

# One-mode Bosonic Gaussian channels: a full weak-degradability classification

F. Caruso, V. Giovannetti

NEST CNR-INFM & Scuola Normale Superiore,  
Piazza dei Cavalieri 7, I-56126 Pisa, Italy

A. S. Holevo\*

Steklov Mathematical Institute,  
Gubkina 8, 119991 Moscow, Russia

December 2, 2024

## Abstract

A complete weak-degradability analysis of one-mode Gaussian Bosonic channels is performed. A new set of channels which have null quantum capacity is identified.

Due to their relatively simple structure Gaussian channels [1] provide an ideal theoretical playground for the study of quantum communication protocols [2]. Bounds and, in some cases, explicit values for the classical [3] or quantum [4] capacities of these channels have been extensively discussed in literature (e.g. see Refs. [1, 5, 6, 7]). Recently weak-degradability was proposed as an useful tool for studying the quantum capacity properties of one-mode Gaussian channels [8]. This suggested the possibility of classifying all one-mode Gaussian channels in terms of a simple canonical form (see Ref. [9]). Moreover, proceeding along similar lines, the exact solution of the quantum capacity of an important subset of those maps was obtained in Ref. [10].

In this manuscript we provide a full weak-degradability classification of one-Gaussian channels and we produce a new set of channels which have null quantum capacity extending a previous result of Ref. [1].

---

\*The Leverhulme Visiting Professor at Centre for Quantum Computation, Department of Applied Mathematics and Theoretical Physics, Cambridge University.

The paper is organized as follows. In Sec. 1 we introduce the notion of weak-complementarity and weak-degradability in a rather general context. In Sec. 2 we give a detailed description of the canonical decomposition of one-mode Bosonic Gaussian channels. Finally in Sec. 3 we discuss the weak-degradability properties of one-mode channels and determine the new set of channels which possess null-quantum capacity (see Sec. 4).

## 1 Weak-complementary and weak-degradable channels

In quantum mechanics, quantum channels describe evolution of an open system  $A$  interacting with external degrees of freedom. In the Schrödinger picture these transformations are described by completely positive trace preserving (CPT) linear maps  $\Phi$  acting on the set  $\mathcal{D}(\mathcal{H}_a)$  of the density matrices  $\rho_a$  of the system. It is a well known (see e.g. [11], [12]) that  $\Phi$  can be described by a unitary coupling between the system  $A$  in input state  $\rho_a$  with an external ancillary system  $B$  (describing the *environment*) prepared in some fixed *pure* state. This follows from Stinespring dilation [13] of the map which is unique up to a partial isometry. More generally, one can describe  $\Phi$  as a coupling with a *non pure* environment prepared in some mixed state  $\rho_b$ , i.e.

$$\Phi(\rho_a) = \text{Tr}_b[U_{ab}(\rho_a \otimes \rho_b)U_{ab}^\dagger], \quad (1.1)$$

where  $\text{Tr}_b[\dots]$  is the partial trace over the environment  $B$ ,  $U_{ab}$  is a unitary operator in the composite Hilbert space  $\mathcal{H}_a \otimes \mathcal{H}_b$ . We call Eq. (1.1) a “physical representation” of  $\Phi$  to distinguish it from the Stinespring dilation, and to stress its connection with the physical picture of the noisy evolution represented by  $\Phi$ . Clearly any Stinespring dilation gives rise to a physical representation. Moreover from any physical representation (1.1) one can construct a Stinespring dilation by purifying  $\rho_b$  with an external ancillary system  $C$ , and by replacing  $U_{ab}$  with the unitary coupling  $U_{abc} = U_{ab} \otimes \mathbb{1}_c$ .

Equation (1.1) motivates the following [8]

**Definition 1** *For any physical representation (1.1) of the quantum channel  $\Phi$  we define its weak-complementary as the map  $\tilde{\Phi} : \mathcal{D}(\mathcal{H}_a) \rightarrow \mathcal{D}(\mathcal{H}_b)$  which takes the input state  $\rho_a$  into the state of the environment  $B$  after the interaction with  $A$ , i.e.*

$$\tilde{\Phi}(\rho_a) = \text{Tr}_a[U_{ab}(\rho_a \otimes \rho_b)U_{ab}^\dagger]. \quad (1.2)$$

The transformation (1.2) is CPT, and it describes a quantum channel connecting systems  $A$  and  $B$ . It is a generalization of the *complementary (conjugate) channel*  $\Phi_{\text{com}}$  defined

in Ref. [14, 15, 16]. In particular, if Eq. (1.1) arises from a Stinespring dilation (i.e. if  $\rho_b$  of Eq. (1.2) is pure) the map  $\tilde{\Phi}$  coincides with  $\Phi_{\text{com}}$ . Hence the latter is a particular instance of a weak-complementary channel of  $\Phi$ . On the other hand, by using the above purification procedure, we can always represent a weak-complementary map as a composition

$$\tilde{\Phi} = T \circ \Phi_{\text{com}}, \quad (1.3)$$

where  $T$  is the partial trace over the purifying system (here “ $\circ$ ” denotes the composition of channels). As we will see, the properties of weak-complementary and complementary maps in general differ.

**Definition 2** *Let  $\Phi, \tilde{\Phi}$  be a pair of mutually (weak)-complementary channels such that*

$$(\Psi \circ \Phi)(\rho_a) = \tilde{\Phi}(\rho_a), \quad (1.4)$$

*for some channel  $\Psi : \mathcal{D}(\mathcal{H}_a) \rightarrow \mathcal{D}(\mathcal{H}_b)$  and all density matrix  $\rho_a \in \mathcal{D}(\mathcal{H}_a)$ . Then  $\Phi$  is called (weak)-degradable while  $\tilde{\Phi}$  - anti-degradable (cf. [8]).*

Similarly if

$$(\bar{\Psi} \circ \tilde{\Phi})(\rho_a) = \Phi(\rho_a), \quad (1.5)$$

for some channel  $\bar{\Psi} : \mathcal{D}(\mathcal{H}_b) \rightarrow \mathcal{D}(\mathcal{H}_a)$  and all density matrix  $\rho_a \in \mathcal{D}(\mathcal{H}_a)$ , then  $\Phi$  is *anti-degradable* while  $\tilde{\Phi}$  is *(weak)-degradable*.

In Ref. [14] the channel  $\Phi$  is called *degradable* if in Eq. (1.4) we replace  $\tilde{\Phi}$  with a complementary map  $\Phi_{\text{com}}$  of  $\Phi$ . Clearly any degradable channel [14] is weak-degradable but the opposite is not necessarily true. Notice, however, that due to Eq. (1.3), in the definition of anti-degradable channel we can always replace weak-complementary with complementary (for this reason there is no point in introducing the notion of weak-anti-degradable channel). This allows us to verify that if  $\Phi$  is anti-degradable (1.5) then its complementary channel  $\Phi_{\text{com}}$  is degradable [14] and vice-versa. It is also worth pointing out that channels which are unitarily equivalent to a channel  $\Phi$  which is weak-degradable (anti-degradable) are also weak-degradable (anti-degradable).

Finally an important property of anti-degradable channels is the fact that their quantum capacity [4] is null. As discussed in [8] this is a consequence of the no-cloning theorem [17] (more precisely, of the impossibility of cloning with arbitrary high fidelity [18]).

It is useful also to introduce our definitions in the Heisenberg picture. Here the states of the system are kept fixed and the transformation induced on the system by the channel

is described by means of a linear map  $\Phi_H$  acting on the algebra  $\mathcal{B}(\mathcal{H}_a)$  of all bounded operators of  $A$  so that

$$\mathrm{Tr}_a[\Phi(\rho_a) \Theta_a] = \mathrm{Tr}_a[\rho_a \Phi_H(\Theta_a)] , \quad (1.6)$$

for all  $\rho_a \in \mathcal{D}(\mathcal{H}_a)$  and for all  $\Theta_a \in \mathcal{B}(\mathcal{H}_a)$ . From this it follows that the Heisenberg picture counterpart of the physical representation (1.1) is given by the unital channel

$$\Phi_H(\Theta_a) = \mathrm{Tr}_b [ U_{ab}^\dagger (\Theta_a \otimes \mathbb{1}_b) U_{ab} (\mathbb{1}_a \otimes \rho_b) ] . \quad (1.7)$$

Similarly, from (1.2) it follows that in the Heisenberg picture the weak-complementary of the channel is described by the completely positive unital map

$$\tilde{\Phi}_H(\Theta_b) = \mathrm{Tr}_b [ U_{ab}^\dagger (\mathbb{1}_a \otimes \Theta_b) U_{ab} (\mathbb{1}_a \otimes \rho_b) ] , \quad (1.8)$$

which takes bounded operators in  $\mathcal{H}_b$  into bounded operators in  $\mathcal{H}_a$ .

Within this framework the weak-degradability property (1.4) of the channel  $\Phi_H$  requires the existence of a channel  $\Psi_H$  taking bounded operators of  $\mathcal{H}_b$  into bounded operators of  $\mathcal{H}_a$ , such that

$$(\Phi_H \circ \Psi_H)(\Theta_b) = \tilde{\Phi}_H(\Theta_b) , \quad (1.9)$$

for all  $\Theta_b \in \mathcal{B}(\mathcal{H}_b)$ . Similarly we say that a quantum channel  $\Phi_H$  is anti-degradable, if there exists a channel  $\bar{\Psi}_H$  from  $\mathcal{B}(\mathcal{H}_a)$  to  $\mathcal{B}(\mathcal{H}_b)$ , such that

$$(\tilde{\Phi}_H \circ \bar{\Psi}_H)(\Theta_a) = \Phi_H(\Theta_a) , \quad (1.10)$$

for all  $\Theta_a \in \mathcal{B}(\mathcal{H}_a)$ .

## 2 One-mode Bosonic Gaussian channels

Gaussian channels arise from linear dynamics of open Bosonic system interacting with Gaussian environment via quadratic Hamiltonians. They can be characterized as CPT maps that transform Gaussian states into Gaussian states [1, 19]. Here we focus on one-mode Bosonic Gaussian channels which act on the density matrices of single Bosonic mode  $A$ . A classification of such maps obtained recently in the paper [9] following [8] allows us to simplify the analysis of the weak-degradability property. In the following we start by reviewing the result of Ref. [9], clarifying the connection with the analysis of Ref. [8]. Then we pass to the weak-degradability analysis of these channels, showing that with some important exception, they are either weak-degradable or anti-degradable.

## 2.1 General properties

Consider a single Bosonic mode characterized by canonical observables  $Q_a, P_a$  obeying the canonical commutation relation  $[Q_a, P_a] = i$ . A consistent description of the system can be given in terms of the unitary Weyl operators  $V_a(z) = \exp[i(Q_a, P_a) \cdot z]$ , with  $z = (x, y)^T$  being a column vector of  $R^2$ . In this framework the canonical commutation relation is written as

$$V_a(z) V_a(z') = \exp\left[\frac{i}{2}\Delta(z, z')\right] V_a(z + z') ,$$

where  $\Delta(z, z')$  is the symplectic form

$$\Delta(z, z') = -i z^T \cdot \sigma_2 \cdot z' = x'y' - xy' , \quad (2.1)$$

with  $\sigma_2$  being the second Pauli matrix. Moreover the density operators  $\rho_a$  of the system can be expressed in terms of an integral over  $z$  of the  $V_a(z)$ 's, i.e.

$$\rho_a = \int \frac{d^2z}{2\pi} \phi(\rho_a; z) V_a(-z) , \quad (2.2)$$

with

$$\phi(\rho_a; z) = \text{Tr}_a[\rho_a V_a(z)] , \quad (2.3)$$

being the characteristic function of  $\rho_a$ <sup>1</sup>. Consequently a complete description of a quantum channel on  $A$  is obtained by specifying its action on the operators  $V_a(z)$ , or, equivalently, by specifying how to construct the characteristic function  $\phi(\Phi(\rho_a); z)$  of the evolved states. In the case of Gaussian channels  $\Phi$  this is done by assigning a mapping of the Weyl operators

$$\Phi_H(V_a(z)) = V_a(K \cdot z) \exp\left[-\frac{1}{2} z^T \cdot \alpha \cdot z + i m^T \cdot z\right] , \quad (2.4)$$

in the Heisenberg picture, or the transformation of the characteristic functions

$$\phi(\Phi(\rho_a); z) = \phi(\rho_a; K \cdot z) \exp\left[-\frac{1}{2} z^T \cdot \alpha \cdot z + i m^T \cdot z\right] , \quad (2.5)$$

in the Schrödinger picture. Here  $m$  is a vector, while  $K$  and  $\alpha$  are real matrices (the latter being symmetric and positive). Equation (2.5) guarantees that any input Gaussian

---

<sup>1</sup> In effect an analogous decomposition (2.2) holds also for all trace class operators of  $A$  [20].

characteristic function will remain Gaussian under the action of the map. A useful property of Gaussian channels is the fact that the composition of two of them (say  $\Phi'$  and  $\Phi''$ ) is still a Gaussian channel. Indeed one can easily verify that the composite map  $\Phi'' \circ \Phi'$  is of the form (2.5) with  $m$ ,  $K$  and  $\alpha$  given by

$$\begin{aligned} m &= (K'')^T \cdot m' + m'' \\ K &= K' K'' \\ \alpha &= (K'')^T \alpha' K'' + \alpha'' . \end{aligned} \tag{2.6}$$

Here  $m'$ ,  $K'$ , and  $\alpha'$  belongs to  $\Phi'$  while  $m''$ ,  $K''$ , and  $\alpha''$  belongs to  $\Phi''$ .

Not all possible choices of  $K$ ,  $\alpha$  correspond to transformations  $\Phi$  which are completely positive. A necessary and sufficient condition for this last property (adapted to the case of one mode) is provided by the nonnegative definiteness of the following  $2 \times 2$  Hermitian matrix [1, 9]

$$2 \alpha - \sigma_2 + K^T \sigma_2 K . \tag{2.7}$$

This matrix reduces to  $2\alpha + (\text{Det}[K] - 1) \sigma_2$  and its nonnegative definiteness to the inequality

$$\text{Det}[\alpha] \geq \left( \frac{\text{Det}[K] - 1}{2} \right)^2 . \tag{2.8}$$

Within the limit imposed by Eq. (2.8) we can use Eq. (2.5) to describe the whole set of the one-mode Gaussian channels.

## 2.2 Channels with single-mode physical representation

An important subset of one-mode Gaussian channels is given by the maps  $\Phi$  which possess a physical representation (1.1) with  $\rho_b$  being a Gaussian state of a *single* external Bosonic mode  $B$  and with  $U_{ab}$  being a canonical transformation of  $Q_a$ ,  $P_a$ ,  $Q_b$  and  $P_b$  (the latter being the canonical observables of the mode  $B$ ). In particular let  $\rho_b$  be a thermal state of average photon number  $N$ , i.e.

$$\phi(\rho_b; z) = \text{Tr}_b[\rho_b V_b(z)] = \exp[-(N + 1/2)|z|^2/2] , \tag{2.9}$$

and let  $U_{ab}$  be such that

$$U_{ab}^\dagger (Q_a, P_a, Q_b, P_b) U_{ab} = (Q_a, P_a, Q_b, P_b) \cdot M , \tag{2.10}$$

with  $M$  being a  $4 \times 4$  symplectic matrix of block form

$$M \equiv \left( \begin{array}{c|c} m_{11} & m_{21} \\ \hline m_{12} & m_{22} \end{array} \right). \quad (2.11)$$

This yields the following evolution for the characteristic function  $\phi(\rho_a; z)$ ,

$$\begin{aligned} \phi(\Phi(\rho_a); z) &= \text{Tr}_a[\Phi(\rho_a) V_a(z)] = \text{Tr}_a[\rho_a \Phi_H(V_a(z))] \\ &= \text{Tr}_{ab} \left[ U_{ab}^\dagger (V_a(z) \otimes \mathbb{1}) U_{ab} (\rho_a \otimes \rho_b) \right] \\ &= \text{Tr}_{ab} \left[ (V_a(m_{11} \cdot z) \otimes V_b(m_{12} \cdot z)) (\rho_a \otimes \rho_b) \right] \\ &= \phi(\rho_a; m_{11} \cdot z) \exp[-(N + 1/2)|m_{12} \cdot z|^2/2], \end{aligned} \quad (2.12)$$

which is of the form (2.5) by choosing  $m = 0$ ,  $K = m_{11}$  and  $\alpha = (N + 1/2) m_{12}^T \cdot m_{12}$ . It is worth stressing that in the case of Eq. (2.12) the inequality (2.8) is guaranteed by the symplectic nature of the matrix  $M$ , i.e. by the fact that Eq. (2.10) preserves the commutation relations among the canonical operators. Indeed we have

$$\begin{aligned} \text{Det}[\alpha] &= (N + 1/2)^2 \text{Det}[m_{12}]^2 = (N + 1/2)^2 (\text{Det}[m_{11}] - 1)^2 \\ &\geq (\text{Det}[K] - 1)^2/4, \end{aligned} \quad (2.13)$$

where in the second identity the condition (2.21) was used.

A rather nontrivial property is the fact that with certain exception one-mode Gaussian channels (2.4) are unitarily equivalent to transformations which admit physical representation with  $\rho_b$  and  $U_{ab}$  as in Eqs. (2.9) and (2.10) –a property which was first suggested in Ref. [8] and made precise in Ref. [9] by exploiting a canonical representation of one-mode Gaussian channels. In the following subsections we will review these results and in Sec. 3 we will use it to derive the weak-complementarity (1.2) of one-mode Gaussian channels.

### 2.3 Canonical form

Following Ref. [9] any Gaussian channel (2.5) can be transformed (through unitarily equivalence) into a simple canonical form. Indeed, given a channel  $\Phi$  characterized by the vector  $m$  and the matrices  $K$ ,  $\alpha$  of Eq. (2.5), one can find unitary operators  $U_a$  and  $W_a$  such that the channel defined by the mapping

$$\rho_a \longrightarrow \Phi^{(\text{can})}(\rho_a) = W_a \Phi(U_a \rho_a U_a^\dagger) W_a^\dagger \quad \text{for all } \rho_a, \quad (2.14)$$

Channel $\Phi$		Class	Canonical form $\Phi^{(\text{can})}$	
Det[ $K$ ]			$K_{\text{can}}$	$\alpha_{\text{can}}$
0	rank[ $K$ ] = 0	$A_1$	0	$(N_0 + 1/2) \mathbb{1}$
0	rank[ $K$ ] = 1	$A_2$	$(\mathbb{1} + \sigma_3)/2$	$(N_0 + 1/2) \mathbb{1}$
1	rank[ $\alpha$ ] = 1	$B_1$	$\mathbb{1}$	$(\mathbb{1} - \sigma_3)/4$
1	rank[ $\alpha$ ] $\neq$ 1	$B_2$	$\mathbb{1}$	$N_0 \mathbb{1}$
$\kappa^2$	$(\kappa \neq 0, 1)$	$C$	$\kappa \mathbb{1}$	$ \kappa^2 - 1 (N_0 + 1/2) \mathbb{1}$
$-\kappa^2$	$(\kappa \neq 0)$	$D$	$\kappa \sigma_3$	$(\kappa^2 + 1)(N_0 + 1/2) \mathbb{1}$

Table 1: Canonical form for one-mode Gaussian Bosonic channels. In the first columns the properties of  $K$  and  $\alpha$  of the map  $\Phi$  are reported. In last two columns instead we give the matrices  $K_{\text{can}}$  and  $\alpha_{\text{can}}$  of the canonical form  $\Phi^{(\text{can})}$  associated with  $\Phi$  — see Eqs. (2.14) and (2.15). In these expressions  $\sigma_3$  is the third Pauli matrix,  $N_0$  is a non-negative constant and  $\kappa$  is a positive constant. Notice that the constraint (2.8) is always satisfied. In  $B_1$  the free parameter  $N_c$  has been set equal to  $1/2$  — see discussion below Eq. (2.17).

is of the form (2.5) with  $m = 0$  and with  $K, \alpha$  replaced, respectively, by the matrices  $K_{\text{can}}, \alpha_{\text{can}}$  of Table 1, i.e.

$$\phi(\Phi^{(\text{can})}(\rho_a); z) = \phi(\rho_a; K_{\text{can}} \cdot z) \exp[-\frac{1}{2} z^T \cdot \alpha_{\text{can}} \cdot z]. \quad (2.15)$$

An important consequence of this fact is that to analyze the weak-degradability properties of an one-mode Gaussian channel it is sufficient to focus on the canonical map  $\Phi^{(\text{can})}$  which is unitarily equivalent to it (see remark at the end of Sec. 1). Here we will not enter into the details of the derivation of Eqs. (2.14) and (2.15), see Ref. [9].

The dependence on the matrix  $K_{\text{can}}$  of  $\Phi^{(\text{can})}$  upon the parameters of  $\Phi$  can be summarized as follows,

$$K_{\text{can}} = \begin{cases} \begin{cases} \sqrt{\text{Det}[K]} \mathbb{1} & \text{Det}[K] \geq 0 \\ \sqrt{|\text{Det}[K]|} \sigma_3 & \text{Det}[K] < 0 \end{cases} & \text{rank}[K] \neq 1 \\ (\mathbb{1} + \sigma_3)/2 & \text{rank}[K] = 1, \end{cases} \quad (2.16)$$

with  $\sigma_3$  being the third Pauli matrix. Analogously for  $\alpha_{\text{can}}$  we have

$$\alpha_{\text{can}} = \begin{cases} \sqrt{\text{Det}[\alpha]} \mathbb{1} & \text{rank}[\alpha] \neq 1 \\ N_c (\mathbb{1} - \sigma_3)/2 & \text{rank}[\alpha] = 1. \end{cases} \quad (2.17)$$



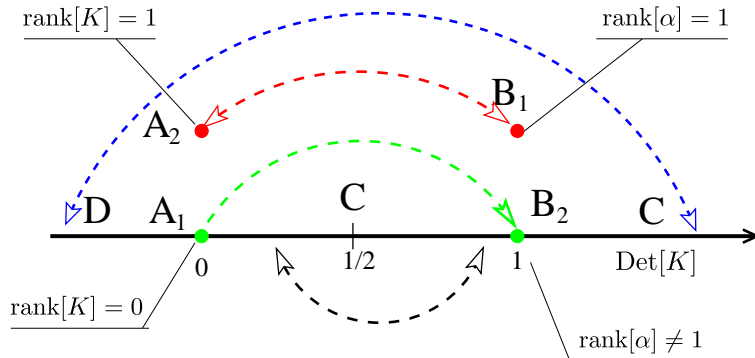


Figure 1: Pictorial representation of the classification in terms of canonical forms of Table 1. Depending on the values of  $\text{Det}[K]$ ,  $\text{rank}[K]$  and  $\text{rank}[\alpha]$  any one-mode Gaussian channel can be transformed to one of the channels of the scheme through unitary transformations as in Eq. (2.14). The point on the thick oriented line for  $\text{Det}[K] < 0$  represent the maps of  $D$ , those with  $\text{Det}[K] > 0$  and  $\text{Det}[K] \neq 1$  represent  $C$ . The classes  $A_{1,2}$  and  $B_{1,2}$  are represented by the four colored points of the graph. Notice that the channel  $B_2$  and  $A_1$  can be obtained as limiting cases of  $D$  and  $C$ . The dotted arrows connect channels which are weak-complementary (1.2) of each others with respect to the physical representations introduced in Sec. 2.4. For instance the weak-complementary of  $B_1$  is channel of the class  $A_2$  (and vice-versa) — see Sec. 3.1 and Table 2 for details. Notice that the weak-complementary channel of  $A_1$  belongs to  $B_2$ . However, not all the channels of  $B_2$  have weak-complementary channels which are in  $A_1$  — see Sec. 2.5.

The quantity  $N_c$  is a free parameter which can set to any positive value upon properly calibrating the unitaries  $U_a$  and  $W_a$  of Eq. (2.14). Following Ref. [9] we will assume  $N_c = 1/2$ . Notice also that from Eq. (2.8),  $\text{rank}[\alpha] = 1$  is only possible for  $\text{Det}[K] = 1$ .

Equations (2.16) and (2.17) show that only the determinant and the rank of  $K$  and  $\alpha$  are relevant for defining  $K_{\text{can}}$  and  $\alpha_{\text{can}}$ . Indeed one can verify that  $K_{\text{can}}$  and  $\alpha_{\text{can}}$  maintain the same determinant and rank of the original matrices  $K$  and  $\alpha$ , respectively. This is a consequence of the fact the  $\Phi$  and  $\Phi^{(\text{can})}$  are connected through a symplectic transformation for which  $\text{Det}[K]$ ,  $\text{Det}[\alpha]$ ,  $\text{rank}[K]$ , and  $\text{rank}[\alpha]$  are invariant quantities. [In particular  $\text{Det}[K]$  is directly related with the invariant quantity  $q$  analyzed in Ref. [8].]

The six inequivalent canonical forms of Table 1 follow by parametrizing the value of  $\sqrt{\text{Det}[\alpha]}$  to account for the constraints imposed by the inequality (2.8). It should be noticed that to determine which class a certain channel belongs to, it is only necessary to know if  $\text{Det}[K]$  is null, equal to 1, negative or positive ( $\neq 1$ ). If  $\text{Det}[K] = 0$  the class is determined by the rank of the matrix. If  $\text{Det}[K] = 1$  the class is determined

by the rank of  $\alpha$  (see Fig. 1). Within the various classes, the specific expression of the canonical form depends then upon the effective values of  $\text{Det}[K]$  and  $\text{Det}[\alpha]$ . We observe also that the class  $A_1$  can be obtained as a limiting case (for  $\kappa \rightarrow 0$ ) of the maps of class  $C$  or  $D$ . Analogously the class  $B_2$  can be obtained as a limiting case of the maps of class  $C$ . Indeed consider the channel with  $K_{\text{can}} = \kappa \mathbb{1}$  and  $\alpha_{\text{can}} |\kappa^2 - 1| (N'_0 + 1/2) \mathbb{1}$  with  $N'_0 = N_0 / (|\kappa^2 - 1|) - 1/2$ , with  $N_0$  and  $\kappa$  positive ( $\kappa \neq 0, 1$ ). For  $\kappa$  sufficiently close to 1,  $N'_0$  is positive and the maps belongs to the class  $C$  of Table 1. Moreover in the limit of  $\kappa \rightarrow 1$  this channel yields the map  $B_2$ .

Finally it is interesting to study how the canonical forms of Table 1 compose under the product (2.6). A simple calculation shows that the following rules apply

$\circ$	$A_1$	$A_2$	$B_1$	$B_2$	$C$	$D$
$A_1$	$A_1$	$A_1$	$A_1$	$A_1$	$A_1$	$A_1$
$A_2$	$A_1$	$A_2$	$A_2$	$A_2$	$A_2$	$A_2$
$B_1$	$A_1$	$A_2$	$B_1$	$B_1/B_2$	$C$	$D$
$B_2$	$A_1$	$A_2$	$B_1/B_2$	$B_2$	$C$	$D$
$C$	$A_1$	$A_2$	$C$	$C$	$B_2/C$	$D$
$D$	$A_1$	$A_2$	$D$	$D$	$D$	$C$

(2.18)

In this table, for instance, the element on the row 2 and column 3 represents class (i.e.  $A_2$ ) associated to the product  $\Phi'' \circ \Phi'$  between a channel  $\Phi'$  of  $B_1$  and a channel  $\Phi''$  of  $A_2$ . Notice that the canonical form of the products  $B_1 \circ B_2$ ,  $B_2 \circ B_1$  and  $C \circ C$  is not uniquely defined. In the first case in fact, even though the determinant of the matrix  $K$  of Eq. (2.6) is one, the rank of the corresponding  $\alpha$  might be one or different from one depending on the parameters of the two “factor” channels: consequently the  $B_1 \circ B_2$  and  $B_2 \circ B_1$  might belong either to  $B_1$  or to  $B_2$ . In the case of  $C \circ C$  instead it is possible that the resulting channel will have  $\text{Det}[K] = 1$  making it a  $B_2$  map. Typically however  $C \circ C$  will be a map of  $C$ . Composition rules analogous to those reported here have been extensively analyzed in Refs. [8, 21].

## 2.4 Single-mode physical representation of the canonical forms

Apart from the case  $B_2$  that will be treated separately (see next section), all canonical transformations of Table 1 can be expressed as in Eq. (2.12), i.e. through a physical representation (1.1) with  $\rho_b$  being a thermal state (2.9) of a single external Bosonic mode  $B$  and  $U_{ab}$  being a linear transformation (2.10). To show this it is sufficient to verify that, for each of the classes of Table 1 but  $B_2$ , there exists a non-negative number  $N$  and a symplectic matrix  $M$  such that Eq. (2.12) gives the mapping (2.15). This yields

the conditions

$$m_{11} = K_{\text{can}} , \quad (2.19)$$

$$m_{12} = O \sqrt{\frac{\alpha_{\text{can}}}{N + 1/2}} , \quad (2.20)$$

with  $O^T = O^{-1}$  being an orthogonal  $2 \times 2$  matrix to be determined through the symplectic condition

$$\text{Det}[m_{11}] + \text{Det}[m_{12}] = 1 , \quad (2.21)$$

which guarantees that  $U_{ab}^\dagger Q_a U_{ab}$  and  $U_{ab}^\dagger P_a U_{ab}$  satisfy canonical commutation relations. It is worth noticing that once  $m_{11}$  and  $m_{12}$  are determined within the constraint (2.21) the remaining blocks (i.e.  $m_{21}$  and  $m_{22}$ ) can always be found in order to satisfy the remaining symplectic conditions of  $M$ . An explicit example will be provided in few paragraphs. For the classes  $A_1, A_2, B_1, D$ , and  $C$  with  $\kappa < 1$ , Eqs. (2.20) and (2.21) can be solved by choosing  $O = \mathbb{1}$  and  $N = N_0$ . Indeed for  $B_1$  the latter setting is not necessary. Any non-negative number will do the job: thus we choose  $N = 0$  making the density matrix  $\rho_b$  of Eq. (2.9) the vacuum of the  $B$ . For  $C$  with  $\kappa > 1$  instead a solution is obtained by choosing  $O = \sigma_3$  and again  $N = N_0$ . The corresponding transformations (2.10) for  $Q_a$  and  $P_a$  (together with the choice for  $N$ ) are summarized below.

Class	$\rho_b$	$U_{ab}^\dagger Q_a U_{ab}$	$U_{ab}^\dagger P_a U_{ab}$
$A_1$	thermal( $N = N_0$ )	$Q_b$	$P_b$
$A_2$	thermal( $N = N_0$ )	$Q_a + Q_b$	$P_b$
$B_1$	vacuum( $N = 0$ )	$Q_a$	$P_a + P_b$
$C \quad \kappa < 1$	thermal( $N = N_0$ )	$\kappa Q_a + \sqrt{1 - \kappa^2} Q_b$	$\kappa P_a + \sqrt{1 - \kappa^2} P_b$
$C \quad \kappa > 1$	thermal( $N = N_0$ )	$\kappa Q_a + \sqrt{\kappa^2 - 1} Q_b$	$\kappa P_a - \sqrt{\kappa^2 - 1} P_b$
$D$	thermal( $N = N_0$ )	$\kappa Q_a + \sqrt{\kappa^2 + 1} Q_b$	$-\kappa P_a + \sqrt{\kappa^2 + 1} P_b$ .

To complete the definition of the unitary operators  $U_{ab}$  we need to provide also the transformations of  $Q_b$  and  $P_b$ . This corresponds to fixing the blocks  $m_{21}$  and  $m_{22}$  of  $M$  and cannot be done uniquely: one possible choice is presented in the following table

Class	$U_{ab}^\dagger Q_b U_{ab}$	$U_{ab}^\dagger P_b U_{ab}$
$A_1$	$Q_a$	$P_a$
$A_2$	$Q_a$	$P_a - P_b$
$B_1$	$Q_a - Q_b$	$-P_b$
$C \quad \kappa < 1$	$\sqrt{1 - \kappa^2} Q_a - \kappa Q_b$	$\sqrt{1 - \kappa^2} P_a - \kappa P_b$
$C \quad \kappa > 1$	$\sqrt{\kappa^2 - 1} Q_a + \kappa Q_b$	$-\sqrt{\kappa^2 - 1} P_a + \kappa P_b$
$D$	$\sqrt{\kappa^2 + 1} Q_a + \kappa Q_b$	$\sqrt{\kappa^2 + 1} P_a - \kappa P_b$ .

The above definitions make explicit the fact that the canonical form  $C$  represents attenuator ( $\kappa < 1$ ) and amplifier ( $\kappa > 1$ ) channel [1]. We will see in the following sections that the class  $D$  is formed by the weak-complementary of the amplifier channels of the class  $C$ . For the sake of clarity the explicit expression for the matrices  $M$  of the various classes has been reported in App. A.

Finally it is important to notice that the above physical representations are equivalent to Stinespring representations only when the average photon number  $N$  of  $\rho_b$  nullifies. In this case the environment  $B$  is represented by a pure input state (i.e. the vacuum). According to our definitions this is always the case for the canonical form  $B_1$  while for the canonical forms  $A_1$ ,  $A_2$ ,  $C$  and  $D$  it happens for  $N_0 = 0$ .

## 2.5 The class $B_2$ : additive classical noise channel

As mentioned in the previous section the class  $B_2$  of Table 1 must be treated separately. The map  $B_2$  corresponds to the classical noise channel [1] defined by

$$\Phi(\rho_a) = \int d^2z p(z) V_a(z) \rho_a V_a(-z) , \quad (2.22)$$

with  $p(z) = (2\pi N_0)^{-1} \exp[-|z|^2/(2N_0)]$ . This can be seen for instance by evaluating the characteristic function of the state (2.22) and comparing it with Eq. (2.15).

These channels admit a natural physical representation which involve two environmental modes in a pure state (see Ref. [9] for details) but do not have a physical representations (1.1) involving a single environmental mode. This can be verified by noticing that in this case, from Eqs. (2.19) and (2.20) we get

$$m_{11} = \mathbb{1} \quad (2.23)$$

$$m_{12} = \sqrt{N_0/(N + 1/2)} O , \quad (2.24)$$

which yields

$$\text{Det}[m_{11}] + \text{Det}[m_{12}] = 1 \pm N_0/(N + 1/2) , \quad (2.25)$$

independently of the choice of the orthogonal matrix  $O^2$ . Therefore, apart from the trivial case  $N_0 = 0$ , the only solution to the constraint (2.21) is by taking the limit  $N \rightarrow \infty$ . This would correspond to representing the channel  $B_2$  in terms of a linear coupling with a single-mode thermal state  $\rho_b$  of “infinite” temperature. Unfortunately this is not a well defined object. However we can use the “asymptotic” representation described at the

---

<sup>2</sup>This follows from the fact that  $\text{Det}[O] = \pm 1$  since  $O^T = O^{-1}$ .

Class of $\Phi$		Weak complementary channel $\tilde{\Phi}$		Class of $\tilde{\Phi}$
		$K$	$\alpha$	
$A_1$		$\mathbb{1}$	0	$B_2$
$A_2$		$\mathbb{1}$	$(N_0 + 1/2) (\mathbb{1} - \sigma_3)/2$	$B_1$
$B_1$		$(\mathbb{1} + \sigma_3)/2$	$\mathbb{1}/2$	$A_2$
$C$	$\kappa < 1$	$\sqrt{1 - \kappa^2} \mathbb{1}$	$k^2(N_0 + 1/2) \mathbb{1}$	$C$ ( $\kappa < 1$ )
$C$	$\kappa > 1$	$\sqrt{\kappa^2 - 1} \sigma_3$	$\kappa^2(N_0 + 1/2) \mathbb{1}$	$D$
$D$		$\sqrt{\kappa^2 + 1} \mathbb{1}$	$\kappa^2(N_0 + 1/2) \mathbb{1}$	$C$ ( $\kappa > 1$ )

Table 2: Description of the weak-complementary (1.2) of the canonical forms  $A_1$ ,  $A_2$ ,  $B_1$ ,  $C$  and  $D$  of Table 1 constructed from the physical representations (1.1) given in Sec. 2.4. In the first column is indicated the class of  $\Phi$ . In the central columns instead is given a description of  $\tilde{\Phi}$  in terms of the representation (2.5). Finally in the last column is reported the canonical form corresponding to the map  $\tilde{\Phi}$ . In all cases the identification is immediate: for instance the canonical form of the map  $\tilde{\Phi}_{A_1}$  belongs to the class  $B_2$ , while the canonical form of the map  $\tilde{\Phi}_D$  is the class  $C$  with  $\text{Det}[K_{\text{can}}] > 1$ . In the case of  $\tilde{\Phi}_{A_2}$  the identification with the class  $B_1$  was done by exploiting the possibility freely varying  $N_c$  of Eq. (2.17) — see Ref. [9]. A pictorial representation of the above weak-degradability connections is given in Fig. 1.

end of Sec. 2.3 where it was shown how to obtain  $B_2$  as limiting case of  $C$  class maps, to claim at least that there exists an one-parameter family of one-mode Gaussian channels which admits single-mode physical representation and which converges to  $B_2$ .

### 3 Weak-degradability of one-mode Gaussian channels

In the previous section we have seen that all one-mode Gaussian channels are unitarily equivalent to one of the canonical forms of Table 1. Moreover we verified that, with the exception of the class  $B_2$ , all the canonical forms admits a physical representation (1.1) with  $\rho_b$  being a thermal state of a single environmental mode and  $U_{ab}$  being a linear coupling. Here we will use such representations to construct the weak-complementary (1.2) of these channels and to study their weak-degradability properties.

### 3.1 Weak-complementary channels

In this section we construct the weak-complementary channels  $\tilde{\Phi}$  of the class  $A_1$ ,  $A_2$ ,  $B_1$ ,  $C$  and  $D$  starting from their single-mode physical representations (1.1) of Sec. 2.4. Because of the linearity of  $U_{ab}$  and the fact that  $\rho_b$  is Gaussian, the channels  $\tilde{\Phi}$  are Gaussian. This can be seen for instance by computing the characteristic function (2.3) of the output state  $\tilde{\Phi}(\rho_a)$

$$\begin{aligned} \phi(\tilde{\Phi}(\rho_a); z) &= \text{Tr}_b[\tilde{\Phi}(\rho_a) V_b(z)] = \text{Tr}_b[\rho_a \tilde{\Phi}_H(V_b(z))] \\ &= \phi(\rho_a; m_{21} \cdot z) \exp\left[-\frac{1}{2}(N + 1/2) |m_{22} \cdot z|^2\right], \end{aligned} \quad (3.1)$$

where  $m_{21}$ ,  $m_{22}$  are the blocks elements of the matrix  $M$  of Eq. (2.11) associated with the transformations  $U_{ab}$ , and with  $N$  being the average photon number of  $\rho_b$  (the values of these quantities are given in the tables of Sec. 2.4 — see also App. A). By setting  $m = 0$ ,  $K = m_{21}$  and  $\alpha = (N + 1/2) m_{22}^T m_{22}$ , Eq. (3.1) has the same structure (2.3) of the one-mode Gaussian channel of  $A$ . Therefore by cascading  $\tilde{\Phi}$  with an isometry which exchanges  $A$  with  $B$  (see Refs. [22, 8]) we can then treat  $\tilde{\Phi}$  as an one-mode Gaussian channel operating on  $A$  (this is possible because both  $A$  and  $B$  are Bosonic one-mode systems). With the help of Table 1 we can then determine which classes can be associated with the transformation (3.1). This is summarized in Table 2.

### 3.2 Weak-degradability properties

Using the compositions rules of Eqs. (2.6) and (2.18) it is easy to verify that the canonical forms  $A_1$ ,  $A_2$ ,  $D$  and  $C$  with  $\kappa \leq \sqrt{1/2}$  are anti-degradable (1.10). Vice-versa one can verify that the canonical forms  $B_1$  and  $C$  with  $\kappa \geq \sqrt{1/2}$  are weak-degradable (1.9) — for  $C$ ,  $D$  and  $A_1$  these results have been proved in Ref. [8]. Through unitary equivalence this can be summarized by saying that all one-mode Gaussian channels (2.5) having  $\text{Det}[K] \leq 1/2$  are anti-degradable, while the others (with the exception of the channels belonging to  $B_2$ ) are weak-degradable (see Fig. 2).

In the following we verify the above relations by explicitly constructing the connecting channels  $\Psi$  and  $\bar{\Psi}$  of Eqs. (1.9) and (1.10) for each of the mentioned canonical forms. Indeed one has:

- For a channel  $\Phi$  of standard form  $A_1$  or  $A_2$ , anti-degradability can be shown by simply taking  $\bar{\Psi}$  of Eq. (1.10) coincident with the channel  $\Phi$ . The result immediately follows from the composition rule (2.6).

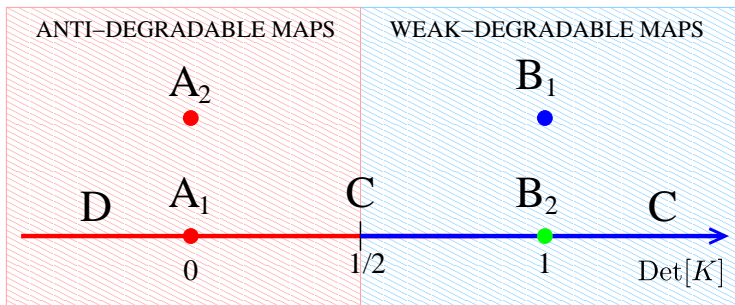


Figure 2: Pictorial representation of the weak-degradability regions for one-mode Gaussian channels. All canonical forms with  $\text{Det}[K] \leq 1/2$  are anti-degradable: this includes the classes  $A_1$ ,  $A_2$ ,  $D$  and part of the  $C$ . The remaining (with the exception of  $B_2$ ) are instead weak-degradable. Moreover  $B_1$  is also degradable in the sense of Ref. [14]. The same holds for channels of canonical form  $C$  with  $N_0 = 0$ : the exact expression for the quantum capacity of these channels has been given in Ref. [10].

- For a channel  $\Phi$  of  $B_1$ , weak-degradability comes by assuming the map  $\Psi$  to be equal to the weak-complementary channel  $\tilde{\Phi}$  of  $\Phi$  (see Table 2). As pointed out in Ref. [9] this also implies the degradability of  $\Phi$  in the sense of Ref. [14]. Let us remind that for  $B_1$  the physical representation given in Sec. 2.4 was constructed with an environmental state  $\rho_b$  initially prepared in the vacuum state, which is pure. Therefore in this case our representation gives rise to a Stinespring dilation.
- For a channel  $\Phi$  of the class  $C$  with  $K_{\text{can}} = \kappa \mathbb{1}$  and  $\alpha_{\text{can}} = |\kappa^2 - 1|(N_0 + 1/2)\mathbb{1}$  we have the following three possibilities:
  - If  $\kappa \leq \sqrt{1/2}$  the channel is anti-degradable and the connecting map  $\bar{\Psi}$  is a channel of  $C$  characterized by  $K_{\text{can}} = \kappa' \mathbb{1}$  and  $\alpha_{\text{can}} = (1 - (\kappa')^2)(N_0 + 1/2)\mathbb{1}$  with  $\kappa' = \kappa/\sqrt{1 - \kappa^2} < 1$ .
  - If  $\kappa \in [\sqrt{1/2}, 1[$  the channel is weak-degradable and the connecting map  $\bar{\Psi}$  is again a channel of  $C$  defined as in the previous case but with  $\kappa' = \sqrt{1 - \kappa^2}/\kappa < 1$ . For  $N_0 = 0$  the channel is also degradable [14] since our physical representation is equivalent to a Stinespring representation.
  - If  $\kappa > 1$  the channel is weak-degradable and the connecting map  $\bar{\Psi}$  is a channel of  $D$  with  $K_{\text{can}} = \kappa' \mathbb{1}$  and  $\alpha_{\text{can}} = ((\kappa')^2 - 1)(N_0 + 1/2)\mathbb{1}$  with  $\kappa' = \sqrt{\kappa^2 - 1}/\kappa$ . As in the previous case, for  $N_0 = 0$  the channel is also degradable [14].

- For a channel  $\Phi$  of  $D$  with  $K_{\text{can}} = \kappa \sigma_3$  and  $\alpha_{\text{can}} = (\kappa^2 + 1)(N_0 + 1/2)\mathbb{1}$  ( $\kappa > 0$  and  $N_0 \geq 0$ ) we can prove anti-degradability by choosing  $\overline{\Psi}$  of Eq. (1.10) to be yet another maps of  $D$  with  $K_{\text{can}} = \kappa' \sigma_3$  and  $\alpha_{\text{can}} = ((\kappa')^2 + 1)(N_0 + 1/2)\mathbb{1}$  where  $\kappa' = \kappa/\sqrt{\kappa^2 + 1}$ . From Eq. (2.6) and Table 2 it then follows that  $\Psi \circ \tilde{\Phi}$  is indeed equal to  $\Phi$ .

Finally it is important to notice that apart from the trivial case  $N_0 = 0$  (which corresponds to the identity map), nothing can be said on the weak-degradability properties of the class  $B_2$ . In Ref. [9] however it was shown that  $B_2$  is neither anti-degradable nor degradable in the sense of [14]. In any case we can use the continuity argument given in Sec. 2.5 to claim that the channel  $B_2$  can be arbitrarily approximated with maps which are weak-degradable (those belonging to  $C$  for instance).

## 4 One-mode Gaussian channels with $\text{Det}[K] > 1/2$ and having null quantum capacity

In the previous section we saw that all channels (2.5) with  $\text{Det}[K] \leq 1/2$  are anti-degradable. Consequently these channel must have null quantum capacity [8, 22]. Here we go a little further showing that the set of the maps (2.5) which can be proved to have null quantum capacity include also some maps with  $\text{Det}[K] > 1/2$ . To do this we will use the following simple fact:

*Let be  $\Phi_1$  a quantum channel with null quantum capacity and let be  $\Phi_2$  some quantum channel. Then the composite channels  $\Phi_1 \circ \Phi_2$  and  $\Phi_2 \circ \Phi_1$  have null quantum capacity.*

The proof of this property follows by interpreting  $\Phi_2$  as a quantum operation performed either at the decoding or at encoding stage of the channel  $\Phi_1$ . This shows that the quantum capacities of  $\Phi_1 \circ \Phi_2$  and  $\Phi_2 \circ \Phi_1$  cannot be greater than the capacity of  $\Phi_1$  (which is null). In the following we will present two cases where the above property turns out to provide some nontrivial results.

### 4.1 Composition of two class $D$ channels

We observe that according to composition rule (2.18) the combination of any two channels  $\Phi_1$  and  $\Phi_2$  of  $D$  produces a map  $\Phi_{21} \equiv \Phi_2 \circ \Phi_1$  which is in the class  $C$ . Since the class  $D$  is anti-degradable the resulting channel must have null quantum capacity. Let then  $\kappa_j \sigma_3$  and  $(\kappa_j^2 + 1)(N_j + 1/2)\mathbb{1}$  be the matrices  $K_{\text{can}}$  and  $\alpha_{\text{can}}$  of the channels  $\Phi_j$ , for  $j = 1, 2$ .



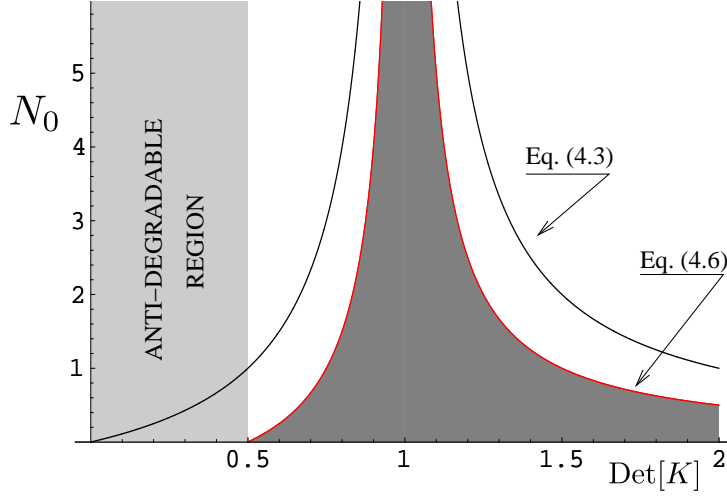


Figure 3: The dark-grey area of the plot is the region of the parameters  $N_0$  and  $\text{Det}[K] = \kappa^2$  where a channel with canonical form  $C$  can have not null quantum capacity. For  $\text{Det}[K] < 1/2$  the channel is anti-degradable. In the remaining white area the quantum capacity is null since these maps can be obtained by a composition of channels one of which being anti-degradable. The curve in black refers to the bound of Eq. (4.3). The contour of the dark-grey area is instead given by Eq. (4.6).

From Eq. (2.6) one can then verify that  $\Phi_{21}$  has the canonical form  $C$  with parameters

$$\kappa = \kappa_1 \kappa_2, \quad (4.1)$$

$$N_0 = \frac{(\kappa_2^2 + 1)N_2 + \kappa_2^2(\kappa_1^2 + 1)N_1}{|\kappa_1^2 \kappa_2^2 - 1|} + \frac{1}{2} \left( \frac{\kappa_1^2 \kappa_2^2 + 2\kappa_2^2 + 1}{|\kappa_1^2 \kappa_2^2 - 1|} - 1 \right). \quad (4.2)$$

Equation (4.1) shows that by varying  $\kappa_j$ ,  $\kappa$  can take any positive values: in particular it can be greater than  $\sqrt{1/2}$  transforming  $\Phi_{21}$  into a channel which does not belong to the anti-degradable area of Fig. 2. On the other hand, by varying the  $N_j$  and  $\kappa_2$ , but keeping the product  $\kappa_1 \kappa_2$  fixed, the parameter  $N_0$  can assume any value satisfying the inequality

$$N_0 \geq \frac{1}{2} \left( \frac{\kappa^2 + 1}{|\kappa^2 - 1|} - 1 \right). \quad (4.3)$$

We can therefore conclude that all channels  $C$  with  $\kappa$  and  $N_0$  as in Eq. (4.3) have null quantum capacity — see Fig. 3. A similar bound was found in a completely different

way in Ref. [1].

## 4.2 Composition of two class $C$ channels

Consider now the composition of two class  $C$  channels, i.e.  $\Phi_1$  and  $\Phi_2$ , with one of them (say  $\Phi_2$ ) being anti-degradable.

Here, the canonical form of  $\Phi_1$  and  $\Phi_2$  have matrices  $K_{\text{can}}$  and  $\alpha_{\text{can}}$  given by  $K_i = \kappa_j \mathbb{1}$  and  $\alpha_j = |\kappa_j^2 - 1|(N_j + 1/2)\mathbb{1}$ , where for  $j = 1, 2$ ,  $N_j$  and  $\kappa_j$  are positive numbers, with  $\kappa_1 \neq 0, 1$  and with  $\kappa_2 \in ]0, \sqrt{1/2}]$  (to ensure anti-degradability). From Eq. (2.6) follows then that the composite map  $\Phi_{21} = \Phi_2 \circ \Phi_1$  has still a  $C$  canonical form with parameters

$$\kappa = \kappa_1 \kappa_2, \quad (4.4)$$

$$N_0 = \frac{|\kappa_2^2 - 1|N_2 + \kappa_2^2|\kappa_1^2 - 1|N_1}{|\kappa_1^2 \kappa_2^2 - 1|} + \frac{1}{2} \left( \frac{\kappa_2^2|\kappa_1^2 - 1| + |\kappa_2^2 - 1|}{|\kappa_1^2 \kappa_2^2 - 1|} - 1 \right). \quad (4.5)$$

As in the previous example,  $\kappa$  can assume any positive value. Vice-versa keeping  $\kappa$  fixed, and varying  $\kappa_1 > 1$  and  $N_{1,2}$  it follows that  $N_0$  can take any values which satisfy the inequality

$$N_0 \geq \frac{1}{2} \left( \frac{\kappa^2}{|\kappa^2 - 1|} - 1 \right). \quad (4.6)$$

We can then conclude that all maps  $C$  with  $\kappa$  and  $N_0$  as above must possess null quantum capacity. The result has been plotted in Fig. 3. Notice that the constraint (4.6) is an improvement with respect to the constraint of Eq. (4.3).

## 5 Conclusion

In this paper we provide a full weak-degradability classification of one-mode Gaussian channels by exploiting the canonical form decomposition of Ref. [9]. Within this context we identify those channels which are anti-degradable. By exploiting composition rules of Gaussian maps, this allows us to strengthen the bound for one-mode Gaussian channels which have not null quantum capacity.

F.C. and V.G. thank the Quantum Information research program of Centro di Ricerca Matematica Ennio De Giorgi of Scuola Normale Superiore for financial support. A. H. acknowledges hospitality of Centre for Quantum Computation, Department of Applied Mathematics and Theoretical Physics, Cambridge University.

## A The matrix $M$

Here we give the explicit expressions of the matrix  $M$  of Eq. (2.11) associated with the physical representations of the classes  $A_1$ ,  $A_2$ ,  $B_1$ ,  $C$  and  $D$ , discussed in Sec. 2.4. They are,

$$M_{A_1} \equiv \left( \begin{array}{cc|cc} 0 & 0 & 1 & 0 \\ 0 & 0 & 0 & 1 \\ \hline 1 & 0 & 0 & 0 \\ 0 & 1 & 0 & 0 \end{array} \right), \quad M_{A_2} \equiv \left( \begin{array}{cc|cc} 1 & 0 & 1 & 0 \\ 0 & 0 & 0 & 1 \\ \hline 1 & 0 & 0 & 0 \\ 0 & 1 & 0 & -1 \end{array} \right), \quad M_{B_1} \equiv \left( \begin{array}{cc|cc} 1 & 0 & 1 & 0 \\ 0 & 1 & 0 & 0 \\ \hline 0 & 0 & -1 & 0 \\ 0 & 1 & 0 & -1 \end{array} \right),$$

$$M_C \equiv \left( \begin{array}{cc|cc} k & 0 & \sqrt{1-k^2} & 0 \\ 0 & k & 0 & \sqrt{1-k^2} \\ \hline \sqrt{1-k^2} & 0 & -k & 0 \\ 0 & \sqrt{1-k^2} & 0 & -k \end{array} \right) \quad (\text{for } \kappa < 1),$$

$$M_C \equiv \left( \begin{array}{cc|cc} k & 0 & \sqrt{k^2-1} & 0 \\ 0 & k & 0 & -\sqrt{k^2-1} \\ \hline \sqrt{k^2-1} & 0 & k & 0 \\ 0 & -\sqrt{k^2-1} & 0 & k \end{array} \right) \quad (\text{for } \kappa > 1),$$

$$M_D \equiv \left( \begin{array}{cc|cc} k & 0 & \sqrt{k^2+1} & 0 \\ 0 & -k & 0 & \sqrt{k^2+1} \\ \hline \sqrt{k^2+1} & 0 & k & 0 \\ 0 & \sqrt{k^2+1} & 0 & -k \end{array} \right).$$

## References

- [1] A. S. Holevo and R. F. Werner, Phys. Rev. A **63** 032312 (2001).
- [2] C. H. Bennett and P. W. Shor, IEEE Trans. Inf. Theory **44**, 2724 (1998).
- [3] A. S. Holevo, IEEE Trans. Inf. Theory **44**, 269 (1998); P. Hausladen, R. Jozsa, B. Schumacher, M. Westmoreland and W. K. Wootters, Phys. Rev. A **54**, 1869 (1996); B. Schumacher and M. D. Westmoreland, Phys. Rev. A **56**, 131 (1997).

- [4] S. Lloyd, Phys. Rev. A **55**, 1613 (1997); H. Barnum, M. A. Nielsen, and B. Schumacher, Phys. Rev. A **57**, 4153 (1998); I. Devetak, IEEE *Trans. Inform. Theory* **51**, 44 (2005).
- [5] C.M. Caves and P.D. Drummond, Rev. Mod. Phys. **66**, 481 (1994); H. P. Yuen and M. Ozawa, Phys. Rev. Lett. **70** 363 (1993).
- [6] A. S. Holevo, M. Sohma, and O. Hirota, Phys. Rev. A **59**, 1820 (1999).
- [7] V. Giovannetti, S. Guha, S. Lloyd, L. Maccone, J. H. Shapiro, and H. P. Yuen, Phys. Rev. Lett. **92**, 027902 (2004).
- [8] F. Caruso and V. Giovannetti, E-print quant-ph/0603257.
- [9] A. S. Holevo, E-print quant-ph/0607051.
- [10] M. M. Wolf and D. Pérez-García, E-print quant-ph/0607070.
- [11] A. S. Holevo, Probl. Inform. Transm. **8**, 63, (1972).
- [12] G. Lindblad, Commun. Math. Phys. **48**, 116 (1976).
- [13] W. F. Stinespring, Proc. Am. Math. Soc. **6**, 211 (1955).
- [14] I. Devetak and P. W. Shor, Commun. Math. Phys. **256**, 287 (2005).
- [15] A. S. Holevo, E-print quant-ph/0509101.
- [16] C. King, K. Matsumoto, M. Nathanson, and M. B. Ruskai, E-print quant-ph/0509126.
- [17] W. K. Wootters and W. H. Zurek, Nature **299**, 802 (1982).
- [18] N. Gisin and S. Massar, Phys. Rev. Lett. **79**, 2153 (1997); D. Bruß, D. P. DiVincenzo, A. Ekert, C. A. Fuchs, C. Macchiavello, and J. A. Smolin, Phys. Rev. A **57**, 2368 (1998); R. F. Werner, Phys. Rev. A **58**, 1827 (1998); V. Büzek, and M. Hillery, Phys. Rev. Lett. **81**, 5003 (1998).
- [19] J. Eisert and M. M. Wolf, E-print quant-ph/0505151; A. Ferraro, S. Olivares, and M. G. A. Paris, *Gaussian states in quantum information* (Bibliopolis, Napoli, 2005).
- [20] A. S. Holevo, *Probabilistic Aspects of Quantum Theory* (North-Holland, Amsterdam, 1982).

- [21] V. Giovannetti and S. Lloyd, Phys. Rev. A **69**, 062307 (2004); V. Giovannetti, S. Guha, S. Lloyd, L. Maccone, and J. H. Shapiro, Phys. Rev. A **70**, 032315 (2004); V. Giovannetti, S. Lloyd, L. Maccone, J. H. Shapiro, and B. J. Yen, Phys. Rev. A **70**, 022328 (2004).
- [22] V. Giovannetti and R. Fazio, Phys. Rev. A **71**, 032314 (2005).