

Non-classical light emission by a superconducting artificial atom with broken symmetry

C. P. Sun,^{1,2} Yu-xi Liu,¹ L. F. Wei,^{1,3} and Franco Nori^{1,4}

¹Frontier Research System, The Institute of Physical and Chemical Research (RIKEN), Wako-shi, Saitama 351-0198, Japan

²Institute of Theoretical Physics, The Chinese Academy of Sciences, Beijing, 100080, China

³Institute of Quantum Optics and Quantum Information, Department of Physics, Shanghai Jiaotong University, Shanghai 200030, P.R. China

⁴Center for Theoretical Physics, Physics Department, Center for the Study of Complex Systems, The University of Michigan, Ann Arbor, Michigan 48109-1040

(Dated: November 1, 2021)

We propose a novel method to generate non-classical states of a single-mode microwave field, and to produce macroscopic cat states by virtue of a three-level system with Δ -shaped (or cyclic) transitions. This exotic system can be implemented by a superconducting quantum circuit with a broken symmetry in its effective potential. Using the cyclic population transfer, controllable single-mode photon states can be created in the third transition when two classical fields are applied to induce the other two transitions. This is because, for large detuning, two classical fields are equivalent to an effective external force, which derives the quantized single mode. Our approach is valid not only for superconducting quantum circuits but also for any three-level quantum system with Δ -shaped transitions.

PACS numbers: 42.50.Hz, 32.80.Qk, 85.25.Cp

I. INTRODUCTION

The symmetry of a quantum system determines the selection rules of its transitions. For instance, all states of a generic atom must have a well-defined parity, and one-photon absorption (emission) due to the electric-dipole interaction can only happen for non-degenerate states with opposite parities. For second-order processes, a two-photon transition requires that these states have the same parities. Thus single- and two-photon transitions between two given energy levels cannot coexist.

Most investigations so far have focused on either Λ , or Ξ (ladder), or V -type transitions [1, 2] when studying three-level atomic systems. These notations, defined according to the transition configuration, are well known to physicists studying atoms and optics. For example, a Λ -type transition atom means that there are optical transitions from the top energy level to the two lower energy levels, respectively; however, the optical transition between the two lower energy levels is forbidden.

The Δ -type three-level systems with cyclic transitions (CT) [3], in which one-photon and two photon processes coexist, are less common. It is of interest to explore the possibility of the coexistence of single photon and two photon processes. For chiral and other broken-symmetry systems, the lack of inversion center allows the CT to occur in realistic physical processes [3]. It has been shown that such quantum systems can be experimentally implemented by left- and right-handed chiral molecules [3]. With CT, the populations of the different energy levels can be selectively transferred by controlling classical fields.

In an atomic system, Δ -type transitions can also be formed [4] by applying three classical pulses: a pair of Raman pulses and an additional detuning pulse. It was shown [4] that the physical mechanism of the cyclic stimulated Raman adiabatic passage is not an adiabatic rotation of the dark state, but the rotation of a higher-order trapping state in a generalized adia-

batic basis.

Most recently, the microwave control of the quantum states has been investigated for “artificial atoms” made of superconducting three-junction flux qubit circuits [5], which possess discrete energy levels. The optical selection rule of microwave-assisted transitions was analyzed [5] for this artificial atom. It was shown [5] that the microwave assisted transitions can appear for any two different states when the bias magnetic flux is near the optimal point but not equal to $1/2$ (the value of the optimal point is $1/2$). This is because the center of inversion symmetry of the potential energy of the artificial atom is broken when the bias is not equal to $1/2$. Then, so-called Δ -type or cyclic transition can be formed for the lowest three energy levels.

The Δ -type transitions can also be obtained from the model of the single-junction flux qubit [6, 7, 8]. In any Δ -type artificial atom, the population can be cyclically transferred by adiabatically controlling both the amplitudes and phases of the applied microwave pulses. However, the population transfer in the Λ -type artificial atom [9] requires that two classical fields induce the transitions from the top energy level to other two lower energy levels, and transitions between two lower energy levels should be forbidden. This condition can be easily satisfied in the usual atoms due to the electric-dipole transition rule and its well defined parity. However, in artificial atoms, these two fields can also induce a transition between two lower energy levels when we study a Λ -type artificial atom [5]. If some phase conditions are satisfied, Δ -type transitions can be formed even with only two classical fields. This is a basic difference between the usual atom [4] and the artificial atom [5].

Here, we investigate new phenomena of a cyclic artificial atom, coupled to a quantized microwave field and controlled by two classical fields. We will explore the CT mechanism to create a single-mode photon state, or a *macroscopic* Schrödinger cat state which is the entangled state between a macroscopic quantum two level system (macroscopic qubit)

and non-classical photon states. Our approach is robust because the working space is spanned by the ground state, or the two lowest energy levels, of the artificial atom. Because the ground state is not easy to be excited by the environment in low temperature limit. Also our scheme is more controllable than either Λ , or Ξ , or V -type atoms, since the extra coupling between the external field and the two lowest energy levels offers a new controllable parameter.

Our paper is organized as follows. In Sec. II, we describe how to model the superconducting flux qubit circuit as a three-level artificial system with Δ -type (or cyclic) transitions, which are induced by the microwave electromagnetic fields. In Sec. III, we consider the case with large detuning. In this case, the top energy level can be adiabatically removed and an effectively driving field can be applied to the single-mode quantized field, then nonclassical states can be generated by the driving quantized field. In Sec. IV, it is demonstrated that the standard Schrödinger cat state, which is an entangled state between the inner states of the artificial atom and the quasi-classical photon state, can be generated. Finally, in Sec. V, we give conclusions and discuss possible applications.

II. MODEL AND HAMILTONIAN

The artificial atom [10] considered here, described in Fig. 1(a), is a superconducting loop with three Josephson junctions [11, 12, 13]. Two junctions have the same Josephson energies and capacitances, which are α times larger than that of the third one. Then, the Hamiltonian can be written as [5, 11]

$$H' = \frac{P_p^2}{2M_p} + \frac{P_m^2}{2M_m} + U(\varphi_p, \varphi_m, f), \quad (1)$$

with the effective masses $M_p = 2C_J(\Phi_0/2\pi)^2$ and $M_m = M_p(1 + 2\alpha)$. The effective potential $U(\varphi_p, \varphi_m, f)$ is

$$U(\varphi_p, \varphi_m, f) = 2E_J(1 - \cos \varphi_p \cos \varphi_m) + \alpha E_J[1 - \cos(2\pi f + 2\varphi_m)] \quad (2)$$

where $\varphi_p = (\varphi_1 + \varphi_2)/2$ and $\varphi_m = (\varphi_1 - \varphi_2)/2$ are defined by the phase drops φ_1 and φ_2 across the two larger junctions; $f = \Phi_e/\Phi_0$ is the reduced bias magnetic flux through the qubit loop, and Φ_0 is the magnetic flux quantum.

The potential energy $U(\phi_p, \phi_m, f)$ is an even function of the canonical variable ϕ_p , and naturally has the mirror symmetry for $\phi_p \rightarrow -\phi_p$. For other variable ϕ_m , the symmetry is completely determined by the reduced bias magnetic flux f . This is shown in Fig. 1(b), comparing $f = 0.5$ and $f = 0.45$, for a given $\phi_p = 0.9$. When $2f = n$ with an integer n , the potential energy U has an inversion symmetry with respect to both phase variables ϕ_m and ϕ_p ; that is,

$$U(-\phi_m, -\phi_p, 2f = n) = U(\phi_m, \phi_p, 2f = n), \quad (3)$$

and thus the parities of the eigenstates are well-defined. However, the inversion symmetry with φ_p and φ_m is broken when $2f \neq n$, that is,

$$U(-\phi_m, -\phi_p, 2f \neq n) \neq U(\phi_m, \phi_p, 2f = n). \quad (4)$$

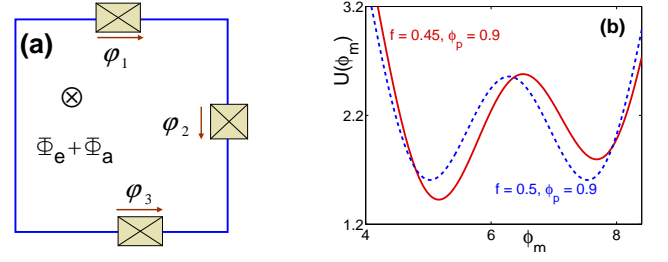


FIG. 1: (Color online) (a) A three-level artificial “atom” made of a superconducting loop, with three junctions, threaded by a bias flux Φ_e and external field Φ_a , consisting of the quantized and time-dependent magnetic fluxes. (b) Potential energy $U(\varphi_p, \varphi_m)$ versus the phase φ_m for fixed φ_p (e.g., $\varphi_p = 0.9$) and reduced magnetic flux $f = \Phi_e/\Phi_0 = 0.5$, for the dashed blue curve, and $f = 0.45$, for the continuous orange curve.

Ref. [5] computed the f -dependent energy spectrum, with the lowest three energy levels, denoted by $|b\rangle$, $|c\rangle$, and $|e\rangle$, well separated from the other upper-energy levels. Since microwave-assisted transitions can occur among the lowest three energy levels [5], this artificial atom allows, cyclic or Δ -shaped, transitions when $f \neq 0.5$.

Besides the bias magnetic flux Φ_e , we also apply another magnetic flux Φ_a , consisting of a quantized field and two classical fields. To realize the strong coupling of the flux qubit to a quantized field, now the flux qubit is coupled to a one-dimensional transmission line resonator. This can be realized by replacing the charge-qubit in the circuit QED architecture [14, 15, 16, 17] by a flux qubit. Then a single-mode quantized magnetic field can be provided by the transmission line resonator. All three fields are assumed to induce transitions among the lowest three energy levels of the artificial atom to form the Δ -shaped configuration mentioned above. The frequencies of the quantized and two classical fields are assumed to be ω , Ω_e , and Ω_c , respectively.

The Hamiltonian of the three-level artificial atom interacting with the three fields can be written as

$$H = \omega_e |e\rangle\langle e| + \omega_c |c\rangle\langle c| + \omega a^\dagger a + (g|e\rangle\langle c|a + G e^{i\Omega_e t} |b\rangle\langle e| + \lambda e^{i\Omega_c t} |b\rangle\langle c| + \text{H.c.}). \quad (5)$$

Here, we take $\hbar = 1$. The quantized field is assumed to couple the transition between $|e\rangle$ and $|c\rangle$, while the two classical fields are applied between $|e\rangle$ and $|b\rangle$, as well as between $|c\rangle$ and $|b\rangle$, respectively. ω_e (ω_c) are transition frequencies between $|e\rangle$ ($|c\rangle$) and $|b\rangle$ (see the Fig. 2). The detuning between the transition frequency ω_e (or ω_c) and the frequency of the classical field Ω_e (or Ω_c) is denoted by

$$\Delta_e = \omega_e - \Omega_e \quad \text{or} \quad \Delta_c = \omega_c - \Omega_c. \quad (6)$$

a and a^\dagger are the annihilation and creation operators of the quantized mode, G and λ are the Rabi-frequencies of the classical fields, g denotes the vacuum Rabi-frequency of the quantized mode. Without loss of generality, we assume that all Rabi frequencies are real numbers. Here, we assume that the

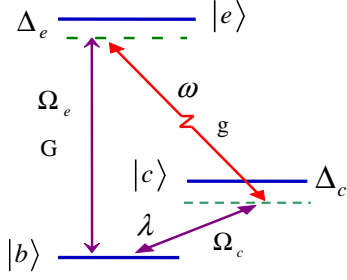


FIG. 2: (Color online). Triangle- or Δ -shaped transitions among three energy levels of the “artificial atom”. The classical fields with frequencies Ω_e and Ω_c induce the transitions (G , λ) with Rabi frequencies G and λ , while the quantized field with frequency ω induces the transition with Rabi frequency g .

frequencies of the three fields satisfy the condition

$$\Omega_e - \Omega_c = \omega. \quad (7)$$

This condition is required such that the equivalent Hamiltonian in a “rotating” reference frame (defined below) will be time-independent. In this case, the evolution of the quantum system will remain in the adiabatic subspace when the Rabi frequencies are adiabatically changed to transfer the quantum information, carried by photons, to the artificial atoms.

Figure 2 illustrates the transitions induced by the interactions of the artificial atom with the three fields. This cyclic or Δ -shaped transitions define a new type of atom, different from the Λ (or Ξ , or V)-type atoms [1, 2]. In a “rotating” reference frame of a time-dependent unitary transformation

$$W(t) = \exp[-it(\Omega_e|e\rangle\langle e| + \Omega_c|c\rangle\langle c| + \omega a^\dagger a)], \quad (8)$$

the Hamiltonian in Eq. (5) can be rewritten as

$$H = \Delta_c |c\rangle\langle c| + \Delta_e |e\rangle\langle e| + (g|e\rangle\langle c| + G|e\rangle\langle b| + \lambda|b\rangle\langle c| + \text{H.c.}), \quad (9)$$

where the the frequencies-matching condition $\Omega_e - \Omega_c = \omega$ has been used.

The population of the three-level artificial atom can be cyclically transferred by adiabatically applying three classical fields [5]. However, in the presence of a quantized field, the transitions

$$\begin{aligned} |e, n\rangle &\leftrightarrow |c, n+1\rangle \leftrightarrow |b, n+1\rangle \\ &\leftrightarrow |e, n+1\rangle \leftrightarrow |c, n+2\rangle \leftrightarrow |e, n+2\rangle \dots \end{aligned}$$

cannot form a closed cycle because each cycle produces a one photon excitation. The triangular or Δ -shaped geometry of the transitions is shown in Fig. 3, where the classical fields can only induce transitions in the plane of each triangle of atom-photon joint states, while the quantized field drives the transitions from one plane to another, by increasing or decreasing one photon.

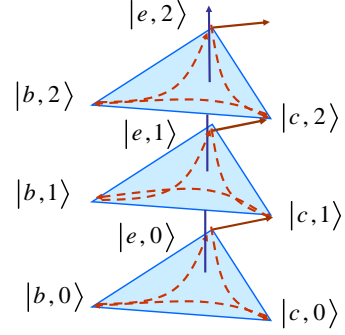


FIG. 3: (Color online). Each triangle has a different number (e.g., 1, 2, 3) of photons. The classical fields can only induce in-plane transitions to form CT. The quantum field links different triangle planes to generate photons.

III. MECHANISM TO GENERATE NONCLASSICAL PHOTON STATES

In this section, we will consider the possibility to utilize the above Δ -shaped three level artificial atom as a basic single photon device. It is well known that there has been considerable interest in the generation of non-classical light using solid-state devices for highly sensitive metrology and quantum information. Some solid-state lasers have been proposed to emit non-classical light with photon number squeezing, but the present proposal, based on Δ -shaped artificial atoms, is essentially a macroscopic quantum device, which, in principle, could be easily controlled by only using classical parameters (e.g., the magnetic flux).

To intuitively describe the main mechanism of how to create the quasi-classical and non-classical photon states by using the transition configuration shown in Fig. 3, we first rewrite the sub-Hamiltonian in Eq. (9)

$$H_s = \Delta_c |c\rangle\langle c| + [\lambda|c\rangle\langle b| + \text{H.c.}], \quad (10)$$

into

$$H_s = \epsilon_+ |+\rangle\langle +| + \epsilon_- |-\rangle\langle -| \quad (11)$$

with two dressed states

$$\begin{aligned} |+\rangle &= \cos\left(\frac{\theta}{2}\right) |c\rangle + \sin\left(\frac{\theta}{2}\right) |b\rangle, \\ |-\rangle &= -\sin\left(\frac{\theta}{2}\right) |c\rangle + \cos\left(\frac{\theta}{2}\right) |b\rangle, \end{aligned}$$

where we have defined the mixing angle

$$\theta = \arctan\left(\frac{2\lambda}{\Delta_c}\right). \quad (12)$$

It is obvious that θ can be controlled through the detuning Δ_c by changing the frequency of the classical field. The states $| \pm \rangle$ are the eigenstates of H_s corresponding to the eigenvalues

$$\epsilon_{\pm} = \frac{\Delta_c}{2} \pm \omega', \quad (13)$$

with the dressed frequency

$$\omega' = \sqrt{\lambda^2 + \frac{\Delta_c^2}{4}}. \quad (14)$$

Then, in this dressed basis, the total Hamiltonian in Eq. (9)

$$H = H_0 + H_1 \quad (15a)$$

can be rewritten as

$$H_0 = \Delta_e |e\rangle\langle e| + \epsilon_+ |+\rangle\langle +| + \epsilon_- |-\rangle\langle -| \quad (15b)$$

and

$$H_1 = g(\theta)A |e\rangle\langle +| - G(\theta)B |e\rangle\langle -| + \text{H.c.} \quad (15c)$$

with the displaced boson operators $A = a + \xi$ and $B = A - \zeta$, and the controllable parameters

$$g(\theta) = g \cos\left(\frac{\theta}{2}\right), \quad G(\theta) = g \sin\left(\frac{\theta}{2}\right),$$

$$\xi(\theta) = \frac{G}{g} \tan\left(\frac{\theta}{2}\right), \quad \zeta(\theta) = \frac{G}{g} \tan^{-1}\left(\frac{\theta}{2}\right).$$

The Hamiltonian (15a) describes the Λ -like transition atom shown in Fig. 4(a). Instead of the usual Λ -type atom, the transitions between states $|e\rangle$ and $|-\rangle$ are induced by two fields, one is a quantized light field with coupling strength $g \sin(\theta/2)$, described by a displaced annihilation operator a , another is a classical field with the Rabi frequency $G \cos(\theta/2)$.

Figure 4(a) schematically describes the creation of quasi-classical and non-classical photon states based on the CT process. Due to the coherent $|c\rangle$ - $|b\rangle$ interaction with the coupling strength λ , as in Eq. (10), the system can be described by the driven JC model shown in Eq. (15a). However, for large detunings, in Eqs. (15a-15c), i.e., $\Delta_e - \epsilon_{\pm} \gg g(\theta)$, $G(\theta)$, we can adiabatically separate the excited state $|e\rangle$ and then a coherent transition between states $|c\rangle$ and $|b\rangle$ is induced by the quantized field originally applied between $|e\rangle$ and $|c\rangle$. This is very similar to the usual Jaynes-Cummings (JC) model, obtained by adiabatically eliminating the highest third energy level in the stimulated Raman scattering of intense laser light. In the dressed states $|\pm\rangle$ basis, and for the above large detuning condition, there exist three types of subspaces, related to states $|+\rangle$, $|-\rangle$, and $|e\rangle$, respectively. These subspaces are depicted in Fig. 4(b) by vertical lines linking the vertices of the triangles. Corresponding to each state, e.g., $|+\rangle$, the photon mode is driven by an effective external force depending on the coherent $|c\rangle$ - $|b\rangle$ interaction, and thus the single mode photon states can be produced from the vacuum state.

IV. ADIABATIC GENERATION OF SCHRÖDINGER CAT STATES

In order to better understand the above-mentioned mechanism to generate non-classical photon states from these controllable artificial atoms, we demonstrate the adiabatic generation of Schrödinger cat states. In the large detuning limit, we

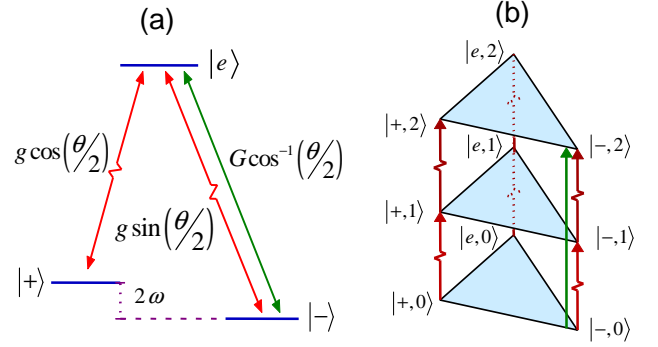


FIG. 4: (Color online) Three-level artificial atom in the classical-field dressed picture. (a) A Λ -like atom equivalent to the Δ -atom in Fig. 2 with the $|+\rangle \leftrightarrow |e\rangle$ transition coupled, via the left zig-zag-line, to a displaced quantized field, denoted by the operator A in Eq. (15c). The $|-\rangle \leftrightarrow |e\rangle$ transition couples both an equivalent classical field, denoted by η , and a displaced quantized field A in Eq. (15c). (b) After doing adiabatic elimination for large detuning, there are no transitions among the three energy levels in the same equal-number-of-photons triangle-plane. The vertical arrowed lines linking the vertices of the triangles represent the transitions that accompany the creation of photons.

can adiabatically eliminate the terms causing transitions from $|e\rangle$ to $|+\rangle$ and $|-\rangle$.

The adiabatic elimination can be done by using the Fröhlich-Nakajima transformation (FNT) [18, 19], which is applied to achieve the effective electron-electron interaction Hamiltonian in the BCS theory. To consider the validity of this method, we will show that it is equivalent to a result of the second order perturbation in the Appendix A. In the FNT method, we define a transformation by the operator $V = \exp(S)$, with an anti-Hermitian operator S to be determined. Then we apply this transformation V to the original Hamiltonian (15a) to given an equivalent Hamiltonian $H_V = V^\dagger H V$.

We assume that the operator S to be the perturbation term with the same order as H_1 , and then we can expand H_V in the series of S . In general, we can consider the Hamiltonian of an interacting system, described by a sum of free Hamiltonian H_0 and the interaction Hamiltonian H_1 as $H = H_0 + H_1$, shown in Eq. (15a). By comparing with the free part H_0 , the interaction part H_1 can be regarded as a perturbation term. Let us perform the transformation $V = \exp(S)$ on the Hamiltonian $H = H_0 + H_1$. Then, we can derive an approximately equivalent Hamiltonian H_V as

$$H_V \cong H_0 + \frac{1}{2} [H_1, S], \quad (16)$$

where the operator S can be determined by

$$H_1 + [H_0, S] = 0. \quad (17)$$

The transformation, by which one can obtain the effective Hamiltonian in Eq. (16) from the Hamiltonian in Eq. (15a), is

the so-called generalized Fröhlich transformation (for details, see Appendix A).

If we replace H_0 and H_1 in Eq. (17) by the explicit expressions in Eqs. (15b) and (15c), and assume

$$S = \Gamma_1 A |e\rangle\langle +| + \Gamma_2 B |e\rangle\langle -| + \Gamma_3 A^\dagger |+\rangle\langle e| + \Gamma_4 B^\dagger |-\rangle\langle e|, \quad (18)$$

for parameters Γ_i ($i = 1, 2, 3, 4$) to be determined, then the parameters Γ_i ($i = 1, 2, 3, 4$) can be obtained as

$$\Gamma_1 = -\Gamma_3 = -\frac{g(\theta)}{\epsilon + \Delta}, \quad (19a)$$

$$\Gamma_2 = -\Gamma_4 = -\frac{G(\theta)}{\epsilon - \Delta}, \quad (19b)$$

with

$$\Delta = \frac{1}{2}\sqrt{(\Delta_c - \Delta_e)^2 + 4\lambda^2}, \quad \epsilon = \frac{1}{2}(\Delta_c + \Delta_e). \quad (20)$$

Then, using the expressions of S , H_0 , and H_1 in Eqs. (18), (15b), and (15c), we can obtain an effective Hamiltonian from Eq. (16) as

$$H_V \approx H_e |e\rangle\langle e| + H_{bc}. \quad (21a)$$

Here, the Hamiltonians H_e and H_{bc} can be expressed as

$$H_e = \Delta_e + \Omega_A A A^\dagger + \Omega_B B B^\dagger \quad (21b)$$

and

$$H_{bc} = (\epsilon_+ - \Omega_A A^\dagger A) |+\rangle\langle +| + (\epsilon_- - \Omega_B B^\dagger B) |-\rangle\langle -| + \Gamma [AB^\dagger |+\rangle\langle -| + A^\dagger B |-\rangle\langle +|], \quad (21c)$$

with

$$\Gamma = \frac{G(\theta)g(\theta)}{2\Delta_- \Delta_+} (2\Delta_e - \Delta_c). \quad (22)$$

The effective frequencies

$$\Omega_A = \frac{g^2(\theta)}{\Delta_+}, \quad \Omega_B = \frac{G^2(\theta)}{\Delta_-} \quad (23)$$

represent the Stark shifts with $\Delta_\pm = \Delta_e - \epsilon_\pm$.

According to former definitions of the operators A and B in Eq. (15c), the Hamiltonian H_e can be rewritten as

$$H_e = (\Omega_A + \Omega_B) a a^\dagger + [(\xi \Omega_A - \eta \Omega_B) a^\dagger + \text{H.c.}] \quad (24)$$

after neglecting the constant terms $\Delta_e + |\xi|^2 + |\eta|^2$. It is clear that the Hamiltonian H_e describes a driven harmonic oscillator. Then, when the total system can be adiabatically kept in the excited state $|e\rangle$, H_e describes the creation of a coherent photon state from the vacuum [1]. However, due to the spontaneous emission of excited states, it is difficult to keep the artificial atom in its excited state $|e\rangle$. Thus, let us now

consider how to generate non-classical photon states by only using the more robust lower states $|\pm\rangle$.

The last term in H_{bc} oscillates in a larger frequency range: $|\epsilon_+ - \epsilon_-| \simeq 2\omega'$. Thus, in the rotating wave approximation, we have

$$H_{bc} = (\epsilon_+ - \Omega_A A^\dagger A) |+\rangle\langle +| + (\epsilon_- - \Omega_B B^\dagger B) |-\rangle\langle -|. \quad (25)$$

This is the standard Hamiltonian to describe the dynamical generation of Schrödinger cat states (e.g., Ref. [20]). Since the bare ground state $|b\rangle$ is easy to be initialized, we can assume that the artificial atom is initially in the bare ground state $|b\rangle = \sin(\theta/2)|+\rangle + \cos(\theta/2)|-\rangle$, while the cavity field is initially in the vacuum state $|0\rangle$. Then at time τ , the whole system can evolve into

$$\begin{aligned} |\psi(\tau)\rangle &= \exp(iH_{bc}\tau) [\sin(\theta/2)|+\rangle + \cos(\theta/2)|-\rangle] |0\rangle \\ &= \sin\frac{\theta}{2} \exp[i\xi^2 \exp(-i\Omega_A \tau)] |\alpha(-\xi, \tau)\rangle |+\rangle \\ &\quad + \cos\frac{\theta}{2} \exp[i\zeta^2 \exp(-i\Omega_B \tau)] |\alpha(\zeta, \tau)\rangle |-\rangle. \end{aligned} \quad (26)$$

where $|\alpha(x, t)\rangle = |\alpha = \alpha(x, t)\rangle$ (and $x = \xi, \zeta$) denotes coherent states with

$$\alpha(x, t) = x[1 - \exp(i\Omega_x t)] \quad (27)$$

and $\Omega_\xi = \Omega_A$, $\Omega_\zeta = \Omega_B$. By adjusting the coupling constant λ between $|c\rangle$ and $|b\rangle$, in this ‘‘cyclic atom’’, one can control dynamical processes to obtain the cat states of the qubit subsystem consisting of the two dressed states $|\pm\rangle$ entangled with the quantized field.

To show the existence of the ‘‘cat’’, we need to calculate the overlap

$$F(\lambda, t) = |\langle \alpha(\zeta, t) | \alpha(-\xi, t) \rangle| = \exp[-y(\lambda, t)] \quad (28)$$

for two coherent states $|\alpha(-\xi, t)\rangle$ and $|\alpha(\zeta, t)\rangle$, where

$$\begin{aligned} y(\lambda, t) &= 2(\zeta + \xi)^2 - 4\zeta\xi \sin^2\left[\frac{t}{2}(\Omega_B - \Omega_A)\right] \\ &\quad - 2\zeta(\zeta + \xi) \cos(\Omega_B t) - 2\xi(\zeta + \xi) \cos(\Omega_A t). \end{aligned} \quad (29)$$

In Fig. 5, the time evolution of $y(t)$ is plotted for given parameters, e.g., $\Delta_e = 3\lambda$, $G = 0.9\lambda$, $g = 0.8\lambda$ for different values of $\theta = \arctan(2\lambda/\Delta_c) = \pi/2, \pi/4, \pi/6$. It shows that $y(t)$ can periodically reach its maximum value, which means that $|\langle \alpha(\zeta, t) | \alpha(-\xi, t) \rangle|$ becomes minimum at these times, with period 2π . The period of the function $y(t)$ is determined by three frequencies Ω_A , Ω_B , and $\Omega_B - \Omega_A$, so Fig. 5 shows the small modulation overimposed on the larger modulation. We find that a larger detuning Δ_c corresponds to a larger maximum value when other parameters are fixed. However, $y(t)$ needs a longer period to reach these maximum points. The above result demonstrates that macroscopic Schrödinger cat states, an entanglement between a *macroscopic* quantum two-level system (macroscopic qubit) and the non-classical photon states, can be generated by superconducting quantum devices. These cat states are *different*

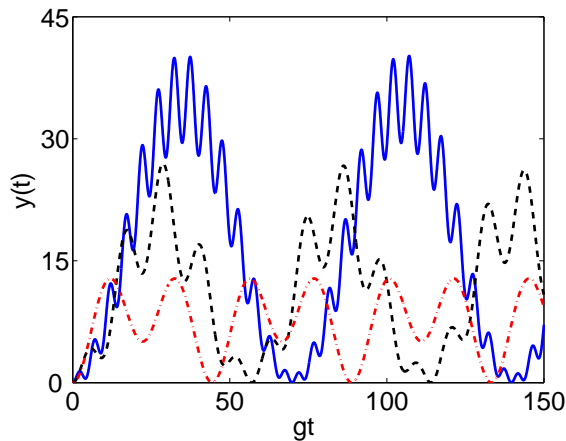


FIG. 5: (Color online). The exponent $y(t)$, see Eqs. (28) and (29), of the overlap of two coherent states is plotted as a function of gt , see Eqs. (23), (28) and (29) for given parameters $\Delta_e = 3\lambda$, $G = 0.9\lambda$, $g = 0.8\lambda$, $\theta = \pi/2$ (dash-dotted red curve), $\theta = \pi/3$ (dotted black curve), and $\theta = \pi/4$ (solid blue curve).

from the usual Schrödinger cat states, an entanglement between a *microscopic* two level atom and the quasi-classical photon states, which are created by using the atomic cavity QED [20].

The above setup can also be used to create a coherent state if the cyclic artificial atom is initially prepared in the state $|-\rangle$. In this case, the total system should be adiabatically kept in the ground state $|-\rangle$. The effective Hamiltonian becomes $H_- \simeq -\Omega_B B^+ B$, by dropping the constant term. More explicitly,

$$H_- \simeq -\Omega_B a^+ a + f(\theta)(a + a^+) \quad (30)$$

realizes a driven harmonic oscillator. The driving force $f(\theta)$ can be expressed as $f(\theta) = G(\theta)g(\theta)/\Delta_-$, and it depends on the coupling constant λ . Starting from the vacuum $|0\rangle$, with a duration t , the single-mode quantized field will evolve into a coherent state $|\varphi(t)\rangle = |\alpha\rangle$ with $\alpha = \zeta[1 - \exp(i\Omega_B t)]$, where a time-dependent global phase $\exp[i\zeta^2(\sin(\Omega_B t) - \Omega_B t)]$ has been neglected. From the expression of the photon number

$$N(t) = \langle \alpha | a^+ a | \alpha \rangle = \zeta^2 |1 - \exp(i\Omega_B t)|^2, \quad (31)$$

we can calculate the generation rate of the photons in the quantized mode:

$$r(t) = \left| \frac{dN(t)}{dt} \right| = \frac{2g^2(\theta)}{\Delta_-} \sin(\Omega_B t). \quad (32)$$

This result shows that, the coupling strength λ of the interaction between $|c\rangle$ and $|b\rangle$, caused by the symmetry-breaking, can be used to enhance the probability of creating single-mode photons. If there is no interaction between $|c\rangle$ and $|b\rangle$, the external force $f(\theta)$ would vanish accordingly and then the dynamic evolution cannot automatically produce coherent photon states.

V. CONCLUSIONS

In an artificial atom represented by a superconducting quantum circuit, we briefly review optical transitions and their selection rules. It is shown that all transitions are possible in such artificial atom when the applied bias magnetic flux is not at the optimal point [5]. Then cyclic or Δ -shaped transitions can be realized for the lowest three energy levels in this artificial atom. Using this cyclic population transfer mechanisms, we have studied how to create nonclassical single-mode photon states and a macroscopic Schrödinger cat states. We show that this approach is controllable, because either the ground state or the two lowest-energy levels are utilized through their coherent coupling to external fields, which can be used to control the parameters of the system. For example, if the Rabi frequency $\lambda = 0$, then the classical field, which induces transitions between states $|c\rangle$ and $|b\rangle$, is set to zero. Thus, our model can be referred to Λ -type atom driven by a quantized and a classical fields [21]. In this case [21], neither the cat state nor the coherent state can be generated from the initial state of the whole system with the bare ground state of atom and the vacuum of the quantized field. Starting from either the vacuum or a coherent state, it is a deterministic scheme to generate nonclassical photon states via CT manipulations.

The large detuning limit implies a relatively weak coupling constants $g(\theta)$ and $G(\theta)$, as well as relatively large detuning $\Delta_e - \epsilon_{\pm}$, shown in Eqs. (15b-15c). Thus it limits the efficient adjustment of the dynamic processes. Therefore, a generic version of our proposal might not be very efficient. Fortunately, in our proposal, the strength λ of the controlling-field coupling between $|c\rangle$ and $|b\rangle$ is adjustable. Thus, one can feasibly manipulate this parameter for our goal without violating the requirement of large detuning.

Another question is the problem of decoherence. An efficient scheme requires the decoherence time comparable with the characteristic time of the effective frequencies Ω_B and Ω_A . It is known that the interaction strength g between the qubit and quantized field can reach about 100 MHz if we use the transmission line resonator in the circuit QED [15, 22]. According to the definitions of Ω_B and Ω_A in Eq. (23), they can be of the order of 10 – 100 MHz, if we choose appropriate detunings Δ_e and Δ_c . Then, it is possible to realize our proposal within the experimental values [23] for $T_1 \sim 7 \mu\text{s}$ and $T_2 \sim 800 \text{ ns}$.

Finally, we should point out the relation between our present work and the quantum Carnot engine (QCE) in Ref. [24, 25]. In the QCE proposal, the Λ -type atoms are prepared as a superposition of two lower states. In the Δ -type transition configuration, the superposition of the two lowest states can be naturally produced by the interaction between the field and the artificial atom, and hence the cyclic three-level atom is a good candidate to demonstrate the QCE.

VI. ACKNOWLEDGMENTS

We acknowledge the partial support of the US NSA and ARDA under AFOSR contract No. F49620-02-1-0334, and

the NSF grant No. EIA-0130383. The work of CPS is also partially supported by the NSFC and Fundamental Research Program of China with No. 2001CB309310.

APPENDIX A: GENERALIZED FRÖHLICH-NAKAJIMA TRANSFORMATION AND ITS EQUIVALENCE TO PERTURBATION THEORY

Let us consider a Hamiltonian H of a given system with its free part H_0 and a perturbation term H_I

$$H = H_0 + \lambda H_I. \quad (\text{A1})$$

Here, λ is the so-called perturbation parameter introduced to characterize the order of the perturbation. At the end of calculation, λ is taken as unity.

The crucial point of the generalized Fröhlich-Nakajima transformation is to choose a proper unitary transformation $V(\lambda) = \exp(\lambda S)$, where S is an anti-Hermitian operator, to be determined. The inverse transformation of $V(\lambda)$ makes the states $|\Psi\rangle$, governed by the Hamiltonian in Eq. (A1), change to a new state

$$|\Phi\rangle = V(-\lambda)|\Psi\rangle = \exp(-\lambda S)|\Psi\rangle. \quad (\text{A2})$$

And the evolution of the state $|\Phi\rangle$ is governed by the transferred Hamiltonian

$$H_\lambda = e^{-\lambda S} H e^{\lambda S}. \quad (\text{A3})$$

It is well known that the unitary transformation does not change the dynamics of the system, and then the Hamiltonians H_λ and H describe the same physical process. Here the operator S should be appropriately chosen such that it has the same order as the perturbation term H_I . Physically, the effect of the Hamiltonian H_I on the final result is so small that it can be neglected.

Using the Baker-Campbell-Hausdorff formula, the Hamiltonian H_λ can be expressed in a series of the parameter λ as

$$H_\lambda = H_0 + \sum_{n=1} \frac{\lambda^n (-1)^{n-1}}{(n-1)!} \underbrace{[S, [S, \dots [S, H_I]]]}_{n-1}. \quad (\text{A4})$$

Second order perturbation theory can be realized by imposing the condition

$$H_I + [H_0, S] = 0 \quad (\text{A5})$$

on Eq. (A4). Eq. (A5) can be used to determine the operator S . For the sake of simplicity, the eigenstates of H_0 are assumed to be non-degenerate. Let $|n\rangle$ be the eigenstate of the Hamiltonian H_0 with the eigenvalue E_n . Taking the matrix elements of Eq. (A5) with respect to the basis $\{|n\rangle\}$ as

$$\langle m|H_I|n\rangle + (E_m - E_n) \langle m|S|n\rangle = 0, \quad (\text{A6})$$

we can find the explicit expression of matrix elements for the operator S

$$S_{mn} = \langle m|S|n\rangle = \frac{\langle m|H_I|n\rangle}{E_n - E_m}. \quad (\text{A7})$$

Thus, the representation of the operator S in the $\{|n\rangle\}$ basis can be

$$S = \sum_{m \neq n} \frac{\langle m|H_I|n\rangle}{E_n - E_m} |m\rangle\langle n|. \quad (\text{A8})$$

From Eqs. (A4) and (A5), we obtain the effective Hamiltonian

$$H_\lambda \cong H_0 + \frac{1}{2} [H_I, S] \quad (\text{A9})$$

up to second order in H_I . Using a matrix representation, H_λ can be expressed as

$$H_\lambda = \sum_n E_n |n\rangle\langle n| + \sum_{l \neq n, m} \frac{\langle m|H_I|l\rangle \langle l|H_I|n\rangle}{2(E_n - E_l)} |m\rangle\langle n| \quad (\text{A10})$$

in the $\{|n\rangle\}$ basis. We can see that the Fröhlich-Nakajima transformation is only applicable to a systems with $\langle m|H_I|m\rangle = 0$. Actually we can decompose the total Hamiltonian H such that H_0 only includes all diagonal elements in the $\{|n\rangle\}$ basis of eigenstates for the Hamiltonian H_0 while the off-diagonal ones are included in H_I .

It is easy to obtain the eigenvalues of the transferred Hamiltonian in Eq. (A9) or (A10), up to second order in H_I , as

$$\begin{aligned} E_n^{(0)} &= \langle n|H_0|n\rangle + \frac{1}{2} \langle n|[H_I, S]|n\rangle \\ &= E_n + \sum_{l \neq n} \frac{|\langle l|H_I|n\rangle|^2}{E_n - E_l}, \end{aligned} \quad (\text{A11})$$

which correspond to the zero-order eigenstates of the Hamiltonian H_λ . The second term in the right side of Eq. (A11) is the so-called self-energy term.

In fact, from Eq. (A10), it can be found that zero-order eigenstates $|\Psi_n^{(0)}\rangle$ of the Hamiltonian H_λ are just the eigenstates $|n\rangle$ of the Hamiltonian H_0 , i.e., $|\Psi_n^{(0)}\rangle = |n\rangle$. The eigenvalues in Eq. (A11) provide energy corrections using the time-independent perturbation theory.

To consider the relation between the Fröhlich-Nakajima transformation and the time-independent perturbation theory, we can transfer eigenstates $|\Psi_n^{(0)}\rangle$ back to the original picture. In this case, the first order eigenstates $|\Psi_n^{(1)}\rangle$ of the Hamiltonian H can be obtained by

$$\begin{aligned} |\Psi_n^{(1)}\rangle &= V(\lambda)|\Psi_n^{(0)}\rangle = (1 + S)|n\rangle \\ &= |n\rangle + \sum_{m \neq n} \frac{\langle m|H_I|n\rangle}{E_n - E_m} |m\rangle, \end{aligned} \quad (\text{A12})$$

where the expansion $V(\lambda)$ is kept up to first order in λ .

It is easy to prove that $|\Psi_n^{(1)}\rangle$ are just the first-order eigenstates of the original Hamiltonian H , with respect to the perturbation decomposition of H_0 and H_I . Since we have chosen that H_I does not have diagonal terms, the first correction to

the energy is zero, and then E_n is also the result of the first correction of the energy for the Hamiltonian H .

The eigenvalues in Eq. (A11) are up to the second order corrections. Correspondingly, the eigenstates $|\Psi_n^{(2)}\rangle$ of H corresponding to the second-order energy corrections can be given by acting $V(\lambda)$ on the first order eigenstates $|\Psi_n^{(1)}\rangle$ of the Hamiltonian H_λ . That is

$$\begin{aligned}
 |\Psi_n^{(2)}\rangle &= V(\lambda) |\Phi_n^{(1)}\rangle = V^{-1}(\lambda) |\Psi_n^{(1)}\rangle \\
 &= \left(1 + S + \frac{S^2}{2}\right) |\Psi_n^{(1)}\rangle \\
 &= |n\rangle + \sum_{m \neq n} \frac{\langle m | H_I | n \rangle}{E_n - E_m} |m\rangle \\
 &\quad + \sum_{l, m, l \neq n} \frac{\langle m | H_I | l \rangle \langle l | H_I | n \rangle}{2(E_l - E_m)(E_n - E_l)} |m\rangle.
 \end{aligned} \tag{A13}$$

-
- [1] M. O. Scully and M. S. Zubairy, *Quantum Optics* (Cambridge University Press, Cambridge, 1997).
- [2] J. P. Marangos, *J. Mod. Optics* **45**, 471 (1997); K. Bergmann, H. Theuer, and B. W. Shore, *Rev. Mod. Phys.* **70**, 1003 (1998).
- [3] P. Král and M. Shapiro, *Phys. Rev. Lett.* **87**, 183002 (2001); P. Král, I. Thanopoulos, M. Shapiro, and D. Cohen, *ibid.* **90**, 033001 (2003); I. Thanopoulos, P. Král, and M. Shapiro, *ibid.* **92**, 113003 (2004).
- [4] M. Fleischhauer, R. Unanyan, B. W. Shore, and K. Bergmann, *Phys. Rev. A* **59**, 3751 (1999); R. Unanyan, L. P. Yatsenko, K. Bergmann, and B. W. Shore, *Opt. Comm.* **139**, 49 (1997).
- [5] Yu-xi Liu, J. Q. You, L. F. Wei, C. P. Sun, and F. Nori, *Phys. Rev. Lett.* **95**, 087001 (2005).
- [6] Z. Zhou, S. I. Chu, and S. Han, *Phys. Rev. B* **66**, 054527 (2002); *ibid.* **70**, 094513 (2004); C. P. Yang and S. Han, *Phys. Rev. A* **70**, 062323 (2004).
- [7] N. Aravantinos-Zafirios and E. Paspalakis, *Phys. Rev. A* **72**, 014303 (2005).
- [8] R. Migliore and A. Messina, *Phys. Rev. B* **67**, 134505 (2003).
- [9] K. V. R. M. Murali, Z. Dutton, W. D. Oliver, D. S. Crankshaw, and T. P. Orlando, *Phys. Rev. Lett.* **93**, 087003 (2004).
- [10] J. Q. You and F. Nori, *Phys. Today* **58**, Vol. **11**, 42 (2005).
- [11] T. P. Orlando, J. E. Mooij, L. Tian, C. H. van der Wal, L. S. Levitov, S. Lloyd, and J. J. Mazo, *Phys. Rev. B* **60**, 15398 (1999); J. E. Mooij, T. P. Orlando, L. Levitov, L. Tian, C. H. van der Wal, and S. Lloyd, *Science* **285**, 1036 (1999); C. H. van der Wal, A. C. J. ter Haar, F. K. Wilhelm, R. N. Schouten, C. J. P. M. Harmans, T. P. Orlando, S. Lloyd, and J. E. Mooij, *Science* **290**, 773 (2000); I. Chiorescu, Y. Nakamura, C. J. P. M. Harmans, and J. E. Mooij, *ibid.* **299**, 1869 (2003).
- [12] Y. Yu, D. Nakada, J. C. Lee, B. Singh, D. S. Crankshaw, T. P. Orlando, K. K. Berggren, and W. D. Oliver, *Phys. Rev. Lett.* **92**, 117904 (2004).
- [13] S. Saito, M. Thorwart, H. Tanaka, M. Ueda, H. Nakano, K. Semba, and H. Takayanagi, *Phys. Rev. Lett.* **93**, 037001 (2004).
- [14] J. Q. You and F. Nori, *Phys. Rev. B* **68**, 064509 (2003).
- [15] A. Wallraff, D. I. Schuster, A. Blais, L. Frunzio, R. S. Huang, J. Majer, S. Kumar, S. M. Girvin, and R. J. Schoelkopf, *Nature* **431**, 162 (2004); A. Blais, R. S. Huang, A. Wallraff, S. M. Girvin, and R. J. Schoelkopf, *Phys. Rev. A* **69**, 062320 (2004).
- [16] Yu-xi Liu, L. F. Wei, and F. Nori, *Phys. Rev. A* **71**, 063820 (2005); *ibid.* **72**, 033818 (2005).
- [17] Yu-xi Liu, L. F. Wei, and F. Nori, *Europhys. Lett.* **67**, 941 (2004).
- [18] H. Fröhlich, *Phys. Rev.* **79**, 845 (1950).
- [19] S. Nakajima, *Adv. Phys.* **4**, 463 (1953).
- [20] M. Brune, E. Hagley, J. Dreyer, X. Maitre, A. Maali, C. Wunderlich, J. M. Raimond, and S. Haroche, *Phys. Rev. Lett.* **77**, 4887 (1996).
- [21] A. S. Parkins, P. Marte, and P. Zoller, and H. J. Kimble, *Phys. Rev. Lett.* **71**, 3095 (1993); A. S. Parkins, P. Marte, P. Zoller, O. Carnal and H. J. Kimble, *Phys. Rev. A* **51**, 1578 (1995). B. W. Shore, J. Martin, M. P. Fewell, and K. Bergmann, *Phys. Rev. A* **52**, 566 (1995); J. Martin, B. W. Shore, and K. Bergmann, *Phys. Rev. A* **54**, 1556 (1996).
- [22] J. Q. You, J. S. Tsai, and F. Nori, *Phys. Rev. B* **68**, 024510 (2003).
- [23] A. Wallraff, D. I. Schuster, A. Blais, L. Frunzio, J. Majer, M. H. Devoret, S. M. Girvin, and R. J. Schoelkopf, *Phys. Rev. Lett.* **95**, 060501 (2005).
- [24] M. O. Scully, M. S. Zubairy, G. S. Agarwal, and H. Walther, *Science* **299**, 862 (2003); H. Linke, *ibid.* **299**, 841 (2003).
- [25] H. T. Quan, P. Zhang, C. P. Sun, *Phys. Rev. E*, in press (2005).