

Practical scheme for the optimal measurement in quantum interferometric devices

Masahiro Takeoka,^{1,2} Masashi Ban,³ and Masahide Sasaki^{1,2}

¹*Communications Research Laboratory, Koganei, Tokyo 184-8795, Japan*

²*CREST, Japan Science and Technology Corporation*

³*Advanced Research Laboratory, Hitachi Ltd., Hatoyama, Saitama 350-03, Japan*

(Dated: December 20, 2018)

We apply a Kennedy-type detection scheme, which was originally proposed for a binary communications system, to interferometric sensing devices. We show that the minimum detectable perturbation of the proposed system reaches the ultimate precision bound which is predicted by Neyman-Pearson hypothesis testing. To provide concrete examples, we apply our interferometric scheme to phase shift detection by using coherent and squeezed probe fields.

PACS numbers: PACS numbers:03.65.Ta, 42.50.Dv, 07.60.Ly

It is well known that the ultimate sensing precision of interferometric devices is limited by the quantum mechanical properties of the probing field [1, 2, 3]. Precision limit analysis has conventionally been studied in the context of a quantum estimation problem [1]. The problem was also recently treated as a binary decision problem based on the Neyman-Pearson criterion [2, 3]. This criterion is often applied to the problem of detecting small, low-rate perturbations, such as gravitational waves. The precision limit can be determined by the discrimination ability of the original probe state $\hat{\rho}_0$ and the perturbed probe state $\hat{\rho}_1$.

Neyman-Pearson hypothesis testing [4] is a strategy to maximize the detection probability P_{11} for fixed false-alarm probability P_{01} , where P_{11} is the probability that one will infer the state as $\hat{\rho}_1$ correctly, and P_{01} is the probability that one will infer the state as $\hat{\rho}_1$ when $\hat{\rho}_0$ is true. Here we consider a small perturbation modeled by a unitary operator $\hat{U}_p(g)$, and the pure probe state $\hat{\rho}_0 = |\psi_0\rangle\langle\psi_0|$. The small parameter shift to be detected is given by g . In this restricted case, the maximum detection probability has been analytically derived as [6]

$$P_{11} = \begin{cases} \frac{[\sqrt{P_{01}\kappa} + \sqrt{(1-P_{01})(1-\kappa)}]^2}{1} & 0 \leq P_{01} \leq \kappa \\ \kappa & \kappa \leq P_{01} \leq 1 \end{cases}, \quad (1)$$

where $\kappa = |\langle\psi_0|\psi_1\rangle|^2 = |\langle\psi_0|\hat{U}_p(g)|\psi_0\rangle|^2$ with the perturbed state $|\psi_1\rangle = \hat{U}_p(g)|\psi_0\rangle$. This general result has been applied to derive minimum detectable perturbation g_M [2]. Since the minimum threshold for P_{11} to detect perturbation is given by

$$P_{11}(g_M; P_{01}) = \frac{1}{2}, \quad (2)$$

one can figure out the value of g_M for given probe states from Eqs. (1) and (2).

Although these analyses can be used to predict the bounds of ultimate precision limits for given probe states, they tell us nothing about how to design optimal measurement devices in practice. A practical measurement scheme has only been reported for a certain entangled

probe field [3]. In this paper, we discuss the practical implementation of optimal measurement based on the so-called Kennedy scheme [5] which was originally proposed for semi-optimal detection strategy in terms of the average error probability for the binary phase-shift keyed coherent states $\{|\alpha\rangle, |-\alpha\rangle\}$. The scheme consists of the displacement operation $\hat{D}(\alpha) = \exp[\alpha\hat{a}^\dagger - \alpha^*\hat{a}]$ and the photodetection operation $\{\hat{\mathbf{I}} - |0\rangle\langle 0|, |0\rangle\langle 0|\}$ discriminating $|2\alpha\rangle$ and $|0\rangle$. Since the signal $|0\rangle$ is perfectly projected into the second measurement operator, in principle, the total bit error rate performance is greatly enhanced. It is indeed semi-optimal to the criterion developed by Helstrom [6].

We will now apply this concept to interferometric sensing devices. The outline of our scheme is in Fig. 1(a). The set of measurement operators is given by the POVM

$$\begin{cases} \hat{\Pi}_0 = |\psi_0\rangle\langle\psi_0| \\ \hat{\Pi}_1 = \hat{\mathbf{I}} - \hat{\Pi}_0 \end{cases}. \quad (3)$$

Since $\langle\psi_0|\hat{\Pi}_0|\psi_0\rangle = 1$, the false-alarm probability P_{01} is always zero. The detection probability P_{11} is given by

$$P_{11} = \langle\psi_1|(\hat{\mathbf{I}} - \hat{\Pi}_0)|\psi_1\rangle = 1 - \kappa. \quad (4)$$

Comparing these probabilities to the predicted bound in Eq. (1), we can see that our scheme achieves the optimal POVM for Neyman-Pearson hypothesis testing where the false-alarm probability is zero, i.e. Eq. (4) equals the $P_{11}(P_{01} = 0)$ of Eq. (1). Obviously, the minimum detectable perturbation g_M derived from Eq. (4) achieves the ultimate limit predicted by the Neyman-Pearson approach.

As a concrete example, let us now discuss an ordinary interferometer which detects small phase shifts given by the operator $\hat{U}_p = \exp(i\hat{n}\varphi)$. Here, \hat{n} is the photon number operator and φ is the parameter for small phase shift. Needless to say, this is the most conventional interferometric device commonly used in various sensing applications.

First, let us consider a coherent state $|\psi_0\rangle = |\alpha\rangle$ as a probe field quantum state. Without loss of generality, we can assume that α is real. Figure 1(b) has a

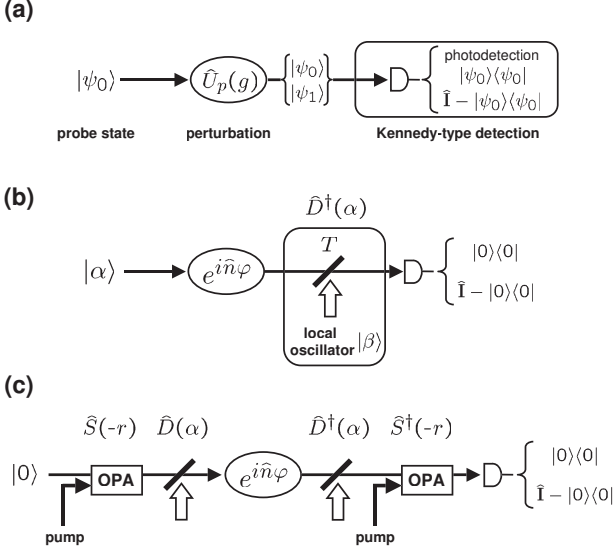


FIG. 1: (a) Schematic illustration of Kennedy-type interferometer. Phase shift detection by the Kennedy-type detector with (b) coherent probe field, and (c) squeezed probe field are also illustrated.

possible setup. The coherent probe beam is incident on the blackbox in which phase shifting occurs with very small probability. At the receiving side, the probe field goes through a beamsplitter with the power transmission T , and it is detected by a photodetector to discriminate whether the field includes zero or non-zero photons. A strong local oscillator $|\beta\rangle$ interferes with the probe field from the other port of the beamsplitter. As is well known [7], in the limits $T \rightarrow 1$ and $\beta \rightarrow \infty$, the beamsplitter works as a displacement operator $\hat{D}(\sqrt{1-T}\beta)$. For our purposes, the displacement has been carefully tuned to $\sqrt{1-T}\beta = -\alpha$. The inference probabilities P_{11} and P_{01} can then be calculated as

$$\begin{aligned} P_{11} &= 1 - |\langle \alpha | e^{i\hat{n}\varphi} | \alpha \rangle|^2 \\ &= 1 - \exp[-2\alpha^2(1 - \cos \varphi)], \end{aligned} \quad (5)$$

and $P_{01} = 0$, respectively. As discussed previously, this achieves the ultimate bound predicted by the Neyman-Pearson optimization procedure, which means that this simple setup provides the best measurement strategy for a coherent probe field. Expanding Eq. (5) into the second order of φ and adopting the minimum threshold condition Eq. (2), we can find the minimum detectable phase shift φ_M^{coh} as

$$\varphi_M^{coh} \approx \sqrt{\frac{\ln 2}{\langle n \rangle}}, \quad (6)$$

where $\langle n \rangle = |\alpha|^2$ is the mean photon number of the probe field.

As a second example, let us consider a Kennedy scheme for a squeezed probe field, as illustrated in Fig. 1(c).

The probe field is the so-called ‘‘ideal squeezed state [8]’’, defined by $|\psi_0\rangle = \hat{D}(\alpha)\hat{S}(-r)|0\rangle$. Here $\hat{S}(\zeta) = \exp[-\frac{1}{2}\zeta(\hat{a}^{\dagger 2} - \hat{a}^2)]$ and r is real and positive. The detection system consists of a displacement beamsplitter $\hat{D}^\dagger(\alpha)$, a squeezer $\hat{S}^\dagger(-r)$, and a photodetector. Two squeezers may be suitably realized by traveling wave optical parametric amplification (OPA) [9]. The overlap κ is now given by

$$\begin{aligned} \kappa &= |\langle 0 | \hat{S}^\dagger(-r) \hat{D}^\dagger(\alpha) e^{i\hat{n}\varphi} \hat{D}(\alpha) \hat{S}(-r) | 0 \rangle|^2 \\ &= \frac{1}{\sqrt{\sigma_1 \sigma_2}} \exp \left[-2e^{-2r} \alpha^2 \left(1 - \frac{\cos \varphi}{\sigma_1 \sigma_2} \right. \right. \\ &\quad \left. \left. + \frac{(e^{4r} - e^{-4r}) \sin^2 \varphi}{4\sigma_1 \sigma_2} \right) \right], \end{aligned} \quad (7)$$

where

$$\sigma_{1,2} = \frac{1}{2} (e^{2r}(1 \mp \cos \varphi) + e^{-2r}(1 \pm \cos \varphi)). \quad (8)$$

For small φ , κ can be approximated to

$$\kappa \approx \frac{1}{\sqrt{1 + \sinh^2 2r \varphi^2}} \exp \left[-\frac{e^{2r} \alpha^2 \varphi^2}{1 + \sinh^2 2r \varphi^2} \right]. \quad (9)$$

Then, from Eqs. (2), (4) and (9), the minimum detectable phase shift φ_M^{sq} is given by

$$\varphi_M^{sq} \approx \sqrt{\frac{1}{\sinh^2 2r} \left(\frac{2e^{2r} \alpha^2}{\sinh^2 2r W(z)} - 1 \right)}, \quad (10)$$

where $W(x)$ is the product log function which is defined by the principal solution for w in $x = we^w$ and z is

$$z = \frac{e^{2r} \alpha^2}{2 \sinh^2 2r} \exp \left[\frac{2e^{2r} \alpha^2}{\sinh^2 2r} \right]. \quad (11)$$

It is worth comparing performances by coherent and squeezed probe fields, under the power constraint condition $\langle n \rangle = \bar{n} + \bar{m} = |\alpha|^2 + \sinh^2 r$, where $\langle n \rangle$, \bar{n} and \bar{m} are the total photon number, $\bar{n} = |\alpha|^2$ and $\bar{m} = \sinh^2 r$, respectively. The minimum detectable phase shift φ_M for a given $\langle n \rangle$ is plotted in Fig. 2(a) with $\bar{m} = 0$ (coherent state), $0.01\langle n \rangle$, $0.1\langle n \rangle$ and $\langle n \rangle$ (squeezed vacuum), while Fig. 2(b) shows the dependence of φ_M on the power distribution ratio $\bar{m}/\langle n \rangle$ for $\langle n \rangle = 10$. The latter clearly indicates that there is an optimal power distribution between $0 < \bar{m} < \langle n \rangle$ to obtain the lowest precision limit φ_M^{opt} . Such φ_M^{opt} is plotted in Fig. 3 with the corresponding power ratio $\bar{m}/\langle n \rangle$. As a reference, φ_M^{opt} is normalized by the φ_M for the squeezed vacuum, which is denoted by φ_M^{sv} . The figure indicates that, in the limit of large $\langle n \rangle$, φ_M^{opt} asymptotically reaches about 98% of φ_M^{sv} where the power distribution reaches about $\bar{m}/\langle n \rangle \approx 0.55$.

When the power for the probe field is fully used for squeezing, i.e., $\bar{m} = \langle n \rangle$ and $\bar{n} = 0$, the φ_M^{sq} of Eq. (10) can be simplified to

$$\varphi_M^{sv} = \frac{\sqrt{3}}{\sinh 2r} = \sqrt{\frac{3}{4\langle n \rangle(\langle n \rangle + 1)}}. \quad (12)$$

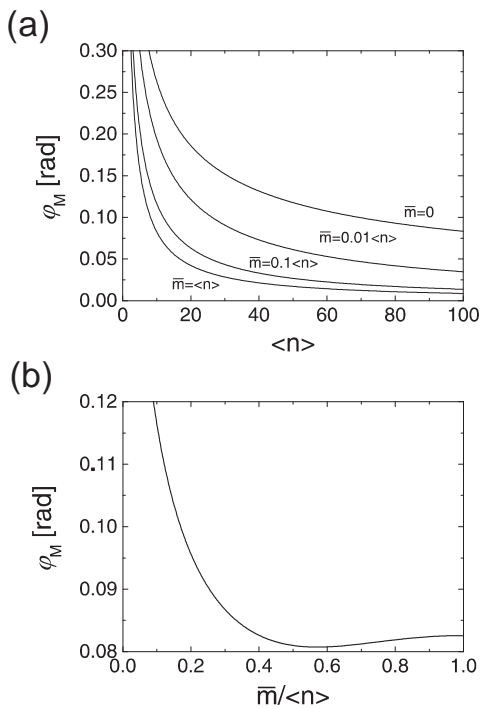


FIG. 2: Minimum detectable phase shift φ_M as functions of (a) total photon number $\langle n \rangle$, and (b) ratio of squeezing power $\bar{m}/\langle n \rangle$ with $\langle n \rangle = 10$.

In the limit of large $\langle n \rangle$, φ_M is proportional to $1/\langle n \rangle$. This is similar to that of previous predictions [1, 3]. From Fig. 3 and Eq. (12), we can conclude that when $\langle n \rangle$ is enough large, φ_M^{opt} is also proportional to $1/\langle n \rangle$. Nevertheless, our results clearly show that when we are only allowed to use extremely weak probe field, an optimization of the power distribution certainly improves the precision limit compared to not only coherent state, but also the squeezed vacuum state.

On the other hand, from a practical point of view, it is very difficult to prepare a squeezed state with large \bar{m} while large coherent amplitude can easily be generated. If we assume that $\bar{n} \gg \bar{m}$, i.e., \bar{m} is significantly smaller than $1/\varphi_M$, φ_M^{sq} can simply be calculated by

$$\varphi_M^{sq} = \frac{1}{e^r} \sqrt{\frac{\ln 2}{\bar{n}}}, \quad (13)$$

which indicates how squeezing enhances the precision limit of small phase shift detection in a bright squeezed probe field.

We also need to note that even though our scheme can directly be applied to the two-mode squeezed state probing, it has no advantages compared to the single mode squeezed state. This is because the advantage of using the two-mode squeezed state, i.e. entanglement, instead of the single-mode squeezed state for interferometric devices is understood as its stability against the technical phase fluctuations [3], while our scheme requires the use

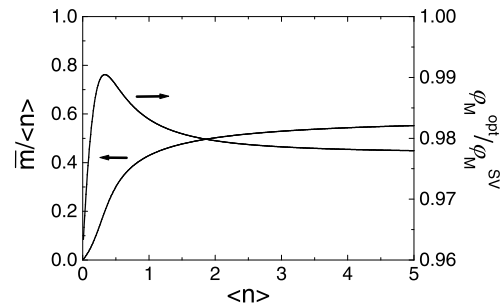


FIG. 3: Optimal power distribution for coherent amplitude and squeezing in a probe field. Minimum detectable phase shift φ_M^{opt} for this optimized probe field is also plotted.

of local oscillators. However, our scheme only requires devices that can presently be obtained and the photodetector restrictions are less severe than with the scheme utilizing entanglement, especially in the extremely weak probe field region, which has the squeezing power that is currently available. While the entanglement scheme assumes to detect the difference of the photon number between two modes [3] which means detectors need to resolve the number of photons, our scheme only requires a detector that can discriminate between zero or non-zero photons. This kind of photodetection is possible by extending the current technology e.g., by using an avalanche photodiode (APD) operating in the Geiger mode. In practice, APDs are parametrized by quantum efficiency η and dark current I_d and the latter causes serious false-alarm probability and also decreases the detection probability. Typical quantities for the best devices that are commercially available at present are $\eta \sim 80\%$ and $I_d \sim 50$ counts per second, for example. We therefore need to pursue further quantitative improvements in detecting devices. Nevertheless, we believe that our scheme still represents a straightforward extension of current photodetection technology.

To summarize, we applied the concept of a Kennedy detection scheme, which has been studied in the field of communications theory, to interferometric sensing devices. We showed that the ultimate precision of our physically realizable scheme reaches the ultimate precision bound predicted by Neyman-Pearson hypothesis testing. It allows us to design concrete optimal detection apparatuses for various given probe sources, e.g., coherent or squeezed states. These are useful in various applications where very small signals must reliably be detected, especially in regions where only weak probe power is available.

Acknowledgments

The authors acknowledge Dr. M. Fujiwara and Dr. J. Mizuno for valuable comments and discussions.

-
- [1] A. S. Lane, S. L. Braunstein, and C. M. Caves, Phys. Rev. A **47**, 1667 (1993).
- [2] M. G. Paris, Phys. Lett. A **225**, 23 (1997).
- [3] G. M. D'Ariano, M. G. A. Paris, and P. Perinotti, Phys. Rev. A **65**, 062106 (2002).
- [4] J. Neyman and E. Pearson, Philos. Trans. R. Soc. London, Ser. A **231**, 289 (1933).
- [5] R. S. Kennedy, Research Laboratory of Electronics, MIT, Quarterly Progress Report No. 108, 219 (1973).
- [6] C. W. Helstrom, *Quantum Detection and Estimation Theory* (Academic Press, New York, 1976).
- [7] K. Banaszek and K. Wodkiewicz, Phys. Rev. Lett. **82**, 2009 (1999).
- [8] L. Mandel and E. Wolf, *Optical Coherence and Quantum Optics* (Cambridge University Press, Cambridge, 1995).
- [9] C. Kim and P. Kumar, Phys. Rev. Lett. **73**, 1605 (1994).