

A BRIEF HISTORY OF THE EARTH

ARBAB I.ARBAB¹

The Abus Salam International Center for Theoretical Physics, P.O. Box 586, Trieste 34100, ITALY

ABSTRACT

The possibility of an increasing gravitational constant (G) and its implications on the earth's history is discussed. The model is consistent with geophysical and astronomical data. The number of days in a year in early epochs predicted by the model is in agreement with those obtained from radiometric and fossil corals. The model considers the earth to be cold in the beginning and it gradually heats as time evolves. Paleontology, paleotemperature, paleogeophysics and paleobotany data are needed to restrict the law of variation of G . The model predicts that the earth has undergone an evolutionary process resulting in its present phase.

Heading: Geophysics; Astronomy; Pale-ontology; Earth Science

¹E-mail: arbab@ictp.trieste.it, arbab64@hotmail.com, arbab@pan.uzulu.ac.za

INTRODUCTION

In 1937 Dirac [1] proposed a model in which the gravitational constant G decreases with time as $G \propto 1/t$, but his model failed when confronted with observations. The possibility of an increasing G has recently been considered by several workers [2,3,4]. In both cases the variation of G is of the order of the Hubble constant (H). According to the theory of general relativity (GR) the gravitational constant is constant. Hence any theory requires a change of G would imply a change in GR. If G turns out to be varying with time then GR should be revised. The supporters of GR however are reluctant to accept the idea of a varying G . We will in this paper investigate the geologic implications of an increasing gravitational constant G on the earth.

The best experimental upper limit on the present rate of change of the gravitational constant G comes from the analysis of radar observations of Mercury and Venus. For a planet in a circular orbit, around a central mass (M), of radius r and velocity v , we have $MG = v^2r$, so if the orbital angular momentum mvr stays fixed while G changes, then r and v will vary as [5]

$$r \propto 1/v \propto 1/G \quad (1)$$

and the orbital period $T = 2\pi r/v$ will vary as

$$T \propto 1/G^2 \quad (2)$$

The motion of a body moving under gravitational attraction would be affected by the presence of a resisting medium. For a circular motion, this was shown to result in an increase in the orbital velocity and a decrease in the orbit (r) [6]. By repeated comparison of the orbital periods of the inner planets over the period 1966-69, with time as told by an atomic clock (which does not depend on G), Shapiro *et al* have set an upper limit

$$|\dot{G}/G| < 4 \times 10^{-10} \text{ year}^{-1} \quad (3)$$

This is almost good enough to rule out Dirac theory, but is not yet sufficiently stringent to put a useful limit on Brans-Dicke [7] theory coupling parameter ω . There was also a prospect of setting an upper limit on the rate of change of G from analysis of the flight time of laser signals, sent from the earth to the moon, and reflected back to earth by the corner reflectors placed on the moon's surface by the Apollo expedition. Variation in G over the last five millennia can perhaps be determined from the study of ancient eclipse records. It may be possible to measure changes over the last 350 million years in the number of days in lunar month or a year, by counting monthly or annual growth bands and daily growth ridges on fossil coral. With decreasing G , the radius of the earth would increase roughly as $G^{-0.1}$, causing complicated damage to the earth's crust. If G were large in the past, then stars would have run their thermonuclear evolution more rapidly. If G were greater in the past, then the sun luminosity L would have been greater by a factor roughly proportional to G^8 , and that the radius r of the earth orbit would have been smaller by a factor proportional to G^{-1} , so that the surface temperature of the earth, which varies more or less as $(L/r^2)^{1/4}$, would have been greater by a factor $G^{2.5}$. If G decreases as $t^{-0.09}$, (Brans-Dicke,

$\omega = 6$, $G \propto t^{-2/(4+3\omega)}$ and if the age of the universe is 8×10^9 years, then the temperature of the earth's surface 2×10^9 years ago would have been only 20°C higher than at present, which need not have had any drastic effect on biological evolution. On the other hand, if G has decreased as $1/t$ (Dirac), then the temperature of the earth's surface 10^9 years ago would have been above the boiling point of water unless the earth's albedo was very much higher than at present. Thus too large an early value of G could have prevented the evolution of life forms capable of invoking curiosity about the universe [8,5].

If G has varied with time, the geologic consequences will have been fundamental. For many years the grounds for supposing that G changes with time were entirely philosophical, but there is now some physical evidence that this conclusion is correct.

The Model

Recently, a cosmological model based on Einstein theory has been proposed [9,10]. The model considers that the gravitational constant is increasing with time as $G \propto t^{(2n-1)/(1-n)}$, where n is the viscosity index ($\frac{1}{2} < n < 1$) and that the age of the present universe is $t_p = \frac{1}{3(1-n)}H_p^{-1}$, where H_p is the Hubble constant.

For $n = 0.7$, $G \propto t^{1.3}$ and $t_p = 1.1H_p^{-1}$. This gives $\dot{G}/G = 1.2H_p^{-1}$. The radius of the earth (R), temperature (θ), orbital velocity (v), orbit (r), orbital period (T), escape velocity (v_e), and the acceleration due to gravity (g) vary as [3,4]:

$$R \sim G^{-0.1}, \theta \sim G^{2.5}, T \sim G^{-2}, v \sim G, r \sim G^{-1}, v_e \sim G^{0.55}, g \sim G^{1.2}. \quad (4)$$

Based on these relations one can relate these parameters at two different epochs viz.

$$\frac{R_a}{R_p} = \left(\frac{t_p}{t'}\right)^{0.13}, \frac{\theta_a}{\theta_p} = \left(\frac{t'}{t_p}\right)^{3.25}, \frac{T_a}{T_p} = \left(\frac{t_p}{t'}\right)^{2.6}, \frac{r_a}{r_p} = \left(\frac{t_p}{t'}\right)^{1.3}, \frac{v_a}{v_p} = \left(\frac{t'}{t_p}\right)^{1.3}, \frac{g_a}{g_p} = \left(\frac{t'}{t_p}\right)^{1.56}, \frac{v_{e a}}{v_{e p}} = \left(\frac{t'}{t_p}\right)^{0.715} \quad (5)$$

where $t' = t_p - t_a$, is the time measured from the beginning of the universe and the subscript 'a' and 'p' refer to the value of the parameter before the present and at the present epochs, respectively.

Of primary importance, the model predicts that the temperature of the earth was 266K 400 millions ago while Dirac model gives 424K. Hence our model predicts that life could have been possible in that epoch. The temperature-time relationship is plotted in Fig.(1), it shows the slow warming of the earth. It was suggested by [11,12] that the earth probably formed from accretion of cold planetetismals and therefore was initially homogeneous. However, shortly after formation, the earth must have heated up so that it could differentiate or separate into a core, mantle, and crust. Heating was the result of heat generated by impacts during accretion, by gravitational compression, and by radioactive decay. Each in-falling planetesimal carried a great deal of kinetic energy due its motion, a large part of which was converted to heat upon impact. The rate of heat generated in this manner depended upon the rate of accumulation and the velocity of planetesimal. As material accumulated on the surface of the growing planet the inner parts of the planet were subjected to higher

and higher pressure which resulted in a proportional increase in temperature. Because rocks are poor conductors of heat the temperature of the earth's interior continued to rise. At the same point iron began to melt and because of its high density began to sink towards the center of the planet, forming the core. In Kuiper's model [13] the earth is formed from accumulation of materials in a cold ($< -200^{\circ}\text{C}$) nebula. However, our model gives a value of -218°C . At that time the earth was at roughly double its distance from the sun now. The earth was in the position occupied by Mars some 3050 million years ago, therefore Mars today could represent an earlier life's history of the earth. Therefore, the knowledge of Mars life conditions at the present time will help speculate about the history of the earth. Because the variation of G is related to the age of the universe and to the deceleration parameter of the universe, the geologic constraints for G would improve the knowledge about the present universe. Equation (5) can be inverted to give a geologic time scale of the earth (calendar).

Inserting a present age of the universe ($11 \times 10^9\text{y}$) we, from eq.(5), tabulate the earth data (Table 1) for the different geologic periods.

Wells [14], using coral as an illustration, presented the idea that the fine growth lines represented daily increments. He was able to infer the number of days in a year the time the coral lived.

He noted that Astronomers believed the period of rotation of the earth around its polar axis has been gradually slowing down due to a slight damping effect of tidal forces on rotational energy, and that in the course of geologic time the length of the day has been increasing and the number of days in the year decreasing [15].

In our present model the length of the day (D) is varying as $D \propto G^2$ or $D \propto t^{2.6}$. It is therefore clear that the length of the day was 21.9 hours 380 million years ago [12,14]. This lengthening of the day is possibly due to the tidal effects of the moon. Algal Stromatolites, similar to types that today form chiefly in the inter-tidal zone were several centimeters high, suggesting that the moon was present at least by then to influence tides. The increase in heights of these Stromatolites would suggest a gradual decrease in the distance of the moon from the earth as the cause of increased tides [17].

Fossils have great intrinsic interest as evidence of changes that the life of the earth has undergone of the evolutionary process that has now produced the present biological environment. It was well known that the moon has influence on biological processes and that many biological cycles are related to the phases of the moon [12].

Some experts attribute the rather high "mortality" in marine invertebrates in Permian time to cold climates and shrinking seas. By the same token the extinction of dinosaurs is likely to be due to environmental changes and not due to any global catastrophe as many people suggested.

Astronomical data indicate that the Cambrian year should have about 420 days, so that 400 days for the Devonian year in line with the astronomical calendar based on the theory of decelerating rotation. It was found that ages inferred from fossil coral (biological system) generally agree with the radiometric time.

Wells emphasized that if more detailed studies supported his ideas, fossils with patterns of

additive growth were potentially useful chronometers of absolute time [14,16].

Plots of the temperature, number of days per year, earth's radius, earth's orbit and the length of day *versus* time are shown in Fig.(1), Fig.(2), Fig.(3), Fig.(4) and Fig.(5), respectively.

Working experimentally with the living quahog *Mercenaria*, Panella and Mac Clintock established that the basic growth units of the shell were, indeed, daily increments. Moreover, they found a number of distinct cycles patterns of increments, the most obvious being cycles reflecting seasonal changes in series of thicker (summer) and thinner (winter) increments. The O^{18}/O^{16} ratios determined for successive concentric zones in that shell indicate rhythmic fluctuations of temperature from a winter low of about $15^{\circ}C$ to a summer high of about $22^{\circ}C$. From these data it was deduced that animal lived some 140 million years ago [16]. Comparing this with our prediction we get a temperature of $14.7^{\circ}C$.

The number of days per year in the past (Table 1), according to the present model, shows a complete agreement with the data obtained from fossil coral and radiometric time (Table 2).

According to our model, much of the internal heating of the earth is presumed to have occurred subsequent to its aggregation through the gravitational attraction and radioactive decay within the mass. The energy produced by such heating apparently has caused the continual disturbances seen in earthquakes, volcanos, formation of mountain, and the like.

During the 19th century, geologist sought an explanation for diastrophism in a shrinking earth. It was then widely believed that the internal heat is a residue from a primordial molten stages and that as it slowly cooled the earth began to solidify at the surface, thus developed a rigid crust [15]. We, again, present the idea of a shrinking earth but on different ground. In our model the solidification of the crust is due to an increase in the strength of gravity with time. One of the immediate consequences of the shrinking earth is that the sea-covering areas would increase and the continent would shrink as time evolves. Using the Hubble constant $H_p = 10^{-10}y^{-1}$, the age of the universe $t_p = 11 \times 10^9y$, the deceleration parameter (q_p) of the universe is $q_p = 0.1$.

For a planet to retain its atmosphere over billion years the escape velocity must be such that $v_{rms} = 10v_e$, where v_{rms} is the root mean square velocity of a given species. Using the above relation, the atmospheric temperature T_{atm} is related to G by $T_{atm} \sim G^{1.1}$.

For instance, water under cool conditions react to form compounds that do not easily evaporate, where as neon is chemically inert and remains a gas. Thus a cool primitive earth would selectively retain water (and other chemically reactive gas like carbon dioxide and ammonia) by locking them up as compounds in rock, where as inert gases like neon would gradually escape. Thus life could have developed some billion years ago.

We remark that the appropriate law of variation of G has to be found from the variation of the geologic parameters (earth's radius, temperature, speed, etc.) with time. We have, in this model, highlighted the implications of an increasing gravity on the evolution of the earth.

Concluding Remarks

Thus, as a result of increasing gravity, the earth continues to shrink and speeds up in its orbit while approaching the sun. Like the astronomical calendar which is based on the theory of decelerating rotation, our model based on an increasing gravity can be used as a calendar for the geologic time. The model predicts events that took place in the initial state of the earth formation. We also predict that the sea-covering areas are increasing while the continental areas are decreasing. Using the present age (Hubble) parameter as an input one can predict the value of the Hubble (age) parameter of the universe. Paleotemperature, paleoclimatology, paleogeophysics, paleogeography data will set appropriate limits on the variability of G . The consequences of this variation will be very substantial in understanding the history of the earth.

References

- 1- P.A.M. Dirac, *Nature* 139,323, 1937
- 2- L.S.Levitt, *Lett. Nuovo Cimento.* 29, 23, 1980
- 3- A.-M.M.Abdel Rahman, *Gen. Rel. Gravit.* 22, 655, 1990
- 4-C.Massa, *Astr. Phys. Space. Sci.* 232, 143, 1995
- 5- S.Weinberg, *Gravitation and Cosmology*, pg. 619, pg.629 , John Wiley and Sons Inc., 1972
- 6- Harold Spencer Jones, *General Astronomy*, pg.226, Edward Arnold Publishers Ltd, 1961
- 7- C.Brans and R.H.Dicke, *Phy. Rev. D124*, 203, 1961
- 8- M.V. Berry, *Principles of Cosmology and Gravitation*, pg.136, IOP Publishing Ltd 1989
- 9- A.I.Arbab, *Gen. Rel. Gravit.*, 29,61, 1997
- 10- A.I.Arbab, *Nouvo. Cimento B113*, 403, 1998
- 11- D.C.Tozer, *Science Progress* 64, 1, 1977
- 12- Billy P.Glass, *Introduction to Planetary Geology*, pg.43, pg.87, Cambridge University Press, 1982
- 13- G.P. Kuiper, *Astrophysics*, ed. J.A.Hynek, pg.404, New York McGraw-Hill (1951)
- 14- J.W. Wells, *Nature V.197, Nr.4871*, 948 , 1963
- 15- Don L.Eicher, *Geological time*, pg.138, Prentice - Hall, 1968
- 16- Carl O.Dunbar, *Historical Geology*, pg.67, pg.75 John Wiley & Sons Inc., 1969
- 17- Jr. Robert H.Dott and R.L.Batten, *Evolution of the Earth*, pg.288-289 MacGraw-Hill Company, 1981

Table 1: Data obtained from the *principle of increasing gravity*

time*	65	190	280	345	570	1000	2000	3000	4500
length of day(hr)	23.63	22.94	22.44	22.10	20.90	18.73	14.24	10.49	6.11
period**	370.7	381.9	390.3	396.5	419.2	467.6	615.0	838.3	1433.3
temperature (K)	294.3	283.5	275.9	270.5	252.2	220.1	165.2	106	54.2
radius(km)	6382.9	6392.5	6399.4	6404.5	6422.3	6457.5	6546.5	6647.5	6829.2
escape velocity (kms ⁻¹)	11.15	11.06	11.00	10.95	10.78	10.46	9.70	8.92	7.69
orbit(x10 ¹¹ m)	1.51	1.55	1.58	1.61	1.69	1.69	1.94	2.26	2.96

Table 2: Data obtained from *fossil corals and radiometric time*

time*	65	136	190	225	280	325	345	395	435	500	570
period**	371	377	382	385	390	394	396	401	405	412	421

[*: Million years before present, **: Number of days per year]

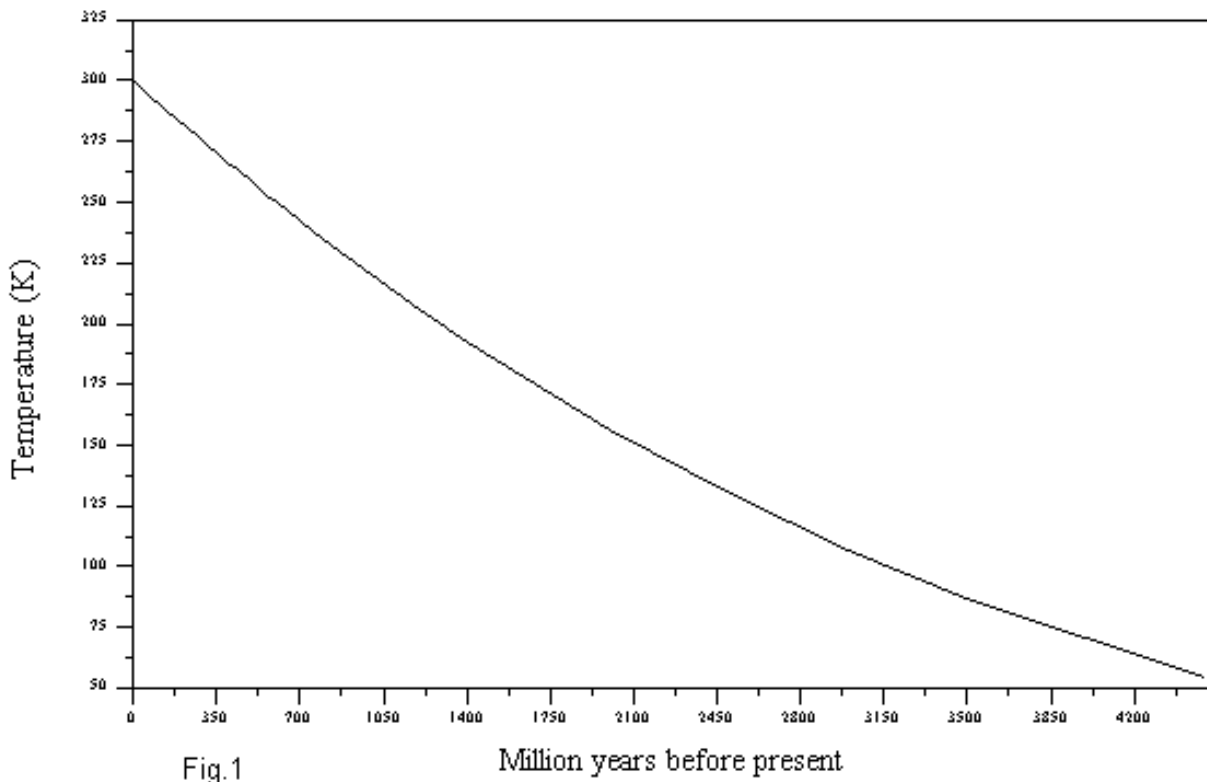
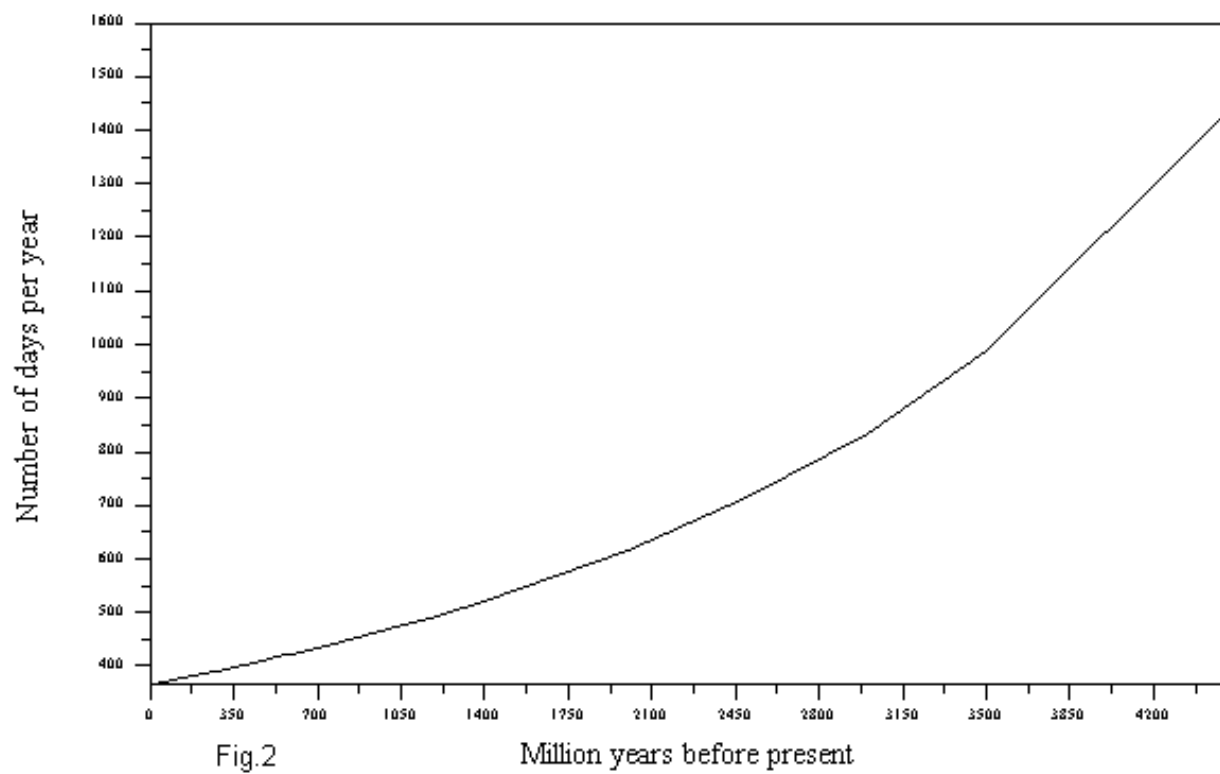


Fig.1

Million years before present



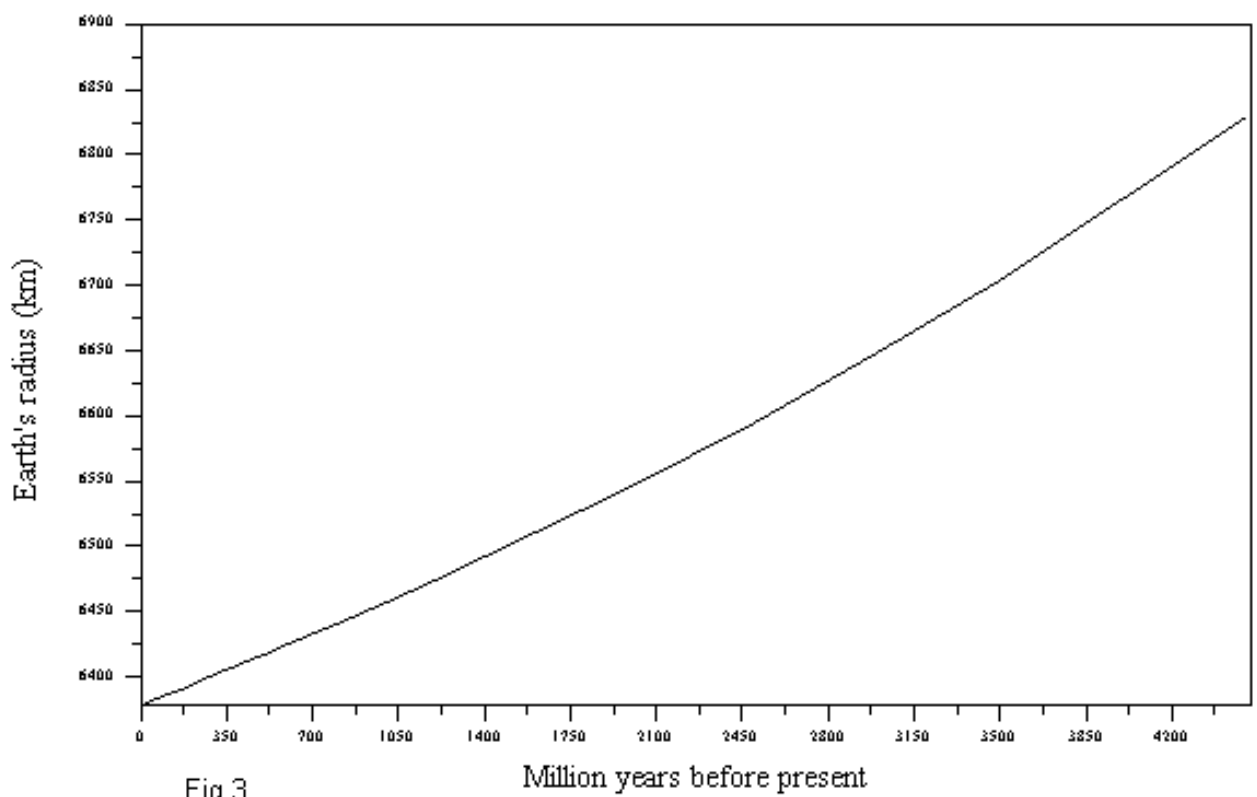


Fig.3

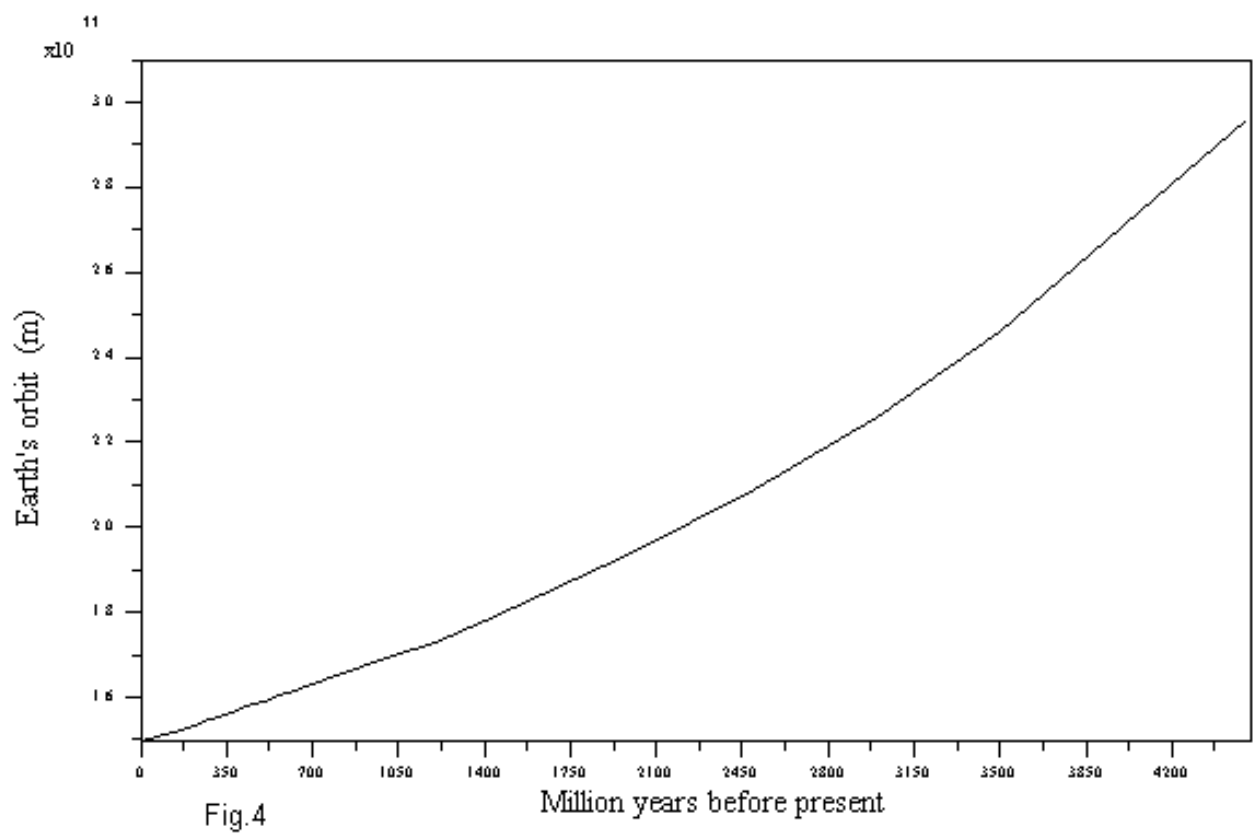


Fig.4

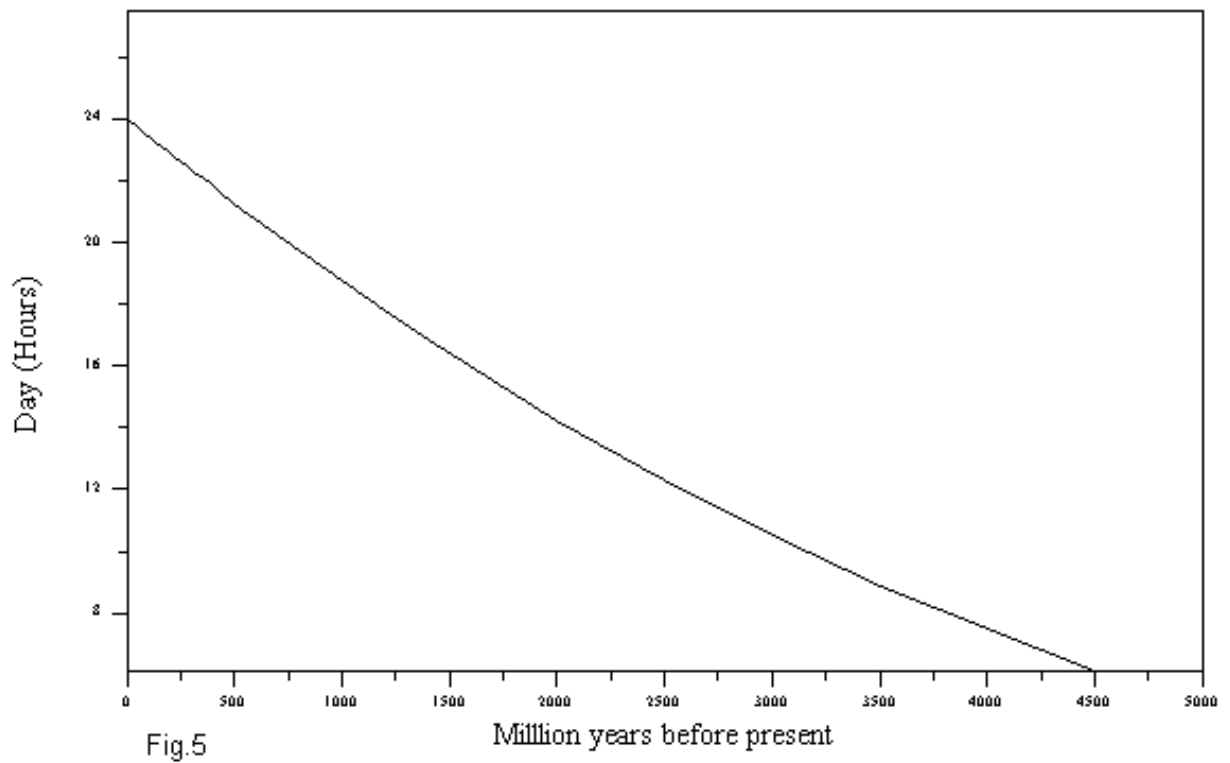


Fig.5

Million years before present