

Prismane C₈: a new form of carbon?

Leonid A. Openov and Vladimir F. Elesin

*Moscow State Engineering Physics Institute (Technical University)
115409 Moscow, Russia*

Our numerical calculations on small carbon clusters point to the existence of a metastable three-dimensional eight-atom cluster C₈ which has a shape of a six-atom triangular prism with two excess atoms above and below its bases. We gave this cluster the name "prismane". The binding energy of the prismane equals to 5.1 eV/atom, i.e., is 0.45 eV/atom lower than the binding energy of the stable one-dimensional eight-atom cluster and 2.3 eV/atom lower than the binding energy of the bulk graphite or diamond. Molecular dynamics simulations give evidence for a rather high stability of the prismane, the activation energy for a prismane decay being about 0.8 eV. The prismane lifetime increases rapidly as the temperature decreases indicating a possibility of experimental observation of this cluster.

Carbon is known to form a rich variety of crystal structures due to its ability to exist in different valence states. As a result, coordination numbers in carbon compounds range from two (e.g. carbyne), through three (e.g. graphite) to four (e.g. diamond), while typical ("favorable") values of angles between covalent bonds are 180° in carbyne, 120° within graphite layers, and 109°28' in diamond. Recent discovery of the C₆₀ molecule [1] and synthesis of C₆₀ clusters in macroscopic quantities [2] have stimulated a renewed interest in carbon nanostructures [3]. A carbon nanostructure may be viewed as a graphite layer transformed into a tube (nanotube), a ball (fulleren) *etc.*, with an exception that such nanostructures usually comprise pentagons along with hexagons.

A discovery of the cubane C₈H₈ [4] appeared to be very important from a fundamental viewpoint since the carbon atoms in the molecule C₈H₈ are located in the apexes of a cube, so that the angles between C-C bonds equal to 90°, in contrast to the majority of carbon compounds. As a consequence of "energetically unfavorable" bond angles, the molecule C₈H₈ is metastable and accumulates a considerable amount of energy [4]. Its cubic structure is stabilized by the corner hydrogen atoms. This rises the question as to whether there exist stable or metastable three-dimensional clusters that are composed of carbon atoms only and have 90° bond angles.

Another interesting question discussed in the literature [5–8] is "What is the minimum number of atoms in stable and metastable *three-dimensional* carbon clusters?". It must be emphasized that while there is a substantial progress in studies of relatively large carbon nanoparticles C_N composed of $N \sim 100$ carbon atoms [3], the controversy still remains concerning the structure and energetics of small carbon clusters with $N \sim 10$, e.g., whether the stable C₄, C₆, and C₈ clusters are cyclic or linear [5]. Three-dimensional carbon clusters (cages) are believed to be stable for $N \geq 20$ only [6–8], while for clusters with $N < 20$ the stable structures are one-dimensional linear chains or monocyclic rings [5–7]. A characteristic feature of small carbon clusters is the existence of metastable states whose binding energies are lower than the binding energy of the stable cluster with the same N . For $N < 14$, the metastable structures are either one-dimensional (chains and rings) or two-dimensional (graphite flakes), see, e.g., Ref. [6]. To our knowledge, up to now there was no experimental and theoretical evidence for neither stable nor metastable *three-dimensional* carbon clusters with $N < 14$ (the occurrence of metastable cage C₁₄ has been reported in Ref. [8] based on the results of density functional calculations).

The purpose of this work was to search for metastable three-dimensional clusters C_N with $N < 14$ by means of numerical simulation. One of such clusters, the cluster C₈, was found. Here we report the numerically calculated structural and energetical characteristics of this cluster whose lifetime appears to be surprisingly long due to rather high value of its activation energy, about 0.8 eV.

We have carried out TBMD (tight-binding molecular dynamics) simulations of small carbon clusters making use of a transferable tight-binding potential recently developed for carbon by Xu *et al.* [7,9]. This numerical technique allows one to calculate the total energy of the cluster having an arbitrary atomic configuration. It had been proven to reproduce accurately the energy-versus-volume diagram of carbon polytypes and to give a good description of both small clusters and bulk structures of carbon [7,9]. We have checked that this technique describes the structure and energetics of small carbon clusters quite well, the difference in bond lengths and binding energies between our results and available *ab initio* calculations [5] usually did not exceed 10%.

The binding (cohesive) energy $E_{coh}(N)$ of N -atom cluster C_N has been determined as (see, e.g., [6])

$$E_{coh}(N) = NE(1) - E(N), \quad (1)$$

where $E(N)$ is the total energy of the cluster, $E(1)$ is the energy of an isolated carbon atom. The positive value of E_{coh} points to the stability of the cluster with respect to its fragmentation into N carbon atoms. At a given N , there may exist several atomic configurations having $E_{coh} > 0$. The cluster with the highest value of E_{coh} is stable while the clusters with lower (but positive) values of E_{coh} are metastable. A metastable cluster can transform to the stable, energetically favorable configuration. A characteristic time of such a process (the lifetime τ) depends on the height of the energy barrier separating the metastable and stable configurations.

We have thoroughly analyzed a number of atomic configurations as possible candidates to metastable three-dimensional carbon structures. However, all of them (with one exception that constitutes the essence of this paper, see below) appeared to be unstable and transformed to one-dimensional clusters or decayed into small fragments even at $T \rightarrow 0$. In particular, we have checked for a possibility of existence of a three-dimensional cluster C_8 having the cubic structure (by analogy with the cubane C_8H_8 [4]), but we have found that such a cluster is unstable. Nevertheless, we have discovered that the eight-atom cluster C_8 can exist as a three-dimensional cluster having a shape of a six-atom triangular prism with two excess top atoms above and below its bases. We gave this cluster the name "prismane". It is shown in Fig. 1.

The binding energy of the prismane equals to $E_{coh}(8)/8 = 5.1$ eV/atom. This is 0.45 eV/atom lower than the binding energy of the stable one-dimensional eight-atom cluster and 2.3 eV/atom lower than the binding energy of the bulk graphite or diamond. Hence, the prismane C_8 is metastable. The lengths of C-C bonds equal to 2.31 Å within each base, 1.28 Å between the two bases, and 1.47 Å between each base and the nearest top atom, see Fig. 1. We note that the angles between C-C bonds within the bases and C-C bonds connecting the bases are equal to 90°. This is one reason for a lower value of the binding energy of the prismane relative to the binding energy of the stable one-dimensional eight-atom cluster. Meanwhile, the angles between C-C bonds connecting the top atoms with bases of the prism equal to 104°, being close to the value of bond angle in bulk diamond (109°28').

In order to determine the energy barrier separating the metastable prismane structure and the stable chain structure, we have carried out the molecular dynamics simulations of the prismane decay for different values of the initial temperature T_{ini} . The time of one molecular dynamics step constituted $t_0 = 2.72 \cdot 10^{-16}$ s, about one percent of oscillation period of the dimer C_2 . The temperature T of the cluster was calculated after each 500 molecular dynamics steps according to the formula

$$\frac{3}{2}k_B T = \langle E_{kin} \rangle, \quad (2)$$

where k_B is the Boltzmann constant, $\langle E_{kin} \rangle$ is the kinetic energy per atom averaged over a period of time $\Delta t = 500t_0$. Such a time averaging enables one to avoid strong fluctuations of T stemming from the small number of atoms in the cluster under investigation. The initial temperature T_{ini} was determined from Eq. (2) at $0 \leq t \leq 500t_0$.

On general grounds, one would expect the probability of the cluster decay in a unit of time, W , to be given by a statistical formula

$$W = W_0 \exp(-E_a/k_B T_{ini}), \quad (3)$$

where the factor W_0 has dimensionality s^{-1} , and E_a is the activation energy, i.e., the height of the energy barrier separating the given metastable state from the stable or some other metastable state of the cluster. The cluster lifetime τ may be defined as

$$\tau = 1/W = \tau_0 \exp(E_a/k_B T_{ini}), \quad (4)$$

where $\tau_0 = 1/W_0$. Molecular dynamics simulations allow one to determine the lifetime τ directly at any particular value of T_{ini} as the time of cluster decay into another atomic configuration. It is convenient to go from the cluster lifetime τ to a critical number of molecular dynamics steps $N_c = \tau/t_0$ which it takes for the cluster to decay:

$$N_c = N_0 \exp(E_a/k_B T_{ini}), \quad (5)$$

where $N_0 = \tau_0/t_0$.

Figure 2 shows a typical example of the binding energy per atom, $E_{coh}(8)/8$, and the temperature T of the prismane as functions of the number of molecular dynamics steps N for the case $T_{ini} = 950$ K. One can see that $E_{coh}(8)/8$ and T fluctuate near the values 5.0 eV/atom and 950 K respectively over $N \approx 23500$ molecular dynamics steps. The prismane preserves its form during this period of time. At $N_c = 23600 \pm 100$ the prismane decays into the stable eight-atom chain. The temperature rises up to 2600 K. Strong oscillation of the atoms within the chain with respect to

one another brings about the variation of $E_{coh}(8)/8$ in time from 4.9 eV/atom up to the binding energy of equilibrium chain, 5.55 eV/atom.

Note however that the lifetime $\tau = N_c t_0 = 6.4 \cdot 10^{-12}$ s is rather short on a macroscopic scale, while we are interested in phenomena which happen on time scales of seconds or even months and years. According to Eq. (4), such long lifetimes are expected for temperatures much lower than the value $T_{ini} = 950$ K used in simulations shown in Fig. 2. But those lifetimes are impossible to achieve by means of direct computer simulations.

To overcome the problem, we have calculated numerically the critical values of N_c for several values of T_{ini} and fitted the numerical data by Eq. (5). The results are shown in Fig. 3. We stress that the process of cluster decay is probabilistic in nature. Hence, the lifetime τ is not uniquely determined at a given value of T_{ini} . As a result, the data for $\ln(N_c)$ as a function of $1/T_{ini}$ are somewhat scattered, see Fig. 3. Nevertheless one can see that the numerical data can be well fitted by a straight line over rather wide ranges of $N_c = 300 \div 206000$ and $T_{ini} = 890 \div 1700$ K values, in accordance with Eq. (5). The coefficients of this fit give the values of $N_0 = 2.1$ and $E_a/k_B = 9500$ K in Eq. (5).

We note that the activation energy $E_a = 0.82$ eV is very large, thus resulting in relatively high stability of the prismane. Indeed, since the dependence of τ on T_{ini} is exponentially strong, a decrease in T_{ini} leads to a rapid increase in τ , so that $\tau \sim 10\mu s$ at $T_{ini} = 400$ K. An important remark is in order here. Since the total energy of the cluster is conserved in our simulations, the cluster is unable to decay if the *maximum* attainable (at a given value of T_{ini}) kinetic energy E_{kin}^{max} of the cluster is less than E_a . In its turn, E_{kin}^{max} is twice the *time-averaged* kinetic energy at the initial stage of cluster evolution, i.e., $E_{kin}^{max} = 2 \cdot 8 \cdot \frac{3}{2} k_B T_{ini} = 24 k_B T_{ini}$, see Eq. (2). Hence, at $T_{ini} < E_a/24k_B \approx 400$ K the lifetime of the cluster equals to infinity. Thus, in general, an extrapolation of $\tau(T_{ini})$ curve to the range $T_{ini} < 400$ K is incorrect.

The lifetime τ is extremely sensitive to the value of the activation energy E_a since the latter appears in the exponent, see Eq. (4). Hence, even a minor change in E_a will result in a substantial variation of τ at a given T_{ini} . In order to refine the value of E_a it is necessary to calculate the critical values of N_c for a greater number of initial temperatures T_{ini} . However, we believe it is unlikely that such a refinement will cause the value of E_a to change significantly.

Finally, it should be stressed that we have confirmed the existence of the three-dimensional metastable prismane structure by making use of other computer codes, e.g., MOPAC and that based on the empirical interatomic potential proposed for carbon systems by Tersoff [10]. The overall shape of the cluster (Fig. 1) appeared to be the same, while the bond lengths and the binding energy were to some extent different. So, the prismane C_8 certainly is not just an artifact of a specific simulation technique used in this study, while the values of the prismane binding energy, activation energy, and lifetimes at different temperatures may be refined by means of more sophisticated calculations.

In conclusion, we have predicted the existence of a three-dimensional cluster C_8 (prismane) which is the smallest three-dimensional carbon cluster found so far experimentally or theoretically. This cluster appears to be metastable and has the binding energy 0.45 eV/atom below the binding energy of the stable one-dimensional eight-atom cluster. However, molecular dynamics simulations point to a rather high stability of the prismane suggesting that this cluster may be observed experimentally.

We are grateful to A. V. Krashennnikov and N. E. L'vov for the help in preparation of the manuscript. The work was supported in part by the Russian State Program "Integration" and by the Contract DSWA01-98-C-0001.

-
- [1] H. W. Kroto *et al.*, Nature **318**, 162 (1985).
 - [2] W. Krätschmer *et al.*, Nature **347**, 354 (1990).
 - [3] Yu. E. Lozovik and A. M. Popov, Usp. Fiz. Nauk **167**, 751 (1997).
 - [4] P. E. Eaton and G. J. Castaldi, J. Am. Chem. Soc. **107**, 784 (1985), and references therein.
 - [5] W. Weltner, Jr., and R. J. Van Zee, Chem. Rev. **89**, 1713 (1989).
 - [6] D. Tománek and M. A. Schluter, Phys. Rev. Lett. **67**, 2331 (1991).
 - [7] C. H. Xu *et al.*, Phys. Rev. B **47**, 9878 (1993).
 - [8] R. O. Jones and G. Seifert, Phys. Rev. Lett. **79**, 443 (1997).
 - [9] C. H. Xu *et al.*, J. Phys.: Condens. Matter **4**, 6047 (1992).
 - [10] J. Tersoff, Phys. Rev. Lett. **61**, 2879 (1988).

Figure captions

Fig. 1. Prismane C_8 . Bond lengths: $d_{AB} = 2.31 \text{ \AA}$, $d_{AC} = 1.28 \text{ \AA}$, $d_{AD} = 1.47 \text{ \AA}$. Bond angles: $\angle BAC = 90^\circ$, $\angle ADB = 104^\circ$, $\angle ABE = 60^\circ$

Fig. 2. Cohesive energy per atom $E_{coh}(8)/8$ (closed circles) and temperature T (open circles) of the prismane C_8 versus the number of molecular dynamics steps N . The time of one step $t_0 = 2.72 \cdot 10^{-16} \text{ s}$. Initial temperature $T_{ini} = 950 \text{ K}$. The prismane decays at $N_c = 23500 \div 23700$. The lifetime $\tau = N_c t_0 = 6.4 \cdot 10^{-12} \text{ s}$.

Fig. 3. Plot of the logarithm of the critical number of molecular dynamics steps N_c (corresponding to the prismane decay) versus the inverse initial temperature $1/T_{ini}$. Circles are the results of numerical calculations. The solid line is the least-square fit $\ln(N_c) = 0.7263 + 9496/T_{ini}$, where T_{ini} is measured in K.

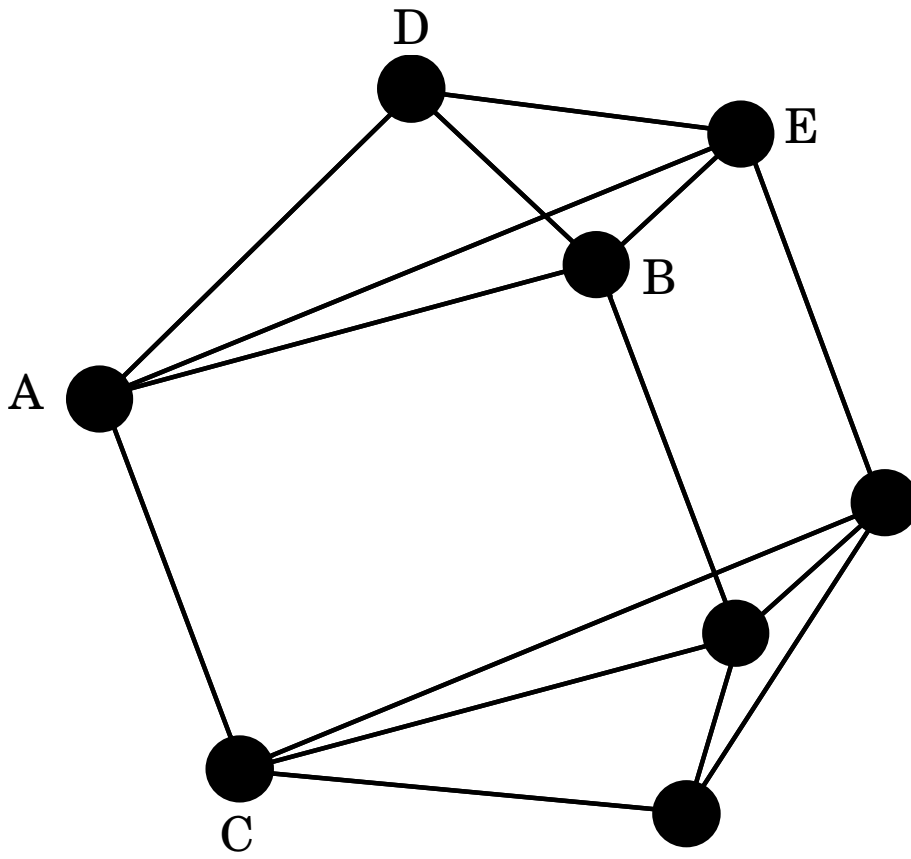


Figure 1

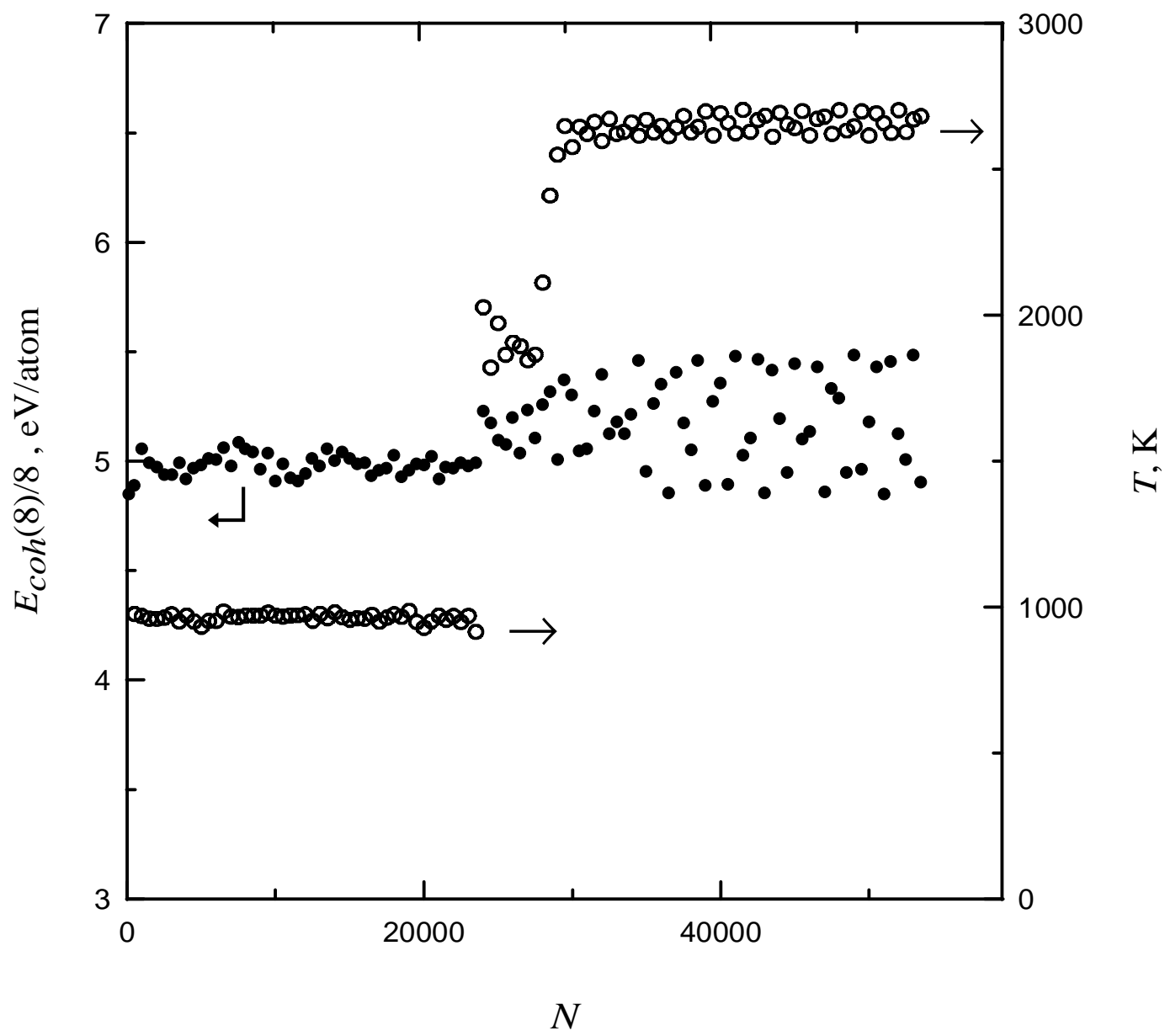


Figure 2

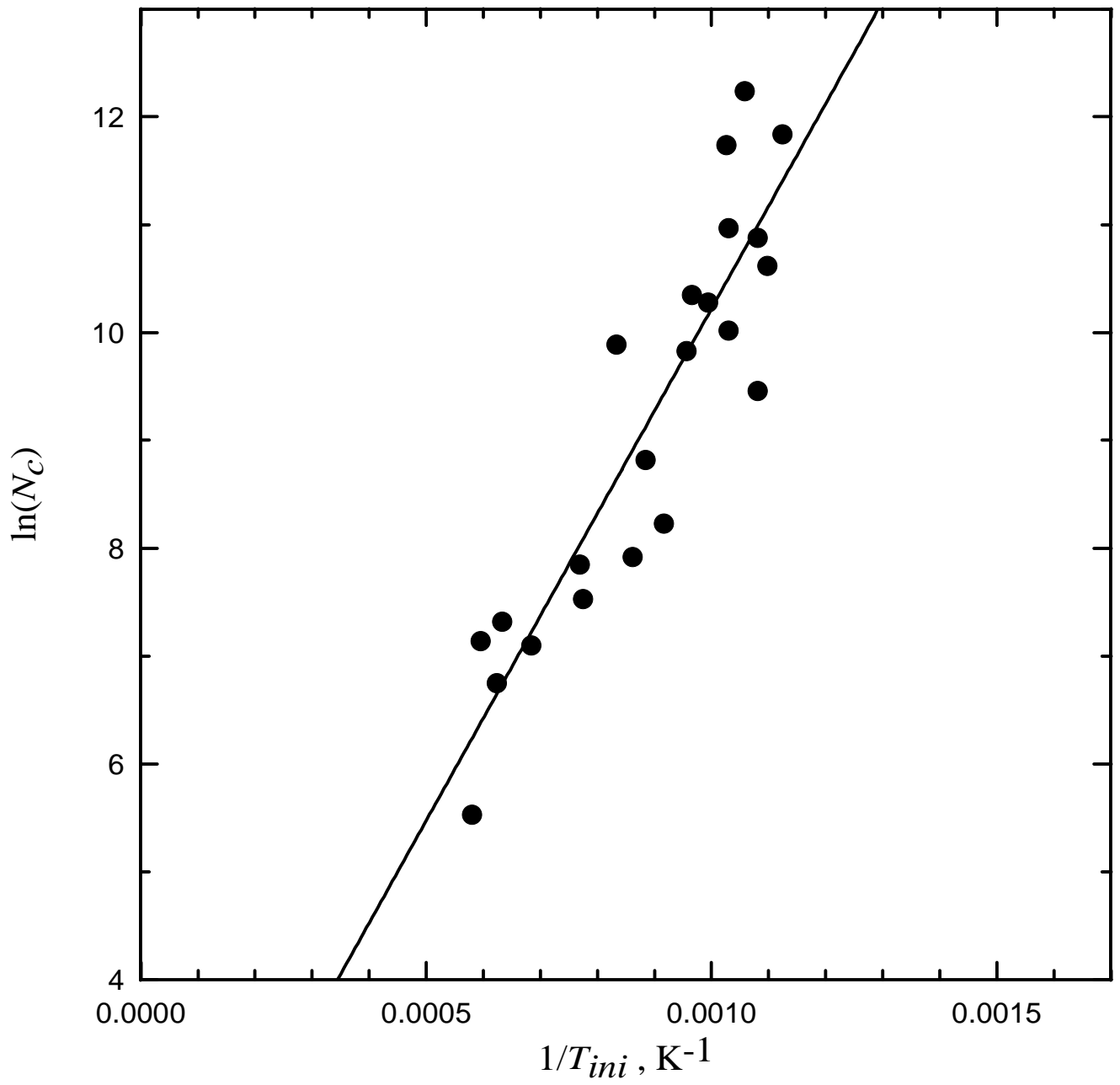


Figure 3