

Fiber technology applications for a future e^+e^- linear collider detector

H. Leich, R. Nahnauer, R. Shanidze¹

DESY-Zeuthen, 15738 Zeuthen, Germany

Abstract. The advantages and possibilities of fiber technology for the detection of particles in 500 GeV e^+e^- reactions are considered. It is suggested to build a fast trigger which could be used also for intermediate tracking. A fiber preshower in front of the electromagnetic calorimeter would allow to identify electrons and photons with a space precision better than 100 μm .

INTRODUCTION

e^+e^- reactions have particular advantages for the study of particle properties and interaction peculiarities. That is the reason for the worldwide discussion about problems and possibilities of future e^+e^- linear colliders in the energy range between 500 – 1500 GeV [1].

Detectors at such colliders have to handle very short bunch crossing times and/or tremendous background rates originating from new sources due to the strongly collimated beams. All these questions were studied in detail during an Joint ECFA/DESY workshop in 1996 [2]. The following considerations arised from discussions during this workshop.

REACTIONS STUDIED

To investigate the capabilities of special detector configurations we simulated benchmark e^+e^- reactions at 500 GeV :

$$e^+e^- \rightarrow W^+W^- \quad (1)$$

$$e^+e^- \rightarrow t\bar{t} \quad (2)$$

$$e^+e^- \rightarrow \text{HX} \quad (3)$$

$$\text{beamstrahlung} \quad (4)$$

¹⁾ on leave from High Energy Physics Institute, Tbilisi State University

and traced the resulting secondary particles through the detector, using the program systems PYTHIA [3], ABEL [4] and GEANT [3].

The number of particles to be detected varies between 2 (pure leptonic W^+W^- decays) and 200. Averages are given in table 1.

TABLE 1. Average number of all particles, charged particles and leptons for W, top and higgs production. The event rates correspond to a luminosity $L=2 \cdot 10^{33}$ $\text{cm}^{-2} \text{sec}^{-1}$

	$\langle N \rangle$	$\langle N_{ch} \rangle$	$\langle N_{lep} \rangle$	ev. rate
W^+W^-	57	26	0.9	1/min
tt	115	55	2.1	1/10min
HX	78	36	1.5	$\sim 1/\text{h}$

The kinematics is different for all processes considered (see fig. 1). W^+W^- pairs are produced strongly in forward and backward direction in contrast to top and higgs production. Particles from beamstrahlung are mostly low energetic and bounded to the inner part of the detector near to the beam pipe, if a magnetic field of 3 T is assumed.

FAST INNER TRIGGER

To suppress background and select events with high transverse momentum jets, a fast inner trigger could be useful in particular for collider operations with very short bunch crossing times. We propose a layout as schematically drawn in fig. 2.

In a magnetic field of 3 Tesla two cylinders of 1 m length surround the interaction point at $r = 18$ cm and $r = 28$ cm. Each cylinder consists of 4 layers of scintillating fibers of 1 mm diameter parallel to the z -axis. The fibers are combined to form Φ -slices for the inner and outer cylinder. For a one degree resolution one would have to handle therefore $2 \cdot 360$ channels. The light is read out by light guides coupled to normal photomultipliers or by hybrid devices withstanding magnetic fields [5].

The simplest trigger condition is to demand signals above a certain threshold from the same Φ -segment of both cylinders. Trigger times below 10 nsec seem to be in reach with the above arrangement. A possible hardware scheme is given in fig. 3. It would allow even to form clusters between neighboured slice signals. The trigger efficiency is limited only by geometry. For $t\bar{t}$ and Higgs production it is nearly 100 %. The number of fake triggers may be decreased by smaller cell sizes. With the configuration described, the average occupancy is 5 %(W^+W^-), 14 %($t\bar{t}$) and 7 % (HX). In fig. 4 the clear correlation between high p_t tracks and trigger clusters observed is demonstrated. No trigger is found using simulated

tracks from beamstrahlung. A typical particle distribution for this process in one bunch crossing is shown in the $r\Phi$ -plane in fig. 5.

CENTRAL INNER TRACKER

It is now easy to extend the mechanical trigger layout to build a central fiber tracker. In addition to the fibers parallel to the z-axis four layers of staggered fibers inclined by 11 degrees will be added to both cylinders. With a pitch of 1.08 mm between adjacent fibers one would have 1 050 and 1 650 fibers per layer for the inner and outer cylinder respectively, adding up to a total number of 21 600 channels to be read out e.g. via light guides and multianode photomultipliers [6] or VLPC's [7].

The space point resolution of such a configuration would be $\Delta r\Phi = 80 \mu\text{m}$ and $\Delta z = 410 \mu\text{m}$. The geometrical acceptance and average occupancy per layer is given in tab.2.

TABLE 2. Geometrical acceptance and average occupancy for reactions 1-3 at the inner and outer cylinder of a central inner fiber tracker.

cylinder	geometr. acceptance			aver. occupancy/layer		
	W^+W^-	$t\bar{t}$	HX	W^+W^-	$t\bar{t}$	HX
inner	0.67	0.93	0.92	0.021	0.060	0.031
outer	0.51	0.86	0.84	0.011	0.038	0.019

Due to multiple scattering and energy loss in the fiber material the described detector will naturally influence the precision in reach for a following outer tracker. That seems to be important only for particles with energies below 2 GeV, as can be seen from fig. 6.

FIBER PRESHOWER

A fiber tracker and preshower was first successfully used in the UA2-experiment [8]. We will closely follow that concept using however only fibers in z-direction because no precise tracking in two coordinates is necessary.

We suggest to build a fiber-lead sandwich cylinder with a radius of 1m and a total length of 7 m splitted in two parts in the middle. Using fibers of 1mm diameter and 3.5 m length arranged with a pitch of 1.05 mm this results in 6 000 fibers per layer and cylinder half. Six staggered inner layers parallel to z would allow a resolution of $\Delta r\Phi = 50 \mu\text{m}$. After 9 mm of lead corresponding to 1.6 radiation lengths, four staggered outer layers still would give $\Delta r\Phi = 80 \mu\text{m}$.

The very good two track resolution and electron identification of such a device allows excellent $\gamma/e/\pi$ separation important for the precise measurement of many physical variables. Adding up the signals of hitted fibers for the inner and outer preshower layers the corresponding difference of the number of detected photoelectrons is shown in fig 7 for photons, electrons and pions. Correcting for the different number of layers one finds integral values of ΔN_{pe} of $\gamma/e/\pi = 33/105/0$.

A typical $t\bar{t}$ -production event as seen by the preshower is shown in fig. 8. In fig. 9 the position of tracks weighted with light amplitudes from the hitted fibers is plotted for sector 12 of fig 8. One clearly can see the resolving power of the detector.

An open question is how to read out the 120000 channels of the preshower. Keeping in mind the low rate of interesting events there is no need to do it fast. Therefore image intensifier chains and CCD already applied for UA2 and now used for the 10^6 channel tracker of the CHORUS experiment [9] may be a todays solution also here.

SUMMARY

Fiber technology provides various interesting detector applications for a 500 GeV e^+e^- collider.

A very fast inner trigger could select e.g. top and higgs production events with high efficiency within about 10 nsec. Extended to a two coordinate measuring inner tracker a space point resolution of $\Delta r\Phi = 80 \mu\text{m}$ and $\Delta z = 410 \mu\text{m}$ could be reached. A nearly complete suppression of background of beamstrahlung seems to be possible.

A one coordinate high resolution fiber preshower provides excellent $\gamma/e/\pi$ separation within $\Delta r\Phi$ below $100 \mu\text{m}$.

REFERENCES

1. Loew, G.A., (ed.), International Collider Technical Review Committee Report, SLAC-R-95-471, 1995
2. Brinkmann, R., et al.,(eds.), Conceptual Design of a 500 GeV e^+e^- Linear Collider with Integrated X-ray Laser Facility, DESY 1997-048/ECFA 1997-182
3. CERN Program Library Long Writeups W5035 and W5013
4. Yokoya, K., KEK report 85-9 (1985), see also: Schulte, D., preprint DESY-TESLA 97-08 (1997)
5. Arisaka, K., contribution to this workshop
6. Bähr, J., et al., Proceedings of the workshop SCIFI93, eds. A. Bross, R. Ruchty, M. Wayne, Notre Dame, USA, 1993, p. 183
7. Adams, D., et al., *Nucl. Phys.* **B** (Proc.Suppl.) 44, 340, (1997)
8. Ansorge, R., et al., *NIM* **265**, 33, (1988)
9. Annies, P., et al., *NIM* **A367**, 367, (1995)

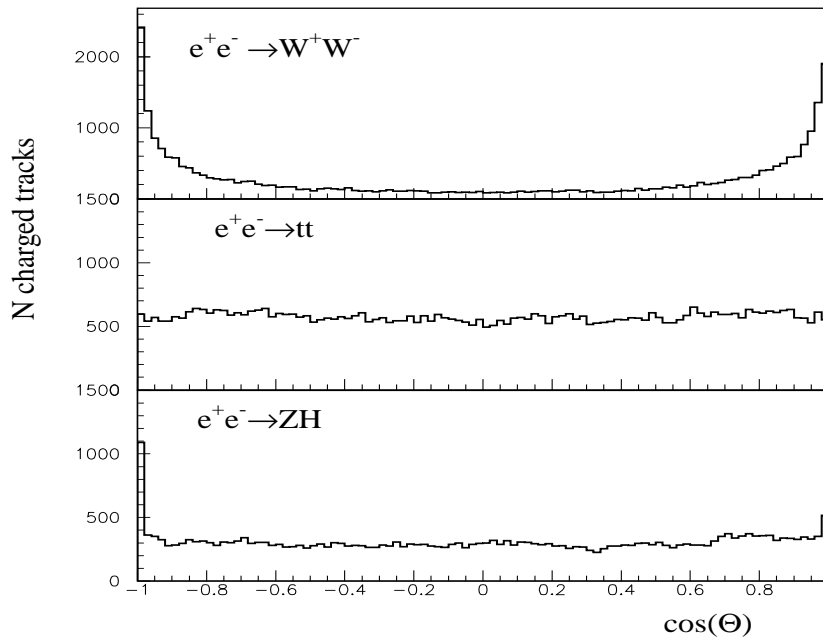


FIGURE 1. Angular distribution of secondary particles from W^+W^- , $t\bar{t}$ and higgs production reactions in 500 GeV e^+e^- scattering

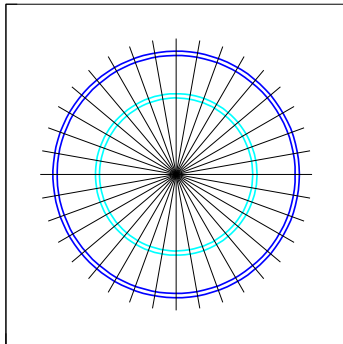


FIGURE 2. Schematic $r\phi$ -view of a possible central trigger structure

Trigger hardware concept:

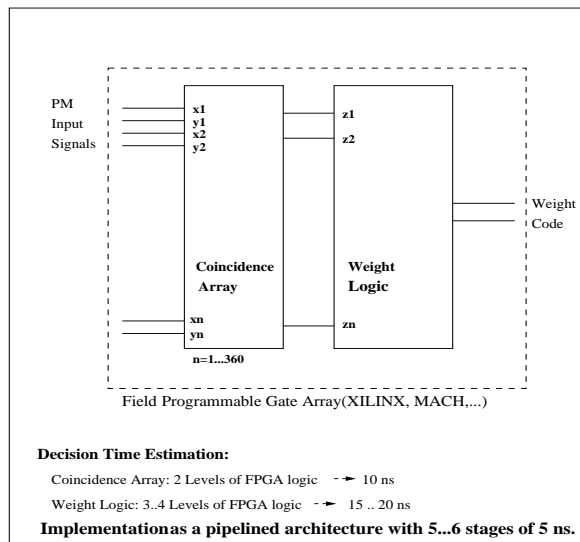


FIGURE 3. Sketch of a trigger electronic scheme

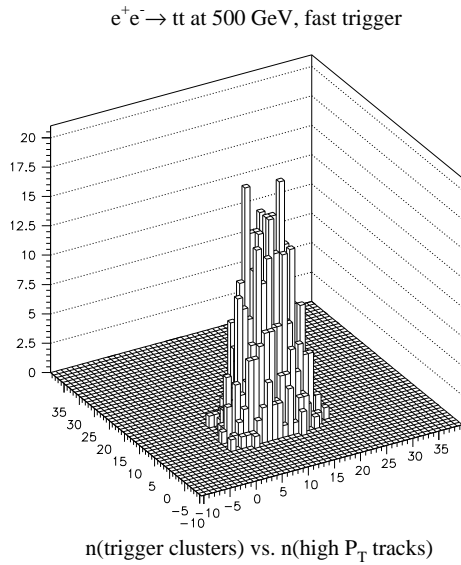


FIGURE 4. Number of high P_T tracks vs. number of detected trigger clusters for 500 GeV $t\bar{t}$ -production

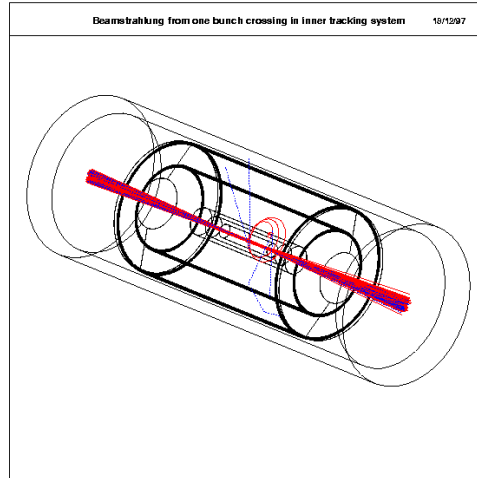


FIGURE 5. Distribution of tracks from beamstrahlung produced in one bunch crossing in the inner tracking system in a 3T magnetic field

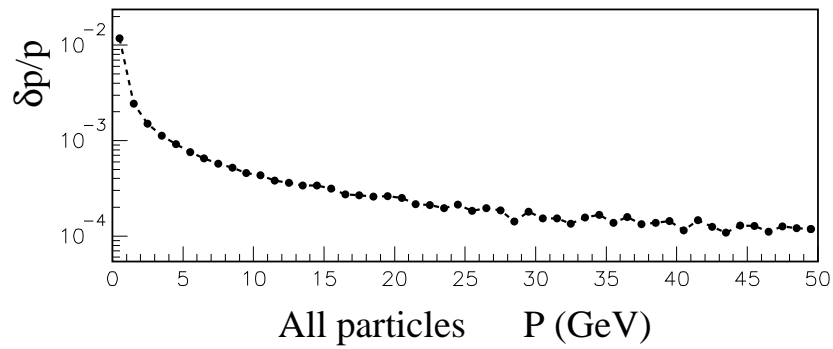


FIGURE 6. Relative precision of particle momenta after having passed the central inner fiber tracker

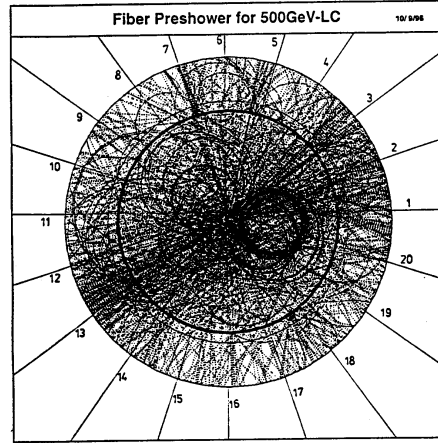
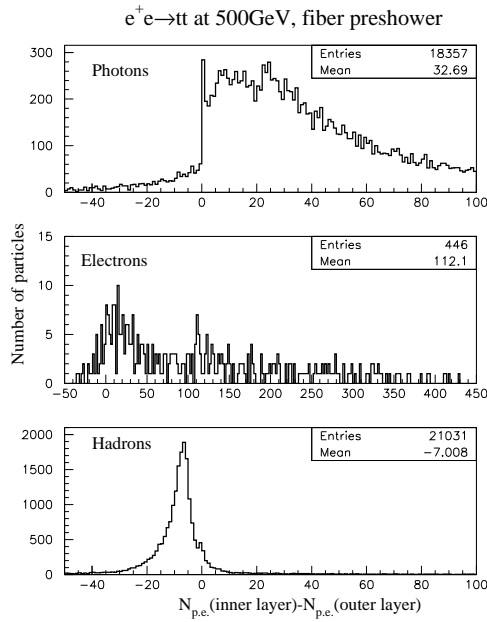


FIGURE 7. Difference of number of photoelectrons for inner and outer preshower layers normalized to equal numbers of them for photons, electrons and pions

FIGURE 8. Typical event from $t\bar{t}$ production at 500 GeV as seen by the preshower

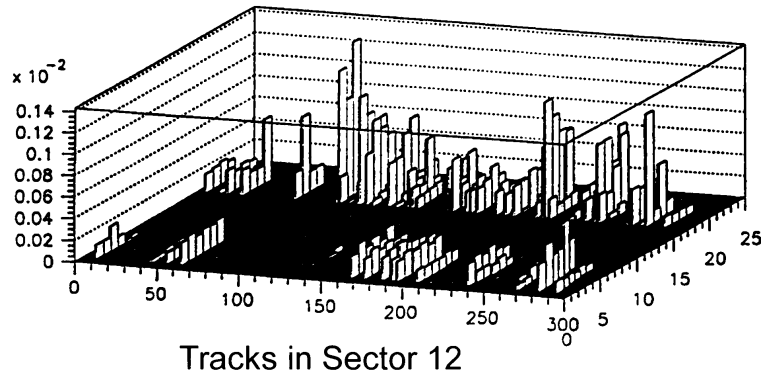


FIGURE 9. Particle tracks from preshower fibers weighted with the corresponding light amplitudes for sector 12 of fig. 8