

# Multidimensional integration in a heterogeneous network environment

Siniša Veseli

Theory Group, Fermi National Accelerator Laboratory, P.O. Box 500, Batavia, IL 60510

## Abstract

We consider several issues related to the multidimensional integration using a network of heterogeneous computers. Based on these considerations, we develop a new general purpose scheme which can significantly reduce the time needed for evaluation of integrals with CPU intensive integrands. This scheme is a parallel version of the well-known adaptive Monte Carlo method (the VEGAS algorithm), and is incorporated into a new integration package which uses the standard set of message-passing routines in the PVM software system.

# 1 Introduction

Evaluation of complicated multidimensional integrals is a common computational problem occurring in many areas of science. Calculation of scattering amplitudes in elementary particle physics using Feynman perturbation theory [1] is a textbook example of integrals over four or more variables. As dimension of the integration volume increases, the number of integrand evaluations required by any generalized one-dimensional numerical method grows exponentially. That is the major obstacle for applying any of those methods in evaluation of multidimensional integrals. On the other hand, the convergence rate of all Monte Carlo algorithms is independent of the dimension of the integral [2]-[5]. This property makes the Monte Carlo approach ideal for integration over many variables.

In most applications where the functions being integrated are not expensive in terms of the CPU time, and also in those which do not require high statistics, or large number of function evaluations, various Monte Carlo algorithms usually work quite satisfactory in the sense that calculations can be done within a reasonable time frame. However, high statistics integrations of CPU intensive functions may require days, or even weeks of the CPU time on fastest workstations presently available.<sup>1</sup>

In this note we offer a new parallel scheme which may significantly reduce the computational time needed for Monte Carlo evaluation of multidimensional integrals with CPU expensive integrand functions. Our approach is based on the fact that networks connecting large numbers of heterogeneous UNIX computers are becoming more and more widespread, and also on the existence of several message-passing software packages [6, 7, 8], which permit networks to be used as single large parallel computers. Clearly, the basic idea of performing Monte Carlo integrations using many computers is to devise a scheme of dividing one large calculation into a number of smaller parts, which can be handled separately and in parallel. Nevertheless, there are many intricacies which have to be taken into account for an efficient general purpose parallel algorithm, suitable for use in a heterogeneous network environment. Among the most important issues are:

- (i) Implementation of the underlying Monte Carlo algorithm and the random number generation.
- (ii) Flexibility to adapt to a particular network environment and to a specific function

---

<sup>1</sup>Examples of calculations which fall into this category can be easily found in high energy physics.

being integrated.

- (iii) Robustness with respect to occasional failure of one or more computers in the network.
- (iv) Cost of the communication between computers participating in the calculation.

The approach described in this paper addresses all of the above issues, and is incorporated into a new *Advanced Monte Carlo Integration* (AMCI) package. The essential ingredients of the AMCI package are the VEGAS algorithm [9], and the Parallel Virtual Machine (PVM) software system [7]. Among various Monte Carlo schemes the VEGAS algorithm, developed by G.P. Lepage [9], has shown to be one of the most efficient ones. This highly successful general purpose algorithm has become a standard computational tool of elementary particle physics. On the other hand, the PVM software system [7] provides a unified framework within which parallel programs can be developed in an efficient and straightforward manner using existing computers. Because of its simple but complete programming interface, PVM has gained widespread acceptance in the high-performance scientific community.

The rest of the paper is organized as follows: in Section 2 we briefly describe the general features of Monte Carlo integration and the VEGAS algorithm. Section 3 contains the discussion of parallelism issues and the description of the parallel scheme suitable for use in a heterogeneous network environment. This scheme is incorporated into the AMCI package, whose most important features are outlined in Section 4. In Section 5 we investigate the performance of the package in various situations, and compare it to the performance of the ordinary VEGAS programs. Our conclusions are given in Section 6.

## 2 Monte Carlo integration and the VEGAS algorithm

Consider the  $d$ -dimensional integral of a function  $f(\mathbf{x})$ , where  $\mathbf{x} = x_1, x_2, \dots, x_d$ , over a rectangular volume  $V$ ,

$$I = \int_V d\mathbf{x} f(\mathbf{x}) . \quad (1)$$

If  $N$  points  $\mathbf{x}$  are randomly selected from  $V$  with probability density  $p(\mathbf{x})$  (normalized to unity), then it can be shown that for large  $N$  the integral in Eq. (1) is approximated by

$$I \simeq S^{(1)} . \quad (2)$$

Here,  $S^{(1)}$  is defined through

$$S^{(k)} = \frac{1}{N} \sum_{\mathbf{x}} \left( \frac{f(\mathbf{x})}{p(\mathbf{x})} \right)^k . \quad (3)$$

As different sets of  $N$  points are chosen, the quantity  $S^{(1)}$  will fluctuate about the exact value of  $I$ . The variance of this fluctuation is given by<sup>2</sup>

$$\sigma^2 \simeq \frac{S^{(2)} - (S^{(1)})^2}{N - 1} . \quad (4)$$

The standard deviation  $\sigma$  indicates the accuracy of  $S^{(1)}$  as an estimate of the true value of the integral.

There exist a number of methods which can be used to reduce the variance  $\sigma^2$  for the fixed  $N$ . Two of the most popular techniques are *importance sampling* and *stratified sampling*. The first one concentrates function evaluations where the integrand is largest in magnitude, while the second one focuses on those regions where the contribution to the error is largest. However, these and other methods of variance reduction require detailed knowledge of the integrand's behavior prior to implementation [2]-[5]. Because of that, they are not appropriate for a general purpose integration algorithm.

On the other hand, even though the VEGAS algorithm [9] is also primarily based on importance sampling, the feature that distinguishes it from other Monte Carlo schemes is that it is *adaptive* in the sense that it *automatically* samples the integrand in those regions where it is largest in magnitude. This property makes it considerably more efficient than non-adaptive methods in high dimensions, or with non-analytic integrand functions.

Besides importance sampling, VEGAS also employs some stratified sampling, which significantly improves its efficiency in low dimensions. When stratified sampling is used, the algorithm divides integration volume into  $M = K^d$  subvolumes, where  $K$  is the number of subdivisions in each of  $d$  integration dimensions.<sup>3</sup> In all of those subvolumes VEGAS performs an  $N$ -point Monte Carlo integration using importance sampling. Thus, the total number of function evaluations in one iteration is given by  $N_T = N \times M$ .

---

<sup>2</sup>Note that the reliable estimates of  $\sigma^2$  are possible only if the integral

$$\int_V d\mathbf{x} \frac{f^2(\mathbf{x})}{p(\mathbf{x})}$$

is finite.

<sup>3</sup>Stratified sampling in VEGAS can be disabled.

The basic idea of importance sampling in VEGAS is to construct a multidimensional probability density function that is separable,

$$p(\mathbf{x}) = \prod_{i=1}^d p_i(x_i) , \quad (5)$$

where all  $p_i$ 's are normalized to unity. The optimal one-dimensional densities for separable geometry can be shown to be [2]

$$p_i(x_i) \propto \left[ \int \left( \prod_{j \neq i} \frac{dx_j}{p_j(x_j)} \right) f^2(\mathbf{x}) \right]^{1/2} , \quad (6)$$

which in one dimension reduces to  $p(x) \propto |f(x)|$ . The above expression immediately suggests VEGAS' adaptive strategy: in each iteration an  $N$ -point Monte Carlo integration is performed in all of  $K^d$  subvolumes, using a given set of one-dimensional probability densities (initially all constant). Besides accumulating  $S^{(1)}$  and  $S^{(2)}$ , which are needed for estimating the integral and its standard deviation, VEGAS also accumulates  $K \times d$  estimators of the right-hand side of Eq. (6). These are then used to determine the improved one-dimensional densities for the next iteration.<sup>4</sup> In this way, an empirical variance reduction is gradually introduced over several iterations, and the accuracy of integration is in general enormously enhanced over the non-adaptive Monte Carlo methods.

For each iteration results of  $M$  integrations in the different subvolumes have to be combined to give the total integral and its variance. We denote  $I_{i,j}$  and  $\sigma_{i,j}^2$  as results obtained for the  $j$ -th subvolume and in the  $i$ -th iteration, using Eqs. (2) and (4), respectively. The final iteration answers for the total integral and its variance are calculated by the relations

$$I_i = \frac{1}{M} \sum_{j=1}^M I_{i,j} , \quad (7)$$

$$\sigma_i^2 = \frac{1}{M^2} \sum_{j=1}^M \sigma_{i,j}^2 . \quad (8)$$

Because each of  $m$  iterations is statistically independent, their separate results can be combined into a single best answer and its estimated variance through

$$\bar{I} = \frac{\sum_{i=1}^m I_i / \sigma_i^2}{\sum_{i=1}^m 1 / \sigma_i^2} , \quad (9)$$

$$\bar{\sigma}^2 = \left( \sum_{i=1}^m \frac{1}{\sigma_i^2} \right)^{-1} , \quad (10)$$

---

<sup>4</sup>For details related to the refinement of the *sampling grid* the reader is referred to [9].

with the  $\chi^2$  per degree of freedom given by

$$\chi^2/dof = \frac{1}{m-1} \sum_{i=1}^m \frac{(I_i - \bar{I})^2}{\sigma_i^2}. \quad (11)$$

When the algorithm is working properly,  $\chi^2/dof$  should not be much greater than one, since  $(I_i - \bar{I})^2 \sim \mathcal{O}(\sigma_i^2)$ . Otherwise, different iterations are not consistent with each other.

### 3 Parallelism considerations

As mentioned earlier, the basic idea of performing multidimensional Monte Carlo integration using many computers is to find a scheme of dividing one large calculation into many small pieces, which can be handled separately and in parallel. Because of that, the most natural framework for the problem at hand is the so called *master/slave* model. In this model the *master* program spawns the *slave* tasks and distributes the different parts of the calculation to the different slave processes. These processes do their share of work, and send the results back to the master program which combines them together.

The most important problem which one has to solve here is how to divide the calculation between the slave tasks, while making sure that the final result returned by the parallel algorithm does not depend on factors such as the speed of different computers in the network, the number of slave processes used for the calculation, etc.

The essential ingredient of our approach is that all parallel tasks generate the same list of random numbers. That is not difficult to accomplish because all tasks use the same random number generator, whose initial state is furnished to them by the master program. There are several good reasons for using this method:

- (i) Reproducibility of the parallel algorithm can be easily achieved, regardless of the number of parallel processes participating in the calculation.
- (ii) Possibility of reproducing any part of the calculation, which is important in case of possible failures of one or more computers in the network.
- (iii) Low master-slave communication cost.

All of the above points will be discussed in more details below.

### 3.1 Parallel implementation of the VEGAS algorithm

Since the number of available computers varies from situation to situation, for parallelizing VEGAS we find it convenient to choose one of the integration dimensions. At the beginning of each iteration, the master program has to divide the integration region in that dimension into  $n$  parts,<sup>5</sup>

$$0 = y_0 < y_1 < \dots < y_n = 1 . \quad (12)$$

Each subregion  $\Delta y_i = y_i - y_{i-1}$  in the *task grid* belongs to one parallel process. Note that the task grid is different from the VEGAS' *sampling grid*, which divides the same region into  $K$  subdivisions,

$$0 = x_0 < x_1 < \dots < x_K = 1 , \quad (13)$$

with  $\Delta x_k = x_k - x_{k-1}$ .

In cases where only importance sampling is used, the task  $i$  has to evaluate the integrand only if the random point happens to fall within its one-dimensional subregion  $\Delta y_i$ . In this way, all tasks accumulate results for the entire integration volume. For stratified sampling technique, which involves dividing integration region into  $M$  disjoint subvolumes, this strategy would not be the most efficient one, since it would require keeping track of results in all subvolumes. For large  $M$  this would imply lots of additional storage space in both master and slave programs, and also a large overhead in the master-slave communication.<sup>6</sup> Therefore, for stratified sampling it is more efficient to let one task accumulate all results within a given subvolume. This can be accomplished because all parallel tasks generate the same list of random numbers. Given its one-dimensional subregion boundaries, once the task samples the first point for integration in one particular subvolume, it decides whether to accumulate results in that subvolume, or to simply generate  $N$  random points without

---

<sup>5</sup>In this section  $x$  and  $y$  are always coordinates along the integration dimension used for parallelizing VEGAS. Also note that all coordinates are scaled: if we have  $z_L$  and  $z_U$  as the actual lower and upper boundaries of integration, then the actual integration coordinate  $z$  corresponds to  $x = (z - z_L)/(z_U - z_L)$ , which ranges from 0 to 1.

<sup>6</sup>To illustrate that, consider an example of 5-dimensional integration with requested  $10^6$  function evaluations per iteration. If stratified sampling were used, the VEGAS algorithm would divide integration volume into approximately  $3.7 \times 10^5$  subvolumes, and in each of them it would perform a two-point Monte Carlo integration. Assuming the double precision arithmetic, storing  $S^{(1)}$  and  $S^{(2)}$  for each subvolume would require about 6 megabytes of data, which would have to be passed by the slave tasks to the master program in each iteration.

doing anything. In other words, if the first point sampled in one particular subvolume happened to be in the subregion  $\Delta y_i$  of the task grid, then that subvolume belongs to the task  $i$ . When this strategy is used, the work among the parallel tasks is actually divided by subvolumes.

In either case, after it samples all of  $N \times M$  random points in one iteration, the slave task sends accumulated results to the master program. Once all results arrive, the master program combines them to obtain the final iteration results for the integral and its variance, calculates the cumulative results for  $\bar{I}$  and  $\bar{\sigma}^2$ , and refines the sampling grid. Note that one of the advantages of this approach is its minimal communication cost: the slave tasks receive all necessary data (e.g., the sampling grid) at the beginning of each iteration, and send the results back after completing their share of work.

### 3.2 Flexibility issues

Ideally, all tasks running in parallel would complete one particular iteration at the same time, which would minimize their idle time, as well as the total execution time of the parallel algorithm. However, in a typical network environment there are many factors which affect the performance of the program running in parallel. For example, the calculation may be affected by the different computational speed of computers in the network, by the different machine loads, etc. Furthermore, when the function being integrated is concentrated in one particular region of space, VEGAS quickly adjusts the sampling grid so that most of integrand evaluations fall into that region. If that region happened to be entirely within one subdivision  $\Delta y_i$  of the task grid, then the method we described above would give hardly any advantage over the standard VEGAS algorithm, since most of the work would have to be done by one task. Because of these reasons, it is essential that the parallel algorithm has the ability to adapt to a specific situation, i.e., to the given network environment and to the function being integrated.

One possible solution to the above problems would be quite simple:<sup>7</sup> assuming that we have  $n$  parallel tasks participating in the calculation, instead of dividing the task grid into exactly  $n$  subregions, we could divide it into  $m$  parts, where  $m \gg n$ . After completing calculations in one particular subdivision of the task grid, the slave task would continue working on the next available one. In this way, the faster processes would contribute more

---

<sup>7</sup>We thank W.B. Kilgore for pointing out this possibility to us.



to the calculation than the slower ones, and the optimal work load could be achieved automatically. However, the problem with this strategy is that it is associated with the large cost of the communication between the master program and the slave tasks.

Because of that, in order to keep the communication cost low and still achieve an optimal work distribution, we propose to measure the time required by the different tasks to complete their part of the calculation in a given iteration, and to use that information to distribute the work load for the next one. In other words, if, for example, the task  $i$  takes longer than others to complete its share of work, its number of integrand evaluations has to be decreased. This can be done simply by adjusting the width of the subregion  $\Delta y_i$  belonging to that task.

Denoting  $a_i$  as the time needed by the task  $i$  for one integrand evaluation, and also  $b_i$  as the overhead time related to other necessary operations (e.g., the random number generation), the time required by that task to complete one iteration is given by

$$t_i = a_i N_i + b_i , \quad (14)$$

where  $N_i$  is the number of integrand evaluations. Constants  $a_i$  and  $b_i$  in Eq. (14) are highly dependent on the characteristics of the computer on which the task  $i$  is running. In order to determine them both, we would have to use the information from the two successive iterations. However, since our goal is to develop a scheme useful for high statistics integrations of computationally demanding functions, we can safely assume that the parallel tasks spend most of their time evaluating the integrand. This means that  $a_i N_i \gg b_i$ , and hence

$$t_i \simeq a_i N_i . \quad (15)$$

Let us also denote  $t'_i$  as what would be the optimal iteration completion time for the task  $i$ ,

$$t'_i \simeq a_i N'_i , \quad (16)$$

which is given in terms of the optimal number of function evaluations  $N'_i$ . As mentioned earlier, the perfect work load distribution among the parallel tasks would be achieved if all of them finished their calculations at the same time. Therefore, in the ideal case we would have

$$t'_i \simeq \bar{t} , \quad (17)$$

where  $\bar{t}' = \frac{1}{n} \sum_{j=1}^n t'_j$ . From Eqs. (16) and (17) we see that  $N'_i \propto 1/a_i$ . Using Eq. (15), and keeping in mind that the total number of function evaluations in one iteration has to be kept constant ( $N_T$ ), we put

$$N'_i = N_T \frac{N_i/t_i}{\sum_{j=1}^n N_j/t_j} , \quad (18)$$

which satisfies the requirement

$$\sum_{i=1}^n N'_i = N_T . \quad (19)$$

Even though the above derivation was rather heuristic, the final expression for  $N'_i$  is exact. It can be obtained in a more rigorous way using the method of Lagrange multipliers, by minimizing the function

$$f(N'_1, N'_2, \dots, N'_n) = \sum_{i=1}^n (\bar{t}' - t'_i)^2 , \quad (20)$$

subject to the constraint given in Eq. (19).

Eq. (18) allows the master program to use the information from the previous iteration to determine the optimal number of integrand evaluations for the task  $i$  in the next one. Since the task work load can be adjusted by changing the width of subdivisions in the task grid, we still have to relate  $N'_i$  to  $\Delta y_i$ . In the VEGAS algorithm, the probability of a random point being generated within the  $k$ -th subdivision of the sampling grid is given by [9]

$$p(x) = \frac{1}{K \Delta x_k} , \quad \text{for } x_{k-1} \leq x < x_k . \quad (21)$$

Using this formula it is not difficult to show that the expected number of integrand evaluations for an arbitrary region between  $x$  and  $x'$  is given by

$$\begin{aligned} \tilde{N}(x, x') &= N_T \int_x^{x'} dx p(x) \\ &= \frac{N_T}{K} \left( k' - k + \frac{x' - x_{k'-1}}{x_{k'} - x_{k'-1}} - \frac{x - x_{k-1}}{x_k - x_{k-1}} \right) , \end{aligned} \quad (22)$$

where we have assumed  $x_{k-1} \leq x < x_k$  and  $x_{k'-1} \leq x' < x_{k'}$ . The above expression can be used to find the optimal subdivisions  $y_i$  of the task grid, which are determined by the relation

$$N'_i = \tilde{N}(y_{i-1}, y_i) . \quad (23)$$

Given that  $y_{i-1}$  is known ( $y_0 = 0$ ), we can solve this equation for  $y_i$ ,

$$y_i = x_{k'-1} + (x_{k'} - x_{k'-1}) \left( \frac{K}{N_T} N'_i + k - k' + \frac{y_{i-1} - x_{k-1}}{x_k - x_{k-1}} \right), \quad (24)$$

and hence obtain the optimal task grid. In Eq. (24)  $k$  and  $k'$  are again defined so that  $x_{k-1} \leq y_{i-1} < x_k$  and  $x_{k'-1} \leq y_i < x_{k'}$ .

Since the distribution of the work load among the parallel tasks is one of the most important ingredient of our approach, we summarize it below:

1. In each iteration the slave tasks keep track of their actual number of integrand evaluations, as well as of the time they require to complete the calculation.
2. Using that information, the master program determines from Eq. (18) what would be the ideal number of function evaluations for each slave task.
3. After computing the new sampling grid for the VEGAS algorithm, the master program calculates the new task grid iteratively using Eq. (24). Note that the boundary conditions  $y_0 = 0$  and  $y_n = 1$  have to be satisfied.

In this way, after each iteration our algorithm adjusts the task work load to achieve the best possible performance in a given situation, while keeping low cost of the communication between the master program and the slave tasks.

We should also mention that the above approach can be easily generalized to allow the possibility of dividing the calculation into  $m \times n$  parts ( $m \geq 2$ ), so that each of  $n$  parallel tasks would work on  $m$  subregions in one iteration. Although this would increase the master-slave communication cost, as well as the overhead time the slave tasks require in each iteration, it would also shorten the time between the two successive task grid adjustments, which may be useful in an environment where the different machine loads change rapidly.

### 3.3 Robustness of the algorithm

Another problem which has to be considered here is a possibility that occasionally one or more parallel tasks may fail during the calculation.<sup>8</sup> Unless the algorithm has the ability to

---

<sup>8</sup>This can happen due to the lost network connection, failure of a particular computer in the network, etc.

detect such an event, and also to recalculate the lost results, the task failure would require repeating the entire calculation.

In the scheme we are proposing in this paper, after distributing various parts of the calculation to the parallel processes, the master program waits for all of them to complete their share of work and send the results back. However, if none of the results arrive after a certain amount of time, the master program has to verify the current state of all parallel tasks. In case that one or more tasks had failed, it has to divide the lost parts of the calculation among the remaining processes.

Even though the above strategy looks simple, there are many details which have to be taken care of in case of the task failure during the calculation. Nevertheless, since the algorithm described in this section is ideally suited for a recursive implementation of the work distribution, it also allows for an efficient way of dealing with the task loss.

## 4 The AMCI package

We have incorporated the general scheme described in the previous section into a new Advanced Monte Carlo Integration package.<sup>9</sup> Besides relying on the VEGAS algorithm [9], as well as on the long period ( $> 2 \times 10^{18}$ ) random number generator developed by P. L'Ecuyer [10], the package also uses the standard set of communication routines in the PVM software system [7].<sup>10</sup>

Since the scheme presented in Section 3 is based on the master/slave model, the AMCI package has two main parts: the master and the slave subroutines, each accompanied with functions taking care of the master-slave communication via message-passing. All of the AMCI functions, except the user-related ones, are placed into several libraries which have to be linked with the driver program. The package is written in the ANSI C programming language (with the Fortran interface provided), so that it should compile easily on all platforms which are also supported by the PVM software system [7].<sup>11</sup>

The most important features of the package are as follows:

---

<sup>9</sup>The AMCI package can be obtained by sending an e-mail to the author at [veseli@fnal.gov](mailto:veseli@fnal.gov).

<sup>10</sup>The latest version of the PVM software can be obtained by anonymous ftp to [netlib2.cs.utk.edu](ftp://netlib2.cs.utk.edu), or from WWW by using the address <http://www.netlib.org/pvm3/index.html>.

<sup>11</sup>In the near future, we hope to develop the *Message Passing Interface* (MPI) [8] version of the package.

1. Given the same seed for the random number generator, the AMCI master routine *always* returns the same answer as the ordinary VEGAS algorithm (with or without stratified sampling), regardless of the number of parallel tasks used for the calculation.
2. All of the useful features of the original VEGAS program are also built into the AMCI package. For example, the master routine can be called again after initial preconditioning of the sampling grid. There is also a possibility of computing any number of arbitrary distributions of the sort

$$\frac{dI}{dy} = \int_V d\mathbf{x} f(\mathbf{x})\delta(y - g(\mathbf{x})) , \quad (25)$$

with

$$I = \int dy \frac{dI}{dy} . \quad (26)$$

3. AMCI is flexible enough to adapt to specific conditions in the given network environment, and also to the particular function being integrated. This property significantly increases the efficiency of the package. For example, the master routine can be initially called with only a small number of integrand evaluations in a single iteration. Even though all results obtained in that call would be discarded, this procedure would allow AMCI to quickly optimize the task grid for the given configuration of computers.
4. AMCI has built in means of detecting a possible task failure and reproducing the lost parts of the calculation in an efficient way. Because of that, the master program is guaranteed to complete the calculation as long as at least one slave task is running.
5. The package is easy to use, and requires no knowledge of parallel programming techniques.<sup>12</sup>

The last characteristic of the AMCI package is extremely important, since it allows a typical user to benefit from distributed computing, without becoming an expert in that area.

---

<sup>12</sup>After the PVM software has been properly installed, using the AMCI master subroutine is no more difficult than using any of the standard subroutines from [5].

## 5 Examples and performance analysis

For comparison of the AMCI performance to that of the standard VEGAS program, we considered integration of a spherically symmetric Gaussian placed in the center of the integration region,<sup>13</sup>

$$I_d = \left( \frac{1}{a\pi^{1/2}} \right)^d \int_0^1 d^d x \exp \left( - \sum_{i=1}^d \frac{(x_i - \frac{1}{2})^2}{a^2} \right), \quad (27)$$

with  $a = 0.1$ . As our PVM configuration we used 25 *NeXT* workstations in the Fermilab Theory Group cluster. Most of those machines were equipped with 33 MHz processor, but some of them had 25 MHz CPU's. For each integration with  $n$  requested parallel tasks ( $2 \leq n \leq 10$ ), the PVM resource manager would decide which  $n$  workstations would be used for the calculation. In this way, we minimized effects of various factors, such as the speed of different computers, different machine loads, etc. In order to further improve our performance analysis, and to estimate the statistical errors, for each  $n$  we performed 10 independent integrations, which means that  $n$  parallel tasks were always running on the different combination of  $n$  computers from the PVM configuration. We denote  $\bar{T}^{(n)}$  as the average time required by the AMCI master routine to complete the calculation using  $n$  slave tasks. On the other hand, the standard VEGAS program was executed on all machines from the PVM configuration, and the shortest execution time, denoted by  $T^{(1)}$ , was used for comparison with  $\bar{T}^{(n)}$ . In Figures 1 and 2 we show results for the relative execution time  $\bar{T}^{(n)}/T^{(1)}$ , and for the relative efficiency  $T^{(1)}/n\bar{T}^{(n)}$ , which were obtained in the two tests that were performed. In both figures we also show the corresponding statistical errors.

The test 1 consisted of calculating the above integral in  $d = 5$  dimensions, with about  $10^5$  function evaluations in each of 10 iterations. Even though the integrand was relatively simple, with three tasks AMCI has reduced the total execution time to about 2/3 of the time required by the standard VEGAS program (see Figure 1). However, addition of new tasks after  $n = 4$  did not help significantly in terms of improving the performance, which was still far from the ideal case (shown with the dashed line). The reason for that is the simplicity of the function being integrated: in this particular case the execution time of the ordinary VEGAS program was 400 seconds, out of which about 40% (160 seconds) was

---

<sup>13</sup>Note that the same test function was also used in [9].

used for the random number generation. Under the circumstances such as those, in which the condition  $a_i N_i \gg b_i$  is not satisfied and Eqs. (15) and (16) are not valid, the parallel algorithm gets saturated with a small number of processes. Because of that its efficiency as a function of the number of processors participating in the calculation decreases rapidly, which is illustrated in Figure 2.

In order to show how the AMCI performance with respect to the standard VEGAS program improves as calculations become more demanding, for the test 2 we have artificially slowed down the implementation of the integrand function from Eq. (27). As a result,  $T^{(1)}$  has been increased by about a factor of 10, from 400 to 4366 seconds, so that the random number generation in this case used less than 4% of the total VEGAS execution time. As shown in Figure 1, the test 2 results for  $\bar{T}^{(n)}/T^{(1)}$  follow the ideal  $1/n$  curve much more closely than before, and statistical errors are also reduced. Consequently, the results for the relative efficiency of the parallel algorithm are significantly better than those obtained in the test 1 (see Figure 2).<sup>14</sup>

Figures 3, 4 and 5 are meant to illustrate how the algorithm described in this paper actually works, and how it behaves in various situations. Figure 3 shows the average test 2 times, together with their respective statistical errors, that were required by AMCI running with 10 parallel tasks to complete the different iterations. The longest time was needed for the first iteration, when all tasks had to perform equal amounts of work. After the necessary information about the different tasks was obtained in the first iteration, the master subroutine quickly optimized the task grid for the given configuration of computers. We again point out that for high statistics calculations better performance in the first iteration can be achieved if the master subroutine is initially called with a small number of integrand evaluations in a single iteration. This would allow for the fast optimization of the task grid, and for the much more efficient subsequent calls with higher statistics.

Figure 4 shows iteration completion times for one of the test 2 runs with three parallel tasks. As one of the computers used for that particular calculation was slower than the other two, the task 2 took considerably longer time than tasks 1 and 3 to complete the first iteration. Again, this was accounted for in subsequent iterations by optimizing the work load for the different tasks.

---

<sup>14</sup>For the results shown in Figures 1 and 2 one has to bear in mind that the *average* AMCI execution times were compared to the *shortest* VEGAS execution time for all of the machines from the PVM configuration, and that not all of these computers were equally fast.

Figure 5 illustrates the behavior of the algorithm in cases in which one of the tasks fails during the calculation. In order to simulate that, we repeated one of the test 2 calculations by starting with five parallel tasks, and then removing one of the computers from the PVM configuration. This caused failure of the task 4 during the 6-th iteration. Because of that, part of the calculation belonging to the task 4 had to be divided among the remaining tasks. After iteration 6 was completed, AMCI adjusted to the new situation, and the remaining tasks were again given the optimal work load. Note that the time required for completing iteration 6 was only about 15% longer than the time needed for later iterations, which shows that AMCI deals with task failures in an efficient way.

Finally, we briefly describe one real example from high energy physics where AMCI would be very useful: theoretical description of the vector boson production at hadronic colliders. This topic is extremely important in view of the precision measurements of the  $W$  mass, which may constrain parameters of the standard model (e.g., the Higgs mass). At present, the state of the art of the theory in the description of the vector boson production is based on the resummation formalism of Collins, Soper, and Sterman [11], which involves an inverse Fourier transform of the cross section from the impact parameter space to the transverse momentum space. Because of the oscillatory nature of the integrand in that Fourier transform, the resummation calculations in the impact parameter space are enormously difficult and lengthy. For example, the program developed for the description of the  $W$  and  $Z$  production [12], which is based on the standard VEGAS algorithm, requires more than 20 hours on an IBM *RS6000* workstation to complete one calculation with a very modest statistics of about  $10^5$  (total) integrand evaluations in the transverse momentum range from 0 to 50 GeV. One should note here that the experimental analyses usually require order(s) of magnitude higher statistics.

To make things even worse, the resummation formalism also involves several unknown parameters, which have to be extracted from the experimental vector boson transverse momentum distributions. In order to find the best fit to the data, calculations such as the one mentioned above have to be repeated many times, once for each different set of the non-perturbative parameters.

Even though the above numbers are just rough estimates, they illustrate the fact that the theoretical description of the vector boson production involves computationally extremely demanding calculations, which take a very long time with the standard VEGAS



program. On the other hand, given  $n$  equally fast computers, the AMCI package would reduce the VEGAS execution time by almost a factor of  $1/n$ , thus making these calculations much more accessible.

## 6 Conclusions

In this paper we have developed a new parallel multidimensional integration scheme, suitable for use in a heterogeneous network environment. This scheme, based on the well-known adaptive Monte Carlo method (the VEGAS algorithm), is incorporated into a new integration package (AMCI), which employs the standard set of the message-passing routines in the PVM software system. We have compared the AMCI performance with that of the ordinary VEGAS program, and found that the new package is significantly faster in cases involving high statistics integrations of computationally demanding functions.

### ACKNOWLEDGMENTS

The author owes a great deal of thanks to D. Donjerković for his comments and suggestions. He would also like to thank W.B. Kilgore, W.F. Long and T. Stelzer for useful discussions, and to express gratitude for hospitality extended to him during the visit to UW-Madison Phenomenology Institute, where part of this work was completed. This work was supported in part by the U.S. Department of Energy under Contract No. DE-AC02-76CH03000.

## References

- [1] Introduction to Feynman perturbation theory can be found in any textbook on quantum field theory or relativistic quantum mechanics. See, for example, F. Gross, *Relativistic Quantum Mechanics and Field Theory*, John Wiley and Sons, New York, 1993.
- [2] J.M. Hammersley and D.C. Handscomb, *Monte Carlo Methods*, Methuen, London, 1964.
- [3] A.H. Stroud, *Approximate Calculation of Multiple Integrals*, Prentice-Hall, Englewood Cliffs, New Jersey, 1971.
- [4] M.H. Kalos and P.A. Whitlock, *Monte Carlo Methods*, John Wiley and Sons, New York, 1986.
- [5] W.H. Press, S.A. Teukolsky, W.T. Vetterling, and B.P. Flannery, *Numerical Recipes in C*, 2nd ed., Cambridge University Press, Cambridge, Massachusetts, 1992.
- [6] R. Butler and E. Lusk, *Monitors, messages, and clusters: The p4 parallel programming system*, Technical Report Preprint MCS-P362-0493, Argonne National Laboratory, Argonne, Illinois, 1993.
- [7] G.A. Geist, A.L. Beguelin, J.J. Dongarra, W. Jiang, R.J. Manchek, and V.S. Sunderam, *PVM: Parallel Virtual Machine – A Users’ Guide and Tutorial for Networked Parallel Computing*, The MIT Press, Cambridge, Massachusetts, 1994.
- [8] Message Passing Interface Forum, *MPI: A message-passing interface standard*, International Journal of Supercomputer Applications **8**, 157 (1994).
- [9] G.P. Lepage, J. Comput. Phys. **27**, 192 (1978); G.P. Lepage, *VEGAS: An Adaptive Multidimensional Integration Program*, Cornell University preprint CLNS-80/447 (1980).
- [10] P. L’Ecuyer, Communications of the ACM **31**, 742 (1988).
- [11] J. Collins, D. Soper and G. Sterman, Nucl. Phys. B **250**, 199 (1985).

- [12] R.K. Ellis, D.A. Ross and S. Veseli, Fermilab preprint FERMILAB-PUB-97/082-T, hep-ph/9704239 (Nucl. Phys. B, in press); R.K. Ellis and S. Veseli, Fermilab preprint FERMILAB-PUB-97/207-T, hep-ph/9706526 (Nucl. Phys. B, in press).

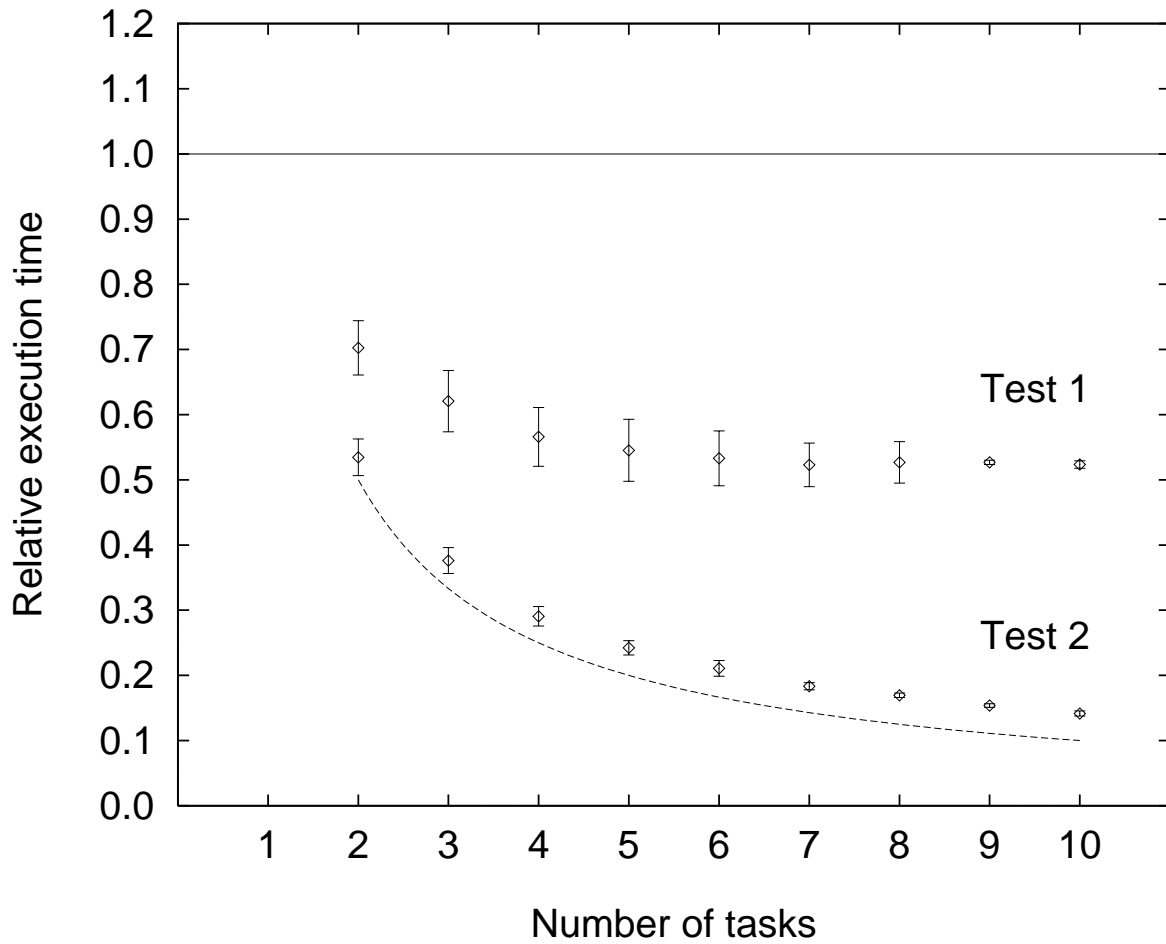


Figure 1: AMCI execution time scaled with respect to the execution time of the standard VEGAS program,  $\bar{T}^{(n)}/T^{(1)}$ , and shown as the function of the number of parallel tasks used for the calculation. The actual VEGAS execution times were 400 and 4366 seconds for tests 1 and 2, respectively. The dashed line denotes the ideal case, for which  $\bar{T}^{(n)}/T^{(1)} = 1/n$ .

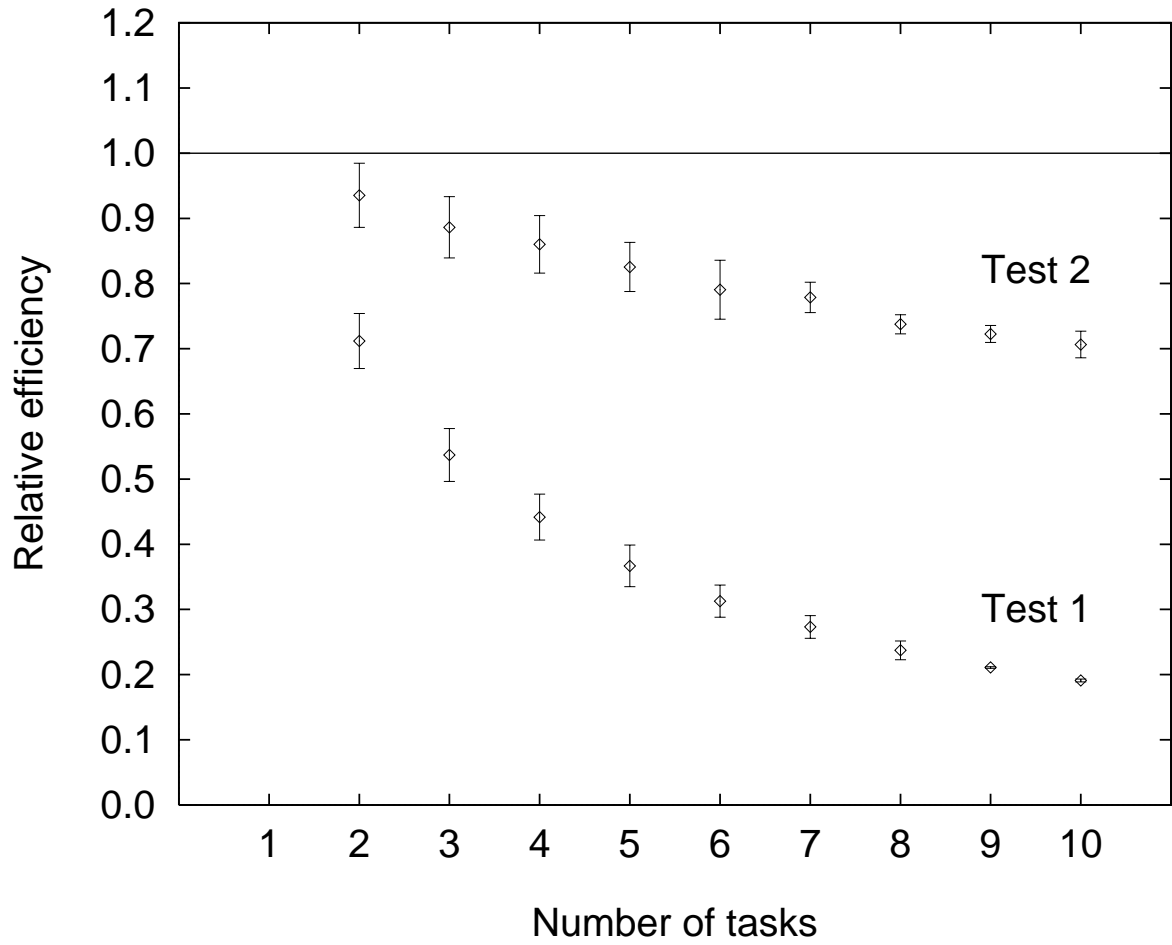


Figure 2: AMCI efficiency for tests 1 and 2 scaled with respect to the number of tasks participating in the calculation,  $T^{(1)}/n\bar{T}^{(n)}$ .

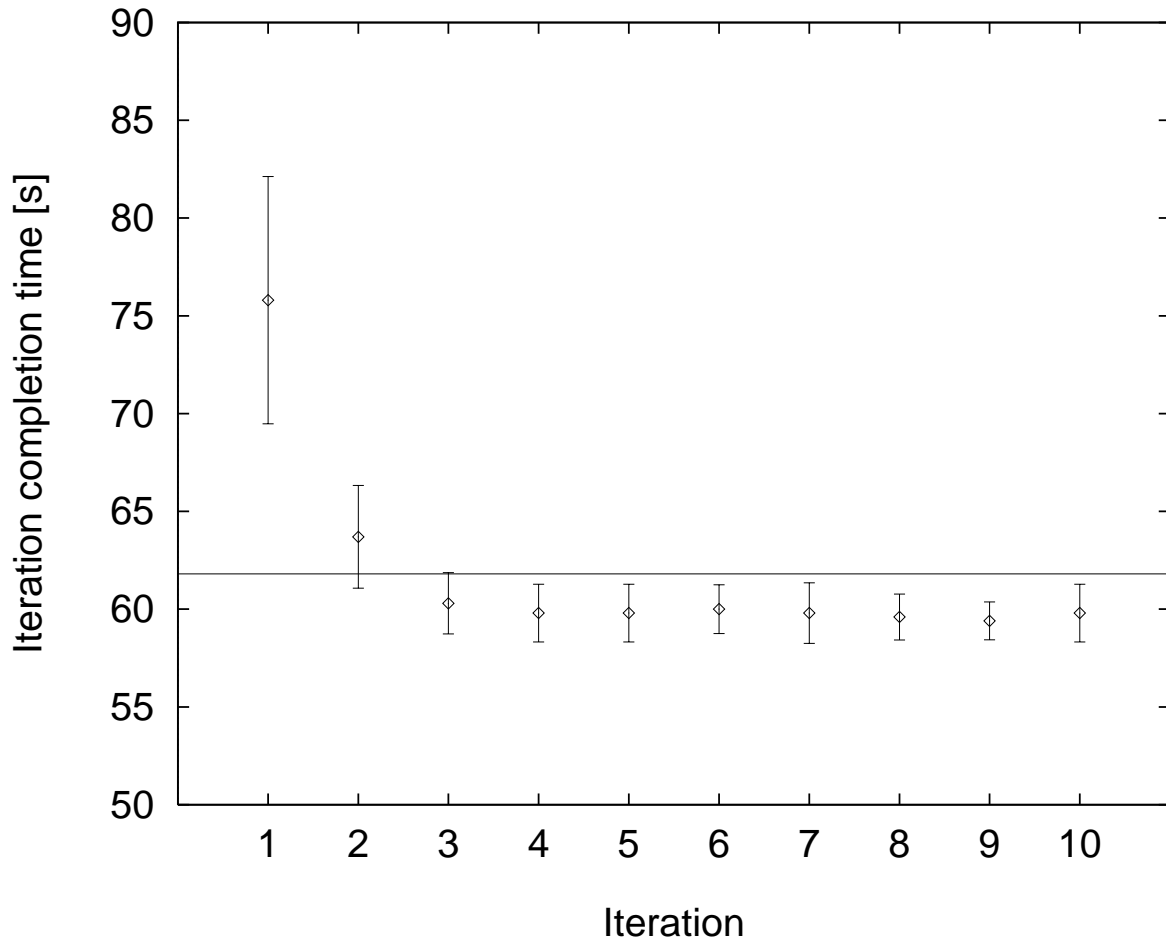


Figure 3: The test 2 time required by AMCI running with 10 parallel tasks to complete the different iterations. The full line shows the average iteration completion time. For comparison, the standard VEGAS program required about 437 seconds for each iteration on the fastest machine in the PVM configuration.

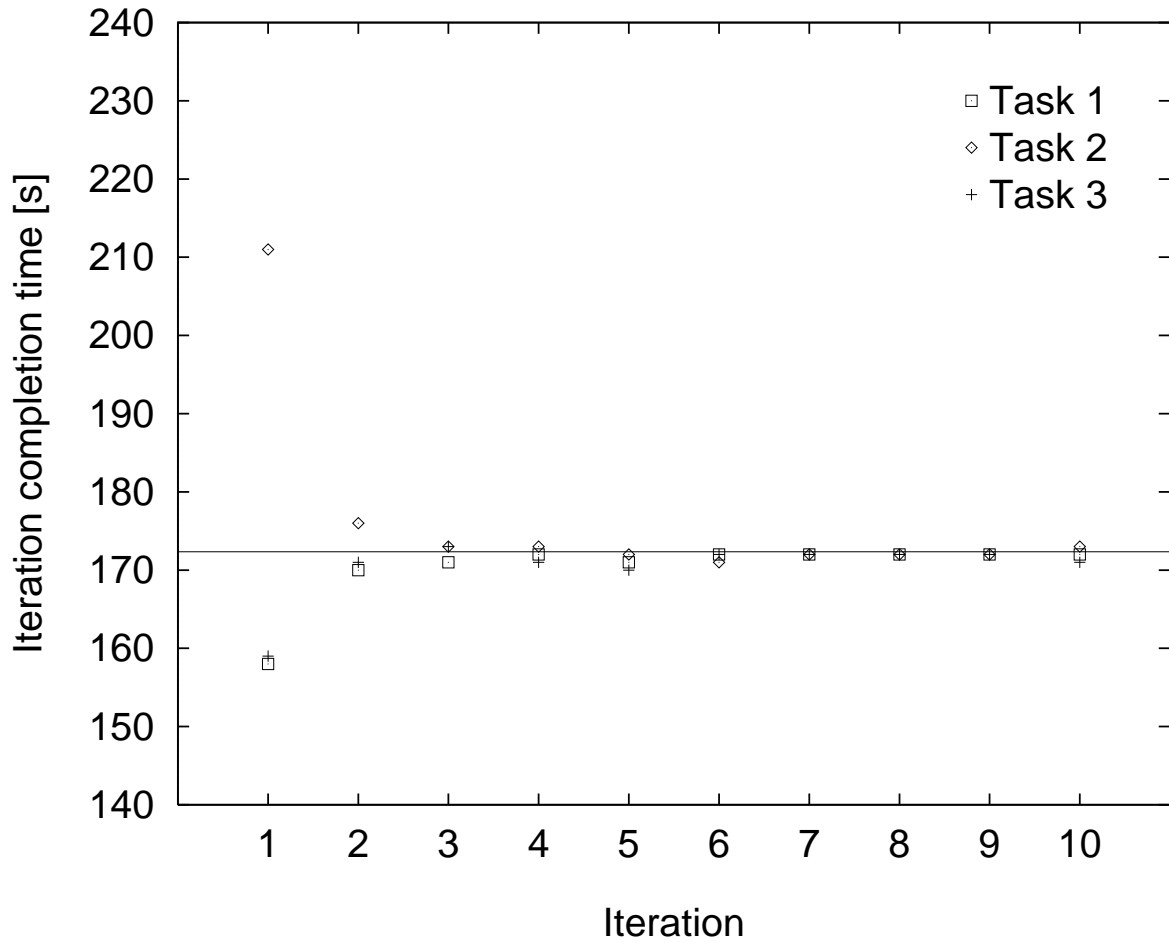


Figure 4: The time required for the different tasks to complete their parts of the calculation in the different iterations. These results correspond to one of the test 2 runs with three parallel tasks. The full line shows the average iteration completion time. For comparison, the standard VEGAS program required about 437 seconds for each iteration on the fastest machine in the PVM configuration.

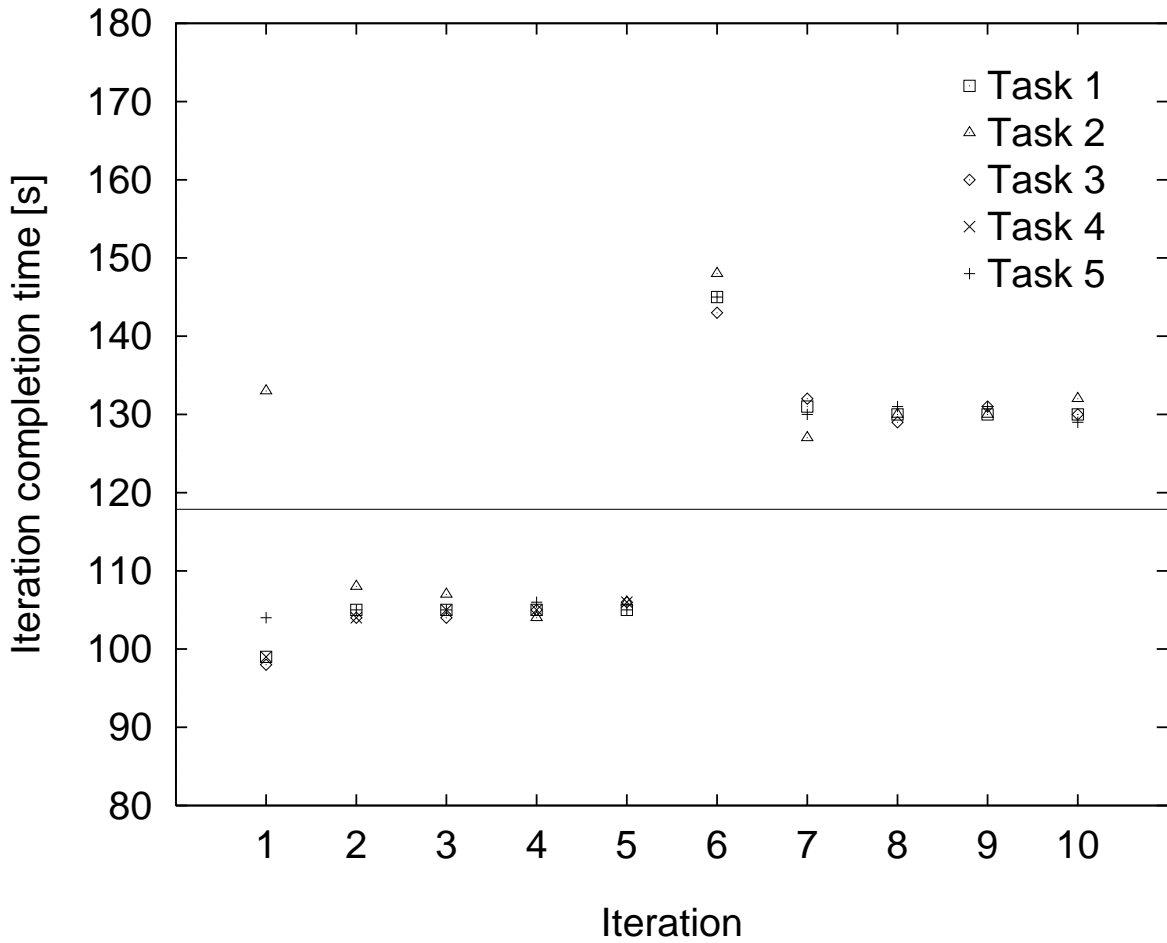


Figure 5: The time required for the different tasks to complete the different iterations in the situation in which one of the tasks had failed. To obtain these results, we repeated one of the test 2 runs by starting with five parallel processes, and then removing one of the computers from the PVM configuration. This caused failure of the task 4 during the 6-th iteration. The average iteration completion time is shown with the full line. For comparison, the standard VEGAS program required about 437 seconds for each iteration on the fastest machine in the PVM configuration.