

Dissipative light field as a way to create strongly localized structures for atom lithography

O.N. Prudnikov, A.V. Taichenachev
Novosibirsk State University, Pirogova 2, Novosibirsk 630090, Russia

A.M. Tumaikin, V.I. Yudin
Institute of Laser Physics SB RAS, Lavrentyeva 13/3, Novosibirsk 630090, Russia

Generally, the conditions for deep sub-Doppler laser cooling do not match the conditions for the strong atomic localization that takes a place in deeper optical potential and, in consequence, leads to larger temperature. Moreover, for a given detuning in a deep optical potential the secular approximation which is usually used for quantum description of laser cooling becomes no more valid. Here we perform an analysis of atomic localization in optical potential based on a full quantum approach for atomic density matrix. We also show that the laser cooling in a deep far-off detuned optical potential, created by a light field with a polarization gradient, can be used as an alternative method for forming high contrast spatially localized structures of atoms for the purposes of atom lithography and atomic nanofabrication. Finally, we perform an analysis of the possible limits for the width and the contrast of localized atomic structures that can in principle be reached by this type of the light mask.

PACS numbers: 32.80.Pj, 42.50.Vk

I. INTRODUCTION

Laser cooling and manipulation of neutral atoms is one of the priority fields of atom optics. In the recent time the major developments and success have been obtained in atom lithography and direct deposition of atoms utilizing light fields as an immaterial optical mask for atomic beam [1, 2]. In most nanofabrication experiments, atomic structures are realized by far off detuned periodical conservative potential created by intense laser fields acting as an array of immaterial light lenses for the atoms. The influence of the spontaneous emission on the focusing is considered to be negligible because of the large light detuning and short interaction times. In essence, the atom trajectory affected by conservative dipole force without any losses (or dissipation) of energy in the atomic beam. In this case the atomic beam focusing has a classical analogy and can be described with methods developed for particle optics [3]. As in normal optics, the feature size is limited by a combination of chromatic aberration caused by the broad longitudinal and transverse velocity distribution of an atomic beam. Therefore an additional laser cooling field is required to prepare a well collimated and transversely cooled atomic beam to minimize deleterious effects. Additionally, because of spherical aberration some atoms do not focus well and contribute to pedestal background. These factors are dominant and do not allow one to reach the theoretically predicted diffraction limit for atom optics determined by de Broglie wavelength of atoms, only a few picometres. Therefore the new alternative methods for atom lithography are intensively investigated.

Recently, the idea of combining the traditional focusing method with the well known concept of laser cooling was suggested for a blue detuned intensive light field

[4, 5] and was mentioned earlier in [6]. Here the intense light field, commonly used for focusing, was used to create a deep optical potential. Additional dissipative light force provides additional cooling of the atoms to the minimum of optical potential at blue detuning. The characteristic time when the dissipation processes take effect is a few inverse recoil frequencies ω_R^{-1} (where $\hbar\omega_R = \hbar^2 k^2 / 2M$ is recoil energy, gained by an atom with mass M at rest after emission of a photon with momentum $\hbar k$). This time is several tens of microseconds for the number of elements with closed dipole optical transitions suitable for laser cooling. Thus for commonly used atomic beams with thermal longitudinal velocity it might be difficult to realize this type of dissipative optical mask experimentally due to power limitations of laser system used.

In the following we consider the alternative regime of dissipative optical mask, created by red detuned low intensity light field with nonuniform polarization. It is well known that low intensity light field with polarization gradients can be used for sub-Doppler laser cooling of neutral atoms. This mechanism of laser cooling is well understood and has been thoroughly studied by a number of authors [7, 8, 9, 12, 13] especially with respect to the temperature of laser cooling, the atomic momentum distribution, and the localization [15, 16] that can be measured by spectroscopy methods [17, 18]. Due to the extremely complex master equation for the quantum description of atomic motion in light fields the secular approximation [10, 11, 12, 13, 14] was initially suggested is valid in the limit [10]

$$\sqrt{U_0/\hbar\omega_R} \ll |\delta|/\gamma. \quad (1)$$

This limit assumes the energy separation between different energy bands of atoms in optical potential are much

greater than their width due to optical pumping and tunneling effects. Here the light-shift well depth U_0 define the optical potential depth. $\delta = \omega - \omega_0$ is the detuning between the laser ω and atomic transition ω_0 frequencies, and γ is the radiative decay rate. This approximation is valid, for a given potential depth, in the limit of large detuning. On the contrary, it might failed in a deep potential at given detuning. More over, even if the secular approximation is well fulfilled for the lowest vibrational levels it might break down for upper ones where the separation between energy bands becomes smaller due to potential anharmonicity effects, and especially for above-barrier motioned atoms.

In the present work we investigate the applicability of laser cooling in a deep optical potential created by light field with nonuniform polarization for generating spatially localized atom structures with high contrast for atom lithography. We consider the conditions far from the situation of extremely low sub-Doppler cooling cases. Thus, to describe the localization of atoms more correctly in here we do not restrict our consideration by secular approximation. Rather we perform a full quantum numerical analysis of generalized optical Bloch equation for atomic density matrix elements. In particular, we consider the light field parameters beyond the secular approximation limit. Finally we analyze the structure width and contrast of localized atoms, important parameters for technological applications.

II. MASTER EQUATIONS

Let us consider one-dimensional (along the z axis) motion of atoms with total angular momenta j_g in the ground state and j_e in the excited state in a field of two oppositely propagating waves with the same frequency and intensity

$$\begin{aligned} \mathbf{E}(z, t) &= E_0 (\mathbf{e}_1 e^{ikz} + \mathbf{e}_2 e^{-ikz}) e^{-i\omega t} + c.c. \\ \mathbf{e}_n &= \sum_{q=0, \pm 1} e_n^q \mathbf{e}_q, \quad n = 1, 2 \end{aligned} \quad (2)$$

Here E_0 is the amplitude of each of the oppositely propagating waves. The unit vectors \mathbf{e}_1 and \mathbf{e}_2 determine their polarizations with components e_n^q in cyclic basis $\{\mathbf{e}_0 = \mathbf{e}_z, \mathbf{e}_{\pm 1} = \mp(\mathbf{e}_x \pm i \mathbf{e}_y)/\sqrt{2}\}$.

In this work we restrict our consideration by the weak-field limit, i.e. with small saturation parameter

$$S = \frac{\Omega^2}{\delta^2 + \gamma^2/4}. \quad (3)$$

Here $\Omega = -E_0 d/\hbar$ is the single-beam Rabi frequency characterize the coupling between the atomic dipole d and light field.

In the weak-field limit, the atomic excited-state can be adiabatically eliminated, and atom motion is describing by reduced equation for the ground-state density matrix

elements [12, 13]:

$$\frac{d}{dt} \hat{\rho} = -\frac{i}{\hbar} [\hat{H}, \hat{\rho}] + \hat{\Gamma}\{\hat{\rho}\} \quad (4)$$

where the Hamiltonian \hat{H} is given by

$$\hat{H} = \frac{\hat{p}^2}{2M} + \hbar \delta S \hat{V}^\dagger \hat{V}. \quad (5)$$

The last term in (5) describes atoms interaction with the light field in resonance approximation, where

$$\begin{aligned} \hat{V} &= \hat{V}_1 e^{ikz} + \hat{V}_2 e^{-ikz} \\ &= \sum_q \hat{T}_q e_1^q e^{ikz} + \sum_q \hat{T}_q e_2^q e^{-ikz}, \end{aligned} \quad (6)$$

and operator \hat{T}_q is written through the Clebsch-Gordan coefficients:

$$\hat{T}_q = \sum_{\mu_e, \mu_g} C_{1, q; j_g, \mu_g}^{j_e, \mu_e} |j_e, \mu_e\rangle \langle j_g, \mu_g| \quad (7)$$

written in the basis of sublevel wave functions for excited $|j_e, \mu_e\rangle$ and the ground $|j_g, \mu_g\rangle$ atomic states.

In addition, the relaxation part of kinetic equation for atomic density matrix (4) has the following form

$$\begin{aligned} \hat{\Gamma}\{\hat{\rho}\} &= -\frac{\gamma S}{2} \left\{ \hat{V}^\dagger \hat{V}, \hat{\rho} \right\} \\ &+ \gamma S \sum_{q=0, \pm 1} \int_{-1}^1 \hat{T}_q^\dagger e^{-iks\hat{z}} \hat{V} \hat{\rho} \hat{V}^\dagger e^{-iks\hat{z}} \hat{T}_q K_q(s) ds \end{aligned} \quad (8)$$

where $\{\hat{a}, \hat{c}\} = \hat{a}\hat{c} + \hat{c}\hat{a}$ standard anticommutator definition and \hat{z} is position operator. This term describes redistribution of the atom on the ground state energy sublevels with taking into account the recoil effects in spontaneous photon emission. The functions $K_{\pm 1}(s) = (1 + s^2)3/8$ and $K_0(s) = (1 - s^2)3/4$ is determined by the probability of emission of a photon with polarization $q = \pm 1, 0$ into direction $s = \cos(\theta)$ (relative to the z axis).

III. EQUILIBRIUM ATOMIC DENSITY MATRIX

There are number of approaches developed for calculation of the evolution of the atomic density matrix. The quantum problem is more difficult because it incorporate evolution of numbers of internal and external components of the density matrix. The majority of works are based on secular approximation for density matrix elements [12, 13, 14]. It consists in the following: First, the eigenstates and eigenenergies of the Hamiltonian \hat{H} should be found. Then we can consider only the evolution of diagonal elements of atomic density matrix in this eigenstates basis. It can be written in a form of balance equation with the rates characterizing the relaxation part

of the master equation. The secular approximation for the general master equation (4) is valid for the lowest vibrational energy levels when the energy separation between different bands are much greater than the effective width due to optical width and tunneling effects. This condition implies very large detuning. However, the density of energy states increases for the upper energy levels and the energy difference between adjacent states could be very small [13]. This circumstances therefore make very hard to use the secular approximation for describing of hot and nonlocalized atomic fraction.

In order to take into account effects of localization in optical potential and modulation depth of the spatial distribution of atoms more correctly we utilize a different approach for the quantum calculation of the master equation (4).

In the Wigner representation for atomic density matrix $\hat{\rho}(x, p)$ the general master equation (4) takes the following form:

$$\frac{d}{dt}\hat{\rho} = -i\delta S [\hat{V}^\dagger \hat{V}, \hat{\rho}] - \frac{\gamma S}{2} \{ \hat{V}^\dagger \hat{V}, \hat{\rho} \} + \hat{\gamma} \{ \hat{\rho} \} \quad (9)$$

where commutator of density matrix with kinetic part of Hamiltonian (5) reduces to partial deviation on z

$$\frac{d}{dt}\hat{\rho}(z, p) \equiv \left(\frac{\partial}{\partial t} + \frac{p}{M} \frac{\partial}{\partial z} \right) \hat{\rho}(z, p) \quad (10)$$

The field part of Hamiltonian (5) has only the zeroth and the second spatial harmonics:

$$\hat{V}^\dagger \hat{V} = \hat{W}_0 + \hat{W}_+ e^{i2kz} + \hat{W}_- e^{-i2kz} \quad (11)$$

thus the commutator and anticommutator in the right hand side of equation (9) could be written as:

$$\begin{aligned} \hat{V}^\dagger \hat{V} \hat{\rho} \mp \hat{\rho} \hat{V}^\dagger \hat{V} &= \hat{W}_0 \hat{\rho}(z, p) \mp \hat{\rho}(z, p) \hat{W}_0 \\ &+ \left(\hat{W}_- \hat{\rho}(z, p + \hbar k) \mp \hat{\rho}(z, p - \hbar k) \hat{W}_- \right) e^{-i2kz} \\ &+ \left(\hat{W}_+ \hat{\rho}(z, p - \hbar k) \mp \hat{\rho}(z, p + \hbar k) \hat{W}_+ \right) e^{i2kz}. \end{aligned} \quad (12)$$

The last term describing relaxation due to spontaneous emission of photons has well-known form in Wigner representation:

$$\begin{aligned} \hat{\gamma} \{ \hat{\rho}(z, p) \} &= \gamma S \sum_{q=0, \pm 1} \int_{-\hbar k}^{\hbar k} dp' / \hbar k K_q(p' / \hbar k) \hat{T}_q^\dagger \\ &\times \left[\hat{V}_1 \hat{\rho}(z, p + p') \hat{V}_2^\dagger e^{i2kz} + \hat{V}_2 \hat{\rho}(z, p + p') \hat{V}_1^\dagger e^{-i2kz} \right. \\ &\left. + \hat{V}_1 \hat{\rho}(z, p + p' - \hbar k) \hat{V}_1^\dagger + \hat{V}_2 \hat{\rho}(z, p + p' + \hbar k) \hat{V}_2^\dagger \right] \hat{T}_q. \end{aligned}$$

Equation (9) admits solution that is periodic in the position variable. We further introduce a Fourier-series expansion for atomic density matrix in spatial coordinates

$$\hat{\rho}(z, p) = \sum_n \hat{\rho}^{(n)}(p) e^{i2n k z} \quad (13)$$

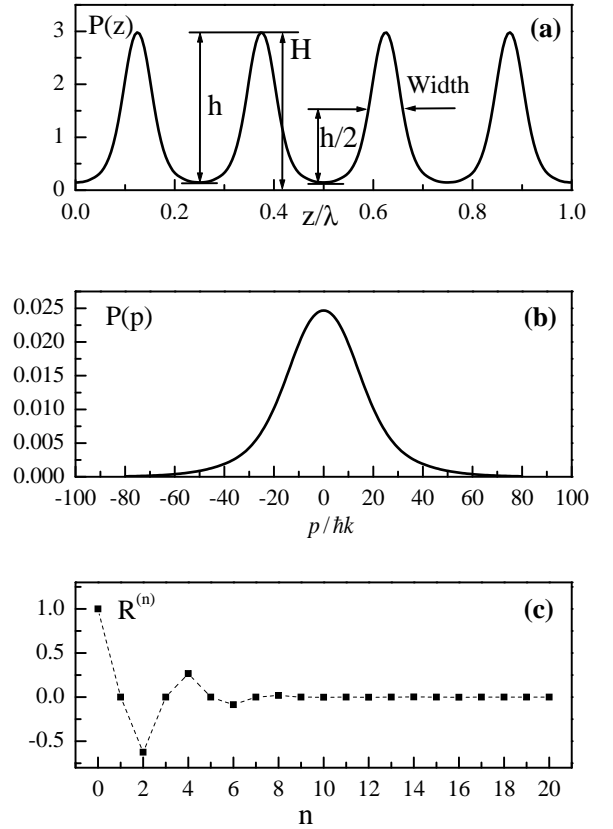


FIG. 1: Steady-state spatial (a) and momentum (b) distributions, and the total population of spatial harmonics of atomic ground-state density matrix (c) for atoms with $j_g = 1 \rightarrow j_e = 2$ optical transition and mass as for Cr atoms. The light field detuning $\delta = -40\gamma$ and saturation parameter $S = 0.5$.

and rewrite the master equation for discrete Fourier components of density matrix $\hat{\rho}^{(n)}$:

$$\begin{aligned} \left(\frac{\partial}{\partial t} + 2ni \frac{p}{M} \right) \hat{\rho}^{(n)} &= \\ \mathcal{L}_0 \{ \hat{\rho}^{(n)} \} + \mathcal{L}_+ \{ \hat{\rho}^{(n-1)} \} + \mathcal{L}_- \{ \hat{\rho}^{(n+1)} \}. \end{aligned} \quad (14)$$

In steady-state problem ($\partial/\partial t \hat{\rho} = 0$) such a recursion may often be solved by the method of continued fraction. This approach is used for solution of the optical-Bloch equations in different spectroscopy tasks as well as for the calculation of the force on atom in the light field (see for example [19, 20]). The major distinction here is that these equations for density matrix contain the recoil effects that makes them more complicated for calculation. Additionally we note, the similar approach was described in [21] where the authors analyzed the laser cooling (velocity distribution) of two-level atom in the recoil limit and thus restrict their consideration only by the zeroth spatial harmonics for the ground state density matrix. In our case the number of the spatial harmonics depends on the light field and atomic parameters. Typically we use less than 30 harmonics that is enough to obtain the

Element	cooling transition	\tilde{M}	λ (nm)	I_S (mW/cm^2)
${}^7\text{Li}$	$2^2S_{1/2} \rightarrow 2^2P_{3/2}$	46	671	2.56
${}^{23}\text{Na}$	$3^2S_{1/2} \rightarrow 3^2P_{3/2}$	198	589	6.34
${}^{39}\text{K}$	$4^2S_{1/2} \rightarrow 4^2P_{3/2}$	358	766	1.81
${}^{85}\text{Rb}$	$5^2S_{1/2} \rightarrow 5^2P_{3/2}$	770	780	1.63
${}^{133}\text{Cs}$	$6^2S_{1/2} \rightarrow 6^2P_{3/2}$	1270	852.3	1.06
${}^{52}\text{Cr}$	$4^7S_3 \rightarrow 4^7P_4$	115	425.6	8.49
${}^{27}\text{Al}$	$3p^2P_{3/2} \rightarrow 3d^2D_{5/2}$	85	309.4	57
${}^{69}\text{Ga}$	$4p^2P_{3/2} \rightarrow 4d^2D_{5/2}$	382	294.4	127
${}^{115}\text{In}$	$5p^2P_{3/2} \rightarrow 5d^2D_{5/2}$	634	325.7	78
${}^{107}\text{Ag}$	$5^2S_{1/2} \rightarrow 5^2P_{3/2}$	601	328	76.8

TABLE I: Dimensionless atomic mass parameter corresponding to laser cooling transition for different elements.

spatial solution for equilibrium atomic density matrix in considered range of light field parameters.

The spatial and momentum steady-state distribution of atoms with $j_g = 1 \rightarrow j_e = 2$ optical transition for $\delta = -40\gamma$, $S = 0.5$ and chromium mass are shown in Fig.1(a) and (b). The Fig.1(c) represents the total population of spatial harmonics of atomic ground-state density matrix integrated over momentum space $R^{(n)} = \int Tr\{\hat{\rho}^{(n)}(p)\} dp$. The zeroth harmonic is equal to 1 that is the normalization condition. As it seen here the population of higher harmonics are rapidly decrease with number n .

IV. RESULTS

In this section we turn our attention to the steady-state spatial distribution of the atoms in the optical potential created by the light field with $lin \perp lin$ configuration. We choose this configuration as a brightest example of the light field with nonuniform polarization. Only light field ellipticity varies in position space while the other parameters (intensity, phase, orientation of polarization vector) stay unchanged. More over, the optical potential created by this field configuration has a period of $\lambda/4$ that makes it very attractive for deposition of atomic structures with high spatial periodicity.

There are several physical parameters that are required to characterize a given laser cooling situation. These are the atomic mass M , the wavelength λ , and the natural line-width γ . In addition, there are two light-field parameters in the low-field limit: detuning δ , and saturation parameter S . It is possible to choose reduced dimensionless units ($\hbar = 1$, $k = 1$, $\gamma = 1$), so that the dimensionless atomic mass \tilde{M} can be defined from relation $\gamma/\omega_R = 2\tilde{M}$ [5]. This is so called a quasiclassical parameter that characterizes an atom's kinetic in a light field. In particular, it describes the rate of kinetic pro-

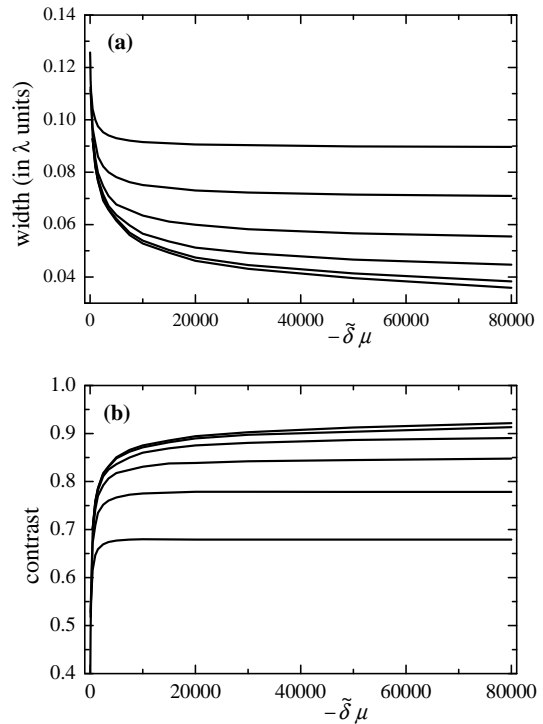


FIG. 2: Spatial FWHM width of localized atomic structures (a), and contrast (b) as function of parameter $\delta\mu$ for different field detuning ($\delta/\gamma = -5, -10, -20, -40, -80, -160$ from top to bottom in (a) and from bottom to top in (b)) in a model of atom with $j_g = 1/2 \rightarrow j_e = 3/2$ optical transition.

cesses and evolution of atomic distribution function in momentum space, thus the typical cooling time is order of $\tau = \omega_R/(\gamma S)$.

We perform an analysis of the effects of atom localization in optical potential. Contrast can be defined as the ratio of spatial distribution modulation depth to its amplitude $C = h/H$ (Fig.1 (a)) as in [1]. As it can be seen directly from (9), there are only two parameters that characterize the stationary solution for an atomic density matrix. This is the detuning, that can be measured in the units of natural line-width $\tilde{\delta} = \delta/\gamma$ and the second one is non-dimensional parameter μ :

$$\mu = S\tilde{M}. \quad (15)$$

This scale parameter makes it possible to implement the results of calculation for the elements with allowed closed dipole optical transition having degeneration over the angular momentum energy levels (table I).

Note, that in the secular approximation [10] the stationary solution is characterized only by the ratio of optical potential depth to recoil energy U_0/ω_R that is proportional to $\tilde{\delta}\mu$ in our notations. Thus we first express

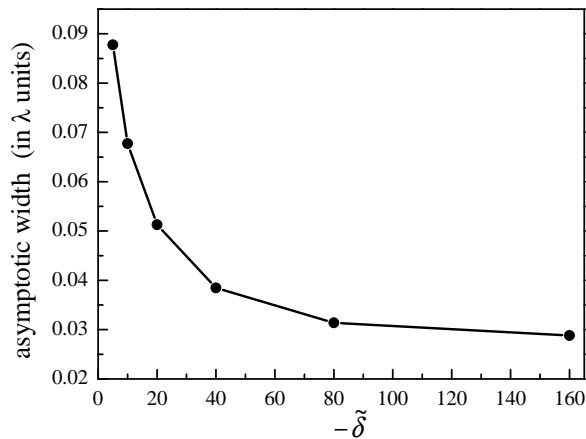


FIG. 3: Asymptotic FWHM width of localized atomic structures as function of light field detuning in a model of atom with $j_g = 1/2 \rightarrow j_e = 3/2$ optical transition.

the results in parameters $\tilde{\delta}$ and $\tilde{\delta}\mu$. As it seen in the Fig. 2 the differences between the curves become more significant with the optical potential depth U_0 increasing, corresponding to out of framework from secular approach. The width of the localized structures and the contrast tends to an asymptotic constant value with increasing of the light field intensity, however that depends on light field detuning. In order to find the asymptotic values for the width we fit curves with an empirical law $w(x) = a + b/\sqrt{1 + cx}$. The results for asymptotic values a are shown in Fig. 3.

The Fig. 4 represents the FWHM width and contrast of the spatial structures as a function of parameter μ at different detunings for the atomic model with $j_g = 1 \rightarrow j_e = 2$ optical transition. The FWHM width of the spatial structures is monotone decrease for a large detuning and parameter μ . In spite of the fact that the equilibrium temperature is growing with the depth of optical potential, the localization of the atoms becomes stronger with growth of these parameters. Additionally the contrast tends towards its maximum value Fig. 4(b). The dashed vertical lines on the Fig.4 underline the limitations of the weak-field theory for different elements from the table I in assumption $S < 0.5$. Note, that this is qualitative assumption. For thorough analysis of the weak-field theory limits the solution of the quantum equation for the total atomic density matrix is required with taking into account excited state population. However, the width and contrast curves Fig.4 have a very strong dependence on μ , thus the localization effects remain rather significant for enough small saturation parameter especially for "heavy" atoms table I.

V. CONCLUSION

We performed the fully quantum analysis of atomic localization obtained by laser cooling in nonuniformly polarized low-intensity light field. Generally, conditions for a deep laser cooling mismatch conditions for strong atomic localization that require deeper optical potential and consequently leads to higher laser cooling temperature. Additionally, in a deep optical potential the secular approximation (1) restricted by relation on light field detuning and the depth of optical potential. In our treatment we had no such limitation allowing a more correctly describe the spatial solution for atomic distribution function including localized and above-barrier motioned atoms. The stationary solution of atoms is a function of the light field detuning δ and the dimensionless parameter μ (15). We analyzed the width and contrast of localized atomic structures as a function of these parameters. We showed that the atomic structure width and contrast have a strong dependence on μ and tend to constant values with an increasing optical potential depth that depends on the light field detuning.

We demonstrated the applicability of laser cooling in far-off detuned deep optical potential, created by a light field with polarization gradient, as a dissipative optical

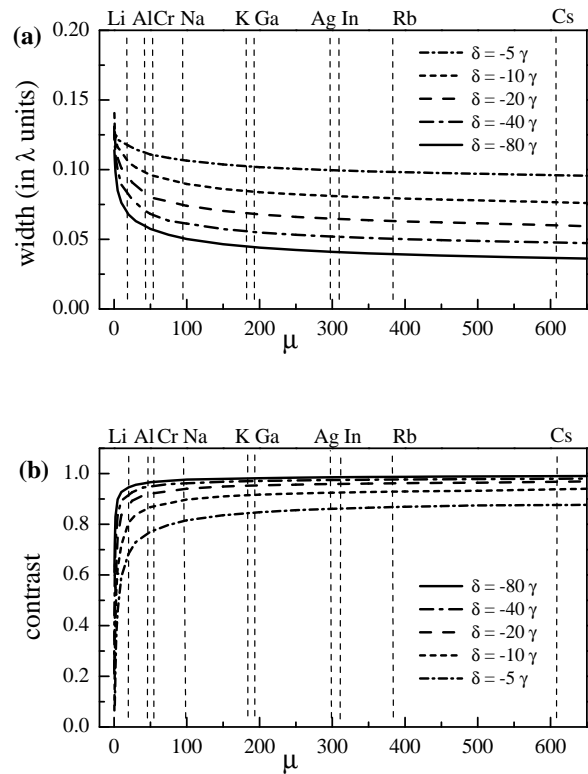


FIG. 4: Spatial FWHM width of localized atomic structures (a), and contrast (b) as function of parameter μ for different field detuning in a model of atom with $j_g = 1 \rightarrow j_e = 2$ optical transition.

mask for the purposes of atom lithography and nanofabrication for generation of spatially localized atomic features with high contrast. This type of the light mask can be an alternative method for creation of spatially localized atomic structures. The remarkable distinction of this method from previous non-dissipative light mask is that the suggested one is not sensitive to any aberration effects. More over, this type of optical mask has no classical analog and can not be described by methods for classical optics. The width and the contrast of localized atomic structures here is determined by atomic energy dissipation mechanisms in the light field. Finally,

we perform analysis of the possible limits for the width and the contrast of localized atomic structures that can in principle be reached by this type of the light mask.

VI. ACKNOWLEDGMENTS

This work was partially supported by RFBR (grants 05-02-17086, 04-02-16488, 05-08-01389) and O.N.P. was supported by the grant MK-1438.2005.2.

-
- [1] D. Meschede and H. Metcalf, J. Phys. D: Appl. Phys. **36** R17-R38, (2003)
 - [2] M.K. Oberthaler and T. Pfau, J. Phys.: Condens. Matter **15**, R233-R255, (2003)
 - [3] J.J. McClelland and M.R. Scheinfein, J. Opt. Soc. Am. B, **8**, 1974, (1991)
 - [4] R. Stutzle, D. Jurgens, A. Habenicht, M.K. Oberthaler, J. Opt. B.: Quantum Semiclass. Opt. **5**, S164, (2003)
 - [5] O.N. Prudnikov and E. Arimondo, J. Opt. B: Quantum Semiclass. Opt. **6**, 336 (2004)
 - [6] A. P. Kazantsev, G. I. Surdutovich, and V. P. Yakovlev, *"The Mechanical Action of Light on Atoms"* (Nauka, Moscow, 1991)
 - [7] D.J. Wineland, Wayne M. Itano, Phys. Rev. A **20**, 1521 (1979)
 - [8] J. Dalibard and C. Cohen-Tannoudji, J. Opt. Soc. Am. B **6**, 2023 (1989).
 - [9] S.M. Yoo and J. Javanainen, Phys. Rev. A **45**, 3071 (1992)
 - [10] Y. Castin and J. Dalibard, Europhys. Lett., **14**, 761-766 (1991)
 - [11] K. Berg-Sorensen, Y. Castin, K. Molmer and J. Dalibard, Europhys. Lett., **22**, 663-668 (1993)
 - [12] J.Guo and P.Berman, Phys. Rev. A **48**, 3225 (1993)
 - [13] Y. Castin, K. Berg-Sorensen, J. Dalibard, and K. Molmer, Phys. Rev. A **50**, 5092 (1994)
 - [14] I.H.Deutsch, J. Grondalski, and P.M. Alsing, Phys. Rev. A **56**, R1705 (1997)
 - [15] M. Gatzke, G. Birkel, P. S. Jessen, A. Kastberg, S. L. Rolston, and W. D. Phillips, Phys. Rev. A **55**, R3987 (1997)
 - [16] S. Marksteiner, R. Walser, P. Marte, P. Zoller, Appl. Phys. B **60**, 145 (1995)
 - [17] P. S. Jessen, C. Gerz, P. D. Lett, W. D. Phillips, S. L. Rolston, R. J. C. Spreeuw, and C. I. Westbrook, Phys. Rev. Lett. **69**, 49 (1992)
 - [18] G. Raithel, G. Birkel, A. Kastberg, W. D. Phillips, and S. L. Rolston, Phys. Rev. Lett. **78**, 630 (1997)
 - [19] H.Risken, *"The Fokker-Plank Equation"*, (Springer, Berlin 1989)
 - [20] S.M. Tan, J. Opt. B:Quantum Semiclass. Opt. **1**, 424 (1999)
 - [21] S.M. Yoo and J. Javanainen, J. Opt. Soc. Am. B **8**, 1341 (1991)