

Long-lived Bloch oscillations with bosonic Sr atoms and application to gravity measurement at micrometer scale

G. Ferrari, N. Poli, F. Sorrentino, and G. M. Tino*

*Dipartimento di Fisica and LENS, Istituto Nazionale Fisica Nucleare,
Istituto Nazionale Fisica della Materia, Polo Scientifico-Universit di Firenze, 50019 Sesto Fiorentino, Italy*

We report on the observation of Bloch oscillations on the unprecedented time scale of several seconds. The experiment is carried out with ultra-cold bosonic strontium-88 loaded into a vertical optical standing wave. The negligible atom-atom elastic cross section and the absence of spin makes ^{88}Sr an almost ideal Bose gas insensitive to typical mechanisms of decoherence due to thermalization and to external stray fields. The small size enables precision measurements of forces at micrometer scale. This is a challenge in physics for studies of surfaces, Casimir effects, and searches for deviations from Newtonian gravity predicted by theories beyond the standard model.

PACS numbers: 03.75.-b, 04.80.-y, 32.80.-t

Quantum devices using ultracold atoms show extraordinary features. Atom interferometry is used for precision inertial sensors [1, 2], to measure fundamental constants [3, 4, 5], and testing relativity [6]. The small size enables precision measurements of forces at micrometer scale. This is a challenge in physics for studies of surfaces, Casimir effects [7], and searches for deviations from Newtonian gravity predicted by theories beyond the standard model [8, 9]. Here we show that using laser-cooled strontium atoms in optical lattices, persistent Bloch oscillations are observed for $t \simeq 10$ s, and gravity is determined with ppm sensitivity on micrometer scale. The insensitivity to stray fields and collisions makes Sr in optical lattices, a candidate also for future clocks [10], a unique sensor for small-scale forces with better performances and reduced complexity compared to proposed schemes using degenerate Bose [11] or Fermi [12] gases. This improves the feasibility of new experiments on gravity in unexplored regions.

The confinement of ultracold atoms in optical lattices, regular structures created by interfering laser beams where the atoms are trapped by the dipole force, provides clean model systems to study condensed-matter physics problems [13]. In particular, Bloch oscillations were predicted for electrons in a periodic crystal potential in presence of a static electric field [14] but could not be observed in natural crystals because of the scattering of electrons by the lattice defects. They were directly observed using atoms in an optical lattice [15].

In our experiment, laser-cooled ^{88}Sr atoms are trapped in a 1-dimensional vertical optical lattice. The combination of the periodic optical potential and the linear gravitational potential gives rise to Bloch oscillations at frequency ν_B given by

$$\nu_B = \frac{mg\lambda_L}{2h}$$

where m is the atomic mass, g is the acceleration of gravity, λ_L is the wavelength of the light producing the lattice, and h is Planck's constant. Since both λ_L and m are well known, the overall force along the lattice axis can be determined by measuring the Bloch frequency ν_B . In order to do a force measurement with given interrogation time, the atomic wavefunction has to undergo a coherent evolution on the same time timescale. The most common effects limiting the coherence time for ultracold atoms are perturbations due to electromagnetic fields and atom-atom interactions. ^{88}Sr is in this respect a good choice because in the ground state it has zero orbital, spin and nuclear angular momentum that makes it insensitive to stray electric and magnetic fields that otherwise need to be shielded. In addition, ^{88}Sr has remarkably small atom-atom interactions [16]; this prevented so far the achievement of Bose-Einstein condensation for this atom [16, 17] but becomes an important feature in experiments where collisions lead to a loss of coherence limiting the measurement time and the potential sensitivity.

The experimental setup used in this work is schematically shown in Fig. 1. The method used to produce ultracold Sr atoms was already described in [18]. The experiment starts with trapping and cooling $\sim 5 \times 10^7$ ^{88}Sr atoms at 3 mK in a magneto-optical trap (MOT) operating on the $^1\text{S}_0$ - $^1\text{P}_1$ blue resonance line at 461 nm. The temperature is then further reduced by a second cooling stage in a red MOT operating on the $^1\text{S}_0$ - $^3\text{P}_1$ narrow transition at 689 nm and finally we obtain $\sim 5 \times 10^5$ atoms at 400 nK. After this preparation phase, that takes about 500 ms, the red MOT is switched off and a one-dimensional optical lattice is switched on adiabatically in 50 μs . The lattice potential is originated by a single-mode frequency-doubled Nd:YVO4 laser ($\lambda_L = 532$ nm) delivering up to 350 mW on the atoms with a beam waist of 200 μm . The beam is vertically aligned and retro-reflected by a mirror producing a standing wave with a period $\lambda_L/2 = 266$ nm. The corresponding photon recoil energy is $E_R = h^2/2m\lambda_L^2 = k_B \times 381$ nK. As expected from band theory [19], the amplitude of the oscillation in momentum space decreases as the lattice depth

*Electronic address: Guglielmo.Tino@fi.infn.it

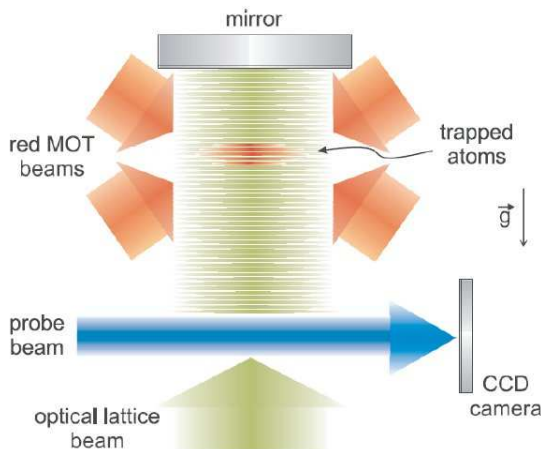


FIG. 1: Simplified scheme of the apparatus used to observe Bloch oscillations and to measure g : Sr atoms are laser cooled and trapped at a temperature of about 400 nK in a red magneto-optical-trap (MOT). The MOT laser beams are then switched-off and the atoms are transferred in a vertical 1-dimensional optical lattice generated by a laser beam retroreflected by a mirror; atoms are confined in series of layers at the maxima of the standing wave by the dipole force. We measure the momentum distribution of the atoms, after the coherent evolution in the potential given by the periodic potential plus gravity, by a time-of-flight measurement, after a free fall of 12 ms, using a resonant probe laser beam and absorption imaging on a CCD camera.

is increased. This suggests that in order to measure the Bloch frequency with maximum contrast the intensity of the lattice laser should be reduced. On the other hand, reducing the intensity results in a loss in the number of trapped atoms because of the smaller radial confinement. For this reason, we used a lattice depth of $10 E_R$. For a lattice potential depth corresponding to $10 E_R$, the trap frequencies are 50 kHz and 30 Hz in the longitudinal and radial direction, respectively. Before being transferred in the optical lattice, the atom cloud in the red MOT has a disk shape with a vertical size of $12 \mu\text{m}$ rms. In the transfer, the vertical extension is preserved and we populate about 100 lattice sites with 2×10^5 atoms with an average spatial density of $\sim 10^{11} \text{ cm}^{-3}$. After letting the atoms evolve in the optical lattice, the lattice is switched off adiabatically and we measure the momentum distribution of the sample by a time-of-flight measurement, after a free fall of 12 ms, using a resonant probe laser beam and absorption imaging on a CCD camera.

Fig. 2 shows time-of-flight images of the atoms recorded for different times of evolution in the optical lattice potential after switching-off the MOT. In the upper part of the frames, the atoms confined in the optical lattice can be seen performing Bloch oscillations due to the combined effect of the periodic and gravitational potential. The average force arising from the photon recoils transferred to the atoms compensates gravity.

The images obtained by absorption imaging, as the

ones shown in Fig. 2, are integrated along the horizontal direction and fitted with the sum of two Gaussian functions. From each image, two quantities are extracted that are reported in Fig. 3 as a function of the evolution time in the lattice: the first is the vertical momentum distribution of the lower peak, that is shown in Fig. 3a. The second is the width of the atomic momentum distribution (i.e. the second momentum of the distribution) which is shown in Fig. 3b. We find that the latter is less sensitive against noise-induced perturbations to the vertical momentum. We observed ~ 4000 Bloch oscillations in a time $t = 7$ s. During this time, about 8000 photon momenta are coherently transferred to the atoms. Oscillations continue for several seconds and the measured damping time of the amplitude is $\tau \sim 12$ s. To our knowledge, the present results for number of Bloch oscillations, duration, and the corresponding number of coherently transferred photon momenta, are by far the highest ever achieved experimentally in any physical system.

From the measured Bloch frequency $\nu_B = 574.568(3)$ Hz we determine the gravity acceleration along the optical lattice $g = 9.80012(5) \text{ ms}^{-2}$. The overall estimated sensitivity is $5 \times 10^{-6} g$ and, neglecting the 500 ms preparation of the atomic sample, we have a sensitivity of $4 \times 10^{-5} g$ at 1 second. We expect that a sensitivity of $10^{-7} g$ can be achieved using a larger number of atoms, and reducing the initial temperature of the sample. Apart from collisional relaxation, which should contribute to decoherence on a minute timescale, the main perturbation to quantum evolution is represented by vibrations of the retro-reflecting mirror [20]. Minor contributions to decoherence may come from the axial momentum dispersion of the lattice at 10^{-6} due to its radial extension.

Fig. 4 illustrates the loss of visibility of the two-component momentum distribution at the Bragg reflection. The persistent visibility of the bimodal distribution on more than 10^4 atoms directly reflects the single atom coherent evolution on seconds timescale, while the reduction in the signal-to-noise ratio is due to the 5 s e^{-1} lifetime of the sample limited essentially by residual background vapor pressure in the MOT chamber. It is worth noting that the 5 s lifetime is not inconsistent with the observed 12 s coherence time: the atoms that collide with the room temperature background vapor are ejected from the μK deep lattice potential and do not contribute to the measured signal.

The micrometric spatial extension of the atomic cloud in the vertical direction, and the possibility to load it into the optical potential at micrometric distance from a surface, makes the scheme we demonstrated particularly suitable for the investigation of forces at small spatial scales. The possibility of investigating the gravitational force at small distances by atomic sensors was proposed in [21], discussed in detail in [22], and preliminarily demonstrated in [23]. Deviations from the Newtonian law are usually described assuming a Yukawa-type potential




FIG. 2: Time-of-flight images of the atoms recorded for different times of evolution in the optical lattice potential after switching-off the MOT. In the upper part of each frame, the atoms confined in the optical lattice perform Bloch oscillations for the combined effect of the periodic and gravitational potential. The average force arising from the photon recoils transferred to the atoms compensates gravity. In the lower part, untrapped atoms fall down freely under the effect of gravity.

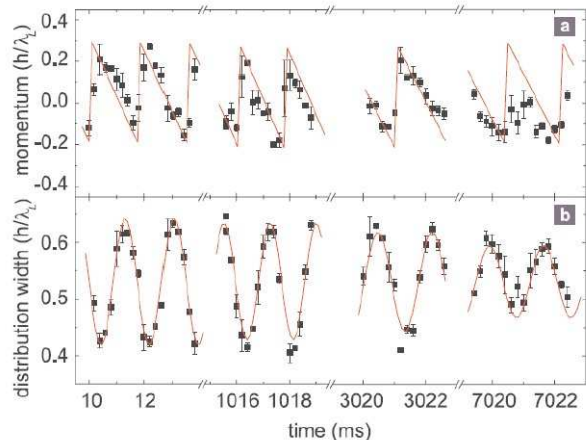


FIG. 3: Bloch oscillation of ^{88}Sr atoms in the vertical 1-dimensional optical lattice under the effect of gravity. Two quantities are extracted from the analysis of the data: The average vertical momentum of the lower peak (a) and the width of the atomic momentum distribution (b). From the fit of the data in b, a Bloch frequency $\nu_B = 574.568(3)$ Hz is obtained with a damping time $\tau \sim 12$ s for the oscillations.

$$V(r) = -G \frac{m_1 m_2}{r} (1 + \alpha e^{-r/\lambda})$$

where G is Newtons gravitational constant, m_1 and m_2 are the masses, r is the distance between them. The parameter α gives the relative strength of departures from Newtonian gravity and λ is its spatial range. Experiments searching for possible deviations have set bounds for the parameters α and λ . Recent results using microcantilever detectors lead to extrapolated limits $\alpha \sim 10^4$ for $\lambda \sim 10 \mu\text{m}$ and for distances $\sim 1 \mu\text{m}$ it was not possible to perform direct experiments so far [8, 9].

The small size and high sensitivity of the atomic probe allows a direct, model-independent measurement at distances of a few μm from the source mass with no need for modeling and extrapolation as in the case of macroscopic probes. This allows to directly access unexplored regions in the $\alpha - \lambda$ plane. Also, in this case quantum objects are used to investigate gravitational interaction.

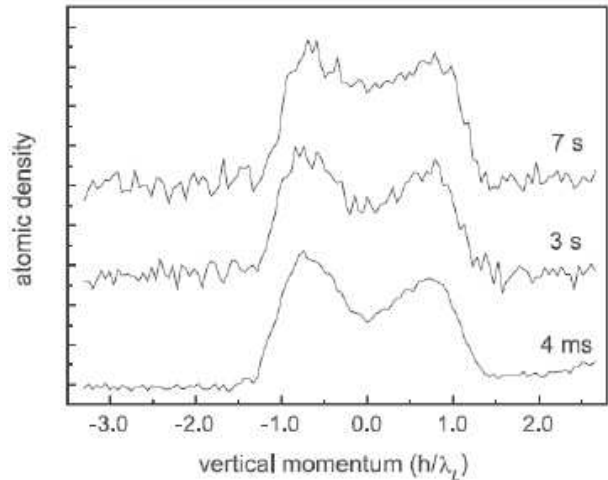


FIG. 4: Vertical momentum distribution of the atoms at the Bragg reflection recorded after an evolution time in the lattice of 4 ms, 3 s, and 7 s. Bloch oscillations can be detected with a good contrast for times as long as 7 s with more than 10^4 atoms. At longer times the signal-to-noise ratio is degraded due to loss of atoms induced by collisions with the background vapor pressure. For a better visibility the vertical scale was rescaled among the three graphs.

Our results indicate that our Sr atoms when brought close to a thin layer can be used as probe for the gravitational field generated by the massive layer[24]. If we consider, in fact, a material of density ρ and thickness d , the added acceleration of gravity in proximity of the source mass is $a = 2\pi G\rho d$ so that when $d \sim 10 \mu\text{m}$ and $\rho \simeq 10 \text{ g/cm}^3$) as for tungsten crystals the resulting acceleration is $a \sim 4 \times 10^{-11} \text{ ms}^{-2}$. Measuring ν_B at a distance $\sim 4 \mu\text{m}$ away from the surface [25] would allow to improve the constraint on α by two orders of magnitude at the corresponding range $\lambda \sim 4 \mu\text{m}$. Spurious non-gravitational effects (Van der Waals, Casimir forces), also present in other experiments, can be reduced by using an electrically conductive screen and performing differential measurements with different source masses placed behind it. Moreover, by repeating the same measure with the 4 stable isotopes (3 bosons, 1 fermion, with atomic mass ranging from 84 to 88), hence modulating the gravity

potential through the probe mass instead of the source mass, we can further discern among gravitational and QED forces.

In conclusion, we observed persistent Bloch oscillations of weak-interacting bosonic Sr atoms in a vertical optical lattice for a time longer than 7 s, with more than 8000 photon momenta coherently transferred to the atoms. In addition to the intrinsic interest of the observed effect, these results can be important for different experiments as, for example, in the measurement of fundamental constants. The small size and high sensitivity of the new atomic sensor are important for the investigation of small spatial-scale forces as in atom-surface interactions, surface-induced decoherence, Casimir-Polder interaction, and for the search of recently predicted deviations from the Newtonian gravitational law at the micrometer scale. Crucially enough, when compared with other proposals using Bose-Einstein condensates and degenerate

Fermi gases as probe, our scheme is not affected by collisional and mean-field degrading effects. This enables us to reach much longer observation times and higher sensitivities. In addition, our atoms are insensitive to stray electric and magnetic fields and an all-optical procedure is used for the cooling and the confinement. The preparation of the ultracold atom sample takes less than 0.5 s, which is negligible with respect to measurement duration, and much faster than the typical tens of seconds needed for a cycle of evaporative and sympathetic cooling when using degenerated gases.

We thank M. Artoni and G. Oppo for a critical reading of the manuscript, G. Saccorotti for the seismic noise measurements, and R. Ballerini, M. De Pas, M. Giuntini, A. Hajeb for technical assistance. G. M. Tino acknowledges stimulating discussions with E. A. Cornell. This work was supported by Istituto Nazionale di Fisica Nucleare, LENS, Ente Cassa di Risparmio di Firenze.

-
- [1] A. Peters, K. Y. Chung, and S. Chu, *Nature* **400**, 849 (1999).
 - [2] T. L. Gustavson, A. Landragin, and M. A. Kasevich, *Class. Quantum Grav.* **17**, 2385 (2000).
 - [3] A. Wicht, J. M. Hensley, E. Sarajlic, and S. Chu, *Physica Scripta* **102**, 82 (2002).
 - [4] P. Cladé, E. de Mirandes, M. Cadoret, S. Guellati-Khélifa, C. Schwob, F. Nez, L. Julien, and F. Biraben, *Phys. Rev. Lett.* **96**, 033001 (2006).
 - [5] J. Stuhler, M. Fattori, T. Petelski, and G. M. Tino, *J. Opt. B: Quantum Semiclass. Opt.* **5**, S75 (2003).
 - [6] S. Fray, C. A. Diez, T. W. Haensch, and M. Weitz, *Phys. Rev. Lett.* **93**, 240404 (2004).
 - [7] M. Antezza, L. P. Pitaevskii, and S. Stringari, *Phys. Rev. Lett.* **95**, 113202 (2005).
 - [8] J. C. Long, H. W. Chan, A. B. Churnside, E. A. Gulbis, M. C. M. Varney, and J. C. Price, *Nature* **421**, 922 (2005).
 - [9] S. J. Smullin, A. A. Geraci, D. M. Weld, J. Chiaverini, S. Holmes, and A. Kapitulnik, *Phys. Rev D* **72**, 122001 (2005).
 - [10] M. Takamoto, F.-L. Hong, R. Higashi, and H. Katori, *Nature* **435**, 321 (2005).
 - [11] B. P. Anderson and M. A. Kasevich, *Science* **282**, 1686 (1998).
 - [12] G. Roati, E. de Mirandes, F. Ferlaino, H. Ott, G. Modugno, and M. Inguscio, *Phys. Rev. Lett.* **92**, 230402 (2004).
 - [13] I. Bloch, *Nat. Phys.* **1**, 253001 (2005, and references therein).
 - [14] F. Bloch, *Z. Phys.* **52**, 555 (1929).
 - [15] M. Raizen, C. Salomon, and Q. Niu, *Physics Today* **50** (1997, and references therein).
 - [16] G. Ferrari, R. E. Drullinger, N. Poli, F. Sorrentino, and G.M. Tino, *Phys. Rev. A* **73**, 23408 (2006).
 - [17] T. Ido, Y. Isoya, and H. Katori, *Phys. Rev. A* **61**, 061403(R) (2000).
 - [18] N. Poli, R. E. Drullinger, G. Ferrari, J. Léonard, F. Sorrentino, and G. M. Tino, *Phys. Rev. A* **71**, 061403(R) (2005).
 - [19] N. Ashcroft and N. Mermin, *Solid State Physics* (Saunders, 1976).
 - [20] Independent measurements with an accelerometer at the level of the retro-reflecting mirror indicate a seismic noise consistent with the observed damping time.
 - [21] G.M. Tino, *High precision gravity measurements by atom interferometry*. In I. Ciufolini, D. Dominici, L. Lusanna eds.: *A Relativistic Spacetime Odyssey - Proceedings of JH Workshop, Firenze, 2001* (World Scientific, 2003). Also, Tino G. M., *Nucl. Phys. B* **113**, 289 (2003).
 - [22] S. Dimopoulos and A. A. Geraci, *Phys. Rev. D* **68**, 124021 (2003).
 - [23] D. M. Harber, J. M. Obrecht, J. M. McGuirk, and E. A. Cornell, *Phys. Rev. A* **72**, 033610 (2005).
 - [24] S. Kuhr, W. Alt, D. Schrader, M. Mueller, V. Gomer, and D. Meschede, *Science* **293**, 278 (2001).
 - [25] I. Carusotto, L. Pitaevskii, S. Stringari, G. Modugno, and M. Inguscio, *Phys. Rev. Lett.* **95**, 093202 (2005).