

Draft for CiSE

Simulation of language competition by physicists

Christian Schulze and Dietrich Stauffer

1 Introduction

Physicists have applied their methods to fields outside physics since a long time: biology, economics, social phenomena, Similar methods sometimes were also applied by experts from the fields, like Stuart Kauffman for genetics and Nobel laureates Harry Markowitz and Thomas Schelling for stock markets and racial segregation, respectively. Thus physicists may re-invent the wheel, with modifications. However, everybody who followed Formula 1 car races knows how important slight modifications of the Bridgestone or Michelin tires are. Biological [1], economic [2] and social [3, 4] applications by physicists were already discussed in earlier issue of this CiSE department. A common property of many of the simulations by physicists is that they deal with individuals (atoms, humans, . . .) since half a century, who may be called “agents” outside physics.

Thus this review summarises a more recent fashion in physics triggered by Abrams and Strogatz [5]: Computer simulation of language competition. The world knows thousands of living languages, from Chinese spoken by 10^9 people to many dying languages with just one surviving speaker. Can we explain this language size distribution n_s , Fig.1, by simple models? Will we soon all speak the same language and its dialects?

First we summarise several models of others, then we present in greater detail variants of our model [8] without asserting that it is always better.

2 Various models

The web site <http://www.isrl.uiuc.edu/amag/langev/> contains about thousand papers on computational linguistics, but mostly on the learning of languages by children or the evolution of human languages out of simpler sounds a million years ago [9]. The more recent development seems triggered by [5] who used differential equations to describe the vanishing of one language due to the dominance of one other language. Figure 2 shows that in their basic

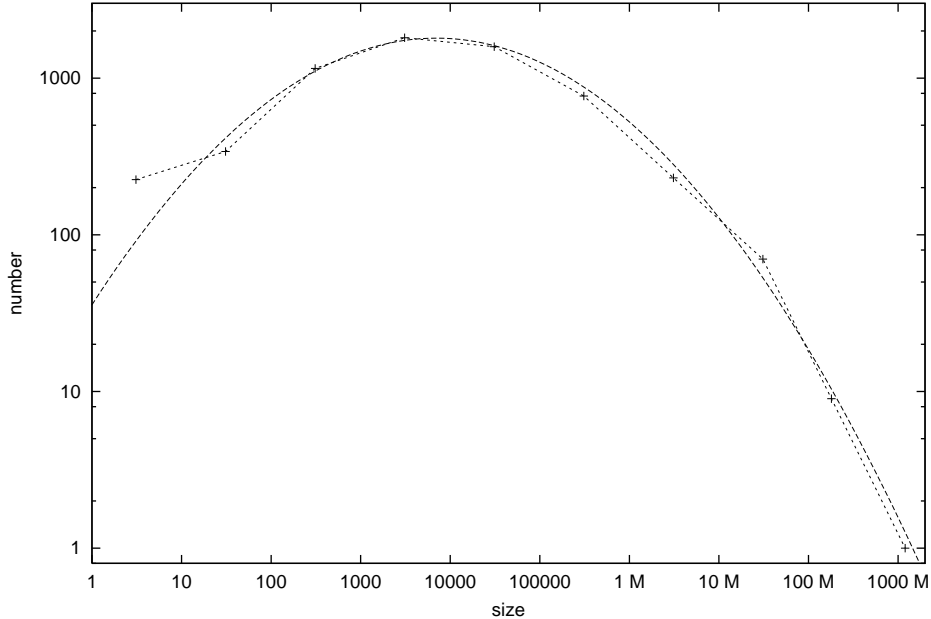


Figure 1: Current size distribution n_s of human languages. This size s is the number of people having one particular language as mother tongue, and we plot the number n_s of such languages versus their s . Most sizes were binned to give better statistics. The parabola indicates a log-normal distribution which fits well except for very small sizes [6, 7].

model the minority language dies out if it does not have a higher social status than the majority language. (The populations are in principle infinite and thus the fractions in the populations are plotted in this Fig.2.) Bilingual people were included into this model later [10], and these differential equations on every site of a large lattice allowed to study the coexistence of the two languages along a rather sharp border [11].

Bit-string models are computationally advantageous, and Kosmidis et al [12] use, for example, 20 bits to describe 20 language features which can be learned or forgotten by an individual. The first 10 bits define one language, the remaining 10 bits another language. In this way, bilinguals (having nearly 20 bits set) and mixture languages like English (having ten randomly selected bits set) can be studied as well as monolingual people (having most of the

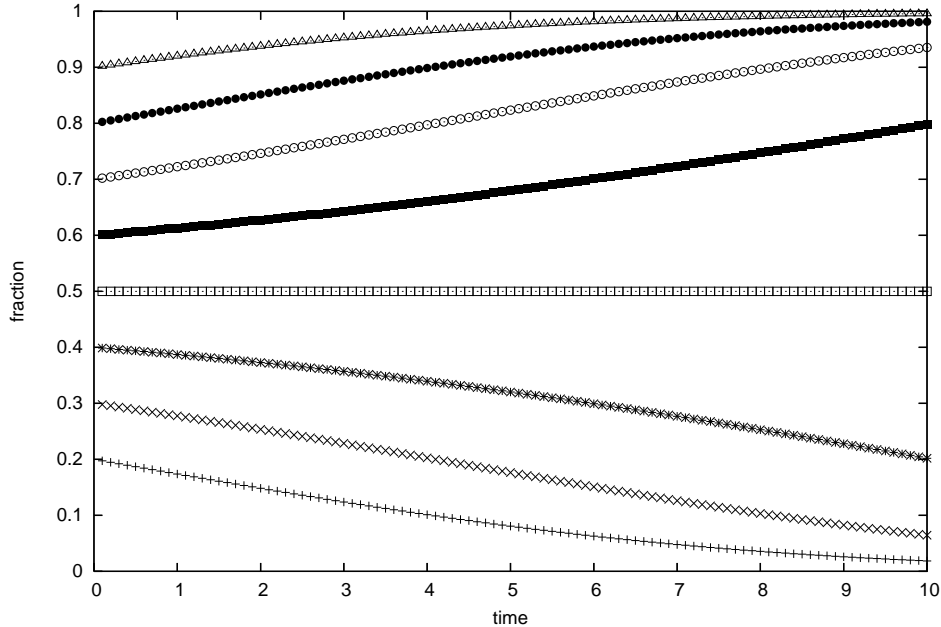


Figure 2: Abrams-Strogatz differential equation for two languages: The initially smaller one faces extinction [5, 7].

first 10 or most of the last 10 bits set.)

Biological ageing was included in [13]; this allowed to take into account that foreign languages should be learned when we are young. This work therefore is a bridge between the language competition reviewed here and the older language learning literature of, for example, [14].

All these simulations studied two or a rather limited number of languages. A string of n bits instead allows for 2^n languages if each different bit-string is interpreted as a different language. A two-byte computer word then corresponds to 16 different important aspects of, say, the grammar of 65536 possible languages [8].

Also [15] simulated numerous languages in a model which allows switching from rare to widespread languages, and could reproduce the empirical fact that the number of different languages, spoken in an area A , varies roughly as $A^{0.4}$. A linguist and a mathematician [16] had languages defined by strings of integer numbers (similar to but earlier than our above version) which then

allow for branching as in biological speciation trees, due to mutations and transfer of numbers.

The above-mentioned model for learning a language [14] may also be interpreted as a model for competition languages of adults. It uses sets of deterministic differential equations and infinite populations, like the two-language model of Abrams and Strogatz [5], but for an arbitrary number of languages. Starting everybody speaking the same language, one may end up with a fragmentation into numerous small languages, due to the natural changes from one generation to the next. And starting instead with many languages of equal size, this situation may become unstable due to these permanent changes and may lead to the dominance of one language spoken by nearly everybody. In the style of statistical physics, the many coefficients of the differential equations describing the rise and the fall of the many languages can be chosen as random instead of making all of them the same [7]. Then Fig.3 shows for the small languages coexisting besides the dominant one a reasonable size distribution n_s . Up to 8000 languages (the current number of human languages) were simulated, with two 8000×8000 matrices for the coefficients. Fig.4 shows not the absolute language sizes but the fractions of people speaking a language.

In between the learning of a language and the competition of languages is the application of the Naming Game [17]: Two randomly selected people meet and try to communicate. The speaker selects an object and retrieves a word for it from the own inventory (or invents a new word). The hearer checks if in the own inventory this object is named by the same word. If yes, both players remove from their inventory all other word-object associations for this object; otherwise the hearer merely adds this association to the own inventory. A sharp transition towards understanding was simulated.

If the aim is the reproduce a language size distribution as in Fig.1, then of all the models reviewed here the one of [15] seems best, since it gave language sizes between one and several millions, and thus is explained now in greater detail. The model describes the colonisation of a continent = square lattice by people who originally speak one language "zero". Each lattice site k has a capability C_k between zero and one, measuring its resources and proportional to the population on that site. Starting from one initial site where language $i = 0$ is spoken, in an otherwise empty lattice, at each time step one randomly selected empty neighbour of an occupied site is occupied, with probability $\propto C_k$. It gets the language of one of its previously occupied neighbours, with a probability increasing with increasing fitness of that neighbour language.

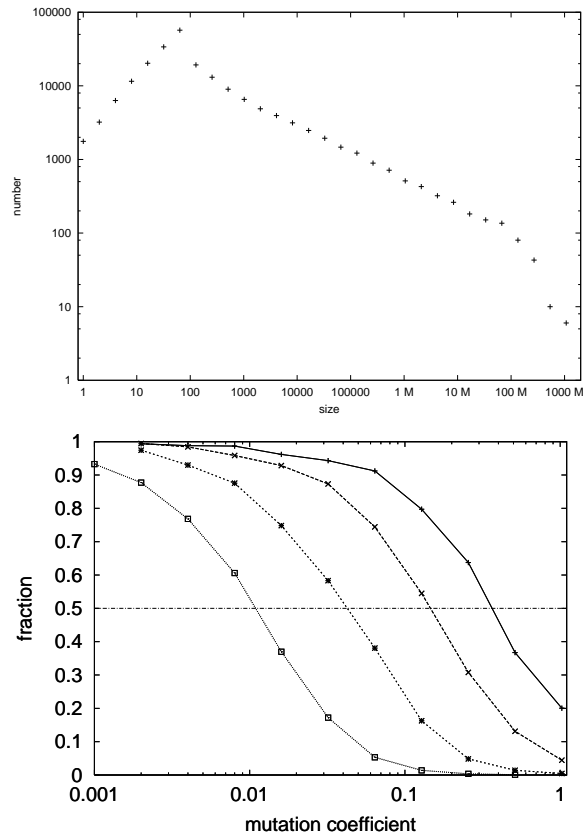


Figure 3: Language size distribution n_s (part a) and fraction of people speaking the most widespread language (part b), for the model of de Oliveira et al [15].

This fitness is for each language the sum of all C_k for sites speaking this language, i.e. proportional to the size of that language.

In order to describe the slow divergence of languages in different regions, such that not everybody in the whole lattice speaks the same language, the languages are mutated with probability $\alpha/\text{fitness}$, where the mutation coefficient α is a free parameter. A mutated language gets an integer index $i = 1, 2, 3, \dots$ not used before for any language. This whole process of propagation and mutation stops when all lattice sites are occupied and the languages are counted. With on average 64 people per site, and thus 10^{10} people per sample, we see in Fig.3a that in many cases the largest language is spoken

by 10^9 people, as in reality for Chinese. Fig.3b shows more systematically the fraction of people speaking the most widespread language, as a function of lattice size and mutation coefficient. We see a smooth transition from domination of one language at small α to fragmentation in many languages at large α , with the crossover point strongly depending on lattice size. (We summed for Fig.3a over ten lattices of size 16384×16384 at a mutation coefficient $\alpha = 0.002$ yielding 20500 languages in each sample. For Fig.3b we averaged over 100 $L \times L$ lattices with $L = 64, 256, 1024$ and 4096 from right to left; $L = 8192$ gave non-monotonic behaviour, not shown.)

3 Our model

This section presents a definition of our model [8] and then selected simulations.

3.1 Definition

A language is assumed to be defined by F variables or features, each of which is an integer between 1 and Q . Thus we can simulate the competition between up to Q^F different languages. In the simplest (bit-string) case we have only binary variables, $Q = 2$. We assume that on every site of a $L \times L$ square lattice sits exactly one person, who interacts with the four nearest lattice neighbours. If the person dies, his/her child takes the place and speaks the same language, apart from minor changes which we call “mutations” as in biology.

The model is based on three probabilities: the mutation probability p , the transfer probability q , and the flight probability r . At each of t iterations, each of the F variables is mutated with probability p to a new value between 1 and Q . This new value is taken randomly with probability $1 - q$, while with probability q it is taken as that of a randomly selected lattice neighbour. Finally each person at every iteration, for each of the F features separately, switches with probability $(1 - x^2)r$ to the language of another person selected randomly from the whole population; here the original language is spoken by a fraction x of all people. In this way our model combines local and global interactions. Thus languages change continuously through p and borrow features from other languages through q , while a small language faces extinction through r because its speakers switch to more widespread

languages.

This version of our model is both simpler and more complicated than our previous versions [8]. It is more complicated since each feature is an integer between 1 and Q , and not just a bit equal to zero or one. For the special case $Q = 2$ this does not matter, and then the present version is simpler since it has a constant population, thus ignoring the possible human history starting with one language for Adam and Eve. But the main result will turn out to be the same: Starting from one language spoken by everybody, we may see a fragmentation into numerous languages, similar to the other biblical story of the Babylonian tower. Whether that happens depends on our probabilities for mutation, transfer and flight (p, q, r).

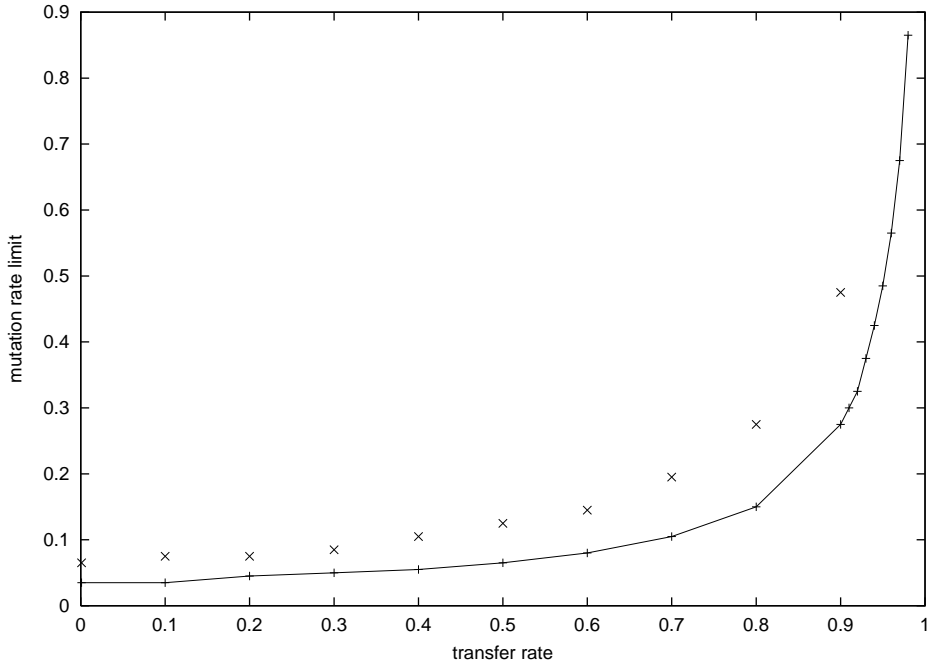


Figure 4: Phase diagram: Dominance in the lower right and fragmentation in the upper left parts. One sample $L = 301$, $F = 8$, $t = 300$. The thresholds are about the same for $Q = 2, 3, 5$ and are shown by plus signs connected with lines. The single \times signs refer to $Q = 10$, $F = 4$, $L = 1001$ and agree with those for $Q = 3$, $F = 4$, $L = 301$.

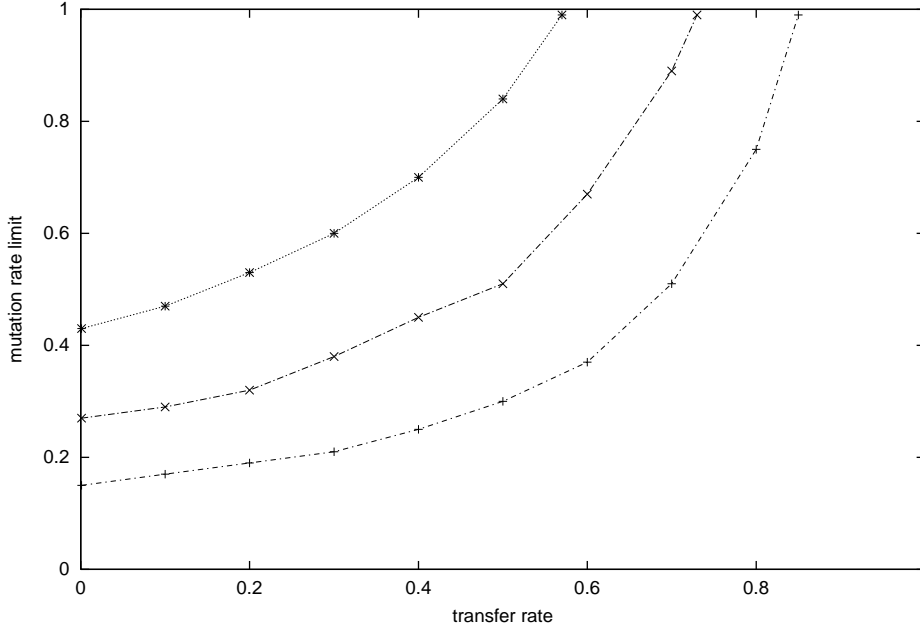


Figure 5: As Fig.4 but with single features instead of whole languages switched. One sample $L = 1001$, $F = 8$, $t = 300$; $Q = 2, 3, 5$ from bottom to top.

3.2 Results

Starting with all variables the same, near $Q/2$, we first count how many variables have which value. For small p and large q we found that even after hundreds of iterations nearly all variables still have their initial values, i.e. the initial language dominates in the population. For large p and small q instead also other values were found in large numbers, and the population is fragmented into many languages. Figure 4 shows the phase diagram in the p - q -plane, with dominance everywhere except in the upper left corner; for $Q = 2, 3$ and 5 the results roughly agree at $F = 8$, and also at $F = 4$ we get the same curve for $Q = 3$ and 10 : F is more important than Q . In Fig.5 the switching probability proportional to r is defined instead by the size of one feature only, and only this feature and not the whole language is switched; now Q is more important.

To get a reasonable size distribution n_s of the shape shown in Fig.1, we

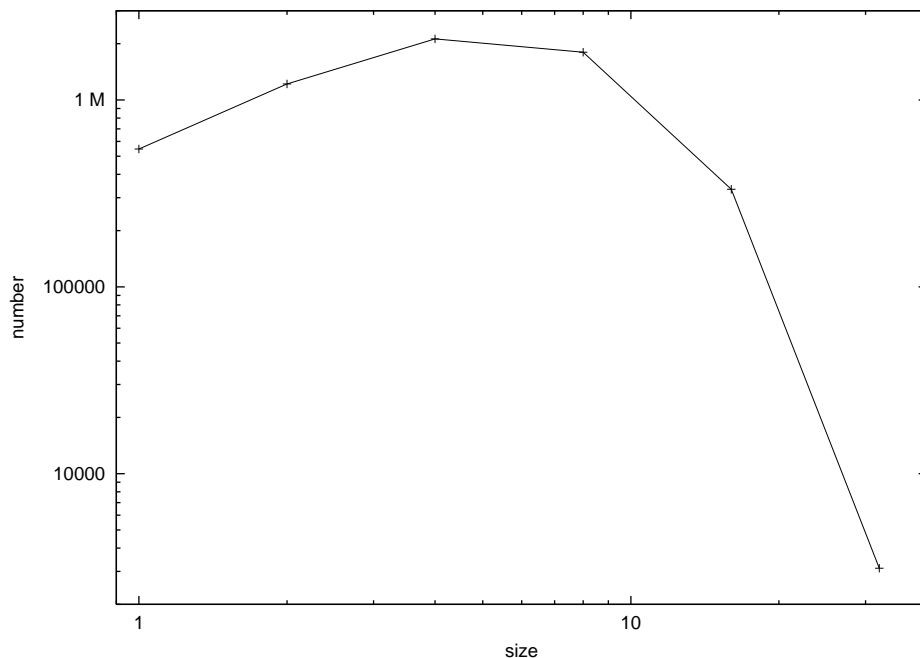


Figure 6: Distribution n_s of language sizes, summed from 1000 lattices with $L = 201$, at $F = 8$, $Q = 3$, $t = 300$, $p = q = 1/2$.

summed over several lattices and found Fig.6: As in Fig.1 we see a somewhat asymmetric parabola on this log-log plot, indicating a log-normal distribution with enhanced small languages. While the shape is good, the absolute sizes are far too small. In Fig.3a the absolute sizes were nice but the shape was not rounded enough. Well, you cannot have everything in life.

Our model was continued and improved in [18] who determined the Hamming distance between the languages, which is the number of bits which differ in a position-by-position comparison of two bit-strings. They then make the switching from one language to another depending on the Hamming distance; thus they took into account that for a Portuguese it is easier to learn Spanish than Chinese.

4 Summary

We see that lots of recent models have been invented, quite independently, at different places in the world. Basically, they can be divided into those describing two or only few languages, and those who define different languages by different bit-strings or generalisations and thus allow for numerous possible languages. In the latter case, not necessarily the final status will be dominance of one language. Not all these approaches could give results like the empirical facts in Fig.1; there is lots of work to be done.

5 Appendix

This Fortran 77 program simulates the model of Viviane de Oliveira et al [15] in a memory-saving form. The capacities C_k (= populations of site k) are randomly fixed integers between 1 and 127, and the $limit_k$, randomly fixed between 1 and 2047, are the upper limits for the fitness $f_k = \sum_k c_k/128$. The *number* different languages are distinguished by an index $lang = 1, 2, \dots, number$ and are spoken by $icount(lang)$ people. The language size distribution ns (non-cumulative) is calculated by binning the sizes in powers of two. The random integers ibm vary between -2^{63} and $+2^{63}$. We follow the Gerling criterion that published programs should not contain more lines than authors have years in their life. Questions should be sent to stauffer@thp.uni-koeln.de.

```
parameter(L=1024,L2=L*L,L0=1-L,L3=L2+L,L4=25*L+1000,L5=32767)
c language colonization of de Oliveira, Gomes and Tsang, Physica A
dimension neighb(0:3),isite(L0:L3),list(L4),lang(L2),c(L2),f(L5),
1 ns(0:35),icount(L5),limit(L2)
integer*8 ibm,mult
integer*2 lang,limit
byte isite, c
data max/2000000000/,iseed/1/,alpha/0.001/,ns/36*0/
print *, '# ', max, L, iseed, alpha
mult=13**7
mult=mult*13**6
ibm=2*iseed-1
factor=(0.25d0/2147483648.0d0)/2147483648.0d0
fac=1.0/128.0
```

```

neighb(0)= 1
neighb(1)=-1
neighb(2)= L
neighb(3)=-L
do 10 j=2,L5
  icount(j)=0
10  f(j)=0.0
  do 6 j=L0,L3
    if(j.le.0.or.j.gt.L2) goto 6
    lang(j)=0
9    ibm=ibm*16807
    c(j)=ishft(ibm,-57)
    if(c(j).eq.0) goto 9
    ibm=ibm*mult
    limit(j)=1+ishft(ibm,-53)
6    isite(j)=0
    j=L2/2+1
    isite(j)=1
    isite(j+1)=2
    isite(j-1)=2
    isite(j+L)=2
    isite(j-L)=2
    list(1)=j+1
    list(2)=j-1
    list(3)=j+L
    list(4)=j-L
    isurf=4
    nempty=L2-5
    number=1
    lang(j)=1
    icount(1)=1
    f(1)=c(j)*fac
c  surface=2, occupied=1, empty=0
c  end of initialisation, start of growth
do 1 itime=1,max
  ibm=ibm*16807
  index=1.0+(0.5+factor*ibm)*isurf
  j=list(index)
  if(itime.eq.(itime/50000)*50000)print*,itime,number,isurf,nempty
  ibm=ibm*mult

```

```

if(0.5+factor*ibm .ge. c(j)*fac) goto 1
list(index)=list(isurf)
isurf=isurf-1
isite(j)=1
c now select language from random neighbour; prob. propto fitness
fsum=0
do 5 idir=0,3
5 if(isite(j+neighb(idir)).eq.1) fsum=fsum+f(lang(j+neighb(idir)))
3 ibm=ibm*16807
idir=ishft(ibm,-62)
i=j+neighb(idir)
if(isite(i).ne.1) goto 3
ibm=ibm*mult
if(0.5+factor*ibm .ge. f(lang(i))/fsum) goto 3
lang(j)=lang(i)
f(lang(j))=min(limit(j), f(lang(j)) + c(j)*fac)
c now come mutations inversely proportional to fitness f
ibm=ibm*16807
if(0.5+factor*ibm .lt. alpha/f(lang(j)) ) then
    number=number+1
    if(number.gt.L5) stop 8
    lang(j)=number
    f(lang(j))= c(j)*fac
end if
icount(lang(j))=icount(lang(j)) + c(j)
if(isurf.eq.0) goto 8
c now determine new surface sites as usual in Eden model
do 2 idir=0,3
    i=j+neighb(idir)
    if(i.le.0.or.i.gt.L2) goto 2
    if(isite(i).ge.1) goto 2
    isurf=isurf+1
    if(isurf.gt.L4) stop 9
    nempty=nempty-1
    list(isurf)=i
    isite(i)=2
2 continue
1 continue
8 continue
if(L.eq.79) print 7, lang

```

```

7   format(1x,79i1)
   print *, L, number, itime
   do 11 k=1,number
       j=alog(float(icount(k)))/0.69314
11   ns(j)=ns(j)+1
   do 12 j=0,35
12   if(ns(j).gt.0) print *, 2**j, ns(j)
   stop
   end

```

References

- [1] S. Moss de Oliveira, J.S. Sá Martins, P.M.C. de Oliveira, K. Luz-Burgoa, A. Ticona, and T.J.P. Penna, The Penna Model for Biological Aging and Speciation, *Computing in Science and Engineering*, vol. 6, No. 3, 2004, pp.74-81.
- [2] I. N. Athanasiadis and P. A. Mitkas, Social Influence and Water Consumption, *Computing in Science and Engineering* vol. 7, No. 1 (2005) pp.65-70.
- [3] D. Stauffer, Sociophysics Simulations, *Computing in Science and Engineering*, vol. 5, No. 3, 2003, pp.71-77.
- [4] M. San Miguel, V. M. Eguiluz, and Raul Toral, Binary and Multivariate Stochastic Models of Consensus Formation, *Computing in Science and Engineering*, vol. 7, No. 6, 2005, pp.67-73.
- [5] D.M. Abrams and S.H. Strogatz, Modelling the Dynamics of Language Death, *Nature* vol. 424, No. 6951, 2003, p.900.
- [6] W.J. Sutherland, Parallel Extinction Risk and Global Distribution of Languages and Species, *Nature* vol. 423, No. 6937, 2003, pp. 276-279.
- [7] D. Stauffer, S. Moss de Oliveira, P.M.C. de Oliveira, J.S. Sa Martins, *Biology, Sociology, Geology by Computational Physicists*, Elsevier, Amsterdam 2006 in press.

- [8] C. Schulze and D. Stauffer, Monte Carlo Simulation of the Rise and the Fall of Languages, *Int. J. Mod. Phys. C* 16, No.5, 2005, pp.781-788; Microscopic and Macroscopic Simulation of Competition between Languages, *Physics of Life Reviews* vol. 2, No. 2, 2005, pp.89-116; Sociophysics Simulations I: Language Competition, *AIP Conference Proceedings* vol. 779, 2005, 49-55. (no issue number)
- [9] H. Brighton, K. Smith and S. Kirby, Language as an Evolutionary System, *Physics of Life Reviews* vol. 2, No. 3, 2005, pp.177-226; P. Culicover and A. Nowak, *Dynamical Grammar*, Oxford University Press, Oxford 2003; A. Cangelosi and D. Parisi, eds., *Simulating the Evolution of Language*, Springer, New York 2002.
- [10] J.Mira and A. Paredes, Interlinguistic Simulation and Language Death Dynamics, *Europhys. Lett.* vol. 69, No. 6, 2005, pp. 1031-1034.
- [11] M. Patriarca and T. Leppanen, Modeling Language Competition, *Physica A*, vol. 338, No. 1-2, 2004, pp.296-199.
- [12] K. Kosmidis, J.M. Halley and P. Argyrakis, Language Evolution and Population Dynamics in a System of Two Interacting Species, *Physica A*, vol. 353, issue 1-4, 595-612; K.Kosmidis, A. Kalampokis and P.Argyrakis, Statistical Mechanical Approach to Human Language, physics/0510019 in arXiv.org to be published in *Physica A*.
- [13] V. Schwammle, Simulation for Competition of Languages with an Ageing Sexual Population, *Int. J. Mod. Phys. C* vol. 16, No. 10, 2005, 1519-1526; Phase Transition in a Sexual Age-Structured Model of Learning Foreign Languages, *ibidem* 17, No. 3, 2006, in press.
- [14] M.A. Nowak, N.L. Komarova and P. Niyogi, Computational and Evolutionary Aspects of Language, *Nature* vol. 417, No. 6889, 2002, 611-616.
- [15] V.M. de Oliveira, M.A.F. Gomes and I.R. Tsang, Theoretical Model for the Evolution of the Linguistic Diversity, *Physica A*, vol.3??, No. ???, 2006, in press; V.M. de Oliveira, P.R.A. Campos, M.A.F. Gomes and I.R. Tsang, Bounded Fitness Landscapes and the Evolution of the Linguistic Diversity, e-print physics 0510249.

- [16] W.S.Y. Wang and J.W. Minett, Vertical and Horizontal Transmission in Language Evolution. *Trans. Philological Soc.* vol. 103, No. 2, 2005, pp.121-146.
- [17] A. Baronchelli, M. Felici, E. Caglioti, V. Loreto, L. Steels, Sharp Transition towards Vocabularies in Multi-Agent Systems, physics/0509075 at arXiv.org.
- [18] T. Tesileanu and H. Meyer-Ortmanns, Competition of Languages and their Hamming Distance, *Int. J. Mod. Phys. C* vol. 17, No. 3, 2006, in press.