

Scattering parameters for cold Li-Rb and Na-Rb collisions derived from variable phase theory

H. Ouerdane and M.J. Jamieson*

Department of Computing Science, University of Glasgow, 17 Lilybank Gardens, Glasgow G12 8QQ, UK

We show how the scattering phase shift, the s-wave scattering length and the p-wave scattering volume can be obtained from Riccati equations derived in variable phase theory. We find general expressions that provide upper and lower bounds for the scattering length and the scattering volume. We show how, in the framework of the variable phase method, Levinson's theorem yields the number of bound states supported by a potential. We report new results from a study of the heteronuclear alkali dimers NaRb and LiRb. We consider *ab initio* molecular potentials for the $X^1\Sigma^+$ and $a^3\Sigma^+$ states of both dimers and compare and discuss results obtained from experimentally based $X^1\Sigma^+$ and $a^3\Sigma^+$ potentials of NaRb. We explore the mass dependence of the scattering data by considering all isotopomers and we calculate the numbers of bound states supported by the molecular potentials for each isotopomer.

PACS numbers: 03.65.Nk, 34.10.+x, 34.20.Cf

I. INTRODUCTION

The study of the properties of ultra-cold trapped ensembles of atoms requires a description of very slow atomic collisions. The scattering length is a crucial quantity in the study of Bose-Einstein condensation. While there has been much interest in the behaviour of ultra-cold monatomic alkali gases, recent successes in the production of Bose-Fermi ensembles of various heteronuclear alkali dimers [1, 2, 3] and dual species Bose-Einstein condensates [4] have created further interest in studies of binary mixtures. Scattering of heteronuclear atoms at ultra-low temperature is characterised by the s-wave scattering length, a_s , the effective range, R_{eff} , and the p-wave scattering volume, a_p , the contributions from higher angular momenta being negligible at very low energy [5, 6, 7, 8, 9]. There is a need for the values of the scattering lengths and scattering volumes.

In this paper we make use of the variable phase approach to potential scattering [10] to calculate the scattering data a_s and a_p . This method is convenient and to some extent superior to the traditional calculation of phase shifts. It is advantageous compared to the usual calculations of the solutions of a second-order linear differential equation, the radial Schrödinger equation, that are matched to combinations of asymptotic solutions at large atomic separations, R . In the variable phase method one solves a first-order nonlinear differential equation, the phase equation, of the Riccati type, whose solution in the asymptotic region provides the phase shift *directly*. As we show below, the phase equation is simple to manipulate in deriving properties of the scattering.

We have shown how to use the variable phase method to compute the s-wave scattering length of a pair of col-

liding atoms [11]. We derived corrections arising from the long range interaction, accurate to at least first order in the interaction strength, and we provided upper and lower bounds to the scattering length. Use of the corrections significantly accelerates the convergence, as $R \rightarrow \infty$, to the desired scattering length, a , of a quantity $a(R)$ that is the scattering length *accumulated* at separation R . Here we extend our previous work to any angular momentum. Our analysis is consistent with the extension of the technique introduced for s-waves by Marinescu [12]. While we suggest that the Riccati equation be solved directly, our corrections can also be applied to scattering parameters obtained from explicit computation of the wavefunction.

The variable phase method was demonstrated for s-waves [11] for the model potential described in reference [13]. Here we compute the s-wave scattering lengths and p-wave scattering volumes for the heteronuclear dimers NaRb and LiRb. We use *ab initio* molecular potentials for the two states $X^1\Sigma^+$ and $a^3\Sigma^+$ [14], as well as the latest $X^1\Sigma^+$ and $a^3\Sigma^+$ NaRb potentials based on experimental data [15, 16]. A difficult problem in the accurate determination of the scattering length arises from the quality of the interatomic potential. If the potential is not accurately known then it is possible that, within its error bounds, it supports a zero-energy bound state which makes the computed scattering length extremely sensitive to any change in the potential. Our results, obtained with the above potentials, are compared to other recent calculations [17].

We calculate the number of bound states supported by those potentials using the simplest formulation of Levinson's theorem [10, 18], linking the scattering phase shift, $\delta_{k,l}$, to the number of bound states, N_b , via $N_b\pi = \delta_{k,l}|_{k=0}$ where k is the wavenumber of the relative motion. The scattering phase shift may be computed from the phase equation of variable phase theory with no mod $[\pi]$ ambiguity.

This paper is organised as follows. In section 2 we present our mathematical model, recall results from vari-

*Electronic address: mjj@dcs.gla.ac.uk

able phase theory [10, 19], give detail of our derivations and show that our results may also be derived by the method of Marinescu [12]. In section 3 we discuss the construction of the molecular potentials [14, 15, 16] and our results which we tabulate for all relevant isotopomers.

II. MATHEMATICAL MODEL

A. The phase equation

The traditional method to compute the scattering phase shift, $\delta_{k,l}$, where the angular momentum in terms of the rationalised Planck's constant \hbar is $l\hbar$, needs the solution of the Schrödinger equation at large separation. In the variable phase approach [10] the phase shift is obtained directly from the accumulated phase, $\delta_{k,l}(R)$ [10]. The accumulated s-wave phase satisfies the equation

$$\frac{d}{dR} \delta_{k,0}(R) = -k^{-1}V(R) \sin^2 [kR + \delta_{k,0}(R)], \quad (1)$$

where $V(R) = 2\mu\mathcal{V}(R)/\hbar^2$, $\mathcal{V}(R)$ being the interaction potential and μ the reduced mass. The phase shift is the limit of the accumulated phase as $R \rightarrow \infty$; it suffers no $\text{mod}[\pi]$ ambiguity.

B. Low-energy scattering

At angular momentum $l\hbar$ the tangent of the phase $\delta_{k,l}(r)$ can be expressed in effective range theory by [10, 19, 20]

$$\tan \delta_{k,l}(R) = -k^{2l+1} [a_l(R) + k^2 b_l(R) + \mathcal{O}(k^4)], \quad (2)$$

in which the coefficients $a_l(R)$ satisfy the differential equation of Riccati type

$$\frac{d}{dR} a_l(R) = \left[\alpha_l^{(+)} R^{l+1} - \alpha_l^{(-)} R^{-l} a_l(R) \right]^2 V(R) \quad (3)$$

where the coefficients $\alpha_l^{(+)}$ and $\alpha_l^{(-)}$ denote $1/(2l+1)!!$ and $(2l-1)!!$ respectively where $(n+2)!! = (n+2)n!!$ with $0!! = 1 = 1!!$. The accumulated phase, $\delta_{k,l}(R)$, is the phase shift that would be determined for a potential truncated at finite separation, R , and hence Eq. (2), which applies strictly for scattering by a short range potential, is valid.

We are interested in the coefficients $a_l(R)$. For $l=0$ and $l=1$, and $R \rightarrow \infty$, these coefficients are the s-wave scattering length, a_s , and the p-wave scattering volume, a_p , respectively. Similar equations can be found for $b_l(R)$. In the asymptotic region the coefficient $b_0(R)$ is related to the effective range, R_{eff} , via $b_0(\infty) = a_s^2 R_{\text{eff}}/2$. Unfortunately the equation satisfied by $b_0(R)$, which is

coupled to Eq. (3) with $l=0$, is not amenable to numerical solution because of the poles that it contains; the variable phase method is not suitable for numerical calculation of the effective range but it can be used to find long range corrections to it.

C. Corrections to the calculated scattering parameters

The function $a_l(R)$ converges rather slowly with increasing separation, R . We need the value at infinite interatomic separation, $a_l(\infty)$. In practice we must stop the numerical calculation of the solution of Eq. (3) at a finite value, R_c , of R . Computation time and accumulated truncation error can be large because R_c must be chosen to be sufficiently large that the long range part of the interatomic potential has negligible effect at separations greater than R_c . Adopting the same analysis as in our previous work [11] we extend our calculations to any value of the angular momentum $l\hbar$ and show how the Riccati equation, Eq. (3), can be used to derive corrections to be applied to the calculated scattering parameters, that compensate for stopping the calculation at the finite distance R_c .

We need the contribution of the long range interaction over the range $[R_c, \infty]$. The presentation is simpler in terms of dimensionless quantities. With the substitution

$$\tilde{a}_l(R) = a_l(R)/B_l R_c^{2l+1} \quad (4)$$

where $B_l = \alpha_l^{(+)} / \alpha_l^{(-)}$ and the change of variable

$$Z = (R/R_c)^{2l+1} \quad (5)$$

Eq. (3) becomes

$$\frac{d}{dR} \tilde{a}_l = (Z - \tilde{a}_l)^2 F_l(Z), \quad (6)$$

where

$$F_l(Z) = \frac{[R(Z)]^2 V(R)}{(2l+1)^2 Z^2}. \quad (7)$$

Eq. (6) has the same form as Eq. (3) of Ref. [11] with $F_l(Z)$ in place of $V(R)$. Hence, from Ref. [11], we find that for an attractive dispersion potential and sufficiently large R_c , upper and effective lower bounds, $\tilde{a}_l^{(U)}$ and $\tilde{a}_l^{(L)}$ respectively, are given by

$$\tilde{a}_l^{(U)} = \tilde{a}_{l,c} - (1 - \tilde{a}_{l,c})^2 W_{l,c} + 2(1 - \tilde{a}_{l,c}) X_{l,c} - 2Y_{l,c}, \quad (8)$$

and

$$\tilde{a}_l^{(L)} = \tilde{a}_{l,c} + \frac{-(1 - \tilde{a}_{l,c})^2 W_{l,c} + 2(1 - \tilde{a}_{l,c}) X_{l,c} - 2Y_{l,c}}{1 + X_{l,c} - (1 - \tilde{a}_{l,c}) W_{l,c}}, \quad (9)$$

where

$$W_l(Z) = \int^Z F_l(Z) dZ, \quad (10)$$

$$X_l(Z) = \int^Z W_l(Z) dZ, \quad (11)$$

and

$$Y_l(Z) = \int^Z X_l(Z) dZ, \quad (12)$$

with the subscript c denoting quantities evaluated at $R = R_c$ or $Z = 1$. Furthermore $\tilde{a}_{l,c}$ is an upper bound.

Expressions in Eqs. (7), (10), (11) and (12) are inconvenient for computation and, changing the variable of integration back to R , we find

$$W_l(Z) = \frac{1}{2l+1} R_c^{2l+1} \int^R R^{-2l} V(R) dR, \quad (13)$$

$$X_l(Z) = (2l+1) R_c^{-2l-1} \int^R R^{2l} W_l(R) dR, \quad (14)$$

and

$$Y_l(Z) = (2l+1) R_c^{-2l-1} \int^R R^{2l} X_l(R) dR. \quad (15)$$

Eqs. (8), (9), (13), (14) and (15) can be used to determine the scaled upper and lower bounds and the scaling removed, if necessary, by Eq. (4).

Equation (9) can also be determined by extending the method of Marinescu [12] to higher angular momenta. The radial Schrödinger equation is, at zero energy,

$$\frac{d^2}{dR^2} y_l(R) - \frac{l(l+1)}{R^2} y_l(R) - V(R) y_l(R) = 0. \quad (16)$$

The regular and irregular solutions of Eq. (16), to first order in the potential strength, are

$$u_l(R) = u_l^{(0)}(R) [1 + B_l R_c^{2l+1} X_l(R)] - 2v_l^{(0)}(R) B_l R_c^{2l+1} Y_l(R), \quad (17)$$

and

$$v_l(R) = v_l^{(0)}(R) [1 + B_l R_c^{2l+1} X_l(R)], \quad (18)$$

where $u_l^{(0)}(R) = \alpha_l^{(+)} R^{l+1}$ and $v_l^{(0)}(R) = \alpha_l^{(-)} R^{-l}$ are the regular and irregular solutions of Eq. (16) in the absence of the potential. Let $y_{l,c}$ be the solution of Eq. (16) at $R = R_c$. The scattering parameter, $a_{l,c}$, is given by

$$a_{l,c} = \frac{y_{l,c} u_{l,c}^{(0)'} - y_{l,c}' u_{l,c}^{(0)}}{y_{l,c} v_{l,c}^{(0)'} - y_{l,c}' v_{l,c}^{(0)}}, \quad (19)$$

and the scattering length, $a_l^{(1)}$, to at least first order in the potential strength is given by

$$a_l^{(1)} = \frac{y_{l,c} u_{l,c}' - y_{l,c}' u_{l,c}}{y_{l,c} v_{l,c}' - y_{l,c}' v_{l,c}}, \quad (20)$$

where the prime denotes the first derivative with respect to R . From Eqs. (17)-(20) we find that the scaled quantity $a_l^{(1)}/B_l R_c^{2l+1}$ can be identified with $a_l^{(L)}$ of Eq. (9).

D. Inverse power potential

For the attractive inverse power potential

$$\mathcal{V}(R) = -C_n R^{-n}, \quad (21)$$

there are restrictions on n and l ; $R^{(2l+1)-(n-2)}$ must vanish as $R \rightarrow \infty$. We find the lower bound

$$\tilde{a}_l^{(L)} = \tilde{a}_{l,c} - \frac{\frac{(\tilde{\alpha}_n)^{n-2}}{2l+1} \left[\frac{1}{(n-2) - (2l+1)} - \frac{2\tilde{a}_{l,c}}{n-2} + \frac{\tilde{a}_{l,c}^2}{(n-2) + (2l+1)} \right]}{1 - \frac{(\tilde{\alpha}_n)^{n-2}}{2l+1} \left[\frac{1}{n-2} - \frac{\tilde{a}_{l,c}}{(n-2) + (2l+1)} \right]}, \quad (22)$$

where $\tilde{\alpha}_n$ is the dimensionless quantity $(2\mu C_n/\hbar^2)^{1/(n-2)} R_c^{-1}$, and the correction that gives the upper bound, $\tilde{a}_l^{(U)}$, is the numerator part of the correction in Eq. (22). The correction in the form of the numerator of Eq. (22) was derived in a different way by Szmytkowski [21] (whose scattering length is $B_l^{-1} \times a_l(\infty)$).

There are remaining corrections $\tilde{\mathcal{E}}^{(L)}$ and $\tilde{\mathcal{E}}^{(U)}$ to be made to $\tilde{a}_l^{(L)}$ and $\tilde{a}_l^{(U)}$. They can be derived from Eqs. (20) and (24) of Ref. [11]; as noted in Ref. [11] there are terms of third order in the potential strength to be added to the expression in Eq (22). The upper bound, Eq. (8), is correct to first order in the potential strength while the lower bound, Eq. (9), includes some second order terms; both need second and higher order corrections. For the potential of Eq. (21) the ratio of the upper and lower correction is given to first order asymptotically as $R \rightarrow \infty$ by

$$\rho = \mathcal{E}^{(U)}/\mathcal{E}^{(L)} = 2 \left(1 - \frac{n-2}{2l+1} \right), \quad (23)$$

from which we can find an improved approximation

$$\tilde{a}_l^{(I)} = \frac{\rho a_l^{(L)} - a_l^{(U)}}{\rho - 1}. \quad (24)$$

E. P-wave scattering

For $l = 1$ Eq. (3) is

$$\frac{d}{dR} a_1(R) = \left[\frac{R^3}{3} - a_1(R) \right]^2 R^{-2} V(R). \quad (25)$$

whose solution, $a_1(R)$, at infinite separation is the p-wave scattering volume.

The improved approximation is, from eq. (24),

$$a_1^{(I)} = \frac{3a_1^{(U)} + (2n-5)a_1^{(L)}}{2n-2}. \quad (26)$$

S-waves are discussed in Ref. [11].

F. Numerical method

Direct finite difference methods cannot be used to solve Eq. (3) because the solution contains poles that correspond to the bound states supported by the potential. The equation can be solved by the log-derivative method [22, 23, 24] or by changing the variables. Substituting

$$a(R) = \tan[\theta(R)], \quad (27)$$

and

$$R = \tan[\phi(R)], \quad (28)$$

in Eq. (3) we obtain

$$\frac{d\theta(\phi)}{d\phi} = \frac{\cos^2(\theta)}{\sin^2(\phi)} \left[\frac{\tan^3(\phi)}{3} - \tan(\theta) \right]^2 V[\tan(\phi)], \quad (29)$$

which we can solve over a range $[0, \phi_c]$ by the Runge-Kutta method [25] where $\phi_c = \arctan R_c$, is close to $\pi/2$.

G. Advantages of the variable phase method

We have seen that the scattering parameter a_l can be evaluated by finding $a_{l,c}$ ($= a_l(R_c)$) by propagating the solution of the first order differential equation, Eq. (3), to a suitable interatomic separation R_c and then applying the correction of Eqs. (8) and (9). The variable phase method yields a simple derivation of these corrections. The corrections can also be applied to the value of $a_{l,c}$ obtained by any other suitable method.

An advantage of the variable phase method over the traditional method is that one needs to solve a differential equation only once. In the traditional method one must solve a differential equation several times at different small wavenumbers, extract the phase shifts from the asymptotic solutions, and use the extrapolation of Eq. (2). Some experimentation is needed when choosing suitable wavenumbers.

An alternative to this method described above is to solve the zero energy Eq. (16) and extract the parameter a_l from its solution by Eq. (19), as was done by Marinescu [12] for a_0 . Here and in the variable phase method one must solve one differential equation once. However, because of rapid variation of the local wave number over the potential well a variable step of integration should be used to economise on computation and minimise accumulated truncation error. Adaptive methods, that select the step automatically, are well established for first order equations such as Eq. (29), derived from Eq. (3). Eq. (16) is a second order equation. Automatic step control is not so well developed for second order equations as for first order one and in using numerical methods such as that of Numerov, the step and points at which it is to be changed must be inserted explicitly. Thus the variable phase method is also advantageous over the method based on the zero energy equation.

It should be noted that the log-derivative method of solving the variable phase Eq. (3) [11] does not have an advantage over the Numerov method for solving the zero energy equation; the considerations concerning explicit insertion of the step apply to both and also to the traditional method described above.

III. NUMERICAL RESULTS FOR NaRb AND LiRb

A. The molecular potentials

We compute scattering parameters for LiRb and NaRb. We use various potentials and compare and discuss results. Korek *et al.* [14] calculated *ab initio* molecular potentials for the $X^1\Sigma^+$ and $a^3\Sigma^+$ states of LiRb and NaRb. Docenko *et al.* [16] constructed an $X^1\Sigma^+$ NaRb potential from experimental data and from the $a^3\Sigma^+$ state potential made by Zemke *et al.* [15]. In the long range dispersion potentials we used the van der Waals coefficients computed by Derevianko *et al.* [26, 27] with C_6 from Ref. [26] and C_8 and C_{10} from Ref. [27].

There is difficulty in matching an analytic long range potential to the short range part which is usually available only in tabulated form. Any artificial discontinuity at the matching point can greatly affect the calculated scattering data. For LiRb the matching point that gives the smoothest fit is at a separation of 40 bohr. We found that within the precision of the data of Korek *et al.* [14] the singlet and triplet potentials do not differ beyond 30 bohr and hence we neglected exchange beyond the matching point at 40 bohr, which is outside the typical LeRoy radius [28] of 10-15 Å of alkali dimers. For NaRb we used the short range potentials of Korek *et al.* [14] and matched at 30 bohr to the long range dispersion form evaluated with the dispersion coefficients of Derevianko *et al.* [26, 27].

The computed scattering parameters crucially depend on the potential. It is important to compare results obtained with various molecular potentials. The most recent short range LiRb potential is that of Korek *et al.* [14]. However Docenko *et al.* [16] provided new measurements pertinent to the $X^1\Sigma^+$ molecular state of the NaRb molecule and Zemke *et al.* [15] also made calculations for the $a^3\Sigma^+$ state of the NaRb molecule. We use calculations with these potentials in a comparison with the recent results of Weiss *et al.* [17].

We include exchange explicitly only for the $a^3\Sigma^+$ state of the NaRb molecule for which the point for matching to the long range potential is within the LeRoy radius. We represent exchange by the expression of Smirnov and Chibisov [29] in the formulation given by Weiss *et al.* [17].

B. Numerical results

We tabulate the calculated scattering length data, a_s and a_p , and the numbers of bound states, N_b , supported by the molecular potentials. The values are those obtained from the analyses above including corrections for a_p , those that we obtained from our previous analyses for a_s [11] and those obtained from Levinson's theorem applied to the solution of Eq. (1) for N_b . We compare our results with those for NaRb of Weiss *et al.* [17].

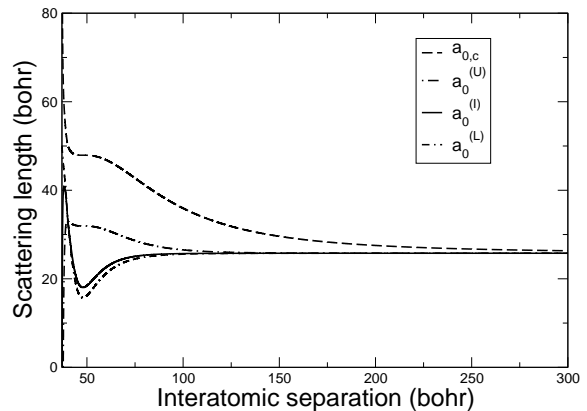


FIG. 1: Accumulated and corrected scattering lengths for ${}^6\text{Li}{}^{85}\text{Rb}$ in the triplet state [$a^3\Sigma^+$], as functions of the interatomic distance R .

1. Study of LiRb

We used the following values for the masses of the isotopes, all in atomic mass, units obtained from the National Institute of Standards and Technology (NIST): $M_6\text{Li} = 6.0151223$, $M_7\text{Li} = 7.016004$, $M_{85}\text{Rb} = 84.9117893$ and $M_{87}\text{Rb} = 86.9091835$. For the singlet state $X^1\Sigma^+$ we see that the nature of the isotopomer influences the value of the scattering length and its sign; the scattering length is positive for the smaller mass and negative for the bigger mass. However a change in the Rb mass changes the value of the scattering length but not its sign. The order of magnitude of the various values of the scattering length does not change. The greater influence of mass changes of Li compared to Rb is caused by the greater sensitivity of the reduced mass of the dimer to changes in the mass of the lighter atom. The scattering volume is more stable with its sign remaining unchanged and its values having the same order of magnitude and is less sensitive to a change of the masses of the atoms. The number of bound states is sensitive to the Li mass.

The $a^3\Sigma^+$ potential well is much shallower than the $X^1\Sigma^+$ well. Therefore the value of the reduced mass of the LiRb molecule does not dramatically affect the scattering length (although it becomes slightly negative for the heaviest isotopomer). The scattering volume keeps its sign and there is a change of only one bound state when the LiRb dimer is composed of either of the Rb isotopes and the heavier of the Li isotopes. However there is a qualitatively opposite behaviour in the changes of a_p when the mass of Li is greater as compared with the results obtained for the $X^1\Sigma^+$ state; the scattering volume is greater in magnitude for the smaller values of the mass of Li in the $X^1\Sigma^+$ state and smaller for the greater value of the mass of Li in the $a^3\Sigma^+$ state.

The semiclassical analysis of Gribakin and Flambaum [13] can be invoked to explain the variation of scattering

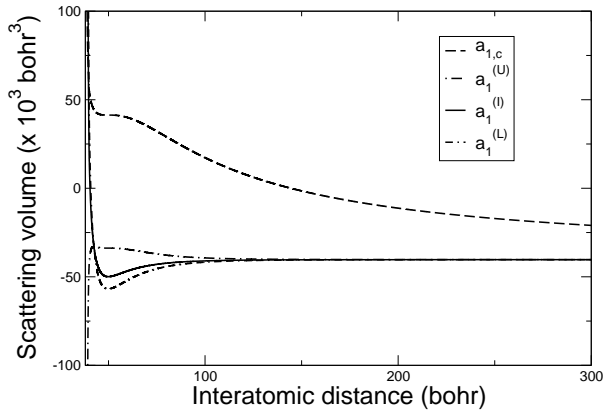


FIG. 2: Accumulated and corrected scattering volumes for ${}^6\text{Li}^{85}\text{Rb}$ in the triplet state $[a^3\Sigma^+]$, as functions of the interatomic distance R .

length with mass. The semiclassical scattering length depends only on the action integral which, for a given potential, is proportional to the square root of the reduced mass. The semiclassical formulas for the scattering length and the number of bound states, combined with the dispersion parameters of the potential and the computed scattering length, allow us to find the action integral appropriate to our quantum calculations. The action integral divided by the square root of the reduced mass thus calculated should be independent of isotopomer. This quantity obtained from our quantal results varies by less than 2% over the range of LiRb isotopomers considered, which is consistent with semiclassical theory. It has the values 1.6 and 0.49 atomic units for the $X^1\Sigma^+$ and the $a^3\Sigma^+$ potentials respectively.

Figures 1 and 2 illustrate the convergence of the approximations to the scattering parameters. Figure 3 shows the accumulated phase shift, demonstrating how it is related to the number of bound states.

New *ab initio* or spectroscopically determined LiRb molecular potentials for the $X^1\Sigma^+$ and $a^3\Sigma^+$ states will be extremely useful to allow comparison of the results displayed in Table I and hence to confirm the physical implications of the signs of the scattering parameters, and the numbers of bound states. This is important for NaRb; when we compare values of a_s , a_p and N_b computed from three different potentials for each molecular state we find discrepancies.

2. Study of NaRb

We took the value for the mass of ${}^{23}\text{Na}$ given by NIST as 22.98976967 atomic mass units. There are two isotopomers.

Our results, displayed in Table II, computed with the $X^1\Sigma^+$ potential of Docenko *et al.* [16] are in excellent agreement with those of Weiss *et al.* [17] for ${}^{23}\text{Na}^{85}\text{Rb}$. Weiss *et al.* [17] claimed that for NaRb the *ab initio*

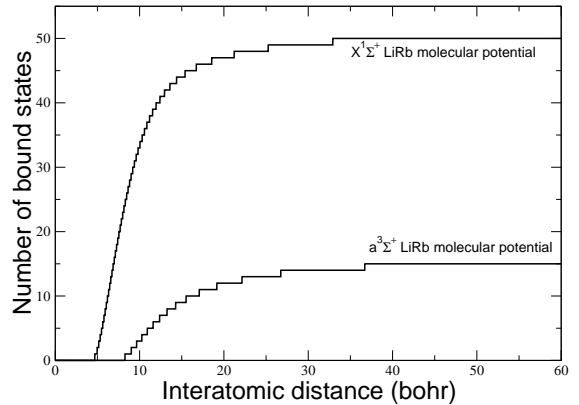


FIG. 3: Accumulated phase shifts (in units of π radians) as functions of the interatomic distance R and number of bound states for ${}^6\text{Li}^{85}\text{Rb}$ in the singlet and triplet states.

TABLE I: The scattering length (in bohr), scattering volume (in bohr³) and number of bound states for LiRb.

LiRb [$X^1\Sigma^+$]	a_s	a_p	N_b
${}^6\text{Li}^{85}\text{Rb}$	-40	-97720	50
${}^6\text{Li}^{87}\text{Rb}$	-64	-105899	50
${}^7\text{Li}^{85}\text{Rb}$	26	-44698	54
${}^7\text{Li}^{87}\text{Rb}$	18	-59648	54
LiRb [$a^3\Sigma^+$]	a_s	a_p	N_b
${}^6\text{Li}^{85}\text{Rb}$	26	-40309	15
${}^6\text{Li}^{87}\text{Rb}$	24	-43583	15
${}^7\text{Li}^{85}\text{Rb}$	3	-78665	16
${}^7\text{Li}^{87}\text{Rb}$	-0.25	-82200	16

potentials of Korek *et al.* [14] may not be appropriate for the calculation of scattering lengths as they do not agree with the potentials determined from spectroscopic measurements.

The values of a_s and a_p depend again on the mass of the molecule. However the number of bound states is not influenced by the choice of NaRb isotopomer because the Rb isotopes differ little in mass. The sign of the scattering length is not influenced by the choice of NaRb isotopomer for the singlet potential but, for the triplet state, there is a qualitative difference between the results computed from the potential of Korek *et al.* [14] (negative scattering length) and those obtained from the potentials of Weiss *et al.* [17] and of Zemke *et al.* [15] (positive scattering lengths). The numbers of bound states computed from potentials in Refs. [15, 16] and [17] agree whereas we find fewer bound states supported by both triplet and singlet potentials of Ref. [14]. This explains the change of sign of the scattering length.

We compare the scattering volumes computed from the potentials of Korek *et al.* [14] with those computed from the potentials of Zemke *et al.* [15]. A striking difference is the opposite signs for both singlet potentials. In

TABLE II: The scattering length (in bohr), and number of bound states for NaRb.

NaRb [$X^1\Sigma^+$]	a_s^a	a_s^b	a_s^c	a_s^d	N_b^a	N_b^b	N_b^c	N_b^d
$^{23}\text{Na}^{85}\text{Rb}$	174	62	167	178	83	76	83	82
$^{23}\text{Na}^{87}\text{Rb}$	84	29	55	87	83	76	83	82
NaRb [$a^3\Sigma^+$]	a_s^a	a_s^b	a_s^c	a_s^d	N_b^a	N_b^b	N_b^c	N_b^d
$^{23}\text{Na}^{85}\text{Rb}$	-	-51	59	105	-	18	-	22
$^{23}\text{Na}^{87}\text{Rb}$	-	-102	51	91	-	18	-	22

^aCalculated from potential in Ref. [16].

^bCalculated from potential in Ref. [14].

^cResults from Ref. [17] or other reference therein.

^dCalculated from potential in Ref. [15].

TABLE III: The scattering volume (in bohr³) of NaRb.

NaRb [$X^1\Sigma^+$]	a_p^a	a_p^b	a_p^c	a_p^d
$^{23}\text{Na}^{85}\text{Rb}$	-681980	52815	-	-663097
$^{23}\text{Na}^{87}\text{Rb}$	373425	-114509	-	459310
NaRb [$a^3\Sigma^+$]	a_p^a	a_p^b	a_p^c	a_p^d
$^{23}\text{Na}^{85}\text{Rb}$	-	-235850	-	3085301
$^{23}\text{Na}^{87}\text{Rb}$	-	-266190	-	615416

^aCalculated from potential in Ref. [16].

^bCalculated from potential in Ref. [14].

^cResults from Ref. [17] or other reference therein.

^dCalculated from potential in Ref. [15].

a semiclassical analysis similar to that described above

for LiRb we found that the action integral divided by the square root of the reduced mass obtained from our quantal results varies by less than $\frac{1}{3}\%$ for the NaRb isotopomers considered. In atomic units it has the values 1.4 and 0.32 for the $X^1\Sigma^+$ and the $a^3\Sigma^+$ potentials of Korek *et al.* [14] respectively, the values 1.5 and 0.39 for the $X^1\Sigma^+$ and the $a^3\Sigma^+$ potentials of Zemke *et al.* [15] respectively and the value 1.5 for the $X^1\Sigma^+$ potential of Docenko *et al.* [16].

IV. CONCLUSION

We have shown that the variable phase method is appropriate for the study of very slow atomic collisions as it allows *direct* calculation of scattering parameters and the number of bound states. The method is convenient. It let us derive corrections that form upper and lower bounds for a_s and a_p . The corrections are simple and we suggest that use of the first-order correction with a moderate value of R_c is sufficient to evaluate a_s and a_p . We demonstrated the simplicity and efficiency of the phase method with our study of Li-Rb and Na-Rb collisions, and we reported new scattering data for these systems.

Acknowledgments

We are pleased to thank Dr. D. Vrinceanu for discussions about the variable phase method, and the referee for some useful comments. This work was supported by the Engineering and Physical Sciences Research Council, UK.

-
- [1] A. G. Truscott, K. E. Stecker, W. I. McAlexander, G. B. Partridge, and R. G. Hulet, *Science* **291**, 2570 (2001).
- [2] F. Schreck, L. Khaykovich, K. L. Corwin, G. Ferrai, T. Bourdel, J. Cubizolles, and C. Salomon, *Phys. Rev. Lett.* **87**, 080403 (2001).
- [3] G. Roati, F. Riboli, G. Modugno, and M. Inguscio, *Phys. Rev. Lett.* **89**, 150403 (2002).
- [4] G. Modugno, M. Modugno, F. Riboli, G. Roati, and M. Inguscio, *Phys. Rev. Lett.* **89**, 190404 (2003).
- [5] J. M. Blatt, *Phys. Rev.* **74**, 92 (1948).
- [6] J. M. Blatt and J. D. Jackson, *Phys. Rev.* **76**, 18 (1949).
- [7] H. A. Bethe, *Phys. Rev.* **76**, 38 (1949).
- [8] N. F. Mott and H. S. W. Massey, *The Theory of atomic Collisions* (Oxford:Clarendon, 1965).
- [9] Z. Hadzibabic, C. A. Stan, K. Dieckmann, S. Gupta, M. W. Zwierlein, A. Görlitz, and W. Ketterle, *Phys. Rev. Lett.* **88**, 160401 (2002).
- [10] F. Calogero, *Variable Phase Approach to Potential Scattering* (Academic Press, 1967).
- [11] H. Ouerdane, M. J. Jamieson, D. Vrinceanu, and M. J. Cavagnero, *J. Phys. B* **36**, 4055 (2003).
- [12] M. Marinescu, *Phys. Rev. A* **50**, 3177 (1994).
- [13] G. F. Gribakin and V. V. Flambaum, *Phys. Rev. A* **48**, 546 (1993).
- [14] M. Korek, A. R. Allouche, M. Kobeissi, A. Chaaalan, M. Dagher, K. Fakherddin, and M. Aubert-Frécon, *Chem. Phys.* **256**, 1 (2000).
- [15] W. T. Zemke and W. C. Stwalley, *J. Chem. Phys.* **114**, 10811 (2001).
- [16] O. Docenko, M. Tamanis, R. Ferber, A. Pashov, H. Knöckel, and E. Tiemann, *Phys. Rev. A* **69**, 042503 (2004).
- [17] S. B. Weiss, M. Battacharya, and N. P. Bigelow, *Phys. Rev. A* **68**, 042708 (2003).
- [18] N. Levinson, *Kgl. Danske Videnskab. Selskab., Mat. fys. Medd.* **25** (1949).
- [19] B. R. Levy and J. B. Keller, *J. Math. Phys.* **4**, 54 (1963).
- [20] O. Hinckelmann and L. Spruch, *Phys. Rev. A* **3**, 642 (1971).
- [21] R. Szymtkowski, *J. Phys. A* **28**, 7333 (1995).
- [22] D. E. Manolopoulos, *J. Comput. Phys.* **105**, 169 (1993).
- [23] R. S. Friedman and M. J. Jamieson, *Comput. Phys. Commun.* **85**, 231 (1994).
- [24] D. E. Manolopoulos and S. K. Gray, *J. Chem. Phys.* **102**, 9214 (1995).
- [25] C. W. Clenshaw, *Modern Computing Methods* (London: Her Majesty's Stationery Office, 1961).
- [26] A. Derevianko, J. F. Babb, and A. Dalgarno, *Phys. Rev. A* **63**, 052704 (2001).
- [27] S. G. Porsev and A. Derevianko, *J. Chem. Phys.* **119**,

- 844 (2003).
- [28] R. J. Leroy, *Molecular Spectroscopy - Specialist Periodical Reports, vol. 1* (The Chemical Society, 1973).
- [29] B. M. Smirnov and M. I. Chibisov, *Sov. Phys. JETP* **21**, 624 (1965).