

# Rationalization of the $\pi$ - $\sigma$ (anti)aromaticity in all metal molecular clusters

Ayan Datta and Swapan K. Pati\*

Theoretical Sciences Unit and Chemistry and Physics of Materials Unit, Jawaharlal Nehru Center for Advanced Scientific Research, Jakkur P. O, Bangalore-560064, India.

RECEIVED DATE (automatically inserted by publisher); pati@jncasr.ac.in

The last decade has witnessed a rapid progress in the new chemistry of small metal clusters of Al, Si and Ga facilitated by computational strategy, synthesis and characterization.<sup>1-3</sup> These metal clusters have a close resemblance with the cyclic organic  $\pi$ -conjugated molecules in structure as well as properties.  $\text{Al}_4\text{Li}_4$  and their anions,  $\text{Al}_4\text{Li}_3^-$  or  $\text{Al}_4^{4-}$  follow the properties of cyclobutadiene ( $\text{C}_4\text{H}_4$ ).<sup>4</sup> They also undergo interaction with transition metals like Fe and Ni to form complexes of the type  $(\text{Al}_4\text{Li}_4)\text{-Fe}(\text{CO})_3$  and sandwich complexes of the type:  $(\text{Al}_4\text{Li}_4)_2\text{Ni}$  thereby resembling  $\text{C}_4\text{H}_4$  in its role as a ligand.<sup>5</sup>  $\text{Al}_4^{4-}$  also satisfies the simple Huckel criteria for antiaromaticity as it possess  $4\pi$  electrons in its frontier  $\pi$ -orbitals. Despite these similarities between these all-metal systems and their organic counterpart ( $\text{C}_4\text{H}_4$ ), serious doubts have recently been raised whether these systems are aromatic or antiaromatic, based on  $\pi$ -electron scheme alone.<sup>6-7</sup> The  $\sigma$ -backbone appears to be quite important and based on nucleus independent chemical shift (NICS), Schleyer and co-workers suggested that these clusters are net aromatic. But Boldyrev, Wang and co-workers concluded that  $\text{Li}_3\text{Al}_4^-$  and  $\text{Li}_4\text{Al}_4$  clusters are net antiaromatic. Santos and co-workers agreed with the net antiaromaticity of these clusters on the basis of electron localization function (ELF) analysis.<sup>8</sup>

In this letter we show that the confusion associated with these clusters can be settled through a simple  $\sigma$ - $\pi$  separation analysis which provides an unambiguous answer to all such questions. The different results obtained by the previous workers arise primarily because of the indirect methods used to characterize aromaticity/antiaromaticity. We stress that the  $\sigma$ -backbone is quite an important component in the structural features of almost all molecular systems. Even in  $\text{C}_6\text{H}_6$ , it has been found that the  $\sigma$ -backbone is responsible for the symmetric  $\text{D}_{6h}$  structure and the  $\pi$ -electrons actually tend to distort the symmetric structure.<sup>9-10</sup>

We have considered a variety of molecular systems:  $\text{Al}_4\text{Li}_4$ ,  $\text{Al}_4\text{Li}_4^{2-}$ ,  $\text{Ga}_4\text{Li}_4$ ,  $\text{Al}_4^{2-}$  and compared with  $\text{C}_4\text{H}_4$  and similar organic analogues at each step of our  $\sigma$ - $\pi$  analysis. These systems have either  $4\pi$ ,  $6\pi$  or  $2\pi$  electrons in their frontier orbitals and provide a diverse set for studying aromaticity or antiaromaticity. All the geometries were optimized at the B3LYP/6-311G++ (d, p) level<sup>11-12</sup> (see supporting information file for structures and energies). The ground state geometry for both  $\text{Al}_4\text{Li}_4$  and  $\text{Ga}_4\text{Li}_4$  have a planar rectangular structure for the ring with the Li ions occupying positions so as to maintain a  $\text{C}_{2h}$  architecture. The bond-length alteration (BLA) for  $\text{Al}_4\text{Li}_4$  and  $\text{Ga}_4\text{Li}_4$  are 0.12 and 0.16 Å respectively. Note that the same for  $\text{C}_4\text{H}_4$  is 0.2 Å. The fact that the BLA for  $\text{Ga}_4\text{Li}_4$  is more than that in  $\text{Al}_4\text{Li}_4$  suggests that  $\text{Ga}_4\text{Li}_4$  is more antiaromatic than  $\text{Al}_4\text{Li}_4$ , in analogy with  $\text{C}_4\text{H}_4$  and a  $\sigma$ - $\pi$  separation should be ideal to quantify such a statement.

We distort the geometry optimized structures by  $\Delta R$  (where  $\Delta R$  is the difference between the long M-M and short M-M bond

in the  $\text{M}_4$  ring) so that that the distortion keeps the sum of two adjacent M-M bonds constant [Scheme 1 (a)]. The energy associated with the distortion is partitioned into  $\sigma$  and  $\pi$  components as  $\Delta E_\pi = \Delta E_{\text{GS}} - \Delta E_\sigma$ . One of the simplest methods to get the contribution associated with a distortion only along the  $\sigma$ -backbone is to freeze the  $\pi$ -electrons with all-parallel spins. The  $\sigma$ -backbone for a  $\text{M}_4$  ring with  $4\pi$  electrons can be modeled as  $\text{M}_4^{4+}$  with a H.S configuration ( $S=2$ ) with all the  $4\pi$  electrons being parallel [Scheme 1 (b)]. Similarly, for the  $2\pi$  electron systems like  $\text{C}_4\text{H}_4^{2+}$  and  $\text{Al}_4^{2-}$ ,  $S=1$  corresponds to the H.S state. For the  $6\pi$   $\text{Al}_4\text{Li}_4^{2-}$  however, there are only four  $\pi$ -orbitals and thus a H.S configuration with  $S=3$  is not feasible, rather two parallel spins with  $S=1$  state in  $\text{Al}_4\text{Li}_4^{2-}$  corresponds to the H.S state. We thus define,  $\Delta E_\sigma = \Delta E_{\text{HS}}$ . Such an analysis gives a very clear picture of the nature of interactions in the system and has been extensively used in the literature for various organic molecules.<sup>13-14</sup> For the HS systems, we perform UB3LYP calculations at the same basis set level with annihilation of the first spin-contaminant.

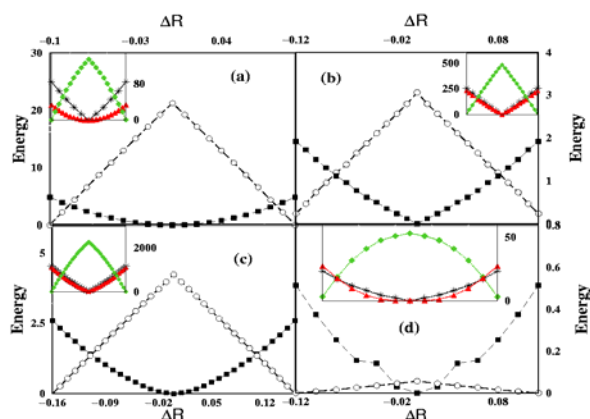


**Scheme 1.** (a) The distortion mode for the  $\text{M}_4$  rings ( $\text{M}=\text{C}, \text{Al}, \text{Ga}$ ) in the ground state. Li atoms not shown for the sake of clarity. (b) The distortion in the  $\sigma$ -electrons involving the distortion in a high spin configuration.

In Figure 1, we plot the  $\sigma$ -energy and the  $\pi$ -energy as a function of the distortion parameter,  $\Delta R$ . In the inset, the core energy,  $V_{\text{core}}$  (sum of kinetic energy and nuclear-electron (ne) interactions), electron-electron interactions ( $V_{\text{ee}}$ ) and the nuclear-nuclear interactions ( $V_{\text{nn}}$ ) are plotted. For all the systems, we find that the  $\pi$ -electrons have a general tendency of forming distorted structure ( $\pi$ -energy is most stable at large  $\Delta R$ ) while the  $\sigma$ -framework oppose the distortion and tends to equalize the bonds. The final structure and thus the aromatic/antiaromatic features will crucially depend on the predomination of either of the forces. In Figure 1(a), the result for the well-known  $\text{C}_4\text{H}_4$  system is shown. The instability associated with the  $\sigma$ -backbone distortion is very little (4 kcal/mol for  $\Delta R=0.1$ ) while the stability for  $\pi$ -

distortion is quite substantial (22 kcal/mol for  $\Delta R=0.1$ ), clearly overwhelming the tendency for  $\sigma$ -backbone equalization. Thus the  $C_4H_4$  has a rectangular structure and is overall  $\pi$ -antiaromatic with a minor  $\sigma$ -aromatic component. Both  $V_{ee}$  and  $V_{nn}$  are destabilized with distortion while the  $V_{core}$  component is stabilized. We have further analyzed that it is the  $V_{ne}$  term in the  $V_{core}$  that favors the distorted structure. This is easy to understand as the  $V_{ne}$  component is associated with the electron-lattice interactions and lead to Jahn-Teller stabilization in the distorted structure. However components like  $V_{ee}$  and  $V_{nn}$  stabilizes the  $\Delta R=0$  structure associated with the delocalized  $\pi$ -electrons (for nonzero  $\Delta R$ , the electron density is localized in shorter bonds).

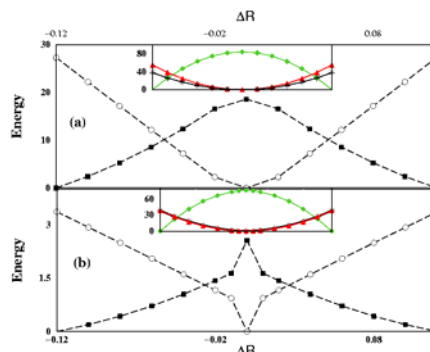
For the all-metal system however, the  $\sigma$ - $\pi$  separation energy play a crucial role. For example, in  $Al_4Li_4$ , the distortion in the  $\sigma$ -framework leads to a destabilization of 2.5 kcal/mol while the  $\pi$ -framework gains energy of 3.5 kcal/mol (Figure 1(b)). The ground state energy is thus stabilized by the distortion along the ring. Accordingly thus the  $Al_4Li_4$  is  $\pi$ -antiaromatic though the  $\sigma$ -aromatic component is also substantial. However overall  $Al_4Li_4$  is antiaromatic as the  $\pi$ -antiaromaticity exceeds the  $\sigma$ -aromaticity by 1 kcal/mol. The energy components also follow very similar trends like that for  $C_4H_4$  (Fig. 1(b), inset). We derive similar conclusion for the  $Ga_4Li_4$  also and the  $\pi$ -stabilization associated with the distortion is 4 kcal/mol while  $\sigma$ -destabilization is 2.5 kcal/mol (seen in Fig. 1(c)). The distorted  $\pi$ -antiaromatic structure is thus stabilized by an amount of 1.5 kcal/mol, 0.5 kcal/mol more than that for  $Al_4Li_4$ . Thus the  $\pi$ -antiaromaticity follows the order:  $C_4H_4 > Ga_4Li_4 > Al_4Li_4$ .



**Figure 1.** Variation of the  $\sigma$ -energy (square) and the  $\pi$ -energy (circles), both in kcal/mol as a function of the distortion axis,  $\Delta R$  for (a)  $C_4H_4$  (b)  $Al_4Li_4$  (c)  $Ga_4Li_4$  and (d)  $Al_4Li_4^{2-}$  derived from  $(Al_4Li_4)Fe(CO)_3$ . The insets show  $V_{core}$  (green),  $V_{ee}$  (black) and  $V_{nn}$  (red) components in the ground state structures. All the energies are scaled to make the most stable geometry zero in energy and positive values in Energy-axis correspond to destabilization.

The fact that this simple  $\sigma$ - $\pi$  separation gives a very clear picture for the nature of aromaticity/antiaromaticity is evident from Fig. 1(d). We retrieve the structure of the  $Al_4Li_4$  unit from the organometallic complex  $(Al_4Li_4)Fe(CO)_3$  and consider the  $Al_4Li_4$  dianion system. The interaction of the  $Fe(CO)_3$  unit with the  $Al_4Li_4$  converts it into a  $6\pi$  aromatic system with small BLA. In Fig. 1(d) we distort this dianion of  $Al_4Li_4$  and perform similar analysis. Contrary to the previous cases, in  $Al_4Li_4^{2-}$ , the stabilization associated with the equalization of the  $\sigma$ -backbone overwhelms the instability due to  $\pi$ -electron localization by 0.5 kcal/mol and forces the system to be aromatic. This is of course

true for  $C_6H_6$  where  $\sigma$ -delocalization exceeds the  $\pi$ -localization by 6 kcal/mol.<sup>15-16</sup> In Fig. 2 (a), the energy profile is plotted for  $C_4H_4^{2+}$  which shows an overwhelming  $\pi$ -delocalization compared to the smaller  $\sigma$ -localization. Similarly, for the all-metal system,  $Al_4^{2-}$ , the ground state corresponds to a square geometry with Al-Al bond length=2.54 Å. This is readily understood from the plot as the  $\pi$ -destabilization associated with the distortion exceeds the stability in the  $\sigma$ -backbone due to distortion (Fig. 2 (b)) though again the energy scales for the  $\sigma$  and  $\pi$  distortion are comparable. Also, as a general rule, we find that the  $V_{ne}$  term favors distortion.



**Figure 2.** Same variation (including the inset) as in Fig. 1 for (a)  $C_4H_4^{2+}$  and (b)  $Al_4^{2-}$ .

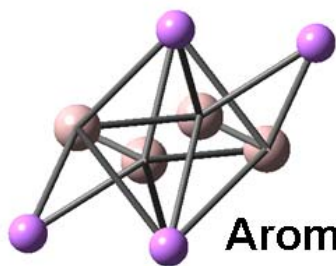
In summary, we have shown that all-metal molecular clusters like  $Al_4Li_4$  and  $Ga_4Li_4$  are predominately  $\pi$ -antiaromatic although there is a significant contribution from the  $\sigma$ -aromaticity as well due to close proximity in  $\sigma/\pi$  energy scales compared to the equivalent organic systems. We believe that our analysis provides a tool for assignment of aromaticity/antiaromaticity in all-metal clusters.

**Acknowledgement.** SKP thanks CSIR and DST, Govt. of India for research grant.

**Supporting Information Available:** Structures, cartesian coordinates, ground state energies and Complete Ref. 11. This material (PDF) is available free of charge via internet at <http://pubs.acs.org>.

## References

- (1) X. Li, A. Kuznetsov, H-F. Zhang, A. I. Boldyrev, L. Wang, *Science*, **2001**, 291, 859.
- (2) X. Li, H-F. Zhang, L-S. Wang, A. E. Kuznetsov, N. A. Cannon, A. I. Boldyrev, *Angew. Chem. Int. Ed.*, **2001**, 40, 1867.
- (3) A. Kuznetsov, A. I. Boldyrev, X. Li, L-S. Wang, *J. Am. Chem. Soc.* **2001**, 123, 8825.
- (4) A. Kuznetsov, K. Birch, A. I. Boldyrev, X. Li, H. Zhai, L. Wang, *Science*, **2003**, 300, 622.
- (5) A. Datta, S. K. Pati, *J. Am. Chem. Soc.* **2005**, 127, 3496.
- (6) Z. Chen, C. Corminboeuf, T. Heine, J. Bohmann, P. V. R. Schleyer, *J. Am. Chem. Soc.* **2003**, 125, 13930.
- (7) S. Ritter, *Chem. Eng. News* **2003**, 81, 23.
- (8) J. C. Santos, J. Andres, A. Aizman, P. Fuentealba, *J. Chem. Theory Comput.* **2005**, 1, 83.
- (9) Sason S. Shaik, P. C. Hiberty, *J. Am. Chem. Soc.* **1985**, 107, 3089.
- (10) Sason S. Shaik, P. C. Hiberty, J-M. Lefour, G. Ohanessian, *J. Am. Chem. Soc.* **1987**, 109, 363.
- (11) M. J. Frisch, *et al.*, Gaussian 03
- (12) A. I. Boldyrev, L-S. Wang, *J. Phys. Chem. A* **2001**, 105, 10759.
- (13) P. C. Hiberty, Sason S. Shaik, J-M. Lefour, G. Ohanessian, *J. Org. Chem.* **1985**, 50, 4657.
- (14) K. Jug, P. C. Hiberty, Sason Shaik, *Chem. Rev.* **2001**, 101, 1477.
- (15) Sason Shaik, A. Shurki, D. Danovich, P. C. Hiberty, *Chem. Rev.* **2001**, 101, 1501.
- (16) K. Jug, A. M. Koster, *J. Am. Chem. Soc.* **1990**, 112, 6772.



## Aromatic or antiaromatic?

---

A  $\sigma$ - $\pi$  separation analysis of the energies in  $\text{Al}_4\text{Li}_4$  reveals that the system is more  $\pi$ -antiaromatic than the  $\sigma$ -aromaticity in it. This is true also for  $\text{C}_4\text{H}_4$  and  $\text{Ga}_4\text{Li}_4$ . Unlike  $\text{C}_4\text{H}_4$  that has a very large component of  $\pi$ -antiaromaticity, for these all-metal clusters, these energy scales are comparable though  $\pi$ -antiaromaticity is the major driving force for the distortion of these molecules from the square ( $\sigma$ -aromatic) structure to the rectangular ( $\pi$ -antiaromatic) architecture. For the dianion  $\text{Al}_4\text{Li}_4^{2-}$ , the  $\sigma$ -equalization prevails over the  $\pi$ -distortion in  $\text{Al}_4\text{Li}_4$  and for the dication  $\text{Al}_4\text{Li}_4^{2+}$ ,  $\pi$ -equalization is the driving force for the square symmetric structure.

---