

Discrete Simulation of the Dynamics of Opinions about Extremism

Dietrich Stauffer* and Muhammad Sahimi

Department of Chemical Engineering, University of Southern California,
Los Angeles, California 90089-1211, USA

Visiting from Institute for Theoretical Physics, Cologne University, D-50923
Köln, Germany.

e-mail: moe@usc.edu, stauffer@thp.uni-koeln.de

Abstract: We propose a discrete model for how opinion about a given phenomenon, about which various groups of a population have different degrees of enthusiasm, such as fanaticism and extreme social and political positions, including terrorism, may spread. The model, in a certain limit, is the discrete analogue of a deterministic continuum model suggested by others. We carry out extensive computer simulation of the model by utilizing it on lattices with infinite- or short-range interactions, and on (directed) Barabási-Albert scale-free networks. Several interesting features of the model are demonstrated, and comparison is made with the continuum model.

1 Introduction

Given the current political climate around the world, and the rise of extreme ideologies everywhere, from the Middle East to Africa and Western Europe, models that can provide insight into how such ideologies may spread in a society are clearly of great interest. In particular, given that, (1) the phenomenon of globalization has made interaction between people of various nations around the globe much easier than two decades ago, and (2) the fact that although extreme ideologies are usually advocated by very small fringe groups, but yet they continue to survive, it is important to understand the role of these two factors on the opinion about such antisocial behavior as terrorism. The goal of the present paper is to suggest a model to study this problem, and understand its implications.

Some simple models for terrorism or extreme opinions appeared years ago in the physics [1] and sociological [2] literatures. The present work was motivated by an article on bioterrorism [3], but the methods that we describe

and utilize can also apply to opinion dynamics regarding, for example, the latest “Star Wars” movie, fashion, a political candidate running for office, or other questions and opinions with varying degrees of enthusiasm. Thus, we do not even try to define “terrorism” here, as the model that we consider is generic.

The population in our model consists of four parts, G , S , E , and F corresponding, respectively, to the general, susceptible, excited, and fanatic parts of the population. For simplicity, hereafter we use the same letters to denote the fractions of the total population belonging to each group. Members of the population can be convinced by acquaintances from the S , E , and F groups to move from the G group to S ; from there by the E and F groups to change to E , and from there by F to change to F . Moreover, members of each of the three groups S , E , and F can change their status and go back directly to the G group. The dynamics of a model based on such a partitioning of a population has been treated in the continuum limit [3] by deterministic nonlinear differential equations, depending only on the total fractions G , S , E , and F . The continuum model can provide mathematically sufficient conditions for terrorism, or any other opinion about a certain subject, to die out at long times, implying that in the long-time limit everybody will belong to the G group, while the fractions S , E , and F shrink to zero which, when it comes to terrorism, is a good omen for the world.

However, as is well-known in the statistical physics of complex systems, deterministic continuum models represent mean-field approximations to the actual problem which, although they allow for development of mathematical proofs for the existence or nonexistence of certain phenomena and provide us with a first guide, they are also unreliable. Such models cannot take into account the effect of fluctuations on the phenomena. In addition, such models cannot take into account the effect of the internet, fax machines, and satellite television which have made long-range interactions between people on very large scale possible. For example, in a phenomenon somewhat close to the present problem, deterministic differential equations predicted [4] extinction, whereas proper discrete simulations on a square lattice did not predict [4] the same phenomenon.

Therefore, the goal of the present paper is to carry out extensive simulation of a discrete model opinion dynamics which, in a certain continuum limit, becomes similar to a deterministic model proposed by Ref.[3]. We utilize Monte Carlo simulations of a population of individuals. Such simulations may be called agent-based outside physics, but are used in physics since half

a century.

The plan of the paper is as follows. We first describe the deterministic continuum model which is based on a set of nonlinear differential equations. We then describe the discrete model which is developed by putting individuals on a two-dimensional lattice, but the individuals can still be influenced by all other individuals. Then, we restrict the influence to nearest neighbours. Finally, we replace the regular 2D lattice by a scale-free network of Barabási-Albert type [6]. The main point of the paper is not testing whether the model can provide quantitative predictions; rather, we deal only with the methods and how to implement them realistically. In particular we follow [3] in assuming that if $S = E = F = 0$ at some moment, then these three quantities stay zero forever. Thus, one simulation corresponds to the opinion dynamics following one external event and does not include new external events to cause S , E , and F to become non-zero again.

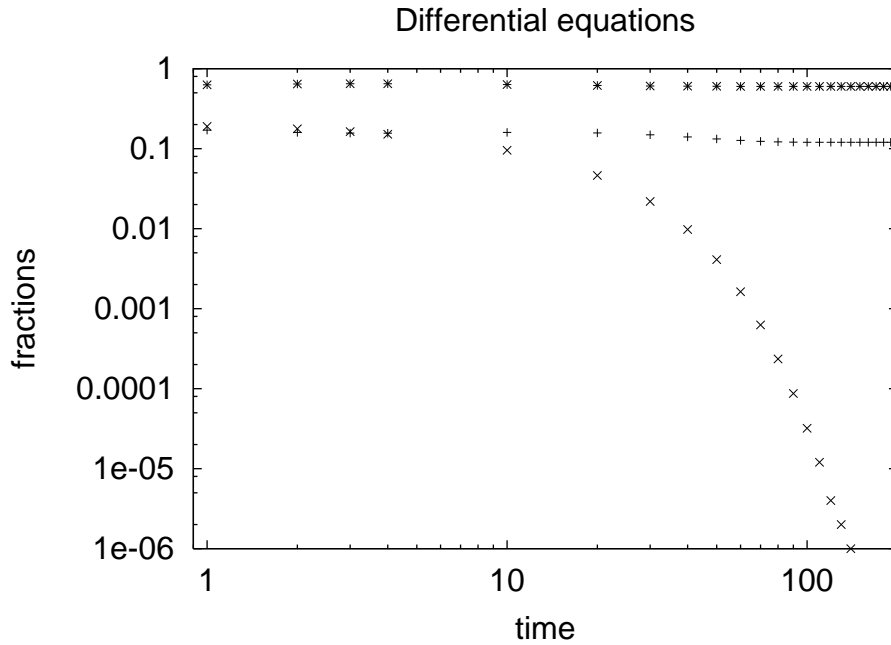


Figure 1: Differential equations: Fractions of susceptible, excited and fanatic opinions (from top to bottom) at $\gamma_1 = 0.4$: Fanatics die out. For $\gamma_1 = 0.25$, fanatics remain; for $\gamma_1 = 0.55$, excited and fanatic opinions die out, and for $\gamma_1 = 1.05$, also the susceptibles die out.

2 The Deterministic Continuum Model

The fractions G , S , E , and F in the population of agents having the corresponding opinions, with $C = S + E + F = 1 - G$, change with time t as:

$$dS(t)/dt = \beta_1 CG - \beta_2 S(E + F)/C - \gamma_1 S \quad (1a)$$

$$dE(t)/dt = \beta_2 S(E + F)/C - \beta_3 EF/C - \gamma_2 E \quad (1b)$$

$$dF(t)/dt = \beta_3 EF/C - \gamma_3 E \quad (1c)$$

Without loss of generality we set $\beta_1 = 1$ since, otherwise, it can be absorbed in the time scale. We also set $\gamma_2 = \gamma_1$. Nevertheless, we still have not only the four parameters β_2 , β_3 , γ_1 , and γ_3 , but also the three initial concentrations $E(0)$, $S(0)$, and $F(0)$, which are relevant due to the nonlinearity of the continuum model. We use, in general, one million people and $\beta_2 = 0.5$, $\beta_3 = 0.5$, and $\gamma_3 = 0.20$, starting with $S = E = F = 0.2$, which will be used throughout the paper. Then, we check for changes in the behaviour when we vary γ_1 .

Figure 1 illustrates the behaviour: As predicted in [3], for $\gamma_1 > \beta_1$ ($= 1$ here), only the general population remains; for decreasing γ_1 first, S also survives, then does E . Finally, for $\gamma_1 = 0.25$ F also survives, such that all the four groups, G , S , E , and F remain present in the population.

3 Averaged Lattice

Now we put the agents onto a 1000×1000 square lattice, half of whom is selected randomly to be fixed as empty. The fractions G , S , E , and F now refer to the filled half of the lattice, i.e., they are fractions of the population and not of the lattice size and, thus, still add up to unity. We try to follow closely the above set of equations, Eqs. (1), by the following rules for each time step $t \rightarrow t + 1$ (simultaneous updating of all agents):

G becomes S with probability $\beta_1 C$;

F becomes G with probability γ_3 ;

E becomes G with probability γ_2 and F with probability $\beta_3 F/C$, and

S becomes G with probability γ_1 and E with probability $\beta_2(E + F)/C$.

These changes are simulated by first looking at the decay through γ and then at the radicalisation through β . Therefore, it is possible that, e.g., an E first becomes G and immediately thereafter changes opinion to F .

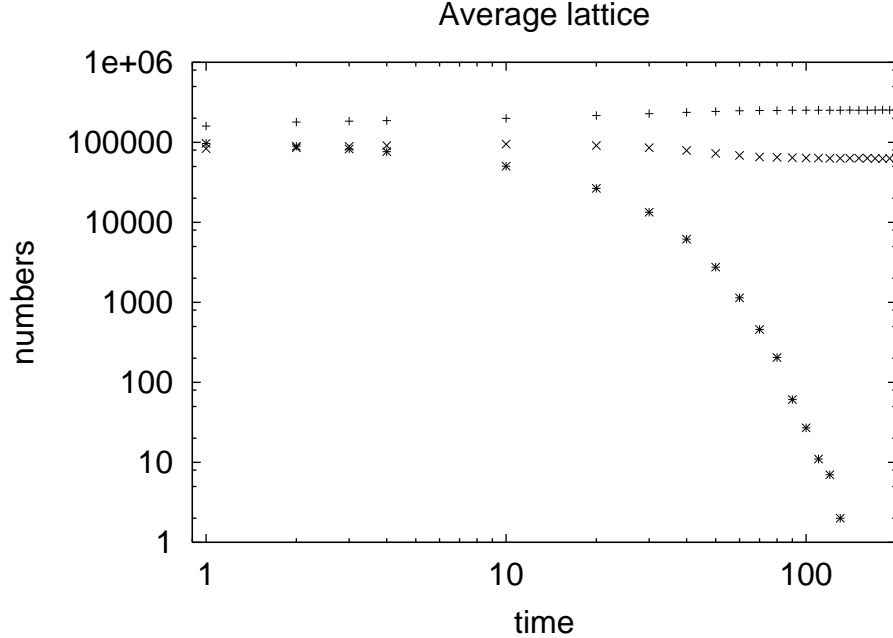


Figure 2: Averages on lattice: Fractions of susceptible, excited and fanatic agents (from top to bottom) at $\gamma_1 = 0.4$: Fanatics die out. For $\gamma_1 = 0.2$, fanatics remain; for $\gamma_1 = 0.6$, excited and fanatic agents die out, but even for $\gamma_1 = 0.99$, some susceptibles remain.

Again we set $\beta_1 = 1$, $\gamma_2 = \gamma_1$. Figure 2 looks similar to Fig. 1 which is not surprising since each agent is affected by all other agents, which is the limit that in statistical physics is described by a mean-field approximation. However, we always find for probability $\gamma_1 < 1$ some susceptible people, which is in contrast to their extinction by continuum model. Only in the unrealistic limit $\gamma_1 = 1$ do they die out.

The reason for this persistence of susceptibles can be understood as follows: For large enough γ_3 , opinions E and F die out soon. Then, we have the differential equation for $S = 1 - G$ as a simplification of Eq. (1a):

$$dS(t)/dt = \beta_1(1 - S)S - \gamma_1 S \simeq (\beta_1 - \gamma_1)S \quad (2)$$

for small S , giving an exponential decay towards zero for $\gamma_1 > \beta_1$. For the Monte Carlo approach, G becomes S with probability $\beta_1 S$ and S becomes G

with probability γ_1 . Equilibrium thus requires, for small S and thus G near unity, that:

$$\gamma_1 S = G\beta_1 S = \beta_1(1 - S)S \quad \text{or} \quad 1 - S = \gamma_1/\beta_1 \quad (3)$$

which gives $S = 1 - \gamma_1$ for our choice $\beta_1 = 1$. Only for $\gamma_1 > \beta_1$ would S become zero, which is not possible if $\beta_1 = 1$ since γ_1 is a probability for the Monte Carlo approach and no longer a rate which could also be larger than one. Putting back β_1 as a free parameter set equal to 0.5, everybody soon returns to the general population, $S = E = F = 0$, for $\gamma_1 = 0.6$.

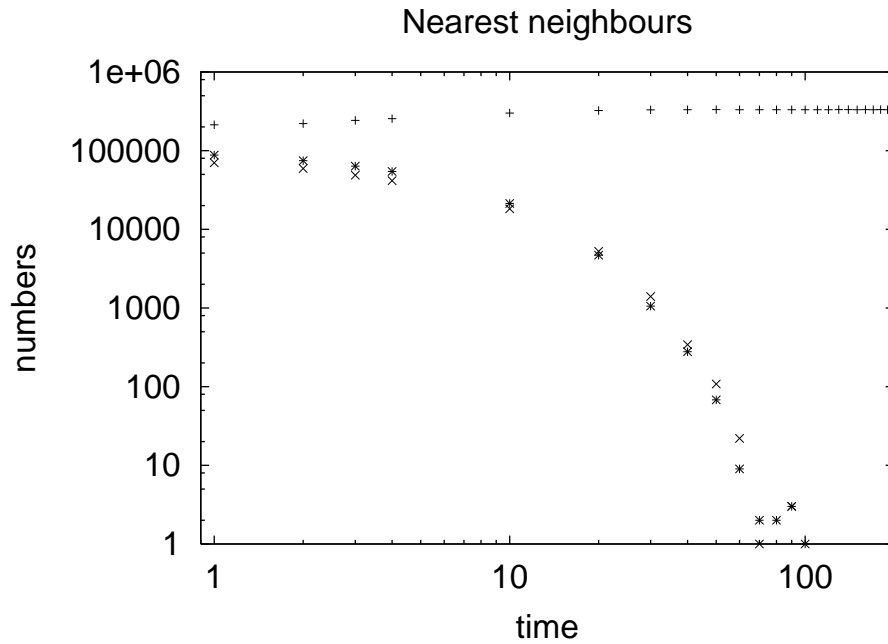


Figure 3: Neighbour interactions on lattice: Fractions of susceptible, excited and fanatic agents (from top to bottom) at $\gamma_1 = 0.4$: excited and fanatic agents die out together. Both groups also die out at $\gamma_1 = 0.9$, while at $\gamma_1 = 0.1$ the fanatics die out soon whereas excited agents decay very slowly.

4 Nearest Neighbour Interactions

Now, we simulate a proper lattice population where only nearest neighbours influence each other. Thus at each time step every agent selects randomly one of the four nearest neighbours as a discussion partner and then follows these rules (again $C = E + S + F$):

G becomes S with probability β_1 , if neighbour is S , E , or F ;

F becomes G with probability γ_3 ;

E becomes G with probability γ_2 , and

it becomes F with probability β_3/C , if neighbour is F ;

S becomes G with probability γ_1 , and

it becomes E with probability β_2/C , if neighbour is E or F .

Thus, no agent is convinced by an empty neighbour to change opinion. Again we set $\beta_1 = 1$, $\gamma_2 = \gamma_1$. Since the behaviour of the population now depends on the single opinions and not only on their sum over all lattice sites, ordered sequential updating with helical boundary conditions was used.

Figure 3 shows that, differently from Figs.1 and 2, both E and F , and not only F , decay rapidly to zero; the susceptibles remain.

5 Networks

Human beings are not trees in an orchard, sitting on a square lattice and having $k = 4$ neighbours each. The previous section used a half-empty square lattice such that the number of neighbours varied between $k = 0$ and $k = 4$. In reality, some people have many friends and some only few. Such social relationships are much better described by scale-free [6] networks of Barabási-Albert type, where the number of people having k neighbours decays as $1/k^3$ for not too small k . Moreover, real terrorism obeys a power law [7].

To grow such a network we start with four people all connected with each other and with themselves. Then, one after the other more sites are added, and each new site selects four people of the existing network as neighbours from whom to take advice. This selection is not random but proportional to the current number k of neighbours of that person: Powerful people attract more “friends“ than powerless people.

In this standard network, we then use *directed* opinion links. This means each person takes advice only from those four people whom the person se-

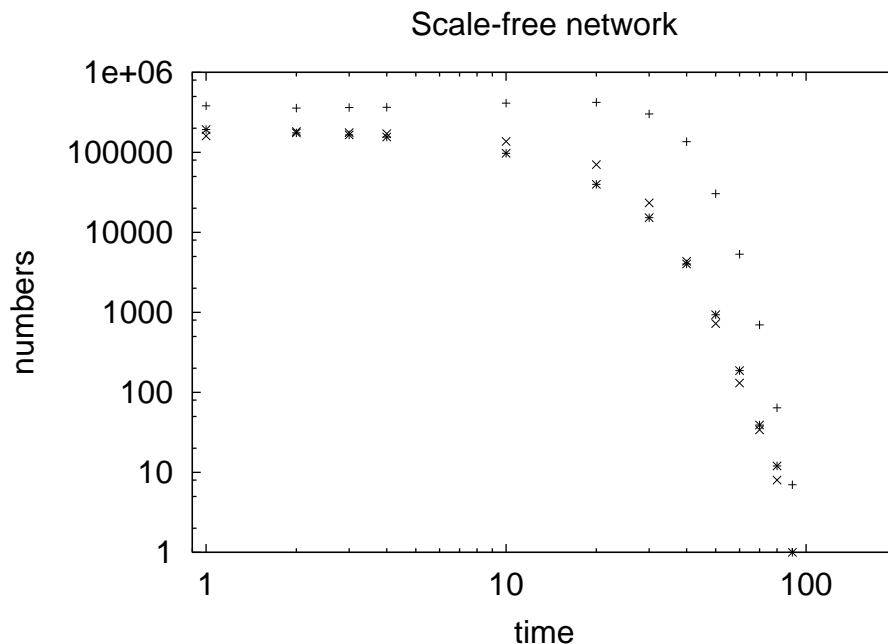


Figure 4: Barabási-Albert network: Now S, E, F all die out for $\gamma_1 = 0.4, 0.9$ and (more slowly) 0.1 .

lected when joining the network; the same person ignores the opinions of those who joined later and selected this person as advisor. Directed networks have been used before for, e.g., the Ising models [8] and opinion dynamics [9]. A computer program was listed in [10]. Again, ordered sequential updating was used.

Figure 4 shows that in the present model everyone becomes normal: $S = E = F = 0$ after sufficiently long time, differently from the results obtained with the square lattice of the previous section. In contrast to the square lattices for 50×50 up to $20,000 \times 20,000$, larger networks needed a slightly longer time for E and F to decay; see Fig. 5. With different parameters, also quite complicated dynamics can be found; see Fig. 6.

If we use symmetric instead of directed connections in these networks, now containing only 100,000 people, then for $\gamma_1 = 0.1$ all four groups survive; for $\gamma_1 = 0.4$ the F die out; for $\gamma_1 = 0.6$ also the E and for $\gamma_1 = 0.9$ we end up with $S = E = F = 0$ (not shown). Similar effects are seen if, initially, the

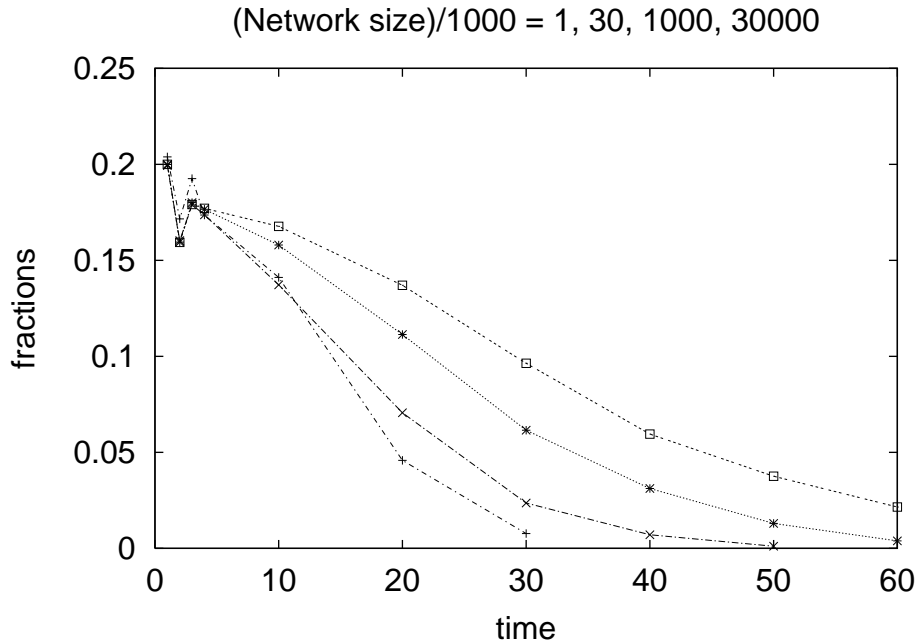


Figure 5: Barabási-Albert network: Decay of excited fraction E becomes slower for network size increasing from 1000 (leftmost curve) to 30,000, then 1 million and finally (rightmost curve) 30 million. We averaged over 10 samples.

first four people are fanatic and all others have opinion G .

Thus, similarly to [10] for Ising magnets and differently from [9] for opinion dynamics, the directed network structure gives very different results compared to the undirected case.

6 Conclusions

In summary, the model of [3] depends somewhat on the various changes in the underlying connections which we had introduced. Overall we feel that we confirmed the main conclusions from differential equations [3]: Depending on parameters like γ_1 , fanatics and/or excited agents survive or die out.

DS thanks F. Bagheri-Tar for crucial help to survive in Los Angeles.

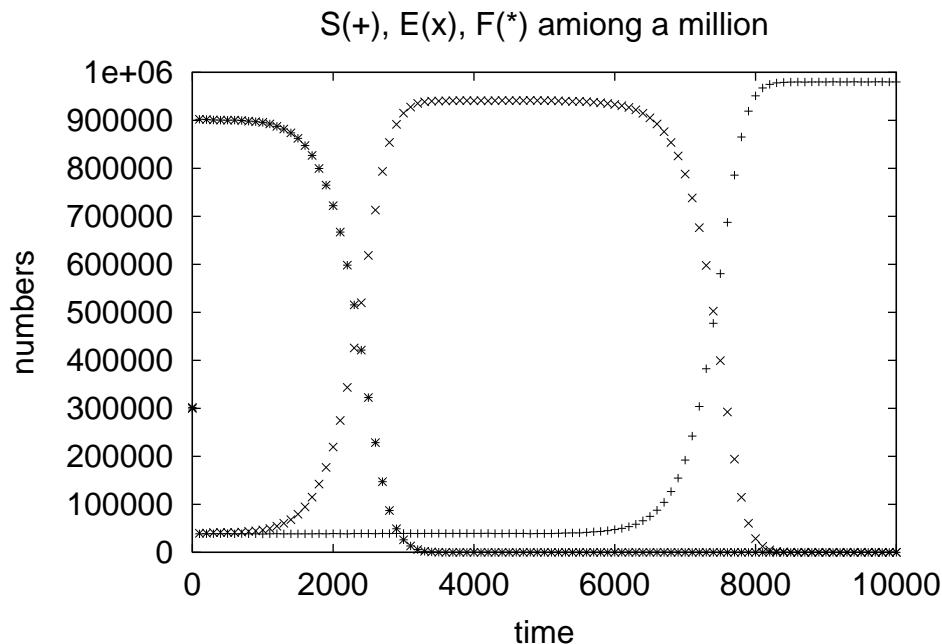


Figure 6: Barabási-Albert network: Complicated dynamics at $\gamma_1 = \gamma_2 = \gamma_3 = 0.02$ and initial $S = E = F = 0.3$. The last distribution remains stable for much longer times.

References

- [1] S. Galam, Eur. Phys. J. B 26, 269 (2002) and Physica A 330, 139 (2003); S.Galam and A. Mauger, Physica A 323, 695 (2003).
- [2] G. Deffuant, F. Amblard, G. Weisbuch and T. Faure, Journal of Artificial Societies and Social Simulation 5: issue 4, paper 1 (jasss.soc.surrey.ac.uk) (2002).
- [3] C. Castillo-Chavez and B. Song, Models for the transmission dynamics of fanatic behaviors, page 155 in *Bioterrorism - Mathematical modeling applications in homeland security*, edited by H.T. Banks and C. Castillo-Chavez, SIAM, Philadelphia 2003 (ISBN 0-89871-549-0).
- [4] N. Shnerb, Y. Louzoun, E. Bettelheim, and S. Solomon, Proc. Natl. Acad. Sci. USA 97, 10322 (2000).

- [5] E. Ising, *Z. Phys.* 31, 253 (1925).
- [6] R. Albert and A.L. Barabási, *Rev. Mod. Phys.* 74, 47 (2002).
- [7] A. Clauset and M. Young, physics/0502014 at www.arXiv.org.
- [8] A.D. Sánchez, J.M. López and M.A. Rodríguez, *Phys. Rev. Letters* 88, 048701.
- [9] D. Stauffer and H. Meyer-Ortmanns, *Int. J. Mod. Phys. C* 15, 241 (2004).
- [10] M.A. Sumour and M.M. Shabat, *Int. J. Mod. Phys. C* 16, 584 (2005).