

RELATIVISTIC QUANTUM DYNAMICS

Eugene V. Stefanovich

2014

Draft, 3rd edition

RELATIVISTIC QUANTUM DYNAMICS:

**A Non-Traditional Perspective on Space, Time,
Particles, Fields, and Action-at-a-Distance**

Eugene V. Stefanovich ¹

Mountain View, California

Copyright ©2004 - 2014 Eugene V. Stefanovich

¹e-mail: eugene_stefanovich@usa.net
web address: [http : //www.arxiv.org/abs/physics/0504062](http://www.arxiv.org/abs/physics/0504062)

To Regina

Abstract

This book is an attempt to build a consistent relativistic quantum theory of interacting particles. In the first part of the book “Quantum electrodynamics” we follow rather traditional approach to particle physics. Our discussion proceeds systematically from the principle of relativity and postulates of quantum measurements to the renormalization in quantum electrodynamics. In the second part of the book “Quantum theory of particles” this traditional approach is reexamined. We find that formulas of special relativity should be modified to take into account particle interactions. We also suggest reinterpreting quantum field theory in the language of physical “dressed” particles. This formulation eliminates the need for renormalization and opens up a new way for studying dynamical and bound state properties of quantum interacting systems. The developed theory is applied to realistic physical objects and processes including the energy spectrum of the hydrogen atom, the decay law of moving unstable particles, and the electric field of relativistic electron beams. These results force us to take a fresh look at some core issues of modern particle theories, in particular, the Minkowski space-time unification, the role of quantum fields and renormalization as well as the alleged impossibility of action-at-a-distance. A new perspective on these issues is suggested. It can help to solve the old problem of theoretical physics – a consistent unification of relativity and quantum mechanics.

Contents

PREFACE	xix
INTRODUCTION	xxix
I QUANTUM ELECTRODYNAMICS	1
1 QUANTUM MECHANICS	3
1.1 Why do we need quantum mechanics?	4
1.1.1 Corpuscular theory of light	5
1.1.2 Wave theory of light	8
1.1.3 Low intensity light and other experiments	9
1.2 Physical foundations of quantum mechanics	11
1.2.1 Single-hole experiment	12
1.2.2 Ensembles and measurements in quantum mechanics	13
1.3 Lattice of propositions	15
1.3.1 Propositions and states	17
1.3.2 Partial ordering	20
1.3.3 Meet	21
1.3.4 Join	22
1.3.5 Orthocomplement	22
1.3.6 Atomic propositions	26
1.4 Classical logic	27
1.4.1 Truth tables and distributive law	27
1.4.2 Atomic propositions in classical logic	30
1.4.3 Atoms and pure classical states	32
1.4.4 Phase space of classical mechanics	34
1.4.5 Classical probability measures	34

1.5	Quantum logic	36
1.5.1	Compatibility of propositions	36
1.5.2	Logic of quantum mechanics	39
1.5.3	Example: 3-dimensional Hilbert space	41
1.5.4	Piron's theorem	43
1.5.5	Should we abandon classical logic?	44
1.6	Quantum observables and states	45
1.6.1	Observables	45
1.6.2	States	47
1.6.3	Commuting and compatible observables	50
1.6.4	Expectation values	51
1.6.5	Basic rules of classical and quantum mechanics	52
1.7	Interpretations of quantum mechanics	53
1.7.1	Quantum unpredictability in microscopic systems	53
1.7.2	Hidden variables	55
1.7.3	Measurement problem	56
1.7.4	Agnostic interpretation of quantum mechanics	58
2	POINCARÉ GROUP	61
2.1	Inertial observers	62
2.1.1	Principle of relativity	62
2.1.2	Inertial transformations	64
2.2	Galilei group	66
2.2.1	Multiplication law of the Galilei group	66
2.2.2	Lie algebra of the Galilei group	67
2.2.3	Transformations of generators under rotations	70
2.2.4	Space inversions	73
2.3	Poincaré group	74
2.3.1	Lie algebra of the Poincaré group	75
2.3.2	Transformations of translation generators under boosts	80
3	QUANTUM MECHANICS AND RELATIVITY	83
3.1	Inertial transformations in quantum mechanics	83
3.1.1	Wigner's theorem	84
3.1.2	Inertial transformations of states	87
3.1.3	Heisenberg and Schrödinger pictures	88
3.2	Unitary representations of the Poincaré group	89
3.2.1	Projective representations of groups	90

3.2.2	Elimination of central charges in the Poincaré algebra	91
3.2.3	Single-valued and double-valued representations	99
3.2.4	Fundamental statement of relativistic quantum theory	100
4	OPERATORS OF OBSERVABLES	103
4.1	Basic observables	104
4.1.1	Energy, momentum, and angular momentum	104
4.1.2	Operator of velocity	106
4.2	Casimir operators	106
4.2.1	4-vectors	107
4.2.2	Operator of mass	108
4.2.3	Pauli-Lubanski 4-vector	109
4.3	Operators of spin and position	111
4.3.1	Physical requirements	111
4.3.2	Spin operator	113
4.3.3	Position operator	115
4.3.4	Alternative set of basic operators	119
4.3.5	Canonical form and “power” of operators	120
4.3.6	Uniqueness of the spin operator	124
4.3.7	Uniqueness of the position operator	125
4.3.8	Boost transformations of the position operator	127
5	SINGLE PARTICLES	131
5.1	Massive particles	133
5.1.1	Irreducible representations of the Poincaré group	133
5.1.2	Momentum-spin basis	136
5.1.3	Action of Poincaré transformations	139
5.2	Momentum and position representations	143
5.2.1	Spectral decomposition of the identity operator	143
5.2.2	Wave function in the momentum representation	147
5.2.3	Position representation	149
5.2.4	Inertial transformations of observables and states	152
5.3	Massless particles	157
5.3.1	Spectra of momentum, energy, and velocity	157
5.3.2	Representations of the little group	158
5.3.3	Massless representations of the Poincaré group	161
5.3.4	Doppler effect and aberration	164

6	INTERACTION	169
6.1	Hilbert space of a many-particle system	170
6.1.1	Tensor product theorem	170
6.1.2	Particle observables in a multiparticle system	172
6.1.3	Statistics	173
6.2	Relativistic Hamiltonian dynamics	175
6.2.1	Non-interacting representation of the Poincaré group	176
6.2.2	Dirac's forms of dynamics	177
6.2.3	Total observables in a multiparticle system	179
6.3	Instant form of dynamics	180
6.3.1	General instant form interaction	180
6.3.2	Bakamjian-Thomas construction	181
6.3.3	Non-Bakamjian-Thomas instant forms of dynamics	183
6.3.4	Cluster separability	186
6.3.5	Non-separability of the Bakamjian-Thomas dynamics	189
6.3.6	Cluster separable 3-particle interaction	190
6.4	Bound states and time evolution	195
6.4.1	Mass and energy spectra	195
6.4.2	Doppler effect revisited	197
6.4.3	Time evolution	199
6.5	Classical Hamiltonian dynamics	202
6.5.1	Quasiclassical states	203
6.5.2	Heisenberg uncertainty relation	204
6.5.3	Spreading of quasiclassical wave packets	205
6.5.4	Phase space	206
6.5.5	Poisson brackets	208
6.5.6	Time evolution of wave packets	212
7	SCATTERING	217
7.1	Scattering operators	218
7.1.1	S -operator	218
7.1.2	S -operator in perturbation theory	221
7.1.3	Adiabatic switching of interaction	225
7.1.4	T -matrix	227
7.1.5	S -matrix and bound states	229
7.2	Scattering equivalence	230
7.2.1	Scattering equivalence of Hamiltonians	230
7.2.2	Bakamjian's construction of the point form dynamics	232

7.2.3	Scattering equivalence of forms of dynamics	234
8	FOCK SPACE	239
8.1	Annihilation and creation operators	240
8.1.1	Sectors with fixed numbers of particles	240
8.1.2	Non-interacting representation of the Poincaré group	242
8.1.3	Creation and annihilation operators. Fermions	243
8.1.4	Anticommutators of particle operators	245
8.1.5	Creation and annihilation operators. Photons	246
8.1.6	Particle number operators	247
8.1.7	Continuous spectrum of momentum	248
8.1.8	Generators of the non-interacting representation	250
8.1.9	Poincaré transformations of particle operators	252
8.2	Interaction potentials	253
8.2.1	Conservation laws	254
8.2.2	Normal ordering	256
8.2.3	General form of interaction operators	257
8.2.4	Five types of regular potentials	259
8.2.5	Products and commutators of potentials	263
8.2.6	More about t -integrals	266
8.2.7	Solution of one commutator equation	268
8.2.8	Two-particle potentials	269
8.2.9	Cluster separability in the Fock space	272
8.3	A toy model theory	275
8.3.1	Fock space and Hamiltonian	275
8.3.2	Drawing a diagram in the toy model	277
8.3.3	Reading a diagram in the toy model	280
8.3.4	Electron-electron scattering	281
8.3.5	Effective potential	283
8.4	Diagrams in a general theory	284
8.4.1	Properties of products and commutators	284
8.4.2	Cluster separability of the S -operator	290
8.4.3	Divergence of loop integrals	292
9	QUANTUM ELECTRODYNAMICS	297
9.1	Interaction in QED	298
9.1.1	Construction of simple quantum field theories	299
9.1.2	Interaction operators in QED	302

9.2	S -operator in QED	304
9.2.1	S -operator in the second order	304
9.2.2	Lorentz invariance of the S -operator	310
9.2.3	S_2 in Feynman-Dyson perturbation theory	312
9.2.4	Feynman diagrams	316
9.2.5	Compton scattering	321
9.2.6	Virtual particles?	322
10	RENORMALIZATION	325
10.1	Renormalization conditions	328
10.1.1	Regularization	328
10.1.2	No-self-scattering renormalization condition	328
10.1.3	Charge renormalization condition	331
10.1.4	Renormalization in Feynman-Dyson theory	332
10.2	Counterterms	334
10.2.1	Electron self-scattering	334
10.2.2	Electron self-energy counterterm	336
10.2.3	Photon self-scattering	339
10.2.4	Photon self-energy counterterm	341
10.2.5	Charge renormalization	343
10.2.6	Vertex renormalization	344
10.3	Renormalized S -matrix	346
10.3.1	Vacuum polarization diagrams	347
10.3.2	Vertex diagrams	347
10.3.3	Ladder diagram	351
10.3.4	Cross-ladder diagram	355
10.3.5	Renormalizability	358
10.4	Troubles with renormalized QED	359
10.4.1	Renormalization in QED revisited	360
10.4.2	Time evolution in QED	362
10.4.3	Unphys and renorm operators in QED	364
II	QUANTUM THEORY OF PARTICLES	367
11	DRESSED PARTICLE APPROACH	371
11.1	Dressing transformation	372
11.1.1	On the origins of QED interaction	373

11.1.2	No-self-interaction condition	374
11.1.3	Main idea of the dressed particle approach	377
11.1.4	Unitary dressing transformation	378
11.1.5	Dressing in the first perturbation order	380
11.1.6	Dressing in the second perturbation order	381
11.1.7	Dressing in arbitrary order	384
11.1.8	Infinite momentum cutoff limit	385
11.1.9	Poincaré invariance of the dressed particle approach . .	387
11.2	Dressed interactions between particles	387
11.2.1	General properties of dressed potentials	387
11.2.2	Energy spectrum of the dressed theory	392
11.2.3	Comparison with other dressed particle approaches . .	393
12	COULOMB POTENTIAL AND BEYOND	397
12.1	Darwin-Breit Hamiltonian	398
12.1.1	Electron-proton potential in the momentum space . . .	398
12.1.2	Position representation	401
12.2	Hydrogen atom	403
12.2.1	Non-relativistic Schrödinger equation	404
12.2.2	Relativistic energy corrections (orbital)	406
12.2.3	Relativistic energy corrections (spin-orbital)	409
13	DECAYS	413
13.1	Unstable system at rest	414
13.1.1	Quantum mechanics of particle decays	414
13.1.2	Non-interacting representation of the Poincaré group .	418
13.1.3	Normalized eigenvectors of momentum	419
13.1.4	Interacting representation of the Poincaré group	420
13.1.5	Decay law	424
13.2	Breit-Wigner formula	425
13.2.1	Schrödinger equation	425
13.2.2	Finding function $\mu(m)$	430
13.2.3	Exponential decay law	436
13.2.4	Wave function of decay products	438
13.3	Decay law for moving particles	441
13.3.1	General formula for the decay law	441
13.3.2	Decays of states with definite momentum	443
13.3.3	Decay law in the moving reference frame	445

13.3.4	Decays of states with definite velocity	446
13.4	“Time dilation” in decays	447
13.4.1	Numerical results	447
13.4.2	Decays caused by boosts	450
13.4.3	Particle decays in different forms of dynamics	452
14	RQD IN HIGHER ORDERS	455
14.1	Spontaneous radiative transitions	456
14.1.1	Bremsstrahlung scattering amplitude	457
14.1.2	3rd order perturbation Hamiltonian	461
14.1.3	Instability of excited atomic states	463
14.1.4	Transition rate	464
14.1.5	Energy correction due to level instability	467
14.2	Radiative corrections	471
14.2.1	Product term in (14.2)	472
14.2.2	Radiative corrections to the Coulomb potential	474
14.2.3	Lamb shift	475
14.2.4	Electron’s anomalous magnetic moment	478
15	CLASSICAL ELECTRODYNAMICS	481
15.1	Hamiltonian formulation	482
15.1.1	Darwin-Breit Hamiltonian	483
15.1.2	Two charges	484
15.1.3	Definition of force	486
15.1.4	Wire with current	488
15.1.5	Charge and current loop	491
15.1.6	Charge and spin’s magnetic moment	494
15.1.7	Two types of magnets	495
15.1.8	Longitudinal forces in conductors	498
15.2	Experiments and paradoxes	499
15.2.1	Conservation laws in Maxwell’s theory	499
15.2.2	Conservation laws in RQD	501
15.2.3	Trouton-Noble “paradox”	502
15.3	Electromagnetic induction	504
15.3.1	Moving magnets	504
15.3.2	Homopolar induction: non-conservative forces	506
15.3.3	Homopolar induction: conservative forces	508
15.4	Aharonov-Bohm effect	511

15.4.1	Infinitely long solenoids or magnets	512
15.4.2	Aharonov-Bohm experiment	513
15.4.3	Toroidal magnet and moving charge	516
15.5	Fast moving charges and radiation	522
15.5.1	Fast moving charge in RQD	522
15.5.2	Fast moving charge in Maxwell's electrodynamics . . .	527
15.5.3	Kislev-Vaidman "paradox"	528
15.5.4	Accelerated charges	531
15.5.5	Electromagnetic fields vs. photons	532
16	EXPERIMENTAL SUPPORT FOR RQD	535
16.1	Relativistic electron bunches	536
16.1.1	Experiment at Frascati	537
16.1.2	Proposal for modified experiment	538
16.2	Radiation and bound fields	540
16.2.1	Near field studies	540
16.2.2	Microwave horn antennas	541
16.2.3	Frustrated total internal reflection	542
17	PARTICLES AND RELATIVITY	545
17.1	Localizability of particles	546
17.1.1	Measurements of position	547
17.1.2	Localized states in a moving reference frame	548
17.1.3	Spreading of well-localized states	549
17.1.4	Superluminal spreading and causality	551
17.2	Inertial transformations in multiparticle systems	554
17.2.1	Events and observables	554
17.2.2	Non-interacting particles	557
17.2.3	Lorentz transformations for non-interacting particles .	558
17.2.4	Interacting particles	560
17.2.5	Time translations in interacting systems	560
17.2.6	Boost transformations in interacting systems	562
17.2.7	Spatial translations and rotations	563
17.2.8	Physical inequivalence of forms of dynamics	566
17.2.9	"No interaction" theorem	567
17.3	Comparison with special relativity	573
17.3.1	On "derivations" of Lorentz transformations	573
17.3.2	On experimental tests of special relativity	575

17.3.3	Poincaré invariance vs. manifest covariance	577
17.3.4	Is there an observable of time?	578
17.3.5	Is geometry 4-dimensional?	580
17.3.6	“Dynamical” relativity	582
17.3.7	Does action-at-a-distance violate causality?	582
17.4	Are quantum fields necessary?	587
17.4.1	Dressing transformation in a nutshell	587
17.4.2	What was the reason for having quantum fields? . . .	590
17.4.3	Quantum fields and space-time	592
18	CONCLUSIONS	595
III	MATHEMATICAL APPENDICES	599
A	Groups and vector spaces	601
A.1	Groups	601
A.2	Vector spaces	602
B	Delta function and useful integrals	607
C	Some lemmas for orthocomplemented lattices.	611
D	Rotation group	613
D.1	Basics of the 3D space	613
D.2	Scalars and vectors	615
D.3	Orthogonal matrices	615
D.4	Invariant tensors	618
D.5	Vector parameterization of rotations	621
D.6	Group properties of rotations	624
D.7	Generators of rotations	626
E	Lie groups and Lie algebras	629
E.1	Lie groups	629
E.2	Lie algebras	633
F	Hilbert space	637
F.1	Inner product	637
F.2	Orthonormal bases	638

F.3	Bra and ket vectors	639
F.4	Tensor product of Hilbert spaces	641
F.5	Linear operators	641
F.6	Matrices and operators	643
F.7	Functions of operators	646
F.8	Linear operators in different orthonormal bases	650
F.9	Diagonalization of Hermitian and unitary matrices	653
G	Subspaces and projection operators	657
G.1	Projections	657
G.2	Commuting operators	659
H	Representations of groups	667
H.1	Unitary representations of groups	667
H.2	Stone's theorem	669
H.3	Heisenberg Lie algebra	670
H.4	Double-valued representations of the rotation group	671
H.5	Unitary irreducible representations of the rotation group	673
H.6	Pauli matrices	675
I	Special relativity	677
I.1	4-vector representation of the Lorentz group	677
I.2	Lorentz transformations for time and position	682
I.3	Minkowski space-time and manifest covariance	684
I.4	Decay of moving particles in special relativity	685
I.5	Ban on superluminal signaling	686
J	Quantum fields for fermions	689
J.1	Dirac's gamma matrices	689
J.2	Bispinor representation of the Lorentz group	690
J.3	Construction of the Dirac field	693
J.4	Properties of factors u and v	695
J.5	Explicit formulas for u and v	698
J.6	Convenient notation	701
J.7	Transformation laws	702
J.8	Functions U_μ and W_μ	705
J.9	$(v/c)^2$ approximation	705
J.10	Anticommutation relations	708

J.11 Dirac equation	709
J.12 Fermion propagator	712
K Quantum field for photons	715
K.1 Construction of the photon's quantum field	715
K.2 Explicit formula for $e_\mu(\mathbf{p}, \tau)$	716
K.3 Useful commutator	718
K.4 Equal time commutator of photon fields	720
K.5 Photon propagator	720
K.6 Poincaré transformations of the photon field	722
L QED interaction in terms of particle operators	727
L.1 Current density	727
L.2 First-order interaction in QED	731
L.3 Second-order interaction in QED	731
M Loop integrals in QED	747
M.1 4-dimensional delta function	747
M.2 Feynman's trick	747
M.3 Some basic 4D integrals	749
M.4 Electron self-energy integral	753
M.5 Integral for the vertex renormalization	757
M.6 Integral for the ladder diagram	766
M.7 Coulomb scattering in 2nd order	774
N Relativistic invariance of RQD	777
N.1 Relativistic invariance of simple QFT	777
N.2 Relativistic invariance of QED	779
N.3 Relativistic invariance of classical electrodynamics	786
O Dimensionality checks	791

PREFACE

Looking back at theoretical physics of the 20th century, we see two monumental achievements that radically changed the way we understand space, time, and matter – the special theory of relativity and quantum mechanics. These theories extended our comprehension to those parts of the natural world that are not normally accessible to human senses and experience. Special relativistic descriptions encompassed observers and objects moving with extremely high speeds and high energies. Quantum mechanics was essential for understanding properties of matter at the microscopic scale: nuclei, atoms, molecules, etc. In the 21st century the challenge remains in the unification of these two theories, i.e., in the theoretical description of energetic elementary particles and their interactions.

It is commonly accepted that the most promising candidate for such an unification is the local quantum field theory (QFT). Indeed, this theory achieved astonishing accuracy in calculations of certain physical observables, such as scattering cross-sections and energy spectra. In some instances, the discrepancies between experiments and predictions of quantum electrodynamics (QED) are less than 0.000000001%. It is difficult to find such accuracy anywhere else in science! However, in spite of its success, quantum field theory cannot be regarded as the ultimate unification of relativity and quantum mechanics. Just too many fundamental questions remain unanswered and too many serious problems are left unsolved.

It is fair to say that everyone trying to learn QFT was struck by its detachment from physically intuitive ideas and enormous complexity. A successful physical theory is expected to have, as much as possible, real-life counterparts for its mathematical constructs. This is often not the case in QFT, where such physically transparent concepts of quantum mechanics as the Hilbert space, wave functions, particle observables, and Hamiltonian were substituted (though not completely discarded) by more formal and obscure

notions of quantum fields, ghosts, propagators, and Lagrangians. It was even declared that the concept of a particle is not fundamental anymore and must be abandoned in favor of the field description of nature:

In its mature form, the idea of quantum field theory is that quantum fields are the basic ingredients of the universe and particles are just bundles of energy and momentum of the fields. S. Weinberg [Wei97]

The most notorious failure of QFT is the problem of ultraviolet divergences: To obtain sensible results from QFT calculations one must drop certain infinite terms. Although rules for doing such tricks are well-established, they cannot be considered a part of a mathematically sound theory. As Dirac remarked

This is just not sensible mathematics. Sensible mathematics involves neglecting a quantity when it turns out to be small – not neglecting it because it is infinitely large and you do not want it!
P. A. M. Dirac

In modern QFT the problem of ultraviolet infinities is not solved, it is “swept under the rug.” Even if the infinities in scattering amplitudes are “renormalized”, one ends up with an ill-defined Hamiltonian, which is not suitable for describing the time evolution of states. The prevailing opinion is that ultraviolet divergences are related to our lack of understanding of physics at short distances. It is often argued that QFT is a low energy (effective) approximation to some yet unknown truly fundamental theory, and that in this final theory the small distance or high energy (ultraviolet) mischiefs will be tamed somehow. There are various guesses about what this ultimate theory may be. Some think that future theory will reveal a non-trivial, probably discrete, or non-commutative structure of space at distances comparable to the Planck scale of 10^{-33} cm. Others hope that paradoxes will go away if we replace point-like particles by tiny extended objects, like strings.

Many researchers agree that the most fundamental obstacle on the way forward is the deep contradiction between quantum theory and Einstein’s relativity theory (both special and general). In a more general sense, the basic question is “what is space and time?” The answers given by Einstein’s theory of relativity and by quantum mechanics are quite different. In special

relativity, position and time are treated on an equal footing, both of them being coordinates in the 4-dimensional Minkowski space-time. However in quantum mechanics position and time play very different roles. Position (as any other physical observable) is an observable described by an Hermitian operator, whereas time is a numerical parameter, which cannot be cast into the operator form without contradictions.

In our book we would like to take a fresh look at these issues. Two basic postulates of our approach are completely non-controversial. They are the *principle of relativity* (= the equivalence of all inertial frames of reference) and the laws of *quantum mechanics*. From the mathematical perspective, the former postulate is embodied in the notion of the Poincaré group and the latter postulate leads to the algebra of operators in the Hilbert space. When combined, these two statements inevitably imply the idea of unitary representations of the Poincaré group in the Hilbert space as the major mathematical tool for the description of any isolated physical system. One of our goals is to demonstrate that observable physics fits nicely into this mathematical framework. We will also see that traditional theories sometimes deviate from these postulates, which often leads to unphysical conclusions and paradoxes. Our goal is to find, analyze, and correct these deviations.

Although the ideas presented here have rather general nature, most calculations will be performed for systems of charged particles and photons and electromagnetic forces acting between them. Traditionally, these systems were described by quantum electrodynamics (QED). However, our approach will lead us to a different theory, which we call *relativistic quantum dynamics* or RQD. Our approach is exactly equivalent to the renormalized QED as long as properties related to the S -matrix (scattering cross-sections, lifetimes, energies of bound states, etc.) are concerned. However, different results are expected for the time evolution and boost transformations in interacting systems.

RQD differs from the traditional approach in two important aspects: the recognition of the *dynamical character of boosts* and the *primary role of particles* rather than fields.

The dynamical character of boosts. Lorentz transformations for space-time coordinates of events are the most fundamental relationships in Einstein's special relativity. These formulas are usually derived for simple events associated either with light beams or with free (non-interacting) particles. Nevertheless, special relativity tacitly assumes that these Lorentz

formulas can be extended to all events with interacting particles regardless of the interaction strength. We will show that this assumption is actually wrong. We will derive boost transformations of particle observables by using Wigner's theory of unitary representations of the Poincaré group [Wig39] and Dirac's approach to relativistic interactions [Dir49]. It will then follow that boost transformations should be interaction-dependent. Usual universal Lorentz transformations of special relativity are thus only approximations. The Minkowski 4-dimensional space-time is an approximate concept as well.

Particles rather than fields. Presently accepted quantum field theories (e.g., the renormalized QED) have serious difficulties in describing the time evolution of even simplest systems, such as vacuum and single-particle states. Direct application of the QED time evolution operator to these states leads to spontaneous creation of extra (virtual) particles, which have not been observed in experiments. The problem is that bare particles of QED have rather remote relationship to physically observed electrons, positrons, etc., while the rules connecting bare and physical particles are not well established. We solve this problem by using the “dressed particle” formalism, which is the cornerstone of our RQD approach. The “dressed” Hamiltonian of RQD is obtained by applying a unitary dressing transformation to the traditional QED Hamiltonian. This transformation does not change the S -operator of QED, therefore the perfect agreement with experimental data is preserved. The RQD Hamiltonian describes electromagnetic phenomena in terms of directly interacting physical particles (electrons, photons, etc.) without reference to spurious bare and virtual particles. Quantum fields play only an auxiliary role. In addition to accurate scattering amplitudes, our approach allows us to obtain the time evolution of interacting particles and offers a rigorous way to find both energies and wave functions of bound states. All calculations with the RQD Hamiltonian can be done by using standard recipes of quantum mechanics without encountering embarrassing ultraviolet divergences and without the need for artificial cutoffs, regularization, renormalization, etc.

Of course, the idea of particles with action-at-a-distance forces is not new. The original Newtonian theory of gravity had exactly this form, and (quasi-)particle approaches are often used in modern theories. However, the consensus opinion is that such approaches can be only approximate, in particular, because instantaneous interactions are believed to violate important principles of relativistic invariance and causality. Textbooks try to convince

us that these important principles can be reconciled with quantum postulates only in a theory based on local (quantum) fields with retarded interactions. In this book we are going to challenge this consensus and demonstrate that the particle picture and action-at-a-distance do not contradict relativity and causality.

Our central message can be summarized in few sentences

The physical world is composed of point-like particles. They obey laws of quantum mechanics and interact with each other via instantaneous action-at-a-distance potentials, which depend on distances between the particles and on their momenta. These potentials may lead to the creation and annihilation of particles as well. This picture is in full agreement with principles of relativity and causality. In order to establish this agreement one should recognize that boost transformations of particle observables depend on interactions acting in the system. Thus special-relativistic formulas for Lorentz transformations are approximate. Exact relativistic theories of interacting particles should be formulated without reference to the unphysical 4D Minkowski space-time.

This book is divided into three parts. Part I: **QUANTUM ELECTRODYNAMICS** comprises ten chapters 1 - 10. In this part we avoid controversial issues and stick to traditionally accepted views on relativistic quantum theories, such as QFT. We specify our basic assumptions, notation, and terminology while trying to follow a logical path starting from basic postulates of relativity and probability and culminating in calculation of the renormalized S -matrix in QED. The purpose of Part I is to set the stage for introducing our non-traditional particle-based approach in the second part of the book.

In chapter 1 **Quantum mechanics** the basic laws of quantum mechanics are derived from simple axioms of measurements (quantum logic).

In chapter 2 **Poincaré group** we introduce the Poincaré group as a set of transformations that relate different (but equivalent) inertial reference frames.

Chapter 3 **Quantum mechanics and relativity** unifies the two above pieces and establishes unitary representations of the Poincaré group in the Hilbert space of states as the most general mathematical description of any isolated physical system.

In chapter 4 **Operators of observables** we find the correspondence between known physical observables (such as mass, energy, momentum, spin, position, etc.) and concrete Hermitian operators in the Hilbert space.

Chapter 5 **Single particles** is devoted to Wigner's theory of irreducible representations of the Poincaré group. It provides a complete description of basic properties and dynamics of isolated stable elementary particles.

In chapter 6 **Interaction** we discuss relativistically invariant interactions in multi-particle systems.

Chapter 7 **Scattering** is devoted to quantum-mechanical description of particle collisions.

In chapter 8 **Fock space** we consider the general class of systems in which particles can be created and annihilated and their numbers are not conserved.

In chapter 9 **Quantum electrodynamics** we apply all the above ideas to systems of charged particles and photons in the formalism of QED.

Chapter 10 **Renormalization** concludes this first “traditional” part of the book. This chapter discusses the appearance of ultraviolet divergences in QED and explains their elimination by means of counterterms added to the Hamiltonian.

Part II of the book **QUANTUM THEORY OF PARTICLES** (chapters 11 - 18) examines the new particle-based RQD approach, its connection to the traditional theory from part I, and its advantages. Our goal is to dispel the common prejudice against using particle interpretation in relativistic quantum theories. We show that the view of the world as consisting of point particles interacting via instantaneous direct potentials is not contradictory and is capable to explain physical phenomena just as well - or even better - as the mainstream field-based view.

This “non-traditional” part of the book begins with chapter 11 **Dressed particle approach**, which provides a deeper analysis of renormalization and the bare particle picture in quantum field theories. The main ideas of our particle-based approach are formulated here and QED is being rewritten in terms of creation and annihilation operators of physical particles, rather than bare quantum fields.

In chapter 12 **Coulomb potential and beyond** we derive the dressed

interaction between charged particles and use it to calculate the spectrum of the hydrogen atom.

Chapter 13 **Decays** deals with a rigorous description of unstable quantum systems. The special focus is on decays of fast moving particles. Here we show that the usual Einstein's time dilation formula is not an accurate description of such phenomena. In principle, it should be possible to observe deviations from this formula in experiments, but, unfortunately, the required precision cannot be reached with the currently available technology.

The mathematics of particle decays is applied to radiative transitions in the hydrogen atom in chapter 14 **RQD in higher orders**. In this chapter we also discuss infrared divergences (and their cancelation) in high perturbation orders. In particular, we calculate the electron's anomalous magnetic moment and the Lamb shifts of atomic energy levels.

In chapter 15 **Classical electrodynamics** we show that classical electrodynamics can be reformulated as a Hamiltonian theory of charged particles with action-at-a-distance forces. These forces depend not only on the distance between the charges, but also on their velocities and spins. In this formulation, electromagnetic fields and potentials are not present at all and Maxwell's equations do not play any role. This allows us to resolve a number of theoretical paradoxes and, at the same time, remain in agreement with experimental data. Even the famous Aharonov-Bohm experiment gets its explanation as an effect of inter-particle interactions on the phases of quantum wave packets – i.e., without any involvement of electromagnetic potentials and non-trivial space topology.

We conclude our discussion of electromagnetic phenomena by the chapter 16 **Experimental support for RQD**, where we briefly describe several experiment supporting our idea about the instantaneous propagation of Coulomb and magnetic interactions.

In chapter 17 **Particles and relativity** we discuss real and imaginary paradoxes usually associated with the particle interpretation of QFT. In particular, we discuss the superluminal spreading of localized wave packets and the Currie-Jordan-Sudarshan “no interaction” theorem. We show that superluminality and action-at-a-distance can coexist with causality if the relativistic invariance of interactions is properly understood.

The final small chapter 18 **Conclusions** summarizes major results and conclusions of this work and briefly mentions possible directions for future investigations.

Some useful mathematical facts and more technical derivations are col-

lected in the Part III: **MATHEMATICAL APPENDICES**.

Remarkably, the development of the new particle-based RQD approach did not require introduction of radically new physical ideas. Actually, all key ingredients of this study were formulated a long time ago, but for some reason they have not attracted the attention they deserve. For example, the fact that either translations or rotations or boosts must have dynamical dependence on interactions was first established in Dirac’s work [Dir49]. These ideas were further developed in “direct interaction” theories by Bakamjian and Thomas [BT53], Foldy [Fol61], Sokolov [Sok75, SS78], Coester and Polyzou [CP82] and many others. The primary role of particles in formulation of quantum field theories was emphasized in an excellent book by Weinberg [Wei95]. The “dressed particle” approach was advocated by Greenberg and Schweber [GS58].² First indications that this approach can solve the problem of ultraviolet divergences in QFT are contained in papers by Ruijgrok [Rui59], Shirokov and Vişinescu [Shi72, VS74]. The formulation of RQD presented in this book just combined all these good ideas into one comprehensive approach, which, we believe, is a step toward a consistent unification of quantum mechanics and the principle of relativity.

In this book we are using the Heaviside-Lorentz system of units³ in which the Coulomb law has the form $V = q_1 q_2 / (4\pi r)$ and the proton charge has the value of $e = 2\sqrt{\pi} \times 4.803 \times 10^{-10}$ statcoulomb. The speed of light is $c = 2.998 \times 10^{10}$ cm/s; the Planck constant is $\hbar = 1.054 \times 10^{-27}$ erg·s, so the *fine structure constant* is $\alpha \equiv e^2 / (4\pi\hbar c) \approx 1/137$.

The new material contained in this book was partially covered in six articles [Ste01, Ste96, Ste02, Ste05, Ste06, Ste08].

I would like to express my gratitude to Peter Enders, Theo Ruijgrok and Boris Zapol for reading this book and making valuable critical comments and suggestions. I also would like to thank Harvey R. Brown, Rainer Grobe, William Klink, Vladimir Korda, Chris Oakley, Federico Piazza, Wayne Polyzou, Alexander Shebeko and Mikhail Shirokov for enlightening conversations as well as Bilge, Bernard Chaverondier, Wolfgang Engelhardt, Juan R. González-Álvarez, Bill Hobba, Igor Khavkine, Mike Mowbray, Arnold Neumaier and Dan Solomon for online discussions and fresh ideas that allowed me to improve the quality of this manuscript over the years. These acknowl-

²A very similar unitary transformation technique was developed even earlier by Fröhlich [Frö52, Frö61] in the theory of electron-phonon interactions in solids.

³see Appendix in [Jac99]

edgements do not imply any direct or indirect endorsements of my work by these distinguished researchers. All errors and misconceptions contained in this book are mine and only mine.

INTRODUCTION

It is wrong to think that the task of physics is to find out how nature is. Physics concerns what we can say about nature...

Niels Bohr

In this Introduction, we will try to specify more exactly what is the purpose of theoretical physics and what are the fundamental concepts and their relationships studied by this branch of science. Some of the definitions and statements made here may look self-evident or even trivial. Nevertheless, it seems important to spell out these definitions explicitly, in order to avoid misunderstandings in later parts of the book.

We obtain all information about the physical world from *measurements*, and the fundamental goal of theoretical physics is to describe and predict the results of these measurements. The act of measurement requires at least three objects (see Fig. 1): a *preparation device*, a *physical system*, and a *measuring apparatus*. The preparation device prepares the physical system in a certain *state*. The state of the system has some attributes or properties. If an attribute or property can be assigned a numerical value it will be called *observable* F . The observables are measured by bringing the system into contact with the measuring apparatus. The result of the measurement is a numerical value of the observable, which is a real number f . We assume that every measurement of F yields *some* value f , so that there are no misfirings of the measuring apparatus.

This was just a brief list of relevant notions. Let us now look at all these ingredients in more detail.

Physical system. Loosely speaking, the physical system is any object that can trigger a response (measurement) in the measuring apparatus. As

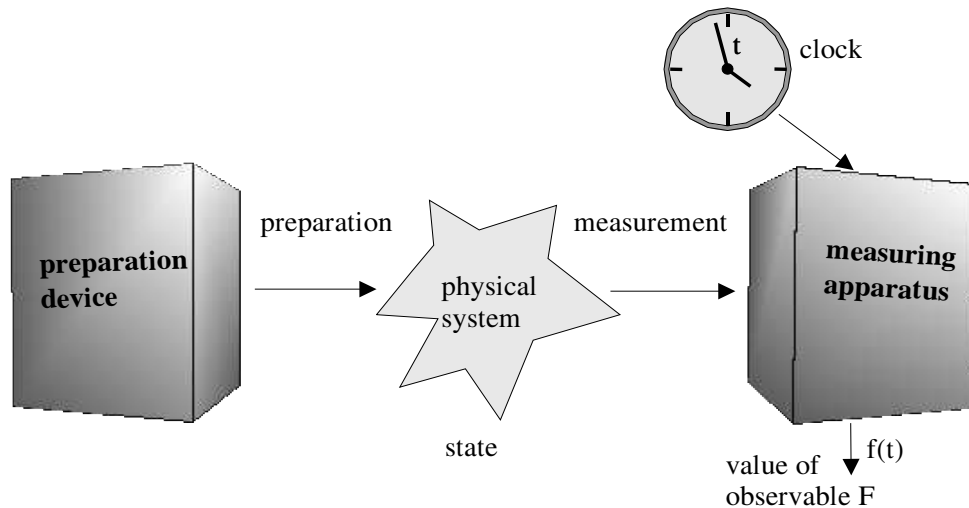


Figure 1: Schematic representation of the preparation/measurement process.

physical system is the most basic concept in physics, it is difficult to give a more precise definition. An intuitive understanding will be sufficient for our purposes. For example, an electron, a hydrogen atom, a book, a planet are all examples of physical systems.

Physical systems can be either *elementary* (also called *particles*) or *compound*, i.e., consisting of two or more particles.

In this book we will limit our discussion to *isolated systems*, which do not interact with the rest of the world or with any external potential.⁴ By doing so, we exclude some interesting physical systems and effects, like atoms in external electric and magnetic fields. However, this does not limit the generality of our treatment. Indeed, one can always combine the atom and the field-creating device into one unified system that can be studied within the “isolated system” approach.

States. Any physical system may exist in a variety of different states: a book can be on your desk or in the library; it can be open or closed; it can be at rest or fly with a high speed. The distinction between different

⁴Of course, the interaction with the measuring apparatus must be allowed, because this interaction is the only way to get objective information about the system. However, we reject the idea that the process of measurement should have a dynamical description in the theory. See subsection 1.7.3.

systems and different states of the same system is sometimes far from obvious. For example, a separated pair of particles (electron + proton) does not look like the hydrogen atom. So, one may conclude that these are two different systems. However, in reality these are two different states of the same compound system.

Preparation and measuring devices. Generally, preparation and measuring devices can be rather sophisticated, e.g., accelerators, bubble chambers, etc. It would be hopeless to include in our theoretical framework a detailed description of their design and how they interact with the physical system. Instead, we will use an idealized representation of both the preparation and measurement acts. In particular, we will assume that the measuring apparatus is a black box whose job is to produce just one real number - the value of some observable - upon the act of measurement.

It is important to note that generally the measuring device can measure only *one* observable. We will not assume that it is possible to measure several observables at once with the same device. For example, a particle's position and momentum cannot be obtained in one measurement.

We will also see that one preparation/measurement act is not sufficient for a full characterization of the studied physical system. Our preparation/measurement setup should be able to process multiple copies of the same system prepared in exactly the same conditions.⁵ A striking property of nature is that in such repetitive measurements we are not guaranteed to obtain exactly the same results. We will see that in many cases results of measurements are subject to a random scatter. So, theoretical descriptions of states can be only probabilistic. This idea is the starting point of *quantum mechanics*.

Observables. Theoretical physics is inclined to study simplest physical systems and their most fundamental observable properties, such as mass, velocity, spin, etc. We will assume exact measurability of any observable. Of course, this claim is an idealization. Clearly, there are precision limits for all real measuring apparatuses. However, we will suppose that with certain efforts one can always make more and more accurate measurements, so the precision is, in principle, unlimited.⁶

⁵This is also called an *ensemble*.

⁶For example, it is impossible in practice to measure location of the electron inside the hydrogen atom. Nevertheless, we will assume that this can be done in our idealized

Some observables can take a value anywhere on the real axis \mathbb{R} . The Cartesian components of position R_x , R_y , and R_z are good examples of such (unlimited range, continuous) observables. However there are also observables for which this is not true and the allowed values form only a subset of the real axis. Such a subset is called the *spectrum* of the observable. For example, it is known (see Chapter 5) that each component of particle's velocity cannot exceed the speed of light c , so the spectrum of the velocity components V_x , V_y , and V_z is $[-c, c]$. Both position and velocity have *continuous* spectra. However, there are many observables having a *discrete* spectrum. For example, the number of particles in the system (which is also a valid observable) can only take integer values 0, 1, 2, ... Later we will also meet observables whose spectrum is a combination of discrete and continuous parts, e.g., the energy spectrum of the hydrogen atom.

Clearly the measured values of observables must depend on the kind of the system being measured and on its state. The measurement of any true observable must involve some kind of interaction or contact between the observed system and the measuring apparatus. We emphasize this fact because there are numerical quantities in physics which are not associated with any physical system and therefore they are not called observables. For example, the number of space dimensions (3) is not an observable, because we do not regard space as an example of a physical system.

Time and clocks. Another important physical quantity, that does not belong to the class of observables, is time. We cannot say that time is a property of a physical system, because a “measurement” of time (looking at positions of the clock's arms) does not involve any interaction with the physical system. One can “measure” time even in the absence of any physical system in our laboratory. To do that, one just needs to have a clock, which is a necessary part of any experimental setup and not a physical system by itself.⁷ The clock assigns a time label (a numerical parameter) to each measurement of true observables, and this label does not depend on the

theory. Then each individual measurement of the electron's position would yield a certain result \mathbf{r} . However, as will be discussed in chapter 1, results of repetitive measurements in the ensemble are generally non-reproducible and random. So, in quantum mechanics the electron's state should be describable by a probability distribution $|\psi(\mathbf{r})|^2$.

⁷Of course, one can decide to consider the laboratory clock as a physical system and perform physical measurements on it. For example, one can investigate the quantum uncertainty in the clock's arm position. However, then this particular clock is no longer suitable for “measuring” time. Some other device must be used for time-keeping purposes.

state of the observed system. The unique place of the clock and time in the measurement process is indicated in Fig. 1.

Observers. We will call *observer* O a collection of measuring apparatuses (plus a specific device called *clock*), which are designed to measure all possible observables. *Laboratory* is a full experimental setup, i.e., a preparation device plus observer O with all his measuring devices.

In this book we consider only *inertial observers* (= inertial frames of reference) or inertial laboratories. These are observers that move uniformly without acceleration and rotation, i.e., observers whose velocity and orientation of axes does not change with time. The importance of choosing inertial observers will become clear in section 2.1 where we will see that measurements performed by these observers obey the principle of relativity.

The minimal set of measuring devices associated with an observer include a yardstick for measuring distances, a clock for registering time, a fixed point of origin and three mutually perpendicular axes erected from this point. In addition to measuring properties of physical systems, our observers can also see their fellow observers. With the measuring kit described above each observer O can characterize another observer O' by ten parameters $\{\vec{\phi}, \mathbf{v}, \mathbf{r}, t\}$. These parameters include i) the time shift t between O and O' ; ii) the position vector \mathbf{r} that connects the origin of O with the origin of O' ; iii) the rotation angle⁸ $\vec{\phi}$ that relates orientations of axes in O' to orientations of axes in O and iv) the velocity \mathbf{v} of O' relative to O .

It is convenient to introduce the notion of *inertial transformations* of observers and laboratories. Transformations of this kind include

- rotations,
- space translations,
- time translations,
- changes of velocity or *boosts*.

There are three independent rotations (around x , y , and z axes), three independent translations and three independent boosts. So, along with the time translations that makes 10 basic types of inertial transformations. More general inertial transformations can be made by performing two (or more) basic

⁸The vector parameterization of rotations is discussed in Appendix D.5.

transformations in succession. We will postulate that for any pair of inertial observers O and O' one can always find an inertial transformation g , such that $O' = gO$. Conversely, application of any inertial transformation g to any inertial observer O leads to a different valid inertial observer $O' = gO$. In chapter 2 we will make an important observation that transformations g form a group.

An important comment should be made about the definition of “observer” used in this book. Usually, an observer is understood as a person (or a measuring apparatus) that exists and performs measurements for infinitely long time. For example, it is common to discuss the time evolution of a physical system “from the point of view” of this or that observer. However, this colloquial definition does not fit our purposes. The problem with this definition is that it singles out time translations as being different from space translations, rotations, and boosts. In this approach time translations become associated with the observer herself rather than being treated equally with other inertial transformations between observers. The central idea of our approach to relativity is to treat all ten types of inertial transformations on equal footing. Therefore, we will use a definition of observer that is slightly different from the one described above. In our definition observers are “short-living.” They exist and perform measurements in a short time interval and they can see only a snapshot of the world around them. So, individual observers cannot “see” the time evolution of a physical system. In our approach the time evolution is described as a succession of measurements performed by a series of instantaneous observers related to each other by time translations. Then the colloquial “observer” is actually a continuous sequence of our “short-living” observers displaced in time with respect to each other.

One of the most important tasks of physics is to establish the relationship between measurements performed by two different observers on the same physical system. These relationships will be referred to as *inertial transformations of observables*. In particular, if values of some observables measured by O are known, and the inertial transformation connecting O with O' is known as well, then we should be able to figure out the values of those observables from the point of view of O' . Probably the most important and challenging task of this kind is the description of *dynamics* or *time evolution*. In this case, observers O' and O are connected by a time translation.

The goals of physics. The above discussion can be summarized by indicating five essential goals of theoretical physics:

- provide a classification of physical systems;
- for each physical system give a list of observables and their spectra;
- for each physical system give a list of possible states;
- for each state of the system describe the results of measurements of relevant observables;
- given one observer's description of the system's state find out how other observers see the same state.

Part I

**QUANTUM
ELECTRODYNAMICS**

Chapter 1

QUANTUM MECHANICS

The nature of light is a subject of no material importance to the concerns of life or to the practice of the arts, but it is in many other respects extremely interesting.

Thomas Young

In this chapter we are going to discuss the most basic inter-relationships between preparation devices, physical systems, and measuring apparatuses (see Fig. 1). In particular, we will ask what kind of information about the physical system can be obtained by the observer and how this information depends on the state of the system?

Until the end of the 19th century these questions were answered by classical mechanics which, basically, said that in each state the physical system has a number of observables (e.g, position, momentum, mass, etc) whose values can be measured simultaneously, accurately, and reproducibly. These deterministic views were held to be indisputable and self-evident not only in classical mechanics, but throughout classical physics.

Dissatisfaction with the classical theory started to grow at the end of the 19th century when this theory was found inapplicable to microscopic phenomena, such as the radiation spectrum of heated bodies, discrete spectra of atoms, and the photo-electric effect. Solutions for these and many other problems were found in *quantum mechanics* whose creation involved joint efforts and passionate debates of such outstanding scientists as Bohr,

Born, de Broglie, Dirac, Einstein, Fermi, Fock, Heisenberg, Pauli, Planck, Schrödinger, Wigner, and many others. The picture of the physical world emerged from these efforts was weird, paradoxical, and completely different from the familiar classical picture. However, despite this apparent weirdness, predictions of quantum mechanics are being tested countless times everyday in physical and chemical laboratories around the world and not a single time were these “weird” predictions found wrong. This makes quantum mechanics the most successful and accurate physical theory of all times.

There are dozens of good textbooks, which explain the laws and rules of quantum mechanics and how they can be used to perform calculations in each specific case. These laws and rules are not controversial and the reader of this book is supposed to be familiar with them. However, the deeper meaning and interpretation of the quantum formalism is still a subject of a fierce debate. Why does nature obey the rules of quantum mechanics? Why there are wave functions satisfying the linear superposition principle? Is it possible to change the rules (e.g., introduce some non-linearity) without finding ourselves in contradiction with experiments? People are asking these questions more frequently in recent years as the search for quantum gravity has intensified, and one fashionable idea was that one should modify the rules quantum mechanics in order to reconcile them with general relativity.

In this chapter we will present a less-known viewpoint on theoretical origins of quantum laws. This approach says that the true laws of logic applicable to physical measurements are different from the classical laws of Aristotle and Boole. The familiar classical logic should be replaced by the so-called *quantum logic*. We will argue that the formalism of quantum mechanics (including vectors and Hermitian operators in the Hilbert space) follows almost inevitably from simple properties of measurements and quantum-logical relationships between them. These properties and relationships are so basic, that it seems impossible to modify them and thus to change quantum laws without destroying their internal consistency and their consistency with observations. In section 1.7 we will also add some thoughts to the never-ending philosophical debate about interpretations of quantum mechanics.

1.1 Why do we need quantum mechanics?

The inadequacy of classical concepts is best seen by analyzing the debate between the corpuscular and wave theories of light. Let us demonstrate the

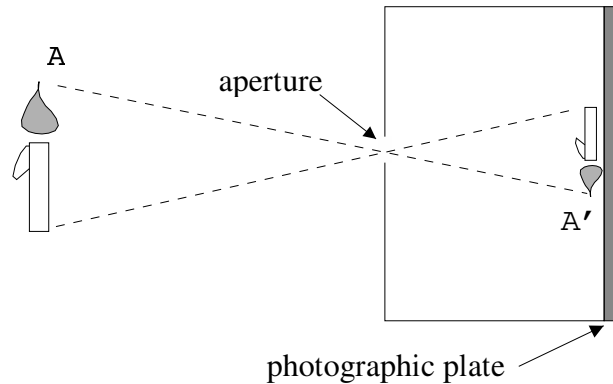


Figure 1.1: The image in the *camera obscura* with a pinhole aperture is created by straight light rays: the image at the point A' on the photographic plate is created only by light rays emitted from the point A and passed straight through the hole.

essence of this centuries-old debate on an example of a thought experiment with a pinhole camera.

1.1.1 Corpuscular theory of light

You probably saw or heard about a simple device called *camera obscura* or pinhole camera. You can easily make this device yourself: Take a light-tight box, put a photographic plate inside the box and make a small hole in the center of the side opposite to the photographic plate (see Fig. 1.1). The light passing through the hole inside the box creates a sharp inverted image on the photographic plate. You will get even sharper image by decreasing the size of the hole, though the image will become dimmer, of course. This behavior of light was well known for centuries (a drawing of the camera obscura is present in Leonardo da Vinci's papers). One of the earliest scientific explanations of this and other properties of light (reflection, refraction, etc.) was suggested by Newton. In modern language, his *corpuscular theory* would explain the formation of the image like this:

Corpuscular theory: Light is a flow of tiny particles (photons) propagating along straight classical trajectories (light rays). Each particle in the ray carries a certain amount of energy, which gets

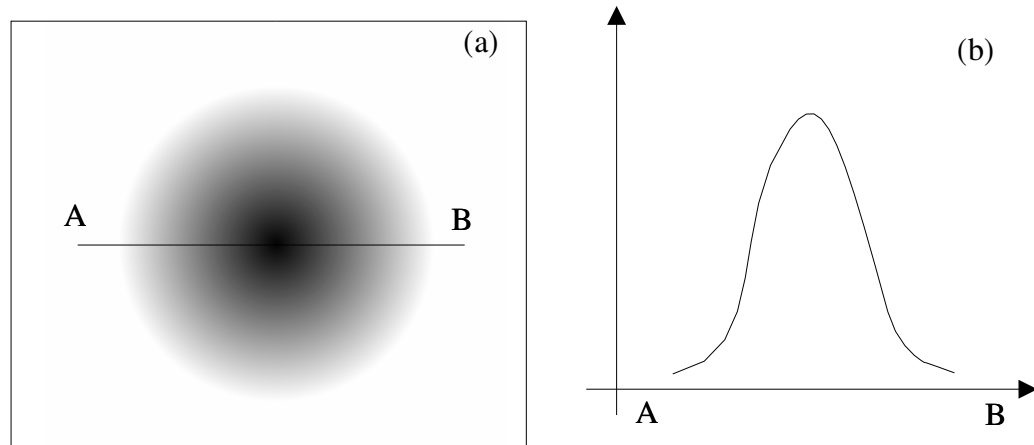


Figure 1.2: (a) Image in the pinhole camera with a very small aperture; (b) the density of the image along the line AB

released upon impact in a very small volume corresponding to one grain of the photographic emulsion and produces a small dot image. When intensity of the source is high, there are so many particles, that we cannot distinguish their individual dots. All these dots merge into one continuous image, and the intensity of the image is proportional to the number of particles hitting the photographic plate during the exposure time.

Let us continue our experiment with the pinhole camera and decrease the size of the hole even further. The corpuscular theory would insist that the smaller size of the hole must result in a sharper image. However this is not what experiment shows! For a very small hole the image on the photographic plate will be blurred. If we further decrease the size of the hole, the detailed picture will completely disappear and the image will look like one large diffuse spot (see Fig. 1.2), independent on the form and shape of the light source outside the camera. It appears as if light rays scatter in all directions when they pass through a small aperture or near a small object. This effect of the light spreading is called *diffraction*, and it was discovered by Grimaldi in the middle of the 17th century.

Diffraction is rather difficult to reconcile with the corpuscular theory. For example, we can try to save this theory by assuming that light rays deviate from their straight paths due to some interaction with the box material sur-

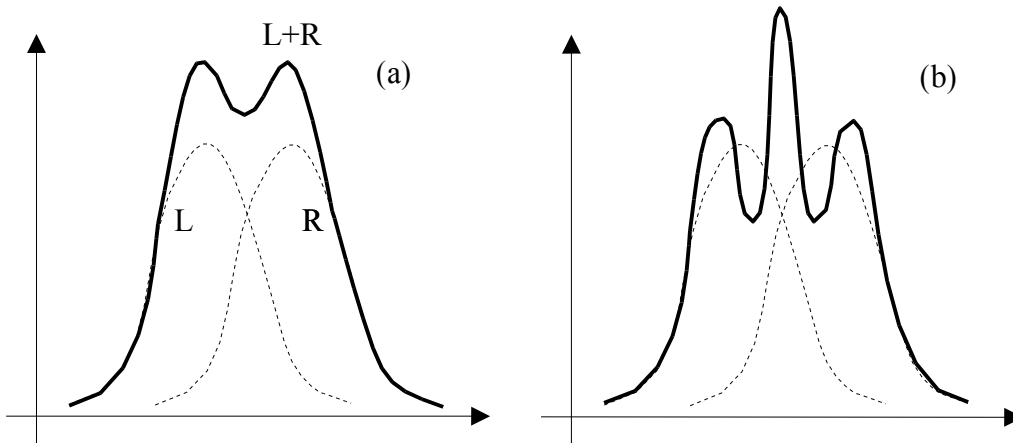


Figure 1.3: (a) The density of the image in a two-hole camera according to naïve corpuscular theory is a superposition of images created by the left (L) and right (R) holes; (b) Actual interference picture: In some places the density of the image is higher than $L+R$ (constructive interference); in other places the density is lower than $L+R$ (destructive interference).

rounding the hole. However this is not a satisfactory explanation, because one can easily establish by experiment that the shape of the diffraction picture is completely independent on the type of material used to make the walls of the pinhole camera. The most striking evidence of the fallacy of the naïve corpuscular theory is the effect of light *interference* discovered by Young in 1802 [You04]. To observe the interference, we can slightly modify our pinhole camera by making two small holes close to each other, so that their diffraction spots on the photographic plate overlap. We already know that when we leave the left hole open and close the right hole we get a diffuse spot L (see Fig. 1.3(a)). When we leave open the right hole and close the left hole we get another spot R. Let us try to predict what kind of image we will get if both holes are opened.

Following the corpuscular theory and simple logic we might conclude that particles reaching the photographic plate are of two sorts: those passed through the left hole and those passed through the right hole. When the two holes are opened at the same time, the density of the “left hole” particles should add to the density of the “right hole” particles and the resulting image should be a superposition $L+R$ of the two images (full line in Fig. 1.3(a)). Right? Wrong! This seemingly reasonable explanation disagrees

with experiment. The actual image has new features (brighter and darker regions) called the *interference picture* (full line in Fig. 1.3(b)).

Can the corpuscular theory explain this strange interference pattern? We could assume, for example, that some kind of interaction between light corpuscles is responsible for the interference, so that passages of different particles through left and right holes are not independent events, and the law of addition of probabilities does not hold for them. However, this idea must be rejected because, as we will see later, the interference picture persists even if photons are released one-by-one, so that they cannot interact with each other.

1.1.2 Wave theory of light

The inability to explain such basic effects of light propagation as diffraction and interference was a major embarrassment for the Newtonian corpuscular theory. These effects as well as all other properties of light known before quantum era (reflection, refraction, polarization, etc.) were brilliantly explained by the wave theory of light advanced by Grimaldi, Huygens, Young, Fresnel, and others. The wave theory gradually replaced Newtonian corpuscles in the course of the 19th century. The idea of light as a wave found its strongest support from Maxwell's electromagnetic theory which unified optics with electric and magnetic phenomena. Maxwell explained that the light wave is actually an oscillating field of electric $\mathbf{E}(\mathbf{x}, t)$ and magnetic $\mathbf{B}(\mathbf{x}, t)$ vectors – a sinusoidal wave propagating with the speed of light. According to the Maxwell's theory, the energy of the wave and consequently the intensity of light I , is proportional to the square of the amplitude of the field vector oscillations, e.g., $I \propto \mathbf{E}^2$. Then formation of the photographic image can be explained as follows:

Wave theory: Light is a continuous wave or field propagating in space in an undulatory fashion. When the light wave meets molecules of the photo-emulsion, the charged parts of the molecules start to oscillate under the influence of the light's electric and magnetic field vectors. The portions of the photographic plate with higher field amplitudes have more violent molecular oscillations and higher image densities.

This provides a natural explanation for both diffraction and interference: Diffraction simply means that light waves can deviate from straight paths and

go around corners, just like sound waves do.¹ To explain the interference, we just need to note that when two portions of the wave pass through different holes and meet on the photographic plate, their electric vectors add up. However intensities of the waves are not additive: $I \propto (\mathbf{E}_1 + \mathbf{E}_2)^2 = \mathbf{E}_1^2 + 2\mathbf{E}_1 \cdot \mathbf{E}_2 + \mathbf{E}_2^2 \neq \mathbf{E}_1^2 + \mathbf{E}_2^2 \propto I_1 + I_2$. It follows from simple geometric considerations that in the two-hole configuration there are places on the photographic plate where the two waves always come in phase ($\mathbf{E}_1(t) \uparrow\uparrow \mathbf{E}_2(t)$ and $\mathbf{E}_1 \cdot \mathbf{E}_2 > 0$, which means *constructive interference*) and there are other places where the two waves always come with opposite phases ($\mathbf{E}_1(t) \uparrow\downarrow \mathbf{E}_2(t)$ and $\mathbf{E}_1 \cdot \mathbf{E}_2 < 0$, i.e., *destructive interference*).

1.1.3 Low intensity light and other experiments

In the 19th century physics, the wave-particle debate was decided in favor of the wave theory. However, further experimental evidence showed that the victory was declared prematurely. To see what goes wrong with the wave theory, let us continue our thought experiment with the interference picture created by two holes and gradually tune down the intensity of the light source. At first, nothing interesting will happen: we will see that the density of the image predictably decreases. However, after some point we will recognize that the photographic image is not uniform and continuous as before. It consists of small blackened dots as if some grains of photo-emulsion were exposed to light and others were not. This observation is very difficult to reconcile with the wave theory. How a continuous wave can produce this dotted image? However this is exactly what the corpuscular theory would predict. Apparently the dots are created by particles hitting the photographic plate one-at-a-time.

A number of other effects were discovered at the end of the 19th century and in the beginning of the 20th century, which could not be explained by the wave theory of light. One of them was the photo-electric effect: It was observed that when the light is shined on a piece of metal, electrons can escape from the metal into the vacuum. This observation was not surprising by itself. However it was rather puzzling how the number of emitted electrons depended on the frequency and the intensity of the incident light. It was found that only light waves with frequencies above some threshold ω_0 were

¹Wavelengths corresponding to the visible light are between 0.4 micron for the violet light and 0.7 micron for the red light. So for large obstacles or holes, the deviations from the straight path are very small and the corpuscular theory of light works reasonably well.

capable of knocking out electrons from the metal. Radiation with frequency below ω_0 could not produce the electron emission even if the light intensity was high. According to the wave theory, one could assume that the electrons are knocked out of the metal due to some kind of force exerted on them by electromagnetic vectors \mathbf{E} , \mathbf{B} in the wave. A larger light intensity (= larger wave amplitude = higher values of \mathbf{E} and \mathbf{B}) naturally means a larger force and a larger chance of the electron emission. Then why the low frequency but high intensity light could not do the job?

In 1905 Einstein explained the photo-electric effect by bringing back Newtonian corpuscles in the form of “light quanta” later called *photons*. He described the light as “*consisting of finite number of energy quanta which are localized at points in space, which move without dividing and which can only be produced and absorbed as complete units*” [AP65]. According to the Einstein’s explanation, each photon carries the energy of $\hbar\omega$, where ω is the frequency² of the light wave, and \hbar is the *Planck constant*. Each photon has a chance to collide with and pass its energy to just one electron in the metal. Only high energy photons (those corresponding to high frequency light) are capable of passing enough energy to the electron to overcome certain energy barrier³ E_b between the metal and the vacuum. Low-frequency light has photons with low energy $\hbar\omega < E_b$. Then, no matter what is the amplitude (= the number of photons) of such light, its photons are just too “weak” to kick the electrons with sufficient energy.⁴ In the Compton’s experiment (1923) the interaction of light with electrons could be studied with much greater detail. And indeed, this interaction more resembled a collision of two particles rather than shaking of the electron by a periodic electromagnetic wave.

These observations clearly lead us to the conclusion that light is a flow of particles after all. But what about the interference? We already agreed that the corpuscular theory had no logical explanation of this effect.

For example, in an interference experiment conducted by Taylor in 1909 [Tay09], the intensity of light was so low that no more than one photon was present at any time instant, thus eliminating any possibility of the photon-

² ω is the so-called *circular frequency* (measured in radians per second) which is related to the usual frequency ν (measured in oscillations per second) by the formula $\omega = 2\pi\nu$.

³The barrier’s energy is roughly proportional to the threshold frequency $E_b \approx \hbar\omega_0$.

⁴Actually, the low-frequency light may lead to the electron emission when two or more low-energy photons collide simultaneously with the same electron, but such events have very low probability and become observable only at very high light intensities.

photon interaction and its effect on the interference picture. Another “explanation” that the photon somehow splits, passes through both holes, and then rejoins again at the point of collision with the photographic plate does not stand criticism as well: One photon never creates two dots on the photographic plate, so it is unlikely that the photon can split during propagation. Finally, can we assume that the particle passing through the right hole somehow “knows” whether the left hole is open or closed and adjusts its trajectory accordingly? Of course, there is some effect on the photon near the left hole depending on whether the right hole is open or not. However by all estimates this effect is negligibly small.

So, young quantum theory had an almost impossible task to reconcile two apparently contradicting classes of experiments with light: Some experiments (diffraction, interference) were easily explained with the wave theory, while the corpuscular theory had serious difficulties. Other experiments (photoelectric effect, Compton scattering) could not be explained from the wave properties and clearly showed that light consists of particles. Just adding to the confusion, de Broglie in 1924 advanced a hypothesis that such *particle-wave duality* is not specific to photons. He proposed that all particles of matter – like electrons – have wave-like properties. This “crazy” idea was soon confirmed by Davisson and Germer who observed the diffraction and interference of electron beams in 1927.

Certainly, in the first quarter of the 20th century, physics faced the greatest challenge in its history. This is how Heisenberg described the situation:

I remember discussions with Bohr which went through many hours till very late at night and ended almost in despair; and when at the end of the discussion I went alone for a walk in the neighboring park I repeated to myself again and again the question: Can nature possibly be as absurd as it seemed to us in those atomic experiments? W. Heisenberg [Hei58]

1.2 Physical foundations of quantum mechanics

In the rest of this chapter we will introduce basic formalism of quantum theory. This theory rejects the duplicitous claim of particle-wave duality. It

insists that matter and light are made of point-like particles (like photons and electrons) whose propagation is governed by non-classical rules of quantum mechanics. In particular, these rules are responsible for the wave-like behavior of quantum particles, such as in the double-hole experiment. We will explain this experiment from the quantum-mechanical point of view in subsection 6.5.6.

In this section we will try to explain the main difference between classical and quantum views of the world. To understand quantum mechanics, we must accept that certain concepts, which were taken for granted in classical physics, cannot be applied to micro-objects like photons and electrons. To see what is different, we should revisit basic ideas about what is physical system, how its states are prepared, and how its observables are measured.

1.2.1 Single-hole experiment

The best way to understand the main idea of quantum mechanics is to analyze the single-hole experiment discussed in the preceding section. We have established that in the low-intensity regime, when the source emits individual photons one-by-one, the image on the screen consists of separate dots. We now accept this fact as a sufficient evidence that light is made of small countable localizable particles, called photons.

However, the behavior of these particles is quite different from the one expected in classical physics. Classical physics is based on one tacit axiom, which we formulate here as an Assertion⁵

Assertion 1.1 (determinism) *If we prepare a physical system repeatedly in the same state and measure the same observable, then each time we will get the same measurement result.*

This seemingly obvious Assertion is violated in the single-hole experiment. Indeed, suppose that the light source is monochromatic, so that all photons reaching the hole have the same momentum and energy. At the moment of passing through the hole the photons have rather well-defined x , y , and z -components of position too. This guarantees that at this moment all photons

⁵In this book we will distinguish *Postulates*, *Statements*, and *Assertions*. Postulates form a foundation of our theory. In most cases they follow undoubtedly from experiments. Statements follow logically from Postulates and we believe them to be true. Assertions are commonly accepted in the literature, but they do not have a place in the RQD approach developed in this book.

are prepared in (almost) the same state, as required by the Assertion 1.1. We can make this state to be defined even better by reducing the size of the aperture. Then according to the Assertion, each photon should produce the same measurement result, i.e., each photon should land at exactly the same point on the photographic plate. However, this is not what happens in reality! The dots made by photons are scattered all over the photographic plate. Moreover, the smaller is the aperture the wider is the distribution of the dots. Results of measurements are not reproducible even though preparation conditions are tightly controlled!

Remarkably, it is not possible to find an “ordinary” explanation of this extraordinary fact. For example, one can assume that different photons passing through the hole are not exactly in the same conditions. What if they interact with atoms surrounding the hole and for each passing photon the configuration of the nearby atoms is different? This explanation does not seem plausible, because one can repeat the single-hole experiment with different materials (paper, steel, etc.) without any visible difference. Moreover, the same diffraction picture is observed if other particles (electrons, neutrons, C_{60} molecules, etc) are used instead of photons. It appears that there are only two parameters, which determine the shape of the diffraction spot – the size of the aperture and the particle’s momentum. So, the explanation of this shape must be rather general and should not depend on the nature of particles and on the material surrounding the hole. Then we must accept a rather striking conclusion: all these carefully prepared particles behave *randomly*. It is impossible to predict which point on the screen will be hit by the next released particle.

1.2.2 Ensembles and measurements in quantum mechanics

The main lesson of the single-hole experiment is that classical Assertion 1.1 is not true. Even if the system is prepared each time in the same state, we are not going to get reproducible results in repeated measurements. Why does this happen? The honest answer is that nobody knows. This is one of greatest mysteries of nature. Quantum theory does not even attempt to explain the physical origin of randomness in microsystems. This theory assumes the

randomness as given⁶ and simply tries to formulate its mathematical description. In order to move forward, we should go beyond simple constatation of randomness in microscopic events and introduce more precise statements and new definitions.

We will call *experiment* the preparation of an *ensemble* (= a set of identical copies of the system prepared in the same conditions) and performing measurements of the same observable in each member of the ensemble.⁷

Suppose that we prepared an ensemble of N identical copies of the system and measured the same observable N times. As we have established above, we cannot say *a priori* that all these measurements will produce the same results. However, it seems reasonable to assume the existence of ensembles in which measurements of *one* observable can be repeated with the same reproducible result infinite number of times. Indeed, there is no point to talk about a physical quantity, if there are no ensembles in which this quantity can be measured with certainty. So, we begin our construction of the mathematical formalism of quantum mechanics by introducing the following Postulate

Postulate 1.2 (partial determinism) *For any observable F and any value f from its spectrum, one can prepare an ensemble in such a state that measurements of this observable are reproducible, i.e., always yield the same value f .*

Note that in classical mechanics this Postulate follows immediately from Assertion 1.1. The Postulate itself allows us to talk only about the reproducibility of just *one* observable in the ensemble, while Assertion 1.1 referred to *all* observables. So, our quantum Postulate 1.2 is a milder requirement than the classical Assertion 1.1.

Note also that Postulate 1.2 permits existence of certain groups of (*compatible*) observables whose measurements can be reproducible in a given ensemble. For example, we will see in chapter 4 that the three components

⁶In this book we claim that this randomness is absolute and fundamental; that it cannot be explained and does not even require an explanation. In section 1.7 we will briefly discuss other approaches to this deep question.

⁷It is worth noting here that in this book we are not considering repeated measurements performed on the same copy of the physical system. We will work under assumption that after the measurement has been performed, the copy of the system is discarded. Each measurement requires a fresh copy of the physical system. This means, in particular, that we are not interested in the state to which the system may have “collapsed” after the measurement. The description of repetitive quantum measurements is an interesting subject, but it is beyond the scope of this book.

of particle's momentum (p_x, p_y, p_z) are compatible observables. The same is true for the three components of position (r_x, r_y, r_z) . Thus, quantum mechanics says that with certain efforts we can prepare an ensemble of particles in such a state that measurements of all 3 components of position yield the same result each time, but then results for the components of momentum would be randomly scattered. We can also prepare (another) ensemble in a state with certain momentum, then the position will be all over the place. However, we cannot prepare an ensemble in which the uncertainties of both position $\Delta \mathbf{r}$ and momentum $\Delta \mathbf{p}$ are zero.⁸

1.3 Lattice of propositions

Having described the fundamental Postulate 1.2 of quantum mechanics in the preceding section, we now need to turn it into a working mathematical formalism. This is the goal of the present section and next two sections. As we mentioned in the beginning of this chapter, our explanation of quantum mechanics will be based on the controversial but very powerful idea that microworld is governed by a non-classical logic.

When we say that measurements of observables in the quantum world can be irreproducible we mean that this irreproducibility or randomness is of basic, fundamental nature. It is different from the randomness often observed in the classical world,⁹ which is related merely to our inability to prepare well-controlled ensembles, incomplete knowledge of initial conditions and inability to solve dynamical equations even if the initial conditions are known. So, classical randomness is of technical rather than fundamental nature. On the other hand, the ever-present quantum randomness cannot be reduced by a more thorough control of preparation conditions, lowering the temperature, etc. This means that quantum mechanics is bound to be a statistical theory based on postulates of probability. However, this does not mean that quantum mechanics is a subset of classical statistical mechanics. Actually, the statistical theory underlying quantum mechanics is of a different more general non-classical kind.

We know that classical (Boolean) logic is at the core of classical probability theory. The latter theory assign probabilities (real numbers between 0 and 1) to logical propositions and tells us how these numbers are affected by

⁸See discussion of the Heisenberg uncertainty relation in subsection 6.5.2.

⁹e.g., when we roll a die

logical operations (AND, OR, NOT, etc.) with propositions. Quite similarly, quantum probability theory is based on logic, but this time the logic is not Boolean. In quantum mechanics we are dealing with *quantum logic* whose postulates differ slightly from the Boolean ones. So, at the most fundamental level, quantum mechanics is built on two simple ideas: the prevalence of randomness in nature and the non-classical logical relationships between experimental propositions.

The initial idea that the fundamental difference between classical and quantum mechanics lies in their different logical structures belongs to Birkhoff and von Neumann. They suggested to substitute classical logic of Aristotle and Boole by the *quantum logic*. The formalism presented in this section summarizes their seminal work [BvN36] as well as further research most notably by Mackey [Mac63] and Piron [Pir64, Pir76]. Even for those who do not accept the necessity of such radical change in our views on logic, the study of quantum logic may provide a desirable bridge between intuitive concepts of classical mechanics and abstract formalism of quantum theory.

In introductory quantum physics classes (especially in the United States), students are informed ex cathedra that the state of a physical system is represented by a complex-valued wave function ψ , that observables correspond to self-adjoint operators, that the temporal evolution of the system is governed by a Schrödinger equation and so on. Students are expected to accept all this uncritically, as their professors probably did before them. Any question of why is dismissed with an appeal to authority and an injunction to wait and see how well it all works. Those students whose curiosity precludes blind compliance with the gospel according to Dirac and von Neumann are told that they have no feeling for physics and that they would be better off studying mathematics or philosophy. A happy alternative to teaching by dogma is provided by basic quantum logic, which furnishes a sound and intellectually satisfying background for the introduction of the standard notions of elementary quantum mechanics. D. J. Foulis [Fou]

The main purpose of our sections 1.3 - 1.5 is to demonstrate that postulates of quantum mechanics are robust and inevitable consequences of the laws of probability and simple properties of measurements. Basic axioms of quantum logic which are common for both classical and quantum mechanics

are presented in section 1.3. The close connection between the classical logic and the phase space formalism of classical mechanics is discussed in section 1.4. In section 1.5 we will note a remarkable fact that the only difference between classical and quantum logics (and, thus, between classical and quantum physics in general) is in a single obscure *distributivity* postulate. This classical postulate must be replaced by the *orthomodularity* postulate of quantum theory. In section 1.6 we will demonstrate how postulates of quantum logic lead us (via Piron’s theorem) to the standard formalism of quantum mechanics with Hilbert spaces, Hermitian operators, wave functions, etc. In section 1.7 we will briefly mention some interpretations of quantum mechanics and related philosophical issues.

1.3.1 Propositions and states

There are different types of observables in physics: position, momentum, spin, mass, etc. As we discussed in Introduction, we are not interested in the design of the apparatus measuring each particular observable F . We can imagine such an apparatus as a black box that produces a real number $f \in \mathbb{R}$ (the measured value of the observable) each time it interacts with the physical system. So, the act of measurement can be simply described by words “the value of observable F was found to be f .” However, for our purposes a slightly different description of measurements will be more convenient.

With each subset¹⁰ X of the real line \mathbb{R} we can associate a *proposition* x of the type “the value of observable F is inside the subset X .” If the measured value f has been found inside the subset X , then we say that the proposition x is *true*. Otherwise we say that the proposition x is *false*. At the first sight it seems that we have not gained much by this reformulation. However, the true advantage is that propositions introduced above can be regarded as key elements of mathematical logic and probability theory. The powerful machinery of these theories will be found very helpful in our analysis of quantum measurements. It is also useful to note that the “yes-no” propositions can be also regarded as special types of observables whose spectrum consists of just two points: 1 (if the proposition is true; the answer is “yes”) and 0 (if the proposition is false; the answer is “no”).

Yes-no propositions are not necessarily related to single observables. As

¹⁰Subsets X are not necessarily limited to contiguous intervals in \mathbb{R} . All results remain valid for more complex subsets of \mathbb{R} , such as unions of any number of disjoint intervals.

we will see later, there are sets of (compatible) observables F_1, F_2, \dots, F_n that are simultaneously measurable with arbitrary precision. For such sets of observables one can define propositions corresponding to subsets in the (n -dimensional) common spectrum of these observables. For example, the proposition “particle’s position is inside volume V ” is a statement about simultaneous measurements of three observables - the $x, y,$ and z components of the position vector. Experimentally, this proposition can be realized using a Geiger counter occupying the volume V . The counter clicks (the proposition is true) if the particle passes through the counter’s chamber and does not click (the proposition is false) if the particle is outside of V .

In what follows we will denote by \mathcal{L} the set of all propositions¹¹ about the physical system. The set of all possible states of the system will be denoted by Φ . Our goal in this chapter is to study the mathematical relationships between elements $x \in \mathcal{L}$ and $\phi \in \Phi$ in these two sets.

The above discussion referred to a single measurement performed on one copy of the physical system. Let us now prepare multiple copies (an ensemble) of the system and perform measurements of the same proposition in all copies. As we discussed earlier, there is no guarantee that the results of all these measurements will be the same. So, for some members in the ensemble the proposition x will be found ‘true’, while for other members it will be ‘false’, even if every effort is made to ensure that the state of the prepared system is exactly the same in all cases.

Using results of measurements as described above, we can introduce a function $(\phi|x)$ called the *probability measure* which assigns to each state ϕ and to each proposition x the probability of x being true in the state ϕ . The value of this function (a real number between 0 and 1) is obtained by the following recipe:

- (i) prepare a copy of the system in the state ϕ ;
- (ii) determine whether x is true or false;
- (iii) repeat steps (i) and (ii) N times, then

$$(\phi|x) = \lim_{N \rightarrow \infty} \frac{M}{N}$$

¹¹ \mathcal{L} also called the *propositional system*.

where M is the number of times when the proposition x was found to be true.

Two states ϕ and ψ of the same system are said to be equal ($\phi = \psi$) if for any proposition x we have

$$(\phi|x) = (\psi|x)$$

Indeed, there is no physical difference between these two states as all experiments yield the same results (=probabilities). For the same reason we will say that two propositions x and y are identical ($x = y$) if for all states ϕ of the system

$$(\phi|x) = (\phi|y) \tag{1.1}$$

It follows from the above discussion that the probability measure $(\phi|x)$ considered as a function on the set of all states Φ is a unique representative of proposition x (i.e., different propositions have different probability measures on Φ). So, we can gain some insight into the properties of different propositions by studying properties of the corresponding probability measures.

There are propositions which are always true independent on the state of the system. For example, the proposition “the value of the observable F_1 is somewhere on the real line” is always true.¹² For any other observable F_2 , the proposition “the value of the observable F_2 is somewhere on the real line” is also true for all states. Therefore, according to (1.1), we will say that these two propositions are identical. So, we can define a unique *maximal* proposition $\mathcal{I} \in \mathcal{L}$ which is always true. Inversely, the proposition “the value of observable is not on the real line” is always false and will be called the *minimal* proposition. There is just one minimal proposition \emptyset in the set \mathcal{L} , and for each state ϕ we can write

$$(\phi|\mathcal{I}) = 1 \tag{1.2}$$

$$(\phi|\emptyset) = 0 \tag{1.3}$$

¹²Measurements of observables always yield *some* value, since we agreed in Introduction that an ideal measuring apparatus never misfires.

1.3.2 Partial ordering

Suppose that we found two propositions x and y , such that their measures satisfy $(\phi|x) \leq (\phi|y)$ for all states ϕ . Then we will say that proposition x is *less than or equal to* proposition y and denote this relation by $x \leq y$. The meaning of this relation is obvious when x and y are propositions about the same observable and X and Y are their corresponding subsets in \mathbb{R} . Then $x \leq y$ if the subset X is inside the subset Y , i.e., $X \subseteq Y$. In this case, the relation $x \leq y$ is associated with logical *implication*, i.e., if x is true then y is definitely true as well; x IMPLIES y ; or “IF x THEN y ”. If $x \leq y$ and $x \neq y$ we will say that x is *less than* y and denote this relationship by $x < y$.

The implication relation \leq has three obvious properties.

Lemma 1.3 (reflectivity) *Any proposition implies itself: $x \leq x$.*

Proof. This follows from the fact that for any ϕ it is true that $(\phi|x) \leq (\phi|x)$. ■

Lemma 1.4 (symmetry) *If two propositions imply each other, then they are equal: If $x \leq y$ and $y \leq x$ then $x = y$.*

Proof. If two propositions x and y are less than or equal to each other, then $(\phi|x) \leq (\phi|y)$ and $(\phi|y) \leq (\phi|x)$ for each state ϕ , which implies $(\phi|x) = (\phi|y)$ and, according to (1.1), $x = y$. ■

Lemma 1.5 (transitivity) *If $x \leq y$ and $y \leq z$, then $x \leq z$.*

Proof. If $x \leq y$ and $y \leq z$, then $(\phi|x) \leq (\phi|y) \leq (\phi|z)$ for every state ϕ . Consequently, $(\phi|x) \leq (\phi|z)$ for each state ϕ and $x \leq z$. ■

Properties 1.3, 1.4, and 1.5 tell us that \leq is a *partial ordering* relation. It is *ordering* because it tells which proposition is “smaller” and which is “larger.” The ordering is *partial*, because it doesn’t apply to all pairs of propositions.¹³ Thus, the set \mathcal{L} of all propositions is a *partially ordered set*. From equations (1.2) and (1.3) we also conclude that

Postulate 1.6 (definition of \mathcal{I}) $x \leq \mathcal{I}$ for any $x \in \mathcal{L}$.

Postulate 1.7 (definition of \emptyset) $\emptyset \leq x$ for any $x \in \mathcal{L}$.

¹³There could be propositions x and y , such that for some states $(\phi|x) > (\phi|y)$, while for other states $(\phi|x) < (\phi|y)$.

1.3.3 Meet

For two propositions x and y , suppose that we found a third proposition z such that

$$z \leq x \tag{1.4}$$

$$z \leq y \tag{1.5}$$

There could be more than one proposition satisfying these properties. We will assume that we can always find one maximal proposition z in this set. This maximal proposition will be called a *meet* of x and y and denoted by $x \wedge y$.

The existence of a unique meet is obvious in the case when x and y are propositions about the same observable, such that they correspond to two subsets of the real line \mathbb{R} : X and Y , respectively. Then the meet $z = x \wedge y$ is a proposition corresponding to the intersection of these two subsets $Z = X \cap Y$.¹⁴ In this one-dimensional case the operation meet can be identified with the logical operation AND: the proposition $x \wedge y$ is true only when both x AND y are true.

The above definition of *meet* can be formalized in the form of two postulates

Postulate 1.8 (definition of \wedge) $x \wedge y \leq x$ and $x \wedge y \leq y$ for all x and y .

Postulate 1.9 (definition of \wedge) If $z \leq x$ and $z \leq y$ then $z \leq x \wedge y$.

It seems reasonable to assume that the order in which meet operations are performed is not relevant

Postulate 1.10 (commutativity of \wedge) $x \wedge y = y \wedge x$.

Postulate 1.11 (associativity of \wedge) $(x \wedge y) \wedge z = x \wedge (y \wedge z)$.

¹⁴If X and Y do not intersect, then $z = \emptyset$.

1.3.4 Join

Similar to our discussion of meet, we can assume that for any two propositions x and y there always exists a unique *join* $x \vee y$, such that both x and y are less or equal than $x \vee y$, and $x \vee y$ is the minimal proposition with such a property.

In the case of propositions about the same observable, the join of x and y is a proposition $z = x \vee y$ whose associated subset Z of the real line is a union of the subsets corresponding to x and y : $Z = X \cup Y$. The proposition z is true when either x OR y is true. So, the join can be identified with the logical operation OR.¹⁵

The formal version of the above definition of *join* is

Postulate 1.12 (definition of \vee) $x \leq x \vee y$ and $y \leq x \vee y$.

Postulate 1.13 (definition of \vee) If $x \leq z$ and $y \leq z$ then $x \vee y \leq z$.

Similar to Postulates 1.10 and 1.11 we insist that the order of join operations is irrelevant

Postulate 1.14 (commutativity of \vee) $x \vee y = y \vee x$.

Postulate 1.15 (associativity of \vee) $(x \vee y) \vee z = x \vee (y \vee z)$.

The properties of propositions listed so far (partial ordering, meet, and join) mean that the set of propositions \mathcal{L} is what mathematicians call a *complete lattice*.

1.3.5 Orthocomplement

There is one more operation on the set of propositions that we need to consider. This operation is called *orthocomplement*. It has the meaning of the logical negation (operation NOT). For any proposition x its orthocomplement is denoted by x^\perp . In the case of a single observable, if proposition x corresponds to the subset X of the real line, then its orthocomplement x^\perp corresponds to the relative complement of X with respect to \mathbb{R} (denoted by $\mathbb{R} \setminus X$). When the value of observable F is found inside X , i.e., the value of

¹⁵It is important to note that from $x \vee y$ being true it does not necessarily follow that either x or y are definitely true, as we had it in classical logic.

x is 1, we immediately know that the value of x^\perp is zero. Inversely, if x is false then x^\perp is necessarily true.

More formally, the orthocomplement x^\perp is defined as a proposition whose probability measure for each state ϕ is

$$(\phi|x^\perp) = 1 - (\phi|x) \quad (1.6)$$

Lemma 1.16 (non-contradiction) $x \wedge x^\perp = \emptyset$.

Proof. Let us prove this Lemma in the case when x is a proposition about one observable F . Suppose that $x \wedge x^\perp = y \neq \emptyset$, then, according to Postulate 1.2, there exists a state ϕ such that $(\phi|y) = 1$ and, from Postulate 1.8 we obtain

$$\begin{aligned} y &\leq x \\ y &\leq x^\perp \\ 1 = (\phi|y) &\leq (\phi|x) \\ 1 = (\phi|y) &\leq (\phi|x^\perp) \end{aligned}$$

It then follows that $(\phi|x) = 1$ and $(\phi|x^\perp) = 1$, which means that any measurement of the observable F in the state ϕ will result in a value inside both X and $\mathbb{R} \setminus X$ simultaneously, which is impossible. This contradiction should convince us that $x \wedge x^\perp = \emptyset$. ■

Lemma 1.17 (double negation) $(x^\perp)^\perp = x$.

Proof. From equation (1.6) we can write for any state ϕ

$$(\phi|(x^\perp)^\perp) = 1 - (\phi|x^\perp) = 1 - (1 - (\phi|x)) = (\phi|x)$$

■

Lemma 1.18 (contraposition) If $x \leq y$ then $y^\perp \leq x^\perp$.

Proof. If $x \leq y$ then $(\phi|x) \leq (\phi|y)$ and $(1 - (\phi|x)) \geq (1 - (\phi|y))$ for all states ϕ . But according to our definition (1.6), the two sides of the latter inequality are probability measures for propositions x^\perp and y^\perp , respectively, which proves the Lemma. ■

Propositions x and y are said to be *disjoint* if $x \leq y^\perp$ or, equivalently, $y \leq x^\perp$.

When x and y are disjoint propositions about the same observable, their corresponding subsets do not intersect: $X \cap Y = \emptyset$. For such mutually exclusive propositions the probability of either x OR y being true (i.e., the probability corresponding to the proposition $x \vee y$) is the sum of probabilities for x and y . It seems natural to generalize this property to all pairs of disjoint propositions in \mathcal{L} :

Postulate 1.19 (probabilities for mutually exclusive propositions) *If x and y are disjoint, then for any state ϕ*

$$(\phi|x \vee y) = (\phi|x) + (\phi|y)$$

The following Lemma establishes that the join of any proposition x with its orthocomplement x^\perp is always the trivial proposition.

Lemma 1.20 (non-contradiction) $x \vee x^\perp = \mathcal{I}$.

Proof. From Lemmas 1.3 and 1.17 it follows that $x \leq x = (x^\perp)^\perp$, so that propositions x and x^\perp are disjoint. Then, by Postulate 1.19, for any state ϕ we obtain

$$(\phi|x \vee x^\perp) = (\phi|x) + (\phi|x^\perp) = (\phi|x) + (1 - (\phi|x)) = 1$$

which proves the Lemma. ■

Adding the orthocomplement to the properties of the propositional system (complete lattice) \mathcal{L} , we conclude that \mathcal{L} is an *orthocomplemented lattice*. Axioms of orthocomplemented lattices are collected in the upper part of Table 1.1 for easy reference.

Table 1.1: Axioms of quantum logic

Property	Postulate/Lemma	
Axioms of orthocomplemented lattices		
Reflectivity	1.3	$x \leq x$
Symmetry	1.4	$(x \leq y) \ \& \ (y \leq x) \Rightarrow x = y$
Transitivity	1.5	$(x \leq y) \ \& \ (y \leq z) \Rightarrow x \leq z$
Definition of \mathcal{I}	1.6	$x \leq \mathcal{I}$
Definition of \emptyset	1.7	$\emptyset \leq x$
Definition of \wedge	1.8	$x \wedge y \leq x$
Definition of \wedge	1.9	$(z \leq x) \ \& \ (z \leq y) \Rightarrow z \leq (x \wedge y)$
Definition of \vee	1.12	$x \leq x \vee y$
Definition of \vee	1.13	$(x \leq z) \ \& \ (y \leq z) \Rightarrow (x \vee y) \leq z$
Commutativity	1.10	$x \vee y = y \vee x$
Commutativity	1.14	$x \wedge y = y \wedge x$
Associativity	1.11	$(x \vee y) \vee z = x \vee (y \vee z)$
Associativity	1.15	$(x \wedge y) \wedge z = x \wedge (y \wedge z)$
Non-contradiction	1.16	$x \wedge x^\perp = \emptyset$
Non-contradiction	1.20	$x \vee x^\perp = \mathcal{I}$
Double negation	1.17	$(x^\perp)^\perp = x$
Contraposition	1.18	$x \leq y \Rightarrow y^\perp \leq x^\perp$
Sum of probabilities	1.19	$(\phi x \vee y) = (\phi x) + (\phi y)$ if $x \leq y^\perp$
Atomicity	1.21	existence of elementary propositions
Additional assertions of classical logic		
Distributivity	1.25	$x \vee (y \wedge z) = (x \vee y) \wedge (x \vee z)$
	1.26	$x \wedge (y \vee z) = (x \wedge y) \vee (x \wedge z)$
Additional postulate of quantum logic		
Orthomodularity	1.36	$x \leq y \Rightarrow x \leftrightarrow y$

1.3.6 Atomic propositions

One says that proposition y covers proposition x if the following two statements are true:

- 1) $x < y$
- 2) If $x \leq z \leq y$, then either $z = x$ or $z = y$

In simple words, this definition means that x implies y and there are no propositions “intermediate” between x and y .

If x is a proposition about a single observable corresponding to the interval $X \subseteq \mathbb{R}$, then the interval corresponding to the covering proposition y can be obtained by adding just one extra point to the interval X .

A proposition covering \emptyset is called an *atomic proposition* or simply an *atom*. So, atoms are smallest non-vanishing propositions. They unambiguously specify properties of the system in the most exact way.

We will say that the atom p is *contained* in the proposition x if $p \leq x$. The existence of atoms is not a necessary property of mathematical lattices. Both atomic and non-atomic lattices can be studied. However, on physical grounds we will postulate that the lattice of propositions is atomic

Postulate 1.21 (atomicity) *The propositional system \mathcal{L} is an atomic lattice. This means that*

1. *If $x \neq \emptyset$, then there exists at least one atom p contained in x .*
2. *Each proposition x is a join of all atoms contained in it:*

$$x = \bigvee_{p \leq x} p$$

3. *If p is an atom and $p \wedge x = \emptyset$, then $p \vee x$ covers x .*

There are three simple Lemmas that follow directly from this Postulate.

Lemma 1.22 *If p is an atom and x is any proposition then either $p \wedge x = \emptyset$ or $p \wedge x = p$.*

Proof. We know that $\emptyset \leq p \wedge x \leq p$ and that p covers \emptyset . Then, according to the definition of covering, either $p \wedge x = \emptyset$ or $p \wedge x = p$. ■

Lemma 1.23 $x \leq y$ if and only if all atoms contained in x are contained in y as well.

Proof. If $x \leq y$ then for each atom p contained in x we have $p \leq x \leq y$ and $p \leq y$ by the transitivity property 1.5. To prove the inverse statement we notice that if we assume that all atoms in x are also contained in y then by Postulate 1.21(2)

$$y = \bigvee_{p \leq y} p = (\bigvee_{p \leq x} p) \vee (\bigvee_{p \not\leq x} p) = x \vee (\bigvee_{p \not\leq x} p) \geq x$$

■

Lemma 1.24 The meet $x \wedge y$ of two propositions x and y is a union of atoms contained in both x and y .

Proof. If p is an atom contained in both x and y ($p \leq x$ and $p \leq y$), then $p \leq x \wedge y$. Conversely, if $p \leq x \wedge y$, then $p \leq x$ and $p \leq y$ by Lemma C.1 ■

1.4 Classical logic

1.4.1 Truth tables and distributive law

This is not a surprise that the theory constructed above is similar to classical logic. Indeed if we make substitutions: 'less than or equal to' \rightarrow IF...THEN...; join \rightarrow OR; meet \rightarrow AND; and so on, as shown in Table 1.2, then properties described in Postulates and Lemmas 1.3 - 1.24 exactly match axioms of classical Boolean logic. For example, the transitivity property in Lemma 1.5 allows us to make syllogisms, like the one analyzed by Aristotle

*If all humans are mortal,
and all Greeks are humans,
then all Greeks are mortal.*

Lemma 1.16 tells that a proposition and its negation cannot be true at the same time. Lemma 1.20 is the famous *tertium non datur* law of logic: either a proposition or its negation is true with no third possibility.

Table 1.2: Four operations and two special elements of lattice theory and logic

Name in lattice theory	Name in logic	Meaning in classical logic	Symbol
less or equal	implication	IF x THEN y	$x \leq y$
meet	injunction	x AND y	$x \wedge y$
join	disjunction	x OR y	$x \vee y$
orthocomplement	negation	NOT x	x^\perp
maximal element	tautology	always true	\mathcal{I}
minimal element	absurdity	always false	\emptyset

Note, however, that properties 1.3 - 1.24 are not sufficient to build a complete theory of mathematical logic: Boolean logic has two additional axioms, which have not been mentioned yet. They are called *distributive laws*

Assertion 1.25 (distributive law) $x \vee (y \wedge z) = (x \vee y) \wedge (x \vee z)$.

Assertion 1.26 (distributive law) $x \wedge (y \vee z) = (x \wedge y) \vee (x \wedge z)$.

These laws, unlike axioms of orthocomplemented lattices, cannot be justified by using our previous approach that relied on general probability measures $(\phi|x)$. This is the reason why we call them Assertions. In the next section we will see that these Assertions are not valid in the quantum case. However, they can be proven if we use the fundamental Assertion 1.1 of classical mechanics, which says that in classical pure states all measurements yield the same results, i.e., reproducible. Then for a given classical pure state ϕ each proposition x is either always true or always false and the probability measure can have only two values: $(\phi|x) = 1$ or $(\phi|x) = 0$. Such classical probability measure is called the *truth function*. In the double-valued (true-false) Boolean logic, the job of performing logical operations with propositions is greatly simplified by analyzing their truth functions. For example, to show the equality of two propositions it is sufficient to demonstrate that the values of their truth functions are the same for all classical pure states.

Let us consider an example. Given two propositions x and y and an arbitrary state ϕ , there are at most four possible values for the pair of their truth functions $(\phi|x)$ and $(\phi|y)$: (1,1), (1,0), (0,1), and (0,0). To analyze

these possibilities it is convenient to put the values of the truth functions in a *truth table*. Table 1.3 is the truth table for propositions x , y , $x \wedge y$, $x \vee y$, x^\perp and y^\perp .¹⁶ The first row in table 1.3 refers to all classical pure states in which both propositions x and y are false, i.e., $(\phi|x) = (\phi|y) = 0$. The other entries in this row tell that for such states $(\phi|x \wedge y) = (\phi|x \vee y) = 0$ and $(\phi|x^\perp) = (\phi|y^\perp) = 0$. The second row refer to states in which x is false and y is true, etc.

Table 1.3: Truth table for basic logical operations

x	y	$x \wedge y$	$x \vee y$	x^\perp	y^\perp
0	0	0	0	1	1
0	1	0	1	1	0
1	0	0	1	0	1
1	1	1	1	0	0

Table 1.4: Demonstration of the distributive law using truth table

x	y	z	$y \wedge z$	$x \vee (y \wedge z)$	$x \vee y$	$x \vee z$	$(x \vee y) \wedge (x \vee z)$
0	0	0	0	0	0	0	0
0	0	1	0	0	0	1	0
0	1	0	0	0	1	0	0
1	0	0	0	1	1	1	1
0	1	1	1	1	1	1	1
1	0	1	0	1	1	1	1
1	1	0	0	1	1	1	1
1	1	1	1	1	1	1	1

The truth table for three arbitrary non-empty propositions x , y , and z is shown in Table 1.4. This table has $2^3 = 8$ rows that correspond to groups of classical states having different values of their truth functions on the propositions x , y and z . In all these cases truth functions in columns 5 and 8 are identical, which means that

$$x \vee (y \wedge z) = (x \vee y) \wedge (x \vee z)$$

¹⁶Here we assumed that all these propositions are non-empty.

and that the classical distributive law (Assertion 1.25) is valid. Assertion 1.26 can be derived in a similar manner.

Thus we have shown that in the deterministic world of classical mechanics governed by the Assertion 1.1, the set of propositions \mathcal{L} is an orthocomplemented atomic lattice where the distributive laws 1.25 and 1.26 hold true. Such a lattice will be called a *classical propositional system* or, shortly, *classical logic*. A study of classical logics and its relationship to classical mechanics is the topic of the present section.

1.4.2 Atomic propositions in classical logic

Our next step is to demonstrate that classical logic provides the entire mathematical framework of classical mechanics, i.e., the description of observables and states in the *phase space*.¹⁷ First, we prove four Lemmas.

Lemma 1.27 *In classical logic, if $x < y$, then there exists an atom p such that $p \wedge x = \emptyset$ and $p \leq y$.*

Proof. Clearly, $y \wedge x^\perp \neq \emptyset$, because otherwise we would have

$$y = y \wedge \mathcal{I} = y \wedge (x \vee x^\perp) = (y \wedge x) \vee (y \wedge x^\perp) = (y \wedge x) \vee \emptyset = y \wedge x \leq x$$

and, by Lemma 1.4, $x = y$ in contradiction with the condition of the present Lemma. Since $y \wedge x^\perp$ is non-zero, then by Postulate 1.21(1) there exists an atom p such that $p \leq y \wedge x^\perp$. It then follows that $p \leq x^\perp$ and by Lemma C.3 $p \wedge x \leq x^\perp \wedge x = \emptyset$. ■

Lemma 1.28 *In classical logic, the orthocomplement x^\perp of a proposition x (where $x \neq \mathcal{I}$) is a join of all atoms not contained in x .*

Proof. First, it is clear that there should exist at least one atom p that is not contained in x . If it were not true, then we would have $x = \mathcal{I}$ in contradiction to the condition of the Lemma. Let us now prove that the

¹⁷An example of the phase space for a single classical particle will be presented in subsection 6.5.4.

atom p is contained in x^\perp . Indeed, using the distributive law 1.26 we can write

$$p = p \wedge \mathcal{I} = p \wedge (x \vee x^\perp) = (p \wedge x) \vee (p \wedge x^\perp)$$

According to Lemma 1.22 we now have four possibilities:

1. $p \wedge x = \emptyset$ and $p \wedge x^\perp = \emptyset$; then $p \leq x \wedge x^\perp = \emptyset$, which is impossible;
2. $p \wedge x = p$ and $p \wedge x^\perp = p$; then $p = p \wedge p = (p \wedge x) \wedge (p \wedge x^\perp) = p \wedge (x \wedge x^\perp) = p \wedge \emptyset = \emptyset$, which is impossible;
3. $p \wedge x = p$ and $p \wedge x^\perp = \emptyset$; from Postulate 1.8 it follows that $p \leq x$, which contradicts our assumption and should be dismissed;
4. $p \wedge x = \emptyset$ and $p \wedge x^\perp = p$; from this we have $p \leq x^\perp$, i.e., p is contained in x^\perp .

This shows that all atoms not contained in x are contained in x^\perp . Further, Lemmas 1.16 and 1.24 imply that all atoms contained in x^\perp are not contained in x . The statement of the Lemma then follows from Postulate 1.21(2). ■

Lemma 1.29 *In classical logic, two different atoms p and q are always disjoint: $q \leq p^\perp$.*

Proof. By Lemma 1.28, p^\perp is a join of all atoms different from p , including q , thus $q \leq p^\perp$. ■

Lemma 1.30 *In classical logic, the join $x \vee y$ of two propositions x and y is a join of atoms contained in either x or y .*

Proof. If $p \leq x$ or $p \leq y$ then $p \leq x \vee y$. Conversely, suppose that $p \leq x \vee y$ and $p \wedge x = \emptyset$, $p \wedge y = \emptyset$, then

$$p = p \wedge (x \vee y) = (p \wedge x) \vee (p \wedge y) = \emptyset \vee \emptyset = \emptyset$$

which is absurd. ■

Now we are ready to prove the important fact that in classical mechanics (or in classical logic) propositions can be interpreted as subsets of a set S , which is called the *phase space*.

Theorem 1.31 *For any classical logic \mathcal{L} , there exists a set S and an isomorphism $f(x)$ between elements x of \mathcal{L} and subsets of the set S such that*

$$x \leq y \Leftrightarrow f(x) \subseteq f(y) \quad (1.7)$$

$$f(x \wedge y) = f(x) \cap f(y) \quad (1.8)$$

$$f(x \vee y) = f(x) \cup f(y) \quad (1.9)$$

$$f(x^\perp) = S \setminus f(x) \quad (1.10)$$

where \subseteq , \cap , \cup and \setminus are usual set-theoretical operations of inclusion, intersection, union and relative complement.

Proof. The statement of the theorem follows immediately if we choose S to be the set of all atoms. Then property (1.7) follows from Lemma 1.23, equation (1.8) follows from Lemma 1.24. Lemmas 1.30 and 1.28 imply equations (1.9) and (1.10), respectively. ■

1.4.3 Atoms and pure classical states

Lemma 1.32 *In classical logic, if p is an atom and ϕ is a pure state such that $(\phi|p) = 1$,¹⁸ then for any other atom $q \neq p$ we have $(\phi|q) = 0$.*

Proof. According to Lemma 1.29, $q \leq p^\perp$ and due to equation (1.6)

$$(\phi|q) \leq (\phi|p^\perp) = 1 - (\phi|p) = 0$$

■

Lemma 1.33 *In classical logic, if p is an atom and ϕ and ψ are two pure states such that $(\phi|p) = (\psi|p) = 1$, then $\phi = \psi$.*

Proof. There are propositions of two kinds: those containing the atom p and those not containing the atom p . For any proposition x containing the atom p we denote by q the atoms contained in x and obtain using Postulate 1.21(2), Lemma 1.29, Postulate 1.19 and Lemma 1.32

¹⁸such a state always exists due to Postulate 1.2.

$$(\phi|x) = (\phi|\vee_{q\leq x} q) = \sum_{q\leq x} (\phi|q) = (\phi|p) = 1$$

The same equation holds for the state ψ . Similarly we can show that for any proposition y not containing the atom p

$$(\phi|y) = (\psi|y) = 0$$

Since probability measures of ϕ and ψ are the same for all propositions, these two states are equal. ■

Theorem 1.34 *In classical logic, there is an isomorphism between atoms p and pure states ϕ_p such that*

$$(\phi_p|p) = 1 \tag{1.11}$$

Proof. From Postulate 1.2 we know that for each atom p there is a state ϕ_p in which equation (1.11) is valid. From Lemma 1.32 this state is unique. To prove the reverse statement we just need to show that for each pure state ϕ_p there is a unique atom p such that $(\phi_p|p) = 1$. Suppose that for each atom p we have $(\phi_p|p) = 0$. Then, taking into account that \mathcal{I} is a join of all atoms, that all atoms are mutually disjoint and using (1.2) and Postulate 1.19, we obtain

$$1 = (\phi_p|\mathcal{I}) = (\phi_p|\vee_{p\leq\mathcal{I}} p) = \sum_{p\leq\mathcal{I}} (\phi_p|p) = 0$$

which is absurd. Therefore, for each state ϕ_p one can always find at least one atom p such that equation (1.11) is valid. Finally, we need to show that if p and q are two such atoms, then $p = q$. This follows from the fact that for each pure classical state the probability measures (or the truth functions) corresponding to propositions p and q are exactly the same. For the state ϕ_p the truth function is equal to 1, for all other pure states the truth function is equal to 0. ■

1.4.4 Phase space of classical mechanics

Now we are fully equipped to discuss the phase space representation in classical mechanics. Suppose that the physical system under consideration has observables A, B, C, \dots with corresponding spectra S_A, S_B, S_C, \dots . According to Theorem 1.34, for each atom p of the propositional system we can find its corresponding pure state ϕ_p . All observables A, B, C, \dots have definite values in this state.¹⁹ Therefore the state ϕ_p is characterized by a set of real numbers A_p, B_p, C_p, \dots - the values of observables. Let us suppose that the full set of observables $\{A, B, C, \dots\}$ contains a minimal subset of observables $\{X, Y, Z, \dots\}$ whose values $\{X_p, Y_p, Z_p, \dots\}$ uniquely enumerate all pure states ϕ_p and therefore all atoms p . So, there is a one-to-one correspondence between groups of numbers $\{X_p, Y_p, Z_p, \dots\}$ and atoms p . Then the set of all atoms can be identified with the direct product²⁰ of spectra of this minimal set of observables $S = S_X \times S_Y \times S_Z \times \dots$. This direct product is called the *phase space* of the system. The values $\{X_s, Y_s, Z_s, \dots\}$ of the independent observables $\{X, Y, Z, \dots\}$ in each point $s \in S$ provide the phase space with “coordinates.” Other (dependent) observables A, B, C, \dots can be represented as real functions $A(s), B(s), C(s), \dots$ on S or as functions of independent observables $\{X, Y, Z, \dots\}$.

In this representation, propositions can be viewed as subsets of the phase space. Another way is to consider propositions as special cases of observables (= real functions on S): The function corresponding to the proposition about the subset T of the phase space is the *characteristic function* of this subset

$$\xi(s) = \begin{cases} 1, & \text{if } s \in T \\ 0, & \text{if } s \notin T \end{cases} \quad (1.12)$$

Atomic propositions correspond to single-point subsets of the phase space S . In subsection 6.5.4 we will consider one massive particle and build an explicit and realistic example of the phase space for this physical system.

1.4.5 Classical probability measures

Probability measures have a simple interpretation in the classical phase space. Each state ϕ (not necessarily a pure state) defines probabilities $(\phi|p)$ for all

¹⁹See Assertion 1.1

²⁰*Direct product* $A \times B$ of two sets A and B is a set of all ordered pairs (x, y) , where $x \in A$ and $y \in B$.

atoms p (= all points s in the phase space). Each proposition x is a join of disjoint atoms contained in x .

$$x = \vee_{q \leq x} q$$

Then, by Postulate 1.21, Lemma 1.29, and Postulate 1.19 the probability of the proposition x being true in the state ϕ is

$$(\phi|x) = (\phi|\vee_{q \leq x} q) = \sum_{q \leq x} (\phi|q) \quad (1.13)$$

So, the value of the probability measure for all propositions x is uniquely determined by its values on atoms. In many important cases, the phase space is continuous, and instead of considering probabilities $(\phi|q)$ at points in the phase space (= atoms) it is convenient to consider *probability densities* which are functions $\Phi(s)$ on the phase space such that

- 1) $\Phi(s) \geq 0$;
- 2) $\int_S \Phi(s) ds = 1$.

Then the value of the probability measure $(\phi|x)$ is obtained by the integral

$$(\phi|x) = \int_X \Phi(s) ds$$

over the subset X corresponding to the proposition x .

For a pure classical state ϕ , the probability density is represented by the delta function $\Phi(s) = \delta(s - s_0)$ localized at one point s_0 in the phase space. For such states, the value of the probability measure in each proposition x can be either 0 or 1: $(\phi|x) = 0$ if the point s_0 does not belong to the subset X corresponding to the proposition x and $(\phi|x) = 1$ otherwise²¹

²¹ States whose probability densities are nonzero at more than one point in the phase space (i.e., the probability density is different from the delta function) are called *classical mixed states*. We will not discuss them in this book.

$$(\phi|x) = \int_X \delta(s - s_0) ds = \begin{cases} 1, & \text{if } s_0 \in X \\ 0, & \text{if } s_0 \notin X \end{cases}$$

This shows that for pure classical states the probability measure degenerates into a two-valued truth function. This is in agreement with our discussion in subsection 1.4.1.

As we discussed earlier, in classical pure states all observables have well defined values. So, classical mechanics is a fully deterministic theory in which one can, in principle, obtain a full information about the system at any given time and, knowing the rules of dynamics, predict exactly its development in the future. This belief was best expressed by P.-S. Laplace:

An intelligence that would know at a certain moment all the forces existing in nature and the situations of the bodies that compose nature and if it would be powerful enough to analyze all these data, would be able to grasp in one formula the movements of the biggest bodies of the Universe as well as of the lightest atom.

1.5 Quantum logic

The above discussion of classical logic and phase spaces relied heavily on the determinism (Assertion 1.1) of classical mechanics and on the validity of distributive laws (Assertions 1.25 and 1.26). In quantum mechanics we are not allowed to use these Assertions. This is how we are going to proceed in this section when building the formalism of *quantum logic*. By design, this theory is more general than the familiar classical logic and it includes the latter as a particular (limiting) case. As we will see in the rest of this chapter, quantum logic is a foundation of the entire mathematical formalism of quantum theory.

1.5.1 Compatibility of propositions

Propositions x and y are said to be *compatible* (denoted $x \leftrightarrow y$) if

$$x = (x \wedge y) \vee (x \wedge y^\perp) \tag{1.14}$$

$$y = (x \wedge y) \vee (x^\perp \wedge y) \tag{1.15}$$

The notion of compatibility has a great importance for quantum theory. In subsection 1.6.3 we will see that two propositions can be measured simultaneously if and only if they are compatible.

Theorem 1.35 *In an orthocomplemented lattice all propositions are compatible if and only if the lattice is distributive.*

Proof. If the lattice is distributive then for any two propositions x and y

$$(x \wedge y) \vee (x \wedge y^\perp) = x \wedge (y \vee y^\perp) = x \wedge \mathcal{I} = x$$

and, changing places of x and y

$$(x \wedge y) \vee (x^\perp \wedge y) = y$$

These formulas coincide with our definitions of compatibility (1.14) and (1.15), which proves the direct statement of the theorem.

The proof of the inverse statement (compatibility \rightarrow distributivity) is more lengthy. We assume that all propositions in our lattice are compatible with each other and choose three arbitrary propositions x , y , and z . Now we are going to prove that the distributive laws²²

$$(x \wedge z) \vee (y \wedge z) = (x \vee y) \wedge z \quad (1.16)$$

$$(x \vee z) \wedge (y \vee z) = (x \wedge y) \vee z \quad (1.17)$$

are valid. First we prove that the following 7 propositions (some of them may be empty) are mutually disjoint (see Fig. 1.4)

$$\begin{aligned} q_1 &= x \wedge y \wedge z \\ q_2 &= x^\perp \wedge y \wedge z \\ q_3 &= x \wedge y^\perp \wedge z \\ q_4 &= x \wedge y \wedge z^\perp \\ q_5 &= x \wedge y^\perp \wedge z^\perp \\ q_6 &= x^\perp \wedge y \wedge z^\perp \\ q_7 &= x^\perp \wedge y^\perp \wedge z \end{aligned}$$

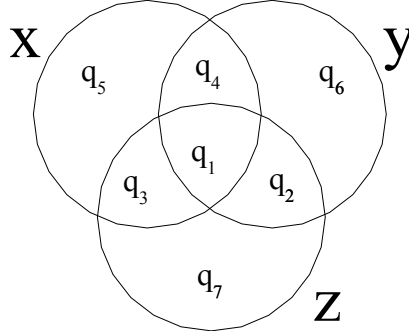


Figure 1.4: To the proof of Theorem 1.35.

For example, to show that propositions q_3 and q_5 are disjoint we notice that $q_3 \leq z$ and $q_5 \leq z^\perp$ (by Postulate 1.8). Then by Lemma 1.18 $z \leq q_5^\perp$ and $q_3 \leq z \leq q_5^\perp$. Therefore by Lemma 1.5 $q_3 \leq q_5^\perp$.

Since by our assumption both $x \wedge z$ and $x \wedge z^\perp$ are compatible with y , we obtain

$$\begin{aligned} x \wedge z &= (x \wedge z \wedge y) \vee (x \wedge z \wedge y^\perp) = q_1 \vee q_3 \\ x \wedge z^\perp &= (x \wedge z^\perp \wedge y) \vee (x \wedge z^\perp \wedge y^\perp) = q_4 \vee q_5 \\ x &= (x \wedge z) \vee (x \wedge z^\perp) = q_1 \vee q_3 \vee q_4 \vee q_5 \end{aligned}$$

Similarly we show

$$\begin{aligned} y \wedge z &= q_1 \vee q_2 \\ y &= q_1 \vee q_2 \vee q_4 \vee q_6 \\ z &= q_1 \vee q_2 \vee q_3 \vee q_7 \end{aligned}$$

Then denoting $Q = q_1 \vee q_2 \vee q_3$ we obtain

$$(x \wedge z) \vee (y \wedge z) = (q_1 \vee q_3) \vee (q_1 \vee q_2) = q_1 \vee q_2 \vee q_3 = Q \quad (1.18)$$

From Postulate 1.9 and $y \vee x = Q \vee q_4 \vee q_5 \vee q_6$ it follows that

²²Assertions 1.25 and 1.26

$$Q \leq (Q \vee q_7) \wedge (Q \vee q_4 \vee q_5 \vee q_6) = (x \vee y) \wedge z \quad (1.19)$$

On the other hand, from $q_4 \vee q_5 \vee q_6 \leq q_7^\perp$, Lemma C.3 and the definition of compatibility it follows that

$$(x \vee y) \wedge z = (Q \vee q_4 \vee q_5 \vee q_6) \wedge (Q \vee q_7) \leq (Q \vee q_7^\perp) \wedge (Q \vee q_7) = Q \quad (1.20)$$

Therefore, applying the symmetry Lemma 1.4 to equations (1.19) and (1.20), we obtain

$$(x \vee y) \wedge z = Q \quad (1.21)$$

Comparing equations (1.18) and (1.21) we see that the distributive law (1.16) is valid. The other distributive law (1.17) is obtained from equation (1.16) by duality (see Appendix C). ■

This theorem tells us that in classical mechanics all propositions are compatible. The presence of incompatible propositions is a characteristic feature of quantum theories.

1.5.2 Logic of quantum mechanics

In quantum mechanics we are not allowed to use classical Assertion 1.1 and we must abandon the distributive laws. However, in order to get a non-trivial theory we need some substitutes for these two properties. This additional postulate should be specific enough to yield sensible physics and general enough to be non-empty and to include the distributive law as a particular case. The latter requirement is justified by our desire to have classical mechanics as a particular case of the more general quantum mechanics.

To find such a generalization we suggest the following arguments. From Theorem 1.35 we know that the compatibility of all propositions is a characteristic property of classical Boolean lattices. We also mentioned that this property is equivalent to simultaneous measurability of all propositions. We know that in quantum mechanics not all propositions are simultaneously measurable, therefore they cannot be compatible as well. This suggests that

we may try to find a generalization of classical theory by limiting the set of propositions that are mutually compatible. More specifically, we will postulate that two propositions are definitely compatible if one implies the other and leave it to mathematics to tell us about the compatibility of other pairs.

Postulate 1.36 (orthomodularity) *Propositions about physical systems obey the orthomodular law: If a implies b , then these two propositions are compatible*

$$a \leq b \Rightarrow a \leftrightarrow b. \tag{1.22}$$

Orthocomplemented lattices with additional orthomodular Postulate 1.36 are called *orthomodular lattices*.

Is there any deeper physical justification for the above postulate? As far as I know, there is none. The only justification is that the orthomodularity postulate really works, i.e., it results in the well-known mathematical structure of quantum mechanics, which has been thoroughly tested in experiments. In principle, one can try to introduce a different postulate to replace the classical distributivity relationships. If the resulting set of postulates turned out to be self-consistent, then one would obtain a non-classical theory that is also different from quantum mechanics. To the author's best knowledge, this line of reasoning has not been fruitful. So, in this book we will stick to orthomodular lattices and to traditional laws of quantum mechanics that follow from them.

Before proceeding further, we need to introduce important notions of the irreducibility of lattices and their rank. The *center* of a lattice is the set of elements compatible with all others. Obviously \emptyset and \mathcal{I} are in the center. A propositional system in which there are only two elements in the center (\emptyset and \mathcal{I}) is called *irreducible*. Otherwise it is called *reducible*. Any Boolean lattice having more than two elements (\emptyset and \mathcal{I} are present in any lattice, of course) is reducible and its center coincides with the entire lattice. Orthomodular atomic irreducible lattices are called *quantum propositional systems* or *quantum logics*. The *rank* of a propositional system is defined as the maximum number of mutually disjoint atoms. For example, the rank of the classical propositional system of one massive spinless particle described in subsection 6.5.4 is the “number of points in the phase space \mathbb{R}^6 .”

The most fundamental conclusion from our discussion in this section is the following

Statement 1.37 (quantum logic) *Experimental propositions form a quantum propositional system (=orthomodular atomic irreducible lattice).*

In principle, it should be possible to perform all constructions and calculations in quantum theory by using the formalism of orthomodular lattices based on just described postulates. Such an approach would have certain advantages because all its components have clear physical meaning: experimental propositions x are realizable in laboratories, and probabilities $(\phi|x)$ can be directly measured in experiments. However, this approach meets tremendous difficulties mainly because lattices are rather exotic mathematical objects, and we lack intuition when dealing with lattice operations.

We saw that in classical mechanics the happy alternative to the obscure lattice theory is provided by Theorem 1.31 which proves the isomorphism between the language of classical logic and the physically transparent language of phase spaces. Is there a similar equivalence theorem in the quantum case? To answer this question, we may notice that there is a striking similarity between algebras of projections on closed subspaces in a complex Hilbert space \mathcal{H} (see Appendices F and G) and quantum propositional systems discussed above. In particular, if operations between projections (or subspaces) in the Hilbert space are translated to lattice operations according to Table 1.5,²³ then all axioms of quantum logic can be directly verified. For example, the validity of the Postulate 1.36 follows from Lemmas G.4 and G.5. Atoms can be identified with one-dimensional subspaces or *rays* in \mathcal{H} . The irreducibility follows from Lemma G.6.

1.5.3 Example: 3-dimensional Hilbert space

One can verify directly that distributive laws 1.25 and 1.26 are generally not valid for subspaces in the Hilbert space \mathcal{H} . Consider, for example, the system of basis vectors and subspaces in a 3-dimensional Hilbert space \mathcal{H} shown in Fig. 1.5. The triples of vectors (a_1, a_2, a_3) and (a_1, b_2, b_3) form two orthogonal

²³We denote $Sp(A, B)$ the linear span of two subspaces A and B in the Hilbert space. (See Appendix A.2.) $A \cap B$ denotes the intersection of these subspaces. A' is the orthogonal complement of A .

Table 1.5: Translation of terms, symbols, and operations used for subspaces in the Hilbert space, projections on these subspaces, and propositions in quantum logic.

Subspaces	Projections	Propositions
$X \subseteq Y$	$P_X P_Y = P_Y P_X = P_X$	$x \leq y$
$X \cap Y$	$P_{X \cap Y}$	$x \wedge y$
$Sp(X, Y)$	$P_{Sp(X, Y)}$	$x \vee y$
X'	$1 - P_X$	x^\perp
X and Y are compatible	$[P_X, P_Y] = 0$	$x \leftrightarrow y$
$X \perp Y$	$P_X P_Y = P_Y P_X = 0$	$x \leq y^\perp$
$\mathbf{0}$	0	\emptyset
\mathcal{H}	1	\mathcal{I}
ray x	$ x\rangle\langle x $	x is an atom

sets. They correspond to 1-dimensional subspaces X_1, X_2, X_3, Y_2, Y_3 . In addition, two 2-dimensional subspaces Z and Z_1 can be formed as $Z = Sp(X_1, X_2)$ and $Z_1 = Sp(X_2, X_3) = Sp(Y_2, X_3)$. These subspaces satisfy obvious relationships

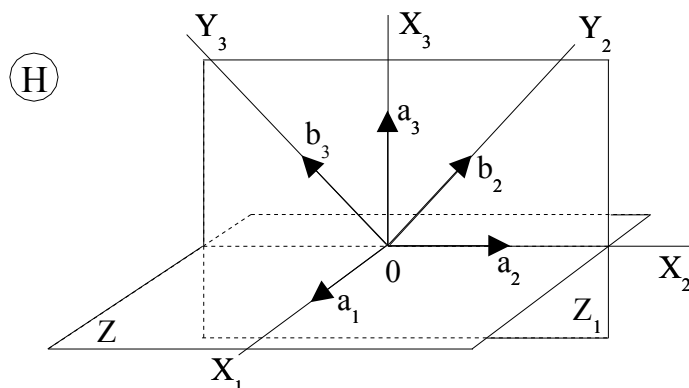
$$\begin{aligned} Sp(X_2, X_3) &= Sp(Y_2, X_3) = Sp(X_2, Y_2) = Z_1, & Sp(X_1, X_2) &= Z, & X_3 \cap Y_2 &= \mathbf{0} \\ X_2 \cap Y_2 &= \mathbf{0}, & X'_1 &= Z_1, & Z \cap Z_1 &= X_2 \end{aligned}$$

Then one can find a triple of subspaces for which the distributive laws in Assertions 1.25 and 1.26 are not satisfied

$$\begin{aligned} Sp(Y_2, (X_3 \cap X_2)) &= Sp(Y_2, \mathbf{0}) = Y_2 \neq Z_1 = Z_1 \cap Z_1 = Sp(Y_2, X_3) \cap Sp(Y_2, X_2) \\ Y_2 \cap Sp(X_3, X_2) &= Y_2 \cap Z_1 = Y_2 \neq \mathbf{0} = Sp(\mathbf{0}, \mathbf{0}) = Sp((Y_2 \cap X_3), (Y_2 \cap X_2)) \end{aligned}$$

This means that the logic represented by subspaces in the Hilbert space is different from the classical Boolean logic. However, the orthomodularity postulate is valid there. For example, $X_1 \subseteq Z$ so the condition in (1.22) is satisfied and these two subspaces are compatible according to (1.14) - (1.15)

$$\begin{aligned} Sp((Z \cap X_1), (Z \cap X'_1)) &= Sp(X_1, (Z \cap Z_1)) = Sp(X_1, X_2) = Z \\ Sp((Z \cap X_1), (Z' \cap X_1)) &= Sp(X_1, (X_3 \cap X_1)) = Sp(X_1, \mathbf{0}) = X_1 \end{aligned}$$

Figure 1.5: Subspaces in a 3-dimensional Hilbert space \mathcal{H} .

1.5.4 Piron's theorem

Thus we have established that the set of closed subspaces (or projections on these subspaces) in any complex Hilbert space \mathcal{H} is a representation of some quantum propositional system. The next question is: can we find a Hilbert space representation for *each* quantum propositional system? The positive answer to this question is given by the important *Piron's theorem* [Pir76, Pir64]

Theorem 1.38 (Piron) *Any irreducible quantum propositional system (= orthomodular atomic irreducible lattice) \mathcal{L} of rank 4 or higher is isomorphic to the lattice of closed subspaces in a Hilbert space \mathcal{H} such that the correspondences shown in Table 1.5 are true.*

The proof of this theorem is beyond the scope of our book. Two further remarks can be made regarding this theorem's statement. First, all propositional systems of interest to physics have infinite (even uncountable) rank, so the condition "rank ≥ 4 " is not a significant restriction. Second, the original Piron's theorem does not specify the nature of scalars in the Hilbert space. This theorem leaves the freedom of choosing any *division ring with involutive antiautomorphism* as the set of scalars in \mathcal{H} . We can greatly reduce this freedom if we remember the important role played by real numbers in physics.²⁴ Therefore, it makes physical sense to consider only those rings which include \mathbb{R} as a subring. In 1877 Frobenius proved that there are only three

²⁴e.g., values of observables are always in \mathbb{R}

such rings. They are *real numbers* \mathbb{R} , *complex numbers* \mathbb{C} , and *quaternions* \mathbb{H} . Although there is vast literature on real and, especially, quaternionic quantum mechanics [Stu60, Jau71], the relevance of these theories to physics remains uncertain. Therefore, we will stick with complex numbers from now on.

Piron’s theorem forms the foundation of the mathematical formalism of quantum physics. In particular, it allows us to express the important notions of observables and states in the new language of Hilbert spaces. In this language pure quantum states are described by unit vectors in the Hilbert space. Observables are described by Hermitian operators in the same Hilbert space. These correspondences will be explained in the next section. Orthomodular lattices of quantum logic, phase spaces of classical mechanics, and Hilbert spaces of quantum mechanics are just different languages for describing relationships between states, observables, and their measured values. Table 1.6 can be helpful for translation between these three languages.

1.5.5 Should we abandon classical logic?

In this section we have reached a seemingly paradoxical conclusion that one cannot use classical logic as well as classical probability theory for reasoning about quantum systems. How could that be? Classical logic is the foundation of the whole mathematics and the scientific method in general. All mathematical theorems are being proved with the logic of Aristotle and Boole.²⁵ Even theorems of quantum mechanics are being proved using this logic. However, quantum mechanics insists that propositions about physical systems satisfy laws of the non-Boolean quantum logic. The logic of classical distributive lattices is just an approximation. Isn’t there a contradiction? Not really.

It is still permissible to use classical logic in quantum mechanical proofs because, thanks to the Piron’s theorem, we have replaced real life objects, such as experimental propositions and probability measures, with abstract and artificial notions of Hilbert spaces, state vectors, and Hermitian operators. These abstractions is the price we pay for the privilege to keep using simple classical logic. In principle, it should be possible to formulate entire quantum theory using the language of propositions, quantum logic, and

²⁵Note, however, attempts [III13] to develop so-called “quantum mathematics” that is based on quantum logic.

Table 1.6: Glossary of terms used in general quantum logic, in classical phase space, and in the Hilbert space of quantum mechanics.

nature	Quantum logic	Phase space	Hilbert space
Statement	proposition	subset	closed subspace
Unambiguous statement	Atom	Point	Ray
AND	meet	intersection	intersection
OR	join	union	linear span
NOT	orthocomplement	relative complement	orthogonal complement
IF...THEN	implication	inclusion of subsets	inclusion of subspaces
Observable	proposition-valued measure on \mathcal{R}	real function	Hermitian operator
jointly measurable observables	compatible propositions	all observables are compatible	commuting operators
mutually exclusive statements	disjoint propositions	non-intersecting subsets	orthogonal subspaces
Pure state	Probability measure	delta function	Ray
Mixed state	Probability measure	Probability function	Density operator

probability measures. However, such an approach has not been developed yet.

1.6 Quantum observables and states

1.6.1 Observables

Each observable F naturally defines a mapping (called a *proposition-valued measure*) from the set of intervals of the real line \mathbb{R} to propositions F_E in \mathcal{L} . These propositions can be described in words: $F_E =$ “the value of the observable F is inside the interval E of the real line \mathbb{R} .” We already discussed properties of propositions about one observable. They can be summarized

as follows:

- The proposition corresponding to the intersection of intervals E_1 and E_2 is the meet of propositions corresponding to these intervals

$$F_{E_1 \cap E_2} = F_{E_1} \wedge F_{E_2} \quad (1.23)$$

- The proposition corresponding to the union of intervals E_1 and E_2 is the join of propositions corresponding to these intervals

$$F_{E_1 \cup E_2} = F_{E_1} \vee F_{E_2} \quad (1.24)$$

- The proposition corresponding to the complement of interval E is the orthocomplement of the proposition corresponding to E

$$F_{\mathbb{R} \setminus E} = F_E^\perp \quad (1.25)$$

- The minimal proposition corresponds to the empty subset of the real line

$$F_\emptyset = \emptyset \quad (1.26)$$

- The maximal proposition corresponds to the real line itself.

$$F_{\mathbb{R}} = \mathcal{I} \quad (1.27)$$

Intervals E of the real line form a Boolean (distributive) lattice with respect to set theoretical operations \subseteq, \cap, \cup , and \setminus . Due to the isomorphism (1.23) - (1.27), the corresponding one-observable propositions F_E also form a Boolean lattice, which is a *sublattice* of our full propositional system. Therefore, according to Theorem 1.35, all propositions about the same observable are compatible. Due to the isomorphism “propositions” \leftrightarrow “subspaces,” we can use the same notation F_E for subspaces (projections) in \mathcal{H} corresponding to intervals E . Then, according to Lemma G.5, all projections F_E , referring to one observable F , commute with each other.

Each point f in the spectrum of observable F is called an *eigenvalue* of this observable. The subspace $F_f \subset \mathcal{H}$ corresponding to the eigenvalue f is

called *eigensubspace* and projection P_f onto this subspace is called a *spectral projection*. Each vector in the eigensubspace is called *eigenvector*.²⁶

Consider two distinct eigenvalues f and g of observable F . The corresponding intervals (=points) of the real line are disjoint. Then propositions F_f and F_g are disjoint too, and corresponding (eigen)subspaces are orthogonal. The linear span of subspaces F_f , where f runs through entire spectrum of F , is the full Hilbert space \mathcal{H} . Therefore, spectral projections of any observable form a *decomposition of unity*.²⁷ So, according to discussion in Appendix G.2, we can associate an Hermitian operator

$$F = \sum_f f P_f \quad (1.28)$$

with each observable F . In what follows we will often use terms “observable” and “Hermitian operator” as synonyms.

1.6.2 States

As we discussed in subsection 1.3.1, each state ϕ of the system defines a probability measure $(\phi|x)$ on propositions in quantum logic \mathcal{L} . According to the isomorphism “propositions \leftrightarrow subspaces”,²⁸ the state ϕ also defines a *probability measure* $(\phi|X)$ on subspaces X in the Hilbert space \mathcal{H} . This probability measure is a function from subspaces to the interval $[0, 1] \subseteq \mathbb{R}$ whose properties follow directly from equations (1.2), (1.3), and Postulate 1.19

- The probability corresponding to the whole Hilbert space is 1 in all states

$$(\phi|\mathcal{H}) = 1 \quad (1.29)$$

²⁶In the next subsection we will see that each vector in the Hilbert space defines a unique pure quantum state. States defined by the above eigenvectors will be called *eigenstates* (of the given observable F). Apparently, the observable F has definite values (=eigenvalues) in its eigenstates. This means that eigenstates are examples of states whose existence was guaranteed by Postulate 1.2.

²⁷see Appendix G.1

²⁸See Table 1.6.

- The probability corresponding to the empty subspace is 0 in all states

$$(\phi|\mathbf{0}) = 0 \quad (1.30)$$

- The probability corresponding to the direct sum of orthogonal subspaces²⁹ is the sum of probabilities for each subspace

$$(\phi|X \oplus Y) = (\phi|X) + (\phi|Y), \text{ if } X \perp Y \quad (1.31)$$

The following important theorem provides a classification of all such probability measures (= all states of the physical system).

Theorem 1.39 (Gleason [Gle57]) *If $(\phi|X)$ is a probability measure on closed subspaces in the Hilbert space \mathcal{H} with properties (1.29) - (1.31), then there exists a non-negative Hermitian operator ρ in \mathcal{H} such that*

$$\text{Tr}(\rho) = 1 \quad (1.32)$$

and for any subspace X with projection P_X the value of the probability measure is

$$(\phi|X) = \text{Tr}(P_X \rho) \quad (1.33)$$

Just a few comments about the terminology and notation used here: First, a Hermitian operator is called *non-negative* if all its eigenvalues are greater than or equal to zero. Second, the operator ρ is usually called the *density operator* or the *density matrix*. Third, Tr denotes *trace*³⁰ of the matrix of the operator ρ .

The proof of Gleason's theorem is far from trivial, and we refer interested reader to original works [Gle57, RB99]. Here we will focus on the physical interpretation of this result. First, we may notice that, according to the spectral theorem F.8, the operator ρ can be always written as

²⁹Note that according to Table 1.6 orthogonal subspaces correspond to disjoint propositions. For definition of the direct sum of subspaces see Appendix G.1.

³⁰Trace is, basically, the sum of all diagonal elements of a matrix. See Appendix F.7.

$$\rho = \sum_i \rho_i |e_i\rangle\langle e_i| \quad (1.34)$$

where $|e_i\rangle$ is an orthonormal basis in \mathcal{H} . Then the Gleason's theorem means that

$$\rho_i \geq 0 \quad (1.35)$$

$$\sum_i \rho_i = 1 \quad (1.36)$$

$$0 \leq \rho_i \leq 1 \quad (1.37)$$

Among all states satisfying equation (1.35) - (1.37) there are simple states for which just one coefficient ρ_i is non-zero. Then, from (1.36) it follows that $\rho_i = 1$, $\rho_j = 0$ if $j \neq i$, and the density operator degenerates to a projection onto the one-dimensional subspace $|e_i\rangle\langle e_i|$.³¹ Such states will be called *pure quantum* states. It is also common to describe a pure state by a unit vector from its ray. Any unit vector from this ray represents the same state, i.e., in the vector representation of states there is a freedom of choosing an unimodular *phase factor* of the state vector. In what follows we will often use the terms “pure quantum state” and “state vector” as synonyms.

Mixed quantum states are expressed as weighed sums of pure states whose coefficients ρ_i in equation (1.34) reflect the probabilities with which the pure states enter in the mixture. Therefore, in quantum mechanics there are uncertainties of two types. The first type is the uncertainty present in mixed states. This uncertainty is already familiar to us from classical (statistical) physics. This uncertainty results from our insufficient control of preparation conditions (like when a bullet is fired from a shaky rifle). The second type of uncertainty is present even in pure quantum states. It does not have a counterpart in classical physics, and it cannot be avoided by tightening the preparation conditions. This uncertainty is a reflection of the mysterious unpredictability of microscopic phenomena.

We will not discuss mixed quantum states in this book. So, we will deal only with uncertainties of the fundamental quantum type. Thus, when speaking about a quantum state ϕ , we will always assume that there exists

³¹One-dimensional subspaces are also called *rays*.

a corresponding state vector $|\phi\rangle$. As discussed above, this vector is not the unique representative of the state. Any vector $e^{i\alpha}|\phi\rangle$ that differs from $|\phi\rangle$ by a unimodular phase factor $e^{i\alpha}$ (where $\alpha \in \mathbb{R}$), is also a valid representative of the state ϕ .

1.6.3 Commuting and compatible observables

In subsection 1.5.1 we defined the notion of compatible propositions. In Lemma G.5 we showed that the compatibility of propositions is equivalent to the commutativity of corresponding projections. The importance of these definitions for physics comes from the fact that for a pair of compatible propositions (=projections=subspaces) there are states in which both these propositions are certain, i.e., simultaneously measurable. A similar statement can be made for two compatible (=commuting) Hermitian operators of observables. According to Theorem G.9, such two operators have a common basis of eigenvectors (=eigenstates). In these eigenstates both observables have definite (eigen)values.

We will assume that for any physical system there always exists a *minimal* and *complete* set of mutually compatible (= commuting) observables F, G, H, \dots ³² Then, we should be able to build an orthonormal basis of common eigenvectors $|e_i\rangle$ such that each basis vector is uniquely labeled by eigenvalues f_i, g_i, h_i, \dots of operators F, G, H, \dots , i.e., if $|e_i\rangle$ and $|e_j\rangle$ are two eigenvectors then there is at least one different number in the two sets of eigenvalues $\{f_i, g_i, h_i, \dots\}$ and $\{f_j, g_j, h_j, \dots\}$.

Each state vector $|\phi\rangle$ can be represented as a linear combination of these basis vectors

$$|\phi\rangle = \sum_i \phi_i |e_i\rangle \quad (1.38)$$

where in the bra-ket notation³³

³²A set F, G, H, \dots is called *minimal* if no observable from the set can be expressed as a function of other observables from the same set. A set is *complete* if no more observables can be added to it. For example, a single massive particle has a mutually commuting set of observables $(P_x, P_y, P_z, S^2, S_z)$, where \mathbf{P} and \mathbf{S} are the momentum and spin operators, respectively. See section 5.1. Any function of observables from the minimal commuting set also commutes with F, G, H, \dots , and with any other such function.

³³see Appendix F.3

$$\phi_i = \langle e_i | \phi \rangle \quad (1.39)$$

The set of coefficients ϕ_i can be viewed as a function $\phi(f, g, h, \dots)$ on the common spectrum of observables F, G, H, \dots . In this form, the coefficients ϕ_i are referred to as the *wave function* of the state $|\phi\rangle$ in the *representation* defined by observables F, G, H, \dots . When the spectrum of operators F, G, H, \dots is continuous, the index i is, actually, a continuous variable.³⁴

1.6.4 Expectation values

Equation (1.28) defines a spectral decomposition for each observable F , where index f runs over all distinct eigenvalues of F . Then for each pure state $|\phi\rangle$ we can find the probability of measuring a value f of the observable F in this state by using formula³⁵

$$\rho_f = \sum_{i=1}^m |\langle e_i^f | \phi \rangle|^2 \quad (1.40)$$

where $|e_i^f\rangle$ are basis vectors in the range of the projection

$$P_f \equiv \sum_{i=1}^m |e_i^f\rangle \langle e_i^f| \quad (1.41)$$

and m is the dimension of the corresponding subspace. Sometimes we also need to know the weighed average of values f . This is called the *expectation value* of the observable F in the state $|\phi\rangle$ and denoted $\langle F \rangle$

$$\langle F \rangle \equiv \sum_f \rho_f f$$

³⁴Wave functions in the momentum and position representations for a single particle will be discussed in section 5.2.

³⁵This is simply the value of the probability measure $(\phi|P_f)$ (see subsection 1.3.1) corresponding to the spectral projection P_f . One can also see that this formula is equivalent to the Gleason's expression (1.33).

Substituting here equation (1.40) we obtain

$$\langle F \rangle = \sum_{j=1}^n |\langle e_j | \phi \rangle|^2 f_j \equiv \sum_{j=1}^n |\phi_j|^2 f_j$$

where the summation is carried out over the entire basis $|e_j\rangle$ of eigenvectors of the operator F with eigenvalues f_j . By using decompositions (1.38), (1.28), and (1.41) we obtain a more compact formula for the expectation value $\langle F \rangle$

$$\begin{aligned} \langle \phi | F | \phi \rangle &= \left(\sum_i \phi_i^* \langle e_i | \right) \left(\sum_j |e_j\rangle f_j \langle e_j| \right) \left(\sum_k \phi_k |e_k\rangle \right) \\ &= \sum_{ijk} \phi_i^* f_j \phi_k \langle e_i | e_j \rangle \langle e_j | e_k \rangle = \sum_{ijk} \phi_i^* f_j \phi_k \delta_{ij} \delta_{jk} = \sum_j |\phi_j|^2 f_j \\ &= \langle F \rangle \end{aligned} \tag{1.42}$$

1.6.5 Basic rules of classical and quantum mechanics

Results obtained in this chapter can be summarized as follows. If our system prepared in a pure state ϕ and we want to calculate the probability ρ for measuring the value of the observable F inside the interval $E \subseteq \mathbb{R}$, then we need to perform the following steps:

In classical mechanics:

1. Define the phase space S of the physical system;
2. Find a real function $f : S \rightarrow \mathbb{R}$ corresponding to the observable F ;
3. Find the subset U of S corresponding to the subset E of the spectrum of the observable F (U is the set of all points $s \in S$ such that $f(s) \in E$);
4. Find the point $s_\phi \in S$ representing the pure classical state ϕ ;
5. The probability ρ is equal to 1 if $s_\phi \in U$ and $\rho = 0$ otherwise.

In quantum mechanics:

1. Define the Hilbert space \mathcal{H} of the physical system;

2. Find the Hermitian operator F in \mathcal{H} corresponding to the observable;
3. Find the eigenvalues and eigenvectors of the operator F ;
4. Find a spectral projection P_E corresponding to the subset E of the spectrum of the operator F .
5. Find the unit vector $|\phi\rangle$ (defined up to an arbitrary unimodular factor) representing the state of the system.
6. Use formula $\rho = \langle\phi|P_E|\phi\rangle$

At this point, there seems to be no connection between the classical and quantum rules. However, we will see in section 6.5 that in the macroscopic world with massive objects and poor resolution of instruments, the classical rules emerge as a decent approximation to the quantum ones.

1.7 Interpretations of quantum mechanics

In sections 1.3 - 1.6 of this chapter we focused on the mathematical formalism of quantum mechanics. Now it is time to discuss the physical meaning and interpretation of these formal rules.

1.7.1 Quantum unpredictability in microscopic systems

Experiments with quantum microsystems have revealed one simple and yet mysterious fact: if we prepare N absolutely identical physical systems in the same conditions and measure the same observable in each of them, we may find N different results.

Let us illustrate this experimental finding by few examples. We know from experience that each photon passing through the hole in the *camera obscura* will hit the photographic plate at some point on the photographic plate. However, each new released photon will land at a different point. Quantum mechanics allows us to calculate the probability density for these points, but apart from that, the behavior of each individual photon appears to be completely random. Quantum mechanics does not even attempt to predict where each individual photon will hit the target.

Another example of such an apparently random behavior is the decay of unstable nuclei. The nucleus of ^{232}Th has the lifetime of 14 billion years.

This means that in any sample containing thorium, approximately half of all ^{232}Th nuclei will decay after 14 billion years. In principle, quantum mechanics can calculate the probability of the nuclear decay as a function of time by solving the corresponding Schrödinger equation.³⁶ However, quantum mechanics cannot even approximately guess when any given nucleus will decay. It could happen today, or it could happen 100 billion years from now.

Although, such unpredictability is certainly a hallmark of microscopic systems it would be wrong to think that it is not affecting our macroscopic world. Quite often the effect of random microscopic processes can be amplified to produce a sizable equally random macroscopic effect. One famous example of the amplification of quantum uncertainties is the thought experiment with the “Schrödinger cat” [Sch35].

So, our world (even at the macroscopic scale) is full of truly random events whose exact description and prediction is beyond capabilities of modern science. Nobody knows why physical systems have this random unpredictable behavior. Quantum mechanics simply accepts this fact and does not attempt to explain it. Quantum mechanics does not describe what actually happens; it describes the full range of possibilities of what might have happened and the probability of each possible outcome. Each time nature chooses just one possibility from this range, while obeying the probabilities predicted by quantum mechanics. QM cannot say anything about which particular choice will be made by nature. These choices are completely random and beyond explanation by modern science. This observation is a bit disturbing and embarrassing. Indeed, we have real physically measurable effects (the actual choices made by nature) for which we have no control and no power to predict the outcome. These are facts without an explanation, effects without a cause. It seems that microscopic particles obey some mysterious random force. Then it is appropriate to ask what is the reason for such stochastic behavior of micro-systems? Is it truly random or it just seems to be random? If quantum mechanics cannot explain this random behavior, maybe there is a deeper theory that can?

³⁶though our current knowledge of nuclear forces is insufficient to make a reliable calculation of that sort for thorium.

1.7.2 Hidden variables

One school of thought attributes the apparently random behavior of microsystems to some yet unknown “hidden” variables, which are currently beyond our observation and control. According to these views, put somewhat simplistically, each photon in camera obscura has a guiding mechanism which directs it to a certain predetermined spot on the photographic plate. Each unstable nucleus has some internal “alarm clock” ticking inside. The nucleus decays when the alarm goes off. The behavior of quantum systems just appears to be random to us because so far we don’t have a clue about these “guiding mechanisms” and “alarm clocks.”

According to the “hidden variables” theory, quantum mechanics is not the final word, and future theory will be able to fully describe the properties of individual systems and predict events without relying on chance. There are two problems with this point of view. First, so far nobody was able to build a convincing theory of hidden variables and to predict (even approximately) outcomes of quantum measurements beyond calculated probabilities. The second reason to reject the “hidden variables” argument is more formal.

The “hidden variables” theory says that the randomness of micro-systems does not have any special quantum-mechanical origin. It is the same classical pseudo-randomness as seen in the usual coin-tossing or die-rolling. The “hidden variables” theory implies that rules of classical mechanics apply to micro-systems just as well as to macro-systems. As we saw in section 1.4.1, these rules are based on the classical Assertion 1.1 of determinism. Quantum mechanics simply discards this unprovable Assertion and replaces it with a weaker Postulate 1.2. So, quantum mechanics with its probabilities is a more general mathematical framework, while classical mechanics with its determinism can be represented as a particular case of this framework. As Mittelstaedt put it [Mit02]

...classical mechanics is loaded with metaphysical hypotheses which clearly exceed our everyday experience. Since quantum mechanics is based on strongly relaxed hypotheses of this kind, classical mechanics is less intuitive and less plausible than quantum mechanics. Hence classical mechanics, its language and its logic cannot be the basis of an adequate interpretation of quantum mechanics.

P. Mittelstaedt

1.7.3 Measurement problem

If we now accept the probabilistic quantum view of reality, we must address some deep paradoxes. One disturbing “paradox” is that in quantum mechanics the wave function of a physical system evolves in time smoothly and unitarily according to the Schrödinger equation (5.50) up until the instant of measurement, at which point the wave function experiences an unpredictable and abrupt collapse.

The seemingly puzzling part is that it is not clear how the wave function “knows” when it can undergo the continuous evolution and when it should “collapse.” Where is the boundary between the measuring device and the quantum system? For example, it is customary to say that the photon is the quantum system while the photographic plate is the measuring device. However, we can adopt a different view and include the photographic plate together with the photon in our quantum system. Then, we should, in principle, describe both the photon and the photographic plate by a joint wave function. When does this wave function collapse? Where is the measuring apparatus in this case? Human’s eye? Does it mean that while we are not looking, the entire system (photon + photographic plate) remains in a superposition state? Following this logic we may easily reach a seemingly absurd conclusion that the ultimate measuring device is human’s brain, and all events remain potentialities until they are registered by mind. For many physicists these contradictions signify some troubling incompleteness of quantum theory, its inability to describe the world “as it is.”

In order to avoid the controversial wave function collapse, several so-called “interpretations” of quantum mechanics were proposed. In the de Broglie–Bohm’s “pilot wave” interpretation it is postulated that the electron propagating in the double-slit setup is actually a classical point particle, whose movement is “guided” by a separate material “wave” that obeys the Schrödinger equation. In the “many worlds” interpretation it is assumed that at the instant of measurement (when several outcomes are possible, according to quantum mechanics) the world splits into several (or even infinite number of) copies, so all outcomes are realized at once. We see only a single outcome because we live just in one copy of the world and lack the “bird view” of the many worlds reality.

Interpretations of quantum mechanics attempt to suggest some kinds of physical mechanisms of the quantum system’s behavior and the measurement process. However, how we can be sure that these mechanisms are

correct? The only method of verification available in physics is experiment, but suggested mechanisms are related to things happening in the physical system *while it is not observed*. So, it is impossible to design experiments that would (dis)prove interpretations of quantum mechanics. Being inaccessible to experimental verification these interpretations should belong to philosophy rather than physics.

Actually, the “collapse” or “measurement” paradoxes are not as serious as they look. In author’s view, their appearance is related simply to our unrealistic expectations regarding the explanatory power of physical theory. Intuitively we wish to have a physical theory that encompasses all physical reality: the physical system, the measuring apparatus, the observer, and the entire universe. However this goal is perhaps too ambitious and misleading. Recall that the goal of a physical theory declared in Introduction is to provide a formalism that allows us to *predict results of experiments*.³⁷ In physics we do not want and do not need to describe the whole world “as it is.” We should be entirely satisfied if our theory allows us to calculate the outcome of any conceivable measurement, which is a more modest task.

Thus it is not a surprise that certain aspects of reality are beyond the reach of quantum theory. In this sense, quantum mechanics can be regarded as “incomplete” theory. However, this author believes that this incompleteness is not a problem, but a reflection of the fundamental unavoidable unpredictability of nature. Here the following quote from Einstein seems appropriate:

I now imagine a quantum theoretician who may even admit that the quantum-theoretical description refers to ensembles of systems and not to individual systems, but who, nevertheless, clings to the idea that the type of description of the statistical quantum theory will, in its essential features, be retained in the future. He may argue as follows: True, I admit that the quantum-theoretical description is an incomplete description of the individual system. I even admit that a complete theoretical description is, in principle, thinkable. But I consider it proven that the search for such a complete description would be aimless. For the lawfulness of nature is thus constructed that the laws can be completely and suitably formulated within the framework of our incomplete description.

³⁷More precisely, the theory should be able to calculate probabilities of measurements.

To this I can only reply as follows: Your point of view - taken as theoretical possibility - is incontestable. A. Einstein [Ein49]

The quantum mechanical distinction between the observed system and the measuring apparatus is not as problematic as often claimed. This distinction is naturally present in every experiment. If properly asked, the experimentalist will always tell you which part of his setup is the observed system and which part is the measuring apparatus.³⁸ Therefore there is nothing wrong in applying different descriptions to these two parts. In quantum theory the state of the physical system is described as a vector in the Hilbert space, and the measuring apparatus is described as an Hermitian operator in the same Hilbert space. The measuring apparatus is not considered to be a dynamical object. This means that there is no point to describe the act of measurement as “interaction” between the physical system and the measuring apparatus by means of some dynamical theory.³⁹

The “collapse” of the wave function is not a dynamical process, it is just a part of a mathematical formalism that allows us to fulfil to true task of any physical theory - to predict outcomes of experiments. So there is no any contradiction or paradox between the unitary time evolution of wave functions and the abrupt “collapse” at the time of measurement.

1.7.4 Agnostic interpretation of quantum mechanics

The things we said above can be summarized in the following statements:

1. Quantum mechanics does not pretend to provide a description of the entire universe. It only applies to the description of specific experiments in which the physical system and the measuring apparatus are clearly separated.

³⁸For instance, in the above example of the double-slit experiment the photon is the physical system and the photographic plate is the measuring apparatus. The one-photon Hilbert space should be used for the quantum-mechanical analysis of this experiment. If we like, we can consider the “photon + photographic plate” as our physical system, but this would mean that we have changed completely the experimental setup, the measuring apparatus, and the range of meaningful questions that can be asked and answered about the system. The new setup should be described quantum-mechanically in a different Hilbert space with different state vectors and different operators of observables.

³⁹as it was done, e.g., in von Neumann’s measurement theory.

2. Quantum mechanics does not provide a mechanism of what goes on while the physical system is not observed or while it is measured. Quantum mechanics is just a mathematical recipe for calculating probabilities of experimental outcomes. The ingredients used in this recipe (Hilbert space, state superpositions, wave functions, Hermitian operators, etc.) have no direct relationship to things observable in nature. They are just mathematical symbols.
3. We cannot measure all observables at once. A realistic experiment measures only one observable, or, in the best case, a few mutually compatible observables.
4. Nature is inherently probabilistic. There exists a certain level of random “noise” that leads to unpredictability of the results of measurements.
5. Logical propositions about measurements do not obey the set of classical Boolean axioms. The distributive law of logic is not valid and should be replaced by the orthomodular law.

The most important philosophical lesson taught to us by quantum mechanics is the unwillingness to speculate about things that are not observable. Einstein was very displeased with this point of view. He wrote:

I think that a particle must have a separate reality independent of the measurements. That is an electron has spin, location and so forth even when it is not being measured. I like to think that the moon is there even if I am not looking at it. A. Einstein

Actually, quantum mechanics does not make any claims about things that are not measured. So, we will also prefer to remain agnostic about non-observable features and refuse to use them as a basis for building our theory.

Chapter 2

POINCARÉ GROUP

*There are more things in Heaven and on earth, dear Horacio,
than are dreamed of in your philosophy.*

Hamlet

In the preceding chapter we have learned that each physical system can be described mathematically by a Hilbert space. Rays in this space are in one-to-one correspondence with (pure) states of the system. Observables are described by Hermitian operators. This vague description is not sufficient for a working theory. We are still lacking precise classification of possible physical systems; we still do not know which operators correspond to usual observables like position, momentum, mass, energy, spin, etc. and how these operators are related to each other; we still cannot tell how states and observables evolve in time. Our theory is not complete.

It appears that many missing pieces mentioned above are supplied by the *principle of relativity* - which is one of the most powerful ideas in physics. This principle has a very general character. It works independent on what physical system, state or observable is considered. Basically, this principle says that there is no preferred inertial reference frame (or observer or laboratory). All frames are equivalent if they are at rest or move uniformly without rotation or acceleration. Moreover, the principle of relativity recognizes certain (group) properties of inertial transformations between these frames or observers. Our primary goal here is to establish that the group of

transformations between inertial observers is the celebrated Poincaré group. In the rest of this book we will have many opportunities to appreciate the fundamental importance of this idea for relativistic physics.

One can notice that the principle of relativity discussed here is the same as the first postulate of Einstein's special relativity. In this book we will not need Einstein's second postulate, which claims the independence of the speed of light on the velocity of the source or observer. Actually, we will find out that by combining the first postulate, the Poincaré group idea, and laws of quantum mechanics we can obtain a complete working formalism of relativistic quantum theory. This will be done in chapter 3. We will also see in chapter 5 that the second postulate is redundant, because the speed of massless photons appears to be invariant anyway. Another distinctive feature of our relativistic approach is that we never assume the existence of the 4-dimensional Minkowski manifold, which unifies space and time. Time and position play very different roles in our theory. The significance of this idea will be discussed in chapter 17 in the second part of this book.

2.1 Inertial observers

2.1.1 Principle of relativity

As has been said in Introduction, in this book we consider only inertial laboratories. What is so special about them? The answer is that one can apply the powerful *principle of relativity* to such laboratories. The essence of this principle was best explained by Galileo more than 370 years ago [Gal01]:

Shut yourself up with some friend in the main cabin below decks on some large ship and have with you there some flies, butterflies and other small flying animals. Have a large bowl of water with some fish in it; hang up a bottle that empties drop by drop into a wide vessel beneath it. With the ship standing still, observe carefully how the little animals fly with equal speed to all sides of the cabin. The fish swim indifferently in all directions; the drops fall into the vessel beneath; and, in throwing something to your friend, you need to throw it no more strongly in one direction than another, the distances being equal; jumping with your feet together, you pass equal spaces in every direction. When you have observed all of these things carefully (though there is no doubt that

when the ship is standing still everything must happen this way), have the ship proceed with any speed you like, so long as the motion is uniform and not fluctuating this way and that. You will discover not the least change in all the effects named, nor could you tell from any of them whether the ship was moving or standing still. In jumping, you will pass on the floor the same spaces as before, nor will you make larger jumps toward the stern than towards the prow even though the ship is moving quite rapidly, despite the fact that during the time that you are in the air the floor under you will be going in a direction opposite to your jump. In throwing something to your companion, you will need no more force to get it to him whether he is in the direction of the bow or the stern, with yourself situated opposite. The droplets will fall as before into the vessel beneath without dropping towards the stern, although while the drops are in the air the ship runs many spans. The fish in the water will swim towards the front of their bowl with no more effort than toward the back and will go with equal ease to bait placed anywhere around the edges of the bowl. Finally the butterflies and flies will continue their flights indifferently toward every side, nor will it ever happen that they are concentrated toward the stern, as if tired out from keeping up with the course of the ship, from which they will have been separated during long intervals by keeping themselves in the air.

These observations can be translated into a single statement that all inertial laboratories cannot be distinguished from the laboratory at rest by performing experiments confined to those laboratories. Any experiment performed in one laboratory, will yield exactly the same result as an identical experiment in any other laboratory. The results will be the same, independent on how far apart the laboratories are and what are their relative orientations and velocities. Moreover, we may repeat the same experiment at any time, tomorrow, or many years later, still results will be the same. This allows us to formulate one of the most important and deep postulates in physics

Postulate 2.1 (the principle of relativity) *In all inertial laboratories, the laws of nature are the same: they do not change with time, they do not depend on the position and orientation of the laboratory in space and on its velocity. The laws of physics are invariant against inertial transformations of laboratories.*

2.1.2 Inertial transformations

Our next goal is to study inertial transformations between laboratories in more detail. To do this we do not need to consider physical systems at all. It is sufficient to think about a world inhabited only by laboratories. The only thing these laboratories can do is to measure parameters¹ $\{\vec{\phi}; \mathbf{v}; \mathbf{r}; t\}$ of their fellow laboratories. It appears that even in this oversimplified world we can learn quite a few useful things about properties of inertial laboratories and their relationships to each other.

Let us first introduce a convenient labeling of inertial observers and inertial transformations. We choose an arbitrary frame O as our reference observer, then other examples of observers are

- (i) an observer $\{\vec{0}; \mathbf{0}; \mathbf{0}; t_1\}O$ displaced in time by the amount t_1 ;
- (ii) an observer $\{\vec{0}; \mathbf{0}; \mathbf{r}_1; 0\}O$ shifted in space by the vector \mathbf{r}_1 ;
- (iii) an observer $\{\vec{0}; \mathbf{v}_1; \mathbf{0}; 0\}O$ moving with velocity \mathbf{v}_1 ;
- (iv) an observer $\{\vec{\phi}_1; \mathbf{0}; \mathbf{0}; 0\}O$ rotated by the vector $\vec{\phi}_1$.²

Suppose now that we have three different inertial observers O , O' , and O'' . There is an inertial transformation $\{\vec{\phi}_1; \mathbf{v}_1; \mathbf{r}_1; t_1\}$ which connects O and O'

$$O' = \{\vec{\phi}_1; \mathbf{v}_1; \mathbf{r}_1; t_1\}O \quad (2.1)$$

where parameters $\vec{\phi}_1$, \mathbf{v}_1 , \mathbf{r}_1 , and t_1 are measured by the ruler and clock belonging to the reference frame O with respect to its basis vectors. Similarly, there is an inertial transformation that connects O' and O''

$$O'' = \{\vec{\phi}_2; \mathbf{v}_2; \mathbf{r}_2; t_2\}O' \quad (2.2)$$

where parameters $\vec{\phi}_2$, \mathbf{v}_2 , \mathbf{r}_2 , and t_2 are defined with respect to the basis vectors, ruler and clock of the observer O' . Finally, there is a transformation that connects O and O''

¹These parameters were explained on page xxxiii of the Introduction.

²The parameterization of rotations by 3-vectors is discussed in Appendix D.5.

$$O'' = \{\vec{\phi}_3; \mathbf{v}_3; \mathbf{r}_3; t_3\}O \quad (2.3)$$

with all transformation parameters referring to O . We can represent the transformation (2.3) as a *composition* or *product* of transformations (2.1) and (2.2)

$$\{\vec{\phi}_3; \mathbf{v}_3; \mathbf{r}_3; t_3\} = \{\vec{\phi}_2; \mathbf{v}_2; \mathbf{r}_2; t_2\}\{\vec{\phi}_1; \mathbf{v}_1; \mathbf{r}_1; t_1\} \quad (2.4)$$

Apparently, this product has the property of associativity.³ Also, there exists a trivial (*identity*) transformation $\{\vec{0}; \mathbf{0}; \mathbf{0}; 0\}$ that leaves all observers unchanged, and for each inertial transformation $\{\vec{\phi}; \mathbf{v}; \mathbf{r}; t\}$ there is an inverse transformation $\{\vec{\phi}; \mathbf{v}; \mathbf{r}; t\}^{-1}$ such that their product is the identity transformation

$$\{\vec{\phi}; \mathbf{v}; \mathbf{r}; t\}\{\vec{\phi}; \mathbf{v}; \mathbf{r}; t\}^{-1} = \{\vec{\phi}; \mathbf{v}; \mathbf{r}; t\}^{-1}\{\vec{\phi}; \mathbf{v}; \mathbf{r}; t\} = \{\vec{0}; \mathbf{0}; \mathbf{0}; 0\} \quad (2.5)$$

In other words, the set of inertial transformations forms a group (see Appendix A.1). Moreover, since these transformations smoothly depend on their parameters, this is a Lie group (see Appendix E.1). The main goal of the present chapter is to study the properties of this group in some detail. In particular, we will need explicit formulas for the composition and inversion laws.

First we notice that a general inertial transformation $\{\vec{\phi}; \mathbf{v}; \mathbf{r}; t\}$ can be represented as a product of basic transformations (i) - (iv). As these basic transformations generally do not commute, we must agree on the canonical order in this product. For our purposes the following choice is convenient

$$\{\vec{\phi}; \mathbf{v}; \mathbf{r}; t\}O = \{\vec{\phi}; \mathbf{0}; \mathbf{0}; 0\}\{\vec{0}; \mathbf{v}; \mathbf{0}; 0\}\{\vec{0}; \mathbf{0}; \mathbf{r}; 0\}\{\mathbf{0}; \mathbf{0}; \vec{0}; t\}O \quad (2.6)$$

This means that in order to obtain observer $O' = \{\vec{\phi}; \mathbf{v}; \mathbf{r}; t\}O$ we first shift observer O in time by the amount t ,⁴ then shift the time-translated observer by the vector \mathbf{r} , then give it velocity \mathbf{v} , and finally rotate the obtained observer by the angle $\vec{\phi}$.

³see equation (A.1)

⁴Recall that observers considered in this book are *instantaneous*, so the time flow is regarded as time translation of observers.

2.2 Galilei group

In this section we begin our study of the group of inertial transformations by considering a non-relativistic world in which observers move with low speeds. This is a relatively easy task, because in these derivations we can use our everyday experience and “common sense.” The relativistic group of transformations will be approached in section 2.3 as a formal generalization of the Galilei group derived here.

2.2.1 Multiplication law of the Galilei group

Let us first consider four examples of products (2.4) in which $\{\vec{\phi}_1; \mathbf{v}_1; \mathbf{r}_1; t_1\}$ is a general inertial transformation and $\{\vec{\phi}_2; \mathbf{v}_2; \mathbf{r}_2; t_2\}$ is one of the basic transformations from the list (i) - (iv). Applying a time translation to a general reference frame $\{\vec{\phi}_1; \mathbf{v}_1; \mathbf{r}_1; t_1\}O$ will change its time label and change its position in space according to equation

$$\{\vec{0}; \mathbf{0}; \mathbf{0}; t_2\}\{\vec{\phi}_1; \mathbf{v}_1; \mathbf{r}_1; t_1\}O = \{\vec{\phi}_1; \mathbf{v}_1; \mathbf{r}_1 + \mathbf{v}_1 t_2; t_1 + t_2\}O \quad (2.7)$$

Space translations affect the position

$$\{\vec{0}; \mathbf{0}; \mathbf{r}_2; 0\}\{\vec{\phi}_1; \mathbf{v}_1; \mathbf{r}_1; t_1\}O = \{\vec{\phi}_1; \mathbf{v}_1; \mathbf{r}_1 + \mathbf{r}_2; t_1\}O \quad (2.8)$$

Boosts change the velocity

$$\{\vec{0}; \mathbf{v}_2; \mathbf{0}; 0\}\{\vec{\phi}_1; \mathbf{v}_1; \mathbf{r}_1; t_1\}O = \{\vec{\phi}_1; \mathbf{v}_1 + \mathbf{v}_2; \mathbf{r}_1; t_1\}O \quad (2.9)$$

Rotations affect all vector parameters⁵

$$\{\vec{\phi}_2; \mathbf{0}; \mathbf{0}; 0\}\{\vec{\phi}_1; \mathbf{v}_1; \mathbf{r}_1; t_1\}O = \{\vec{\Phi}(R_{\vec{\phi}_2} R_{\vec{\phi}_1}); R_{\vec{\phi}_2} \mathbf{v}_1; R_{\vec{\phi}_2} \mathbf{r}_1; t_1\}O \quad (2.10)$$

Now we can calculate the product of two general inertial transformations in (2.4) by using (2.6) - (2.10)⁶

⁵For definition of 3×3 rotation matrices $R_{\vec{\phi}}$ and function $\vec{\Phi}$ see Appendix D.5.

⁶Note that sometimes the product of Galilei transformations is written in other forms. See, for example, section 3.2 in [Bal98], where the assumed canonical order of factors was different from our formula (2.6).

$$\begin{aligned}
& \{\vec{\phi}_2; \mathbf{v}_2; \mathbf{r}_2; t_2\} \{\vec{\phi}_1; \mathbf{v}_1; \mathbf{r}_1; t_1\} \\
= & \{\vec{\phi}_2; \mathbf{0}; \mathbf{0}; 0\} \{\vec{0}; \mathbf{v}_2; \mathbf{0}; 0\} \{\vec{0}; \mathbf{0}; \mathbf{r}_2; 0\} \{\vec{0}; \mathbf{0}; \mathbf{0}; t_2\} \{\vec{\phi}_1; \mathbf{v}_1; \mathbf{r}_1; t_1\} \\
= & \{\vec{\phi}_2; \mathbf{0}; \mathbf{0}; 0\} \{\vec{0}; \mathbf{v}_2; \mathbf{0}; 0\} \{\vec{0}; \mathbf{0}; \mathbf{r}_2; 0\} \{\vec{\phi}_1; \mathbf{v}_1; \mathbf{r}_1 + \mathbf{v}_1 t_2; t_1 + t_2\} \\
= & \{\vec{\phi}_2; \mathbf{0}; \mathbf{0}; 0\} \{\vec{0}; \mathbf{v}_2; \mathbf{0}; 0\} \{\vec{\phi}_1; \mathbf{v}_1; \mathbf{r}_1 + \mathbf{v}_1 t_2 + \mathbf{r}_2; t_1 + t_2\} \\
= & \{\vec{\phi}_2; \mathbf{0}; \mathbf{0}; 0\} \{\vec{\phi}_1; \mathbf{v}_1 + \mathbf{v}_2; \mathbf{r}_1 + \mathbf{v}_1 t_2 + \mathbf{r}_2; t_1 + t_2\} \\
= & \{\vec{\Phi}(R_{\vec{\phi}_2} R_{\vec{\phi}_1}); R_{\vec{\phi}_2}(\mathbf{v}_1 + \mathbf{v}_2); R_{\vec{\phi}_2}(\mathbf{r}_1 + \mathbf{v}_1 t_2 + \mathbf{r}_2); t_1 + t_2\} \quad (2.11)
\end{aligned}$$

By direct substitution to equation (2.5) it is easy to check that the inverse of a general inertial transformation $\{\vec{\phi}; \mathbf{v}; \mathbf{r}; t\}$ is

$$\{\vec{\phi}; \mathbf{v}; \mathbf{r}; t\}^{-1} = \{-\vec{\phi}; -\mathbf{v}; -\mathbf{r} + \mathbf{v}t; -t\} \quad (2.12)$$

Equations (2.11) and (2.12) are multiplication and inversion laws which fully determine the structure of the Lie group of inertial transformations in non-relativistic physics. This group is called the *Galilei group*.

2.2.2 Lie algebra of the Galilei group

In physical applications the Lie algebra of the group of inertial transformations plays even greater role than the group itself. According to our discussion in Appendix E, we can obtain the basis $(\mathcal{H}, \vec{\mathcal{P}}, \vec{\mathcal{K}}, \vec{\mathcal{J}})$ in the Lie algebra of generators of the Galilei group by taking derivatives with respect to parameters of one-parameter subgroups. For example, the generator of time translations is

$$\mathcal{H} = \lim_{t \rightarrow 0} \frac{d}{dt} \{\vec{0}; \mathbf{0}; \mathbf{0}; t\}$$

For generators of space translations and boosts along the x -axis we obtain

$$\begin{aligned}
\mathcal{P}_x &= \lim_{x \rightarrow 0} \frac{d}{dx} \{\vec{0}; \mathbf{0}; x, 0, 0; 0\} \\
\mathcal{K}_x &= \lim_{v \rightarrow 0} \frac{d}{dv} \{\vec{0}; v, 0, 0; \mathbf{0}; 0\}
\end{aligned}$$

The generator of rotations around the x -axis is

$$\mathcal{J}_x = \lim_{\phi \rightarrow 0} \frac{d}{d\phi} \{\phi, 0, 0; \mathbf{0}; \mathbf{0}; 0\}$$

Similar formulas are valid for y - and z -components. According to (E.1) we can also express finite transformations as exponents of generators

$$\{\vec{0}; \mathbf{0}; \mathbf{0}; t\} = e^{\mathcal{H}t} \approx 1 + \mathcal{H}t \quad (2.13)$$

$$\{\vec{0}; \mathbf{0}; \mathbf{r}; 0\} = e^{\vec{\mathcal{P}}\mathbf{r}} \approx 1 + \vec{\mathcal{P}}\mathbf{r} \quad (2.14)$$

$$\{\vec{0}; \mathbf{v}; \mathbf{0}; 0\} = e^{\vec{\mathcal{K}}\mathbf{v}} \approx 1 + \vec{\mathcal{K}}\mathbf{v} \quad (2.15)$$

$$\{\vec{\phi}; \mathbf{0}; \mathbf{0}; 0\} = e^{\vec{\mathcal{J}}\vec{\phi}} \approx 1 + \vec{\mathcal{J}}\vec{\phi}$$

Then each group element can be represented in its canonical form (2.6) as the following function of parameters

$$\begin{aligned} \{\vec{\phi}; \mathbf{v}; \mathbf{r}; t\} &\equiv \{\vec{\phi}; \mathbf{0}; \mathbf{0}; 0\} \{\vec{0}; \mathbf{v}; \mathbf{0}; 0\} \{\vec{0}; \mathbf{0}; \mathbf{r}; 0\} \{\mathbf{0}; \mathbf{0}; \vec{0}; t\} \\ &= e^{\vec{\mathcal{J}}\vec{\phi}} e^{\vec{\mathcal{K}}\mathbf{v}} e^{\vec{\mathcal{P}}\mathbf{r}} e^{\mathcal{H}t} \end{aligned} \quad (2.16)$$

Let us now find the commutation relations between generators, i.e., the structure constants of the *Galilei Lie algebra*. Consider, for example, translations in time and space. From equation (2.11) we have

$$\{\vec{0}; \mathbf{0}; \mathbf{0}; t\} \{\vec{0}; \mathbf{0}; x, 0, 0; 0\} = \{\vec{0}; \mathbf{0}; x, 0, 0; 0\} \{\vec{0}; \mathbf{0}; \mathbf{0}; t\}$$

This implies

$$\begin{aligned} e^{\mathcal{H}t} e^{\mathcal{P}_x x} &= e^{\mathcal{P}_x x} e^{\mathcal{H}t} \\ 1 &= e^{\mathcal{P}_x x} e^{\mathcal{H}t} e^{-\mathcal{P}_x x} e^{-\mathcal{H}t} \end{aligned}$$

Using equations (2.13) and (2.14) for the exponents we can write to the first order in x and to the first order in t

$$\begin{aligned}
1 &\approx (1 + \mathcal{P}_x x)(1 + \mathcal{H}t)(1 - \mathcal{P}_x x)(1 - \mathcal{H}t) \\
&\approx 1 + \mathcal{P}_x \mathcal{H}xt - \mathcal{P}_x \mathcal{H}xt - \mathcal{H} \mathcal{P}_x xt + \mathcal{P}_x \mathcal{H}xt \\
&= 1 - \mathcal{H} \mathcal{P}_x xt + \mathcal{P}_x \mathcal{H}xt
\end{aligned}$$

hence

$$[\mathcal{P}_x, \mathcal{H}] \equiv \mathcal{P}_x \mathcal{H} - \mathcal{H} \mathcal{P}_x = 0$$

So, generators of space and time translations have vanishing Lie bracket. Similarly we obtain Lie brackets

$$[\mathcal{H}, \mathcal{P}_i] = [\mathcal{P}_i, \mathcal{P}_j] = [\mathcal{K}_i, \mathcal{K}_j] = [\mathcal{K}_i, \mathcal{P}_j] = 0$$

for any $i, j = x, y, z$ (or $i, j = 1, 2, 3$). The composition of a time translation and a boost is more interesting since they do not commute. We calculate from equation (2.11)

$$\begin{aligned}
e^{\mathcal{K}_x v} e^{\mathcal{H}t} e^{-\mathcal{K}_x v} &= \{\vec{0}; v, 0, 0; \mathbf{0}, 0\} \{\vec{0}; \mathbf{0}, \mathbf{0}; t\} \{\vec{0}; -v, 0, 0; \mathbf{0}, 0\} \\
&= \{\vec{0}; v, 0, 0; \mathbf{0}, 0\} \{\vec{0}; -v, 0, 0; -vt, 0, 0; t\} \\
&= \{\vec{0}; 0, 0, 0; -vt, 0, 0; t\} \\
&= e^{\mathcal{H}t} e^{-\mathcal{P}_x vt}
\end{aligned}$$

Therefore, using equations (2.13), (2.15), and (E.13) we obtain

$$\begin{aligned}
\mathcal{H}t + [\mathcal{K}_x, \mathcal{H}]vt &= \mathcal{H}t - \mathcal{P}_x vt \\
[\mathcal{K}_x, \mathcal{H}] &= -\mathcal{P}_x
\end{aligned}$$

Proceeding in a similar fashion for other pairs of transformations we can obtain the full set of commutation relations for the Lie algebra of the Galilei group.

$$[\mathcal{J}_i, \mathcal{P}_j] = \sum_{k=1}^3 \epsilon_{ijk} \mathcal{P}_k \quad (2.17)$$

$$[\mathcal{J}_i, \mathcal{J}_j] = \sum_{k=1}^3 \epsilon_{ijk} \mathcal{J}_k \quad (2.18)$$

$$[\mathcal{J}_i, \mathcal{K}_j] = \sum_{k=1}^3 \epsilon_{ijk} \mathcal{K}_k \quad (2.19)$$

$$[\mathcal{J}_i, \mathcal{H}] = 0 \quad (2.20)$$

$$[\mathcal{P}_i, \mathcal{P}_j] = [\mathcal{P}_i, \mathcal{H}] = 0 \quad (2.21)$$

$$[\mathcal{K}_i, \mathcal{K}_j] = 0 \quad (2.22)$$

$$[\mathcal{K}_i, \mathcal{P}_j] = 0 \quad (2.23)$$

$$[\mathcal{K}_i, \mathcal{H}] = -\mathcal{P}_i \quad (2.24)$$

From these Lie brackets one can identify several important sub-algebras of the Galilei Lie algebra and, therefore, subgroups of the Galilei group. In particular, there is an Abelian subgroup of space and time translations (with generators $\vec{\mathcal{P}}$ and \mathcal{H} , respectively), a subgroup of rotations (with generators $\vec{\mathcal{J}}$), and an Abelian subgroup of boosts (with generators $\vec{\mathcal{K}}$).

2.2.3 Transformations of generators under rotations

Consider two reference frames O and O' connected to each other by the group element g :

$$O' = gO$$

Suppose that observer O performs an (active) inertial transformation with the group element h (e.g., h is a translation along the x -axis). We want to find a transformation h' which is related to the observer O' in the same way as h is related to O (i.e., h' is the translation along the x' -axis belonging to the observer O'). As seen from the example in Fig. 2.1, the transformation h' of the object A can be obtained by first going from O' to O , performing translation h there, and then returning back to the reference frame O'

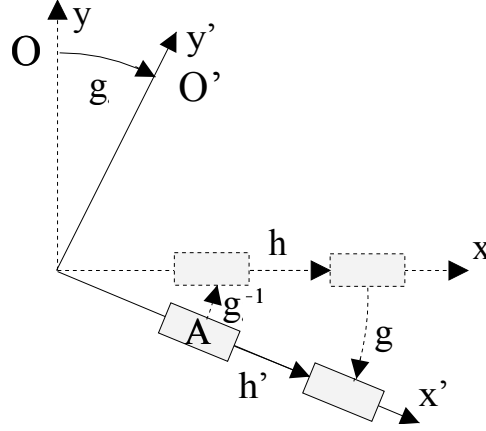


Figure 2.1: Connection between similar transformations h and h' in different reference frames. $g = \exp(J_z\phi)$ is a rotation around the z -axis that is perpendicular to the page.

$$h' = ghg^{-1}$$

Similarly, if \mathcal{A} is a generator of an inertial transformation in the reference frame O , then

$$\mathcal{A}' = g\mathcal{A}g^{-1} \quad (2.25)$$

is “the same” generator in the reference frame $O' = gO$.

Let us consider the effect of rotation around the z -axis on generators of the Galilei group. We can write

$$\begin{aligned} \mathcal{A}'_x &\equiv \mathcal{A}_x(\phi) = e^{\mathcal{J}_z\phi} \mathcal{A}_x e^{-\mathcal{J}_z\phi} \\ \mathcal{A}'_y &\equiv \mathcal{A}_y(\phi) = e^{\mathcal{J}_z\phi} \mathcal{A}_y e^{-\mathcal{J}_z\phi} \\ \mathcal{A}'_z &\equiv \mathcal{A}_z(\phi) = e^{\mathcal{J}_z\phi} \mathcal{A}_z e^{-\mathcal{J}_z\phi} \end{aligned}$$

where $\vec{\mathcal{A}}$ is any of the generators $\vec{\mathcal{P}}$, $\vec{\mathcal{J}}$ or $\vec{\mathcal{K}}$. From Lie brackets (2.17) - (2.19) we obtain

$$\frac{\partial}{\partial \phi} \mathcal{A}_x(\phi) = e^{\mathcal{J}_z \phi} (\mathcal{J}_z \mathcal{A}_x - \mathcal{A}_x \mathcal{J}_z) e^{-\mathcal{J}_z \phi} = e^{\mathcal{J}_z \phi} \mathcal{A}_y e^{-\mathcal{J}_z \phi} = \mathcal{A}_y(\phi) \quad (2.26)$$

$$\frac{\partial}{\partial \phi} \mathcal{A}_y(\phi) = e^{\mathcal{J}_z \phi} (\mathcal{J}_z \mathcal{A}_y - \mathcal{A}_y \mathcal{J}_z) e^{-\mathcal{J}_z \phi} = -e^{\mathcal{J}_z \phi} \mathcal{A}_x e^{-\mathcal{J}_z \phi} = -\mathcal{A}_x(\phi)$$

$$\frac{\partial}{\partial \phi} \mathcal{A}_z(\phi) = e^{\mathcal{J}_z \phi} (\mathcal{J}_z \mathcal{A}_z - \mathcal{A}_z \mathcal{J}_z) e^{-\mathcal{J}_z \phi} = 0 \quad (2.27)$$

Taking a derivative of equation (2.26) by ϕ we obtain a second order differential equation

$$\frac{\partial^2}{\partial^2 \phi} \mathcal{A}_x(\phi) = \frac{\partial}{\partial \phi} \mathcal{A}_y(\phi) = -\mathcal{A}_x(\phi)$$

with the general solution

$$\mathcal{A}_x(\phi) = \mathcal{B} \cos \phi + \mathcal{D} \sin \phi$$

where \mathcal{B} and \mathcal{D} are arbitrary functions of generators. From the initial conditions we obtain

$$\begin{aligned} \mathcal{B} &= \mathcal{A}_x(0) = \mathcal{A}_x \\ \mathcal{D} &= \left. \frac{d}{d\phi} \mathcal{A}_x(\phi) \right|_{\phi=0} = \mathcal{A}_y \end{aligned}$$

so that finally

$$\mathcal{A}_x(\phi) = \mathcal{A}_x \cos \phi + \mathcal{A}_y \sin \phi \quad (2.28)$$

Similar calculations show that

$$\mathcal{A}_y(\phi) = -\mathcal{A}_x \sin \phi + \mathcal{A}_y \cos \phi \quad (2.29)$$

$$\mathcal{A}_z(\phi) = \mathcal{A}_z \quad (2.30)$$

Comparing (2.28) - (2.30) with equation (D.12), we see that

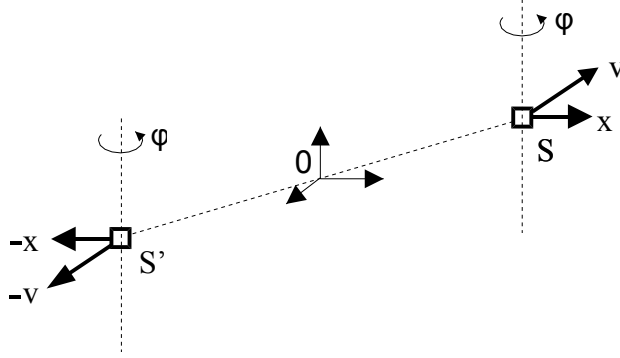


Figure 2.2: Transformation of generators under space inversion.

$$\mathcal{A}'_i = e^{\mathcal{J}_z \phi} \mathcal{A}_i e^{-\mathcal{J}_z \phi} = \sum_{j=1}^3 (R_z)_{ij} \mathcal{A}_j \quad (2.31)$$

where R_z is the rotation matrix. As shown in equation (D.21), we can also find the result of application of a general rotation $\{\vec{\phi}; \mathbf{0}; \mathbf{0}; 0\}$ to generators $\vec{\mathcal{A}}$

$$\begin{aligned} \vec{\mathcal{A}}' &= e^{\vec{\mathcal{J}} \vec{\phi}} \vec{\mathcal{A}} e^{-\vec{\mathcal{J}} \vec{\phi}} \\ &= \vec{\mathcal{A}} \cos \phi + \frac{\vec{\phi}}{\phi} \left(\vec{\mathcal{A}} \cdot \frac{\vec{\phi}}{\phi} \right) (1 - \cos \phi) - \left[\vec{\mathcal{A}} \times \frac{\vec{\phi}}{\phi} \right] \sin \phi \\ &= R_{\vec{\phi}} \vec{\mathcal{A}} \end{aligned}$$

This means that $\vec{\mathcal{P}}$, $\vec{\mathcal{J}}$, and $\vec{\mathcal{K}}$ are 3-vectors.⁷ The Lie bracket (2.20) obviously means that \mathcal{H} is a 3-scalar.

2.2.4 Space inversions

We will not consider physical consequences of discrete transformations (inversion and time reversal) in this book. It is physically impossible to prepare an exact mirror image or a time-reversed image of a laboratory, so the relativity postulate has nothing to say about such transformations. Indeed, it

⁷see Appendix D.2

has been proven by experiment that these discrete symmetries are not exact. Nevertheless, we will find it useful to know how generators behave with respect to space inversions. Suppose we have a classical system S and its inversion image S' (see Fig. 2.2) with respect to the origin 0 . The question is: how the image S' will transform if we apply a certain inertial transformation to S' ?

Apparently, if we shift S by vector \mathbf{x} , then S' will be shifted by $-\mathbf{x}$. This can be interpreted as the change of sign of the generator of translation $\vec{\mathcal{P}}$ under inversion. The same with boost: the inverted image S' acquires velocity $-\mathbf{v}$ if the original was boosted by \mathbf{v} . So, inversion changes the sign of the boost generator as well

$$\vec{\mathcal{K}} \rightarrow -\vec{\mathcal{K}} \quad (2.32)$$

Vectors, such as $\vec{\mathcal{P}}$ and $\vec{\mathcal{K}}$, changing their sign after inversion are called *true vectors*. However, the generator of rotation $\vec{\mathcal{J}}$ is not a true vector. Indeed, if we rotate S by angle $\vec{\phi}$, then the image S' is also rotated by the same angle (see Fig. 2.2). So, $\vec{\mathcal{J}}$ does not change the sign after inversion. Such vectors are called *pseudovectors*. Similarly we can introduce the notions of true scalars/pseudoscalars and true tensors/pseudotensors. It is conventional to define their properties in a way opposite to those of true vectors/pseudovectors. In particular, true scalars and true tensors (of rank 2) do not change their signs after inversion. For example, \mathcal{H} is a true scalar. Pseudoscalars and rank-2 pseudotensors do change their signs after inversion.

2.3 Poincaré group

It appears that the Galilei group described above is valid only for observers moving with low speeds. In the general case a different multiplication law should be used, and the group of inertial transformations is, in fact, the Poincaré group (also known as the *inhomogeneous Lorentz group*). This is a very important lesson following from the theory of relativity developed in the beginning of the 20th century by Einstein and Poincaré.

Derivation of the relativistic group of inertial transformations is a difficult task, because we lack the experience of dealing with fast-moving objects in our everyday life. So, we will use more formal mathematical arguments

instead. In this section we will find that there is almost a unique way to obtain the Lie algebra of the Poincaré group by generalizing the commutation relations of the Galilei Lie algebra (2.17) - (2.24), so that they remain compatible with some simple physical requirements.

2.3.1 Lie algebra of the Poincaré group

We can be confident about the validity of Galilei Lie brackets involving generators of space-time translations and rotations, because properties of these transformations have been verified in everyday life and in physical experiments over a wide range of involved parameters (distances, times, and angles). The situation with respect to boosts is quite different. Normally, we do not experience high speeds in our life and we lack any physical intuition that was so helpful in deriving the Galilei Lie algebra. Therefore the arguments that lead us to the Lie brackets (2.22) - (2.24) involving boost generators may be not exact, and these formulas may be just approximations that can be tolerated only for low-speed observers. So, we will base our derivation of the relativistic group of inertial transformations on the following ideas.

- (I) Just as in the non-relativistic world, the set of inertial transformations should remain a 10-parameter Lie group. However, Lie brackets in the exact (Poincaré) Lie algebra are expected to be different from the Galilei Lie brackets (2.17) - (2.24).
- (II) The Galilei group does a good job in describing the low-speed transformations, and the speed of light c is a natural measure of speed. Therefore we may guess that the correct Lie brackets should include c as a parameter, and they must tend to the Galilei Lie brackets in the limit $c \rightarrow \infty$.⁸
- (III) We will assume that only Lie brackets involving boosts may be subject to revision.
- (IV) We will further assume that relativistic generators of boosts $\vec{\mathcal{K}}$ still form components of a true vector, so equations (2.19) and (2.32) remain valid.

⁸Note that here we do not assume that c is a limiting speed or that the speed of light is invariant. These facts will come out as a result of application of our approach to massive and massless particles in chapter 5.

Summarizing requirements (I) - (IV), we can write the following relativistic generalizations for the Lie brackets (2.22) - (2.24)

$$[\mathcal{K}_i, \mathcal{P}_j] = \mathcal{U}_{ij} \quad (2.33)$$

$$\begin{aligned} [\mathcal{K}_i, \mathcal{K}_j] &= \mathcal{T}_{ij} \\ [\mathcal{K}_i, \mathcal{H}] &= -\mathcal{P}_i + \mathcal{V}_i \end{aligned} \quad (2.34)$$

where \mathcal{T}_{ij} , \mathcal{U}_{ij} , and \mathcal{V}_{ij} are some yet unknown linear combinations of generators. The coefficients of these linear combinations must be selected in such a way that all Lie algebra properties⁹ are preserved. Let us try to satisfy these conditions step by step.

First note that the Lie bracket $[\mathcal{K}_i, \mathcal{P}_j]$ is a 3-tensor. Indeed, using equation (2.31) we obtain the tensor transformation law (D.15)

$$\begin{aligned} e^{\vec{\mathcal{J}}\vec{\phi}}[\mathcal{K}_i, \mathcal{P}_j]e^{-\vec{\mathcal{J}}\vec{\phi}} &= \left[\sum_{k=1}^3 R_{ik}(\vec{\phi})\mathcal{K}_k, \sum_{l=1}^3 R_{jl}(\vec{\phi})\mathcal{P}_l \right] \\ &= \sum_{kl=1}^3 R_{ik}(\vec{\phi})R_{jl}(\vec{\phi})[\mathcal{K}_k, \mathcal{P}_l] \end{aligned}$$

Since both $\vec{\mathcal{K}}$ and $\vec{\mathcal{P}}$ change their signs upon inversion, this a true tensor. Therefore \mathcal{U}_{ij} must be a true tensor as well. This tensor should be constructed as a linear function of generators among which we have a true scalar \mathcal{H} , a pseudovector $\vec{\mathcal{J}}$, and two true vectors $\vec{\mathcal{P}}$ and $\vec{\mathcal{K}}$. According to our discussion in Appendix D.4, the only way to make a true tensor from these ingredients is by using formulas in the first and third rows in table D.1. Therefore, the most general expression for the Lie bracket (2.33) is

$$[\mathcal{K}_i, \mathcal{P}_j] = -\beta\mathcal{H}\delta_{ij} + \gamma \sum_{k=1}^3 \epsilon_{ijk}\mathcal{J}_k$$

where β and γ are yet unspecified real constants.

Similar arguments suggest that \mathcal{T}_{ij} is also a true tensor. Due to the relationship

⁹in particular, the Jacobi identity (E.10)

$$[\mathcal{K}_i, \mathcal{K}_j] = -[\mathcal{K}_j, \mathcal{K}_i]$$

this tensor must be antisymmetric with respect to indices i and j . This excludes the term proportional to δ_{ij} , hence

$$[\mathcal{K}_i, \mathcal{K}_j] = \alpha \sum_{k=1}^3 \epsilon_{ijk} \mathcal{J}_k,$$

where α is, again, a yet undefined constant.

The quantity \mathcal{V}_i in equation (2.34) must be a true vector, so, the most general form of the Lie bracket (2.34) is

$$[\mathcal{K}_i, \mathcal{H}] = -(1 + \sigma)\mathcal{P}_i + \kappa\mathcal{K}_i.$$

So, we have reduced the task of generalization of Galilei Lie brackets to finding just five real parameters $\alpha, \beta, \gamma, \kappa$, and σ . To proceed further, let us first use the following Jacobi identity

$$\begin{aligned} 0 &= [\mathcal{P}_x, [\mathcal{K}_x, \mathcal{H}]] + [\mathcal{K}_x, [\mathcal{H}, \mathcal{P}_x]] + [\mathcal{H}, [\mathcal{P}_x, \mathcal{K}_x]] \\ &= \kappa[\mathcal{P}_x, \mathcal{K}_x] \\ &= \beta\kappa\mathcal{H} \end{aligned}$$

which implies

$$\beta\kappa = 0 \tag{2.35}$$

Similarly,

$$\begin{aligned} 0 &= [\mathcal{K}_x, [\mathcal{K}_y, \mathcal{P}_y]] + [\mathcal{K}_y, [\mathcal{P}_y, \mathcal{K}_x]] + [\mathcal{P}_y, [\mathcal{K}_x, \mathcal{K}_y]] \\ &= -\beta[\mathcal{K}_x, \mathcal{H}] - \gamma[\mathcal{K}_y, \mathcal{J}_z] + \alpha[\mathcal{P}_y, \mathcal{J}_z] \\ &= \beta(1 + \sigma)\mathcal{P}_x - \beta\kappa\mathcal{K}_x - \gamma\mathcal{K}_x + \alpha\mathcal{P}_x \\ &= (\alpha + \beta + \beta\sigma)\mathcal{P}_x - (\beta\kappa + \gamma)\mathcal{K}_x \\ &= (\alpha + \beta + \beta\sigma)\mathcal{P}_x - \gamma\mathcal{K}_x \end{aligned}$$

implies

$$\alpha = -\beta(1 + \sigma) \quad (2.36)$$

$$\gamma = 0 \quad (2.37)$$

The system of equations (2.35) - (2.36) has two possible solutions (in both cases σ remains undefined)

(i) If $\beta \neq 0$, then $\alpha = -\beta(1 + \sigma)$ and $\kappa = 0$.

(ii) If $\beta = 0$, then $\alpha = 0$ and κ is arbitrary.

From the condition (II) we know that parameters $\alpha, \beta, \sigma, \kappa$ must depend on c and tend to zero as $c \rightarrow \infty$

$$\lim_{c \rightarrow \infty} \kappa = \lim_{c \rightarrow \infty} \sigma = \lim_{c \rightarrow \infty} \alpha = \lim_{c \rightarrow \infty} \beta = 0 \quad (2.38)$$

Additional insight into the values of these parameters may be obtained by examining their dimensions. To keep the arguments of exponents in (2.16) dimensionless we must assume the following dimensions (denoted by angle brackets) of the generators

$$\begin{aligned} \langle \mathcal{H} \rangle &= \langle \text{time} \rangle^{-1} \\ \langle \mathcal{P} \rangle &= \langle \text{distance} \rangle^{-1} \\ \langle \mathcal{K} \rangle &= \langle \text{speed} \rangle^{-1} \\ \langle \mathcal{J} \rangle &= \langle \text{angle} \rangle^{-1} = \text{dimensionless} \end{aligned}$$

It then follows that

$$\begin{aligned} \langle \alpha \rangle &= \frac{\langle \mathcal{K} \rangle^2}{\langle \mathcal{J} \rangle} = \langle \text{speed} \rangle^{-2} \\ \langle \beta \rangle &= \frac{\langle \mathcal{K} \rangle \langle \mathcal{P} \rangle}{\langle \mathcal{H} \rangle} = \langle \text{speed} \rangle^{-2} \\ \langle \kappa \rangle &= \langle \mathcal{H} \rangle = \langle \text{time} \rangle^{-1} \\ \langle \sigma \rangle &= \text{dimensionless} \end{aligned}$$

and we can satisfy condition (2.38) only by setting $\kappa = \sigma = 0$ (i.e., the choice (i) above) and assuming $\beta = -\alpha \propto c^{-2}$. This approach does not specify the coefficient of proportionality between β (and $-\alpha$) and c^{-2} . To be in agreement with experimental data we must choose this coefficient equal to 1.

$$\beta = -\alpha = \frac{1}{c^2}$$

Then the resulting Lie brackets are

$$[\mathcal{J}_i, \mathcal{P}_j] = \sum_{k=1}^3 \epsilon_{ijk} \mathcal{P}_k \quad (2.39)$$

$$[\mathcal{J}_i, \mathcal{J}_j] = \sum_{k=1}^3 \epsilon_{ijk} \mathcal{J}_k \quad (2.40)$$

$$[\mathcal{J}_i, \mathcal{K}_j] = \sum_{k=1}^3 \epsilon_{ijk} \mathcal{K}_k \quad (2.41)$$

$$[\mathcal{J}_i, \mathcal{H}] = 0 \quad (2.42)$$

$$[\mathcal{P}_i, \mathcal{P}_j] = [\mathcal{P}_i, \mathcal{H}] = 0 \quad (2.43)$$

$$[\mathcal{K}_i, \mathcal{K}_j] = -\frac{1}{c^2} \sum_{k=1}^3 \epsilon_{ijk} \mathcal{J}_k \quad (2.44)$$

$$[\mathcal{K}_i, \mathcal{P}_j] = -\frac{1}{c^2} \mathcal{H} \delta_{ij} \quad (2.45)$$

$$[\mathcal{K}_i, \mathcal{H}] = -\mathcal{P}_i \quad (2.46)$$

This set of Lie brackets is called the *Poincaré Lie algebra* and it differs from the Galilei algebra (2.17) - (2.24) only by small terms on the right hand sides of Lie brackets (2.44) and (2.45). The general element of the corresponding *Poincaré group* has the form¹⁰

$$e^{\vec{\mathcal{J}}\vec{\phi}} e^{\vec{\mathcal{K}}c\vec{\theta}} e^{\vec{\mathcal{P}}\mathbf{x}} e^{\mathcal{H}t} \quad (2.47)$$

¹⁰Note that here we adhere to the conventional order of basic transformations adopted in (2.6); from right to left: time translation \rightarrow space translation \rightarrow boost \rightarrow rotation.

In equation (2.47) we denoted the parameter of boost by $c\vec{\theta}$, where $\theta = |\vec{\theta}|$ is a dimensionless quantity called *rapidity*. Its relationship to the velocity of boost \mathbf{v} is

$$\begin{aligned}\mathbf{v}(\vec{\theta}) &= \frac{\vec{\theta}}{\theta} c \tanh \theta \\ \cosh \theta &= (1 - v^2/c^2)^{-1/2}\end{aligned}$$

The reason for introducing this new quantity is that rapidities of successive boosts in the same direction are additive, while velocities are not.¹¹

In spite of their simplicity, equations (2.39) - (2.46) are among the most important equations in physics, and they have such an abundance of experimental confirmations that one cannot doubt their validity. We therefore accept that the Poincaré group is the true mathematical expression of relationships between different inertial laboratories.

Postulate 2.2 (the Poincaré group) *Transformations between inertial laboratories form the Poincaré group.*

Even a brief comparison of the Poincaré (2.39) - (2.46) and Galilei (2.17) - (2.24) Lie brackets reveals a number of important new features in the relativistic theory. For example, due to the Lie bracket (2.44), boosts no longer form a subgroup. However, boosts together with rotations do form a 6-dimensional subgroup of the Poincaré group which is called the *Lorentz group*.

2.3.2 Transformations of translation generators under boosts

Poincaré Lie brackets allow us to derive transformation properties of generators $\vec{\mathcal{P}}$ and \mathcal{H} with respect to boosts. Using Equation (2.25) and Lie brackets (2.45) - (2.46) we find that if \mathcal{P}_x and \mathcal{H} are generators in the reference frame at rest O , then their counterparts $\mathcal{P}_x(\theta)$ and $\mathcal{H}(\theta)$ in the reference frame O' moving along the x -axis are

¹¹ see equation (4.6)

$$\begin{aligned}\mathcal{H}(\theta) &= e^{\mathcal{K}_x c \theta} \mathcal{H} e^{-\mathcal{K}_x c \theta} \\ \mathcal{P}_x(\theta) &= e^{\mathcal{K}_x c \theta} \mathcal{P}_x e^{-\mathcal{K}_x c \theta}\end{aligned}$$

Taking derivatives of these equations with respect to the parameter θ

$$\begin{aligned}\frac{\partial}{\partial \theta} \mathcal{H}(\theta) &= c e^{\mathcal{K}_x c \theta} (\mathcal{K}_x \mathcal{H} - \mathcal{H} \mathcal{K}_x) e^{-\mathcal{K}_x c \theta} \\ &= -c e^{\mathcal{K}_x c \theta} \mathcal{P}_x e^{-\mathcal{K}_x c \theta} = -c \mathcal{P}_x(\theta) \\ \frac{\partial}{\partial \theta} \mathcal{P}_x(\theta) &= c e^{\mathcal{K}_x c \theta} (\mathcal{K}_x \mathcal{P}_x - \mathcal{P}_x \mathcal{K}_x) e^{-\mathcal{K}_x c \theta} \\ &= -\frac{1}{c} e^{\mathcal{K}_x c \theta} \mathcal{H} e^{-\mathcal{K}_x c \theta} = -\frac{1}{c} \mathcal{H}(\theta)\end{aligned}\tag{2.48}$$

and taking a derivative of equation (2.48) again, we obtain a differential equation

$$\frac{\partial^2}{\partial^2 \theta} \mathcal{P}_x(\theta) = -\frac{1}{c} \frac{\partial}{\partial \theta} \mathcal{H}(\theta) = \mathcal{P}_x(\theta)$$

with the general solution

$$\mathcal{P}_x(\theta) = \mathcal{A} \cosh \theta + \mathcal{B} \sinh \theta$$

From the initial conditions we obtain

$$\begin{aligned}\mathcal{A} &= \mathcal{P}_x(0) = \mathcal{P}_x \\ \mathcal{B} &= \left. \frac{\partial}{\partial \theta} \mathcal{P}_x(\theta) \right|_{\theta=0} = -\frac{1}{c} \mathcal{H}\end{aligned}$$

and finally

$$\mathcal{P}_x(\theta) = \mathcal{P}_x \cosh \theta - \frac{\mathcal{H}}{c} \sinh \theta$$

Similar calculation shows that

$$\begin{aligned}
\mathcal{H}(\theta) &= \mathcal{H} \cosh \theta - c\mathcal{P}_x \sinh \theta & (2.49) \\
\mathcal{P}_y(\theta) &= \mathcal{P}_y \\
\mathcal{P}_z(\theta) &= \mathcal{P}_z
\end{aligned}$$

Similar to our discussion of rotations in subsection D.5, we can find the transformation of $\vec{\mathcal{P}}$ and \mathcal{H} corresponding to a general boost vector $\vec{\theta}$ in the coordinate-independent form. First we decompose $\vec{\mathcal{P}}$ into sum of two vectors $\vec{\mathcal{P}} = \vec{\mathcal{P}}_{\parallel} + \vec{\mathcal{P}}_{\perp}$. The vector $\vec{\mathcal{P}}_{\parallel} = (\vec{\mathcal{P}} \cdot \frac{\vec{\theta}}{\theta}) \frac{\vec{\theta}}{\theta}$ is parallel to the direction of the boost, while vector $\vec{\mathcal{P}}_{\perp} = \vec{\mathcal{P}} - \vec{\mathcal{P}}_{\parallel}$ is perpendicular to that direction. The perpendicular part $\vec{\mathcal{P}}_{\perp}$ remains unchanged under the boost, while $\vec{\mathcal{P}}_{\parallel}$ transforms according to $\exp(\vec{\mathcal{K}}c\vec{\theta})\vec{\mathcal{P}}_{\parallel}\exp(-\vec{\mathcal{K}}c\vec{\theta}) = \vec{\mathcal{P}}_{\parallel} \cosh \theta - c^{-1}\mathcal{H} \sinh \theta \frac{\vec{\theta}}{\theta}$. Therefore

$$\vec{\mathcal{P}}' = e^{\vec{\mathcal{K}}c\vec{\theta}}\vec{\mathcal{P}}e^{-\vec{\mathcal{K}}c\vec{\theta}} = \vec{\mathcal{P}} + \frac{\vec{\theta}}{\theta} \left[\left(\vec{\mathcal{P}} \cdot \frac{\vec{\theta}}{\theta} \right) (\cosh \theta - 1) - \frac{1}{c}\mathcal{H} \sinh \theta \right] \quad (2.50)$$

$$\mathcal{H}' = e^{\vec{\mathcal{K}}c\vec{\theta}}\mathcal{H}e^{-\vec{\mathcal{K}}c\vec{\theta}} = \mathcal{H} \cosh \theta - c \left(\vec{\mathcal{P}} \cdot \frac{\vec{\theta}}{\theta} \right) \sinh \theta \quad (2.51)$$

It is clear from (2.50) and (2.51) that boosts perform linear transformations of components $c\vec{\mathcal{P}}$ and \mathcal{H} . These transformations can be represented in a matrix form if four generators $(\mathcal{H}, c\vec{\mathcal{P}})$ are arranged in a column 4-vector

$$\begin{bmatrix} \mathcal{H}' \\ c\mathcal{P}'_x \\ c\mathcal{P}'_y \\ c\mathcal{P}'_z \end{bmatrix} = B(\vec{\theta}) \begin{bmatrix} \mathcal{H} \\ c\mathcal{P}_x \\ c\mathcal{P}_y \\ c\mathcal{P}_z \end{bmatrix}.$$

Explicit form of the matrix $B(\vec{\theta})$ can be found in equation (I.8).

Chapter 3

QUANTUM MECHANICS AND RELATIVITY

I am ashamed to tell you to how many figures I carried these computations, having no other business at the time.

Isaac Newton

Two preceding chapters discussed the ideas of quantum mechanics and relativity separately. Now is the time to unify them in one theory. The major contribution to such an unification was made by Wigner who formulated and proved the famous Wigner's theorem and developed the theory of unitary representations of the Poincaré group in Hilbert spaces. This theory is the mathematical foundation of the entire relativistic quantum approach presented in this book. Its discussion will occupy the present chapter as well as the two following chapters 4 and 5.

3.1 Inertial transformations in quantum mechanics

The relativity Postulate 2.1 tells us that any inertial laboratory L is physically equivalent to any other laboratory $L' = gL$ obtained from L by applying an inertial transformation g . This means that for identically arranged experiments in these two laboratories the corresponding probability measures

$(\phi|X)$ are the same. As shown in Fig. 1, laboratories are composed of two major parts: the preparation device P and the observer O . The inertial transformation g of the laboratory results in changes of both these part. The change of the preparation device can be interpreted as a change of the state of the system. We can formally denote this change by $\phi \rightarrow g\phi$. The change of the observer (or measuring apparatus) can be viewed as a change of the experimental proposition $X \rightarrow gX$. Then, the mathematical expression of the relativity principle is that for any g , ϕ , and X

$$(g\phi|gX) = (\phi|X) \quad (3.1)$$

In the rest of this chapter (and in chapters 4 – 6) we will develop a mathematical formalism for representing transformations $g\phi$ and gX in the Hilbert space. This is the formalism of unitary representations of the Poincaré group, which is a cornerstone of any relativistic approach in quantum physics.

3.1.1 Wigner's theorem

Let us first focus on inertial transformations of propositions $X \rightarrow gX$.¹ The experimental propositions attributed to the observer O form a propositional lattice $\mathcal{L}(\mathcal{H})$ which is realized as a set of closed subspaces in the Hilbert space \mathcal{H} . Observer $O' = gO$ also represents her propositions as subspaces in the same Hilbert space \mathcal{H} . As these two observers are equivalent, we may expect that their propositional systems have exactly the same mathematical structures, i.e., they are isomorphic. This means that there exists a one-to-one mapping

$$K_g : \mathcal{L}(\mathcal{H}) \rightarrow \mathcal{L}(\mathcal{H})$$

that connects propositions of the observer O with propositions of the observer O' , such that all lattice relations between propositions remain unchanged. In particular, we will require that K_g transforms atoms to atoms; K_g maps minimal and maximal propositions of O to the minimal and maximal propositions of O' , respectively

¹We will turn to transformations of states $\phi \rightarrow g\phi$ in the next subsection.

$$K_g(\mathcal{I}) = \mathcal{I} \quad (3.2)$$

$$K_g(\emptyset) = \emptyset \quad (3.3)$$

and for any $X, Y \in \mathcal{L}(\mathcal{H})$

$$K_g(X \vee Y) = K_g(X) \vee K_g(Y) \quad (3.4)$$

$$K_g(X \wedge Y) = K_g(X) \wedge K_g(Y) \quad (3.5)$$

$$K_g(X^\perp) = K_g(X)^\perp \quad (3.6)$$

As discussed in subsection 1.5.2, working with propositions is rather inconvenient. It would be better to translate conditions (3.2) - (3.6) into the language of vectors in the Hilbert space. In other words, we would like to find a vector-to-vector transformation $k_g : \mathcal{H} \rightarrow \mathcal{H}$ which *generates* the subspace-to-subspace transformation K_g . More precisely, we demand that for each subspace X , if $K_g(X) = Y$, then the generator k_g maps all vectors in X into vectors in Y , so that $Sp(k_g(x)) = Y$, where x runs through all vectors in X .

The problem with finding generators k_g is that there are just too many of them. For example, if a ray p goes to the ray $K_g(p)$, then the generator k_g must map each vector $|x\rangle \in p$ somewhere inside $K_g(p)$, but the exact value of $k_g|x\rangle$ remains undetermined. Actually, we can multiply each image vector $k_g|x\rangle$ by an arbitrary nonzero factor $\eta(|x\rangle)$ and still have a valid generator. Factors $\eta(|x\rangle)$ can be chosen independently for each $|x\rangle \in \mathcal{H}$. This freedom is very inconvenient from the mathematical point of view.

This problem was solved by the celebrated Wigner's theorem, [Wig31] which states that we can always select factors $\eta(|x\rangle)$ in such a way that the vector-to-vector mapping $\eta(|x\rangle)k_g$ becomes either unitary (linear) or antiunitary (antilinear).²

Theorem 3.1 (Wigner) *For any isomorphic mapping K_g of a propositional lattice $\mathcal{L}(\mathcal{H})$ onto itself, one can find either unitary or antiunitary transformation k_g of vectors in the Hilbert space \mathcal{H} , which generates K_g . This transformation is defined uniquely up to an unimodular factor. For a given K_g only one of these two possibilities (unitary or antiunitary) is realized.*

²See Appendix F.7 for definitions of antilinear and antiunitary operators.

In this formulation, Wigner's theorem has been proven in ref. [Uhl63] (see also [AD78a]). The significance of this theorem comes from the fact that there is a powerful mathematical apparatus for working with unitary and antiunitary transformations, so that their properties (and, thus, properties of subspace transformations K_g) can be studied in great detail by familiar techniques of linear algebra in Hilbert spaces.

From our study of inertial transformations in chapter 2, we know that there is always a continuous path from the identity transformation $e = \{\vec{0}, \mathbf{0}, \mathbf{0}, 0\}$ to any other element $g = \{\vec{\phi}, \mathbf{v}, \mathbf{r}, t\}$ in the Poincaré group. It is convenient to represent the identity transformation e by the identity operator which is, of course, unitary. It also seems reasonable to demand that the mappings $g \rightarrow K_g$ and $g \rightarrow k_g$ are continuous, so, the representative k_g cannot suddenly switch from unitary to antiunitary along the path connecting e with g . Then we can reject antiunitary transformations as representatives of K_g .³

Although Wigner's theorem reduces the freedom of choosing generators, it does not eliminate this freedom completely: Two unitary transformations k_g and βk_g (where β is any unimodular constant) generate the same subspace mapping. Therefore, for each K_g there is a set of generating unitary transformations U_g differing from each other by a multiplicative constant. Such a set is called a *ray* of transformations $[U_g]$.

Results of this subsection can be summarized as follows: each inertial transformation g of the observer can be represented by a unitary operator U_g in \mathcal{H} defined up to an arbitrary unimodular factor: ket vectors are transformed according to $|x\rangle \rightarrow U_g|x\rangle$, and bra vectors are transformed as $\langle x| \rightarrow \langle x|U_g^{-1}$. If $X = \sum_i |e_i\rangle\langle e_i|$ ⁴ is a projection (proposition) associated with the observer O , then observer $O' = gO$ represents the same proposition by the projection

$$X' = \sum_i U_g |e_i\rangle\langle e_i| U_g^{-1} = U_g X U_g^{-1}$$

Similarly, if $F = \sum_i f_i |e_i\rangle\langle e_i|$ is an operator of observable associated with the observer O then

³ The antiunitary operators may still represent discrete transformations, e.g., time inversion, but we agreed not to discuss such transformations in this book, because they do not correspond to exact symmetries.

⁴Here $|e_i\rangle$ is an orthonormal basis in the subspace X .

$$F' = \sum_i f_i U_g |e_i\rangle \langle e_i| U_g^{-1} = U_g F U_g^{-1} \quad (3.7)$$

is operator of the same observable from the point of view of the observer $O' = gO$.

3.1.2 Inertial transformations of states

In the preceding subsection we analyzed the effect of an inertial transformation g on observers, measuring apparatuses, propositions, and observables. Now we are going to examine the effect of g on preparation devices and states. We will try to answer the following question: if $|\Psi\rangle$ is a vector describing a pure state prepared by the preparation device P , then which state vector $|\Psi'\rangle$ describes the state prepared by the transformed preparation device $P' = gP$?

To find the connection between $|\Psi\rangle$ and $|\Psi'\rangle$ we will use the relativity principle. According to equation (3.1), for every observable F , its expectation value (1.42) should not change after inertial transformation of the entire laboratory (= both the preparation device and the observer). In the bra-ket notation, this condition can be written as

$$\langle \Psi | F | \Psi \rangle = \langle \Psi' | F' | \Psi' \rangle = \langle \Psi' | U_g F U_g^{-1} | \Psi' \rangle \quad (3.8)$$

This equation should be valid for any choice of observable F . Let us choose $F = |\Psi\rangle\langle\Psi|$, i.e., the projection onto the ray containing vector $|\Psi\rangle$. Then equation (3.8) takes the form

$$\begin{aligned} \langle \Psi | \Psi \rangle \langle \Psi | \Psi \rangle &= \langle \Psi' | U_g |\Psi\rangle \langle \Psi | U_g^{-1} | \Psi' \rangle = \langle \Psi' | U_g |\Psi\rangle \langle \Psi' | U_g |\Psi\rangle^* \\ &= |\langle \Psi' | U_g |\Psi\rangle|^2 \end{aligned}$$

The left hand side of this equation is equal to 1. So, for each $|\Psi\rangle$, the transformed vector $|\Psi'\rangle$ is such that

$$|\langle \Psi' | U_g |\Psi\rangle|^2 = 1$$

Since both $U_g |\Psi\rangle$ and $|\Psi'\rangle$ are unit vectors, we must have

$$|\Psi'\rangle = \sigma(g)U_g|\Psi\rangle$$

where $\sigma(g)$ is an unimodular factor. Operator U_g is defined up to a unimodular factor,⁵ therefore, we can absorb the factor $\sigma(g)$ into the uncertainty of U_g and finally write the action of the inertial transformation g on states

$$|\Psi\rangle \rightarrow |\Psi'\rangle = U_g|\Psi\rangle \quad (3.9)$$

Then, taking into account the transformation law for observables (3.7) we can check that, in agreement with the relativity principle (3.8), the expectation values remain the same in all laboratories

$$\begin{aligned} \langle F'\rangle &= \langle \Psi'|F'|\Psi'\rangle = (\langle \Psi|U_g^{-1})(U_gFU_g^{-1})(U_g|\Psi\rangle) = \langle \Psi|F|\Psi\rangle \\ &= \langle F\rangle \end{aligned} \quad (3.10)$$

3.1.3 Heisenberg and Schrödinger pictures

The conservation of expectation values (3.10) is valid only in the case when inertial transformation g is applied to the laboratory as a whole. What would happen if only observer or only preparation device is transformed?

Let us first consider inertial transformations of observers. If we change the observer without changing the preparation device (=state) then operators of observables change according to (3.7) while the state vector remains the same $|\Psi\rangle$. As expected, this transformation changes results of experiments. For example, the expectation values of observable F are generally different for different observers O and $O' = gO$

$$\langle F'\rangle = \langle \Psi|(U_gFU_g^{-1})|\Psi\rangle \neq \langle \Psi|F|\Psi\rangle = \langle F\rangle \quad (3.11)$$

On the other hand, if the inertial transformation is applied to the preparation device and the state of the system changes according to equation (3.9), then the results of measurements are also affected

⁵see subsection 3.1.1

$$\langle F'' \rangle = (\langle \Psi | U_g^{-1} F U_g | \Psi \rangle) \neq \langle \Psi | F | \Psi \rangle = \langle F \rangle \quad (3.12)$$

Formulas (3.11) and (3.12) play a prominent role because many problems in physics can be formulated as questions about descriptions of systems affected by inertial transformations. An important example is *dynamics*, i.e., the time evolution of the system. In this case one considers time translation elements of the Poincaré group $g = \{\vec{0}; \mathbf{0}; t\}$. Then equations (3.11) and (3.12) provide two equivalent descriptions of dynamics. Equation (3.11) describes dynamics in the *Heisenberg picture*. In this picture the state vector of the system remains fixed while operators of observables change with time. Equation (3.12) provides an alternative description of dynamics in the *Schrödinger picture*. In this description, operators of observables are time-independent, while the state vector of the system depends on time. These two pictures are equivalent because according to (3.1) a shift of the observer by g (forward time translation) is equivalent to the shift of the preparation device by g^{-1} (backward time translation).

The notions of Schrödinger and Heisenberg pictures can be applied not only to time translations. They can be generalized to other types of inertial transformations; i.e., the transformation g above can stand for space translations, rotations, boosts, or any combination of them.

3.2 Unitary representations of the Poincaré group

In the preceding section we discussed the representation of a single inertial transformation g by an isomorphism K_g of the lattice of propositions and by a ray of unitary operators $[U_g]$, which act on states and/or observables in the Hilbert space. We know from chapter 2 that inertial transformations form the Poincaré group. Then subspace mappings $K_{g_1}, K_{g_2}, K_{g_3}, \dots$ corresponding to different group elements g_1, g_2, g_3, \dots cannot be arbitrary. They must satisfy conditions

$$K_{g_2} K_{g_1} = K_{g_2 g_1} \quad (3.13)$$

$$K_{g^{-1}} = K_g^{-1} \quad (3.14)$$

$$K_{g_3}(K_{g_2} K_{g_1}) = K_{g_3} K_{g_2 g_1} = K_{g_3(g_2 g_1)} = K_{(g_3 g_2)g_1} = (K_{g_3} K_{g_2}) K_{g_1} \quad (3.15)$$

which reflect group properties of inertial transformations g . Our goal in this section is to find out which conditions are imposed by (3.13) - (3.15) on the set of unitary representatives U_g of the Poincaré group.

3.2.1 Projective representations of groups

For each group element g let us choose an arbitrary unitary representative U_g in the ray $[U_g]$. For example, let us choose the representatives (also called generators) $U_{g_1} \in [U_{g_1}]$, $U_{g_2} \in [U_{g_2}]$, and $U_{g_2g_1} \in [U_{g_2g_1}]$. The product $U_{g_2}U_{g_1}$ should generate the mapping $K_{g_2g_1}$, therefore it can differ from our chosen representative $U_{g_2g_1}$ by at most a unimodular constant $\alpha(g_2, g_1)$. So, we can write for any two transformations g_1 and g_2

$$U_{g_2}U_{g_1} = \alpha(g_2, g_1)U_{g_2g_1} \quad (3.16)$$

The factors α have three properties. First, they are unimodular.

$$|\alpha(g_2, g_1)| = 1 \quad (3.17)$$

Second, from the property (A.2) of the unit element we have for any g

$$U_gU_e = \alpha(g, e)U_g = U_g \quad (3.18)$$

$$U_eU_g = \alpha(e, g)U_g = U_g \quad (3.19)$$

which implies

$$\alpha(g, e) = \alpha(e, g) = 1 \quad (3.20)$$

Third, the associative law (3.15) implies

$$\begin{aligned} U_{g_3}(\alpha(g_2, g_1)U_{g_2g_1}) &= (\alpha(g_3, g_2)U_{g_3g_2})U_{g_1} \\ \alpha(g_2, g_1)\alpha(g_3, g_2g_1)U_{g_3g_2g_1} &= \alpha(g_3g_2, g_1)\alpha(g_3, g_2)U_{g_3g_2g_1} \\ \alpha(g_2, g_1)\alpha(g_3, g_2g_1) &= \alpha(g_3g_2, g_1)\alpha(g_3, g_2) \end{aligned} \quad (3.21)$$

The mapping U_g from group elements to unitary operators in \mathcal{H} is called a *projective representation* of the group if it satisfies equations (3.16), (3.17), (3.20), and (3.21).

3.2.2 Elimination of central charges in the Poincaré algebra

In principle, we could keep the arbitrarily chosen unitary representatives of the subspace transformations U_{g_1}, U_{g_2}, \dots , as discussed above, and work with thus obtained projective representation of the Poincaré group, but this would result in a rather complicated mathematical formalism. The theory would be significantly simpler if we could judiciously choose the representatives⁶ in such a way that the factors $\alpha(g_2, g_1)$ in (3.16) are simplified or eliminated altogether. Then we would have a much simpler *linear* unitary group representation (see Appendix H) instead of the projective group representation. In this subsection we are going to demonstrate that in any projective representation of the Poincaré group such elimination of factors $\alpha(g_2, g_1)$ is indeed possible [CJS63].

The proof of the last statement is significantly simplified if conditions (3.17), (3.20), and (3.21) are expressed in a Lie algebra notation. In the vicinity of the unit element of the group we can use vectors $\vec{\zeta}$ from the Poincaré Lie algebra to identify other group elements (see equation (E.1)), i.e.

$$g = e^{\vec{\zeta}} = \exp \left(\sum_{a=1}^{10} \zeta^a \vec{t}_a \right)$$

where t_a is the basis of the Poincaré Lie algebra $(\mathcal{H}, \vec{\mathcal{P}}, \vec{\mathcal{K}}, \vec{\mathcal{J}})$ from subsection 2.3.1. Then we can write unitary representatives U_g of inertial transformations g in the form⁷

$$U_{\vec{\zeta}} = \exp \left(-\frac{i}{\hbar} \sum_{a=1}^{10} \zeta^a F_a \right) \quad (3.22)$$

where \hbar is a real constant which will be left unspecified at this point,⁸ and F_a are ten Hermitian operators in the Hilbert space \mathcal{H} called the *generators*

⁶i.e., multiply our previously chosen unitary operators U_g by some unimodular factors $U_g \rightarrow \beta(g)U_g$

⁷Here we have used Stone's theorem H.2. The nature of one-parameter subgroups featuring in the theorem is rather obvious. These are subgroups of similar transformations, i.e., a subgroup of space translations, a subgroup of rotations about the z -axis, etc.

⁸We will identify \hbar with the Planck constant in subsection 4.1.1

of the unitary projective representation. Then we can write equation (3.16) in the form

$$U_{\vec{\zeta}} U_{\vec{\xi}} = \alpha(\vec{\zeta}, \vec{\xi}) U_{\vec{\zeta}\vec{\xi}} \quad (3.23)$$

Since α is unimodular we can set $\alpha(\vec{\zeta}, \vec{\xi}) = \exp[i\kappa(\vec{\zeta}, \vec{\xi})]$, where $\kappa(\vec{\zeta}, \vec{\xi})$ is a real function. Conditions (3.20) and (3.21) then will be rewritten in terms of κ

$$\kappa(\vec{\zeta}, \vec{0}) = \kappa(\vec{0}, \vec{\zeta}) = 0 \quad (3.24)$$

$$\kappa(\vec{\xi}, \vec{\zeta}) + \kappa(\vec{\chi}, \vec{\xi}\vec{\zeta}) = \kappa(\vec{\chi}\vec{\xi}, \vec{\zeta}) + \kappa(\vec{\chi}, \vec{\xi}) \quad (3.25)$$

Note that we can write the lowest order term in the Taylor series for κ near the group identity element in the form⁹

$$\kappa(\vec{\zeta}, \vec{\xi}) = \sum_{ab=1}^{10} h_{ab} \zeta^a \xi^b \quad (3.26)$$

The constant term, the terms linear in ζ^a and ξ^b , as well as the terms proportional to $\zeta^a \zeta^b$ and $\xi^a \xi^b$ are absent on the right hand of (3.26) as a consequence of the condition (3.24).

Using the same arguments as during our derivation of equation (E.6), we can expand all terms in (3.23) around $\vec{\zeta} = \vec{\xi} = \vec{0}$

$$\begin{aligned} & \left(1 - \frac{i}{\hbar} \sum_{a=1}^{10} \xi^a F_a - \frac{1}{2\hbar^2} \sum_{bc=1}^{10} \xi^b \xi^c F_{bc} + \dots \right) \left(1 - \frac{i}{\hbar} \sum_{a=1}^{10} \zeta^a F_a - \frac{1}{2\hbar^2} \sum_{bc=1}^{10} \zeta^b \zeta^c F_{bc} + \dots \right) \\ &= \left(1 + i \sum_{ab=1}^{10} h_{ab} \zeta^a \xi^b + \dots \right) \left[1 - \frac{i}{\hbar} \sum_{a=1}^{10} \left(\zeta^a + \xi^a + \sum_{bc=1}^{10} f_{bc}^a \xi^b \zeta^c + \dots \right) F_a \right. \\ & \quad \left. - \frac{1}{2\hbar^2} \sum_{ab=1}^{10} (\zeta^a + \xi^a + \dots)(\zeta^b + \xi^b + \dots) F_{ab} + \dots \right] \end{aligned}$$

Equating the coefficients multiplying products $\xi^a \zeta^b$ on both sides, we obtain

⁹see also the third term on the right hand side of equation (E.4)

$$-\frac{1}{2\hbar^2}(F_{ab} + F_{ba}) = \frac{1}{\hbar^2}F_a F_b - ih_{ab} + \frac{i}{\hbar} \sum_{c=1}^{10} f_{ab}^c F_c$$

The left hand side of this equation is symmetric with respect to interchange of indices $a \leftrightarrow b$. The same should be true for the right hand side. From this condition we obtain commutators of generators F

$$F_a F_b - F_b F_a = i\hbar \sum_{c=1}^{10} C_{ab}^c F_c + E_{ab} \quad (3.27)$$

where $C_{ab}^c \equiv f_{ab}^c - f_{ba}^c$ are familiar structure constants of the Poincaré Lie algebra (2.39) - (2.46) and $E_{ab} = i\hbar^2(h_{ab} - h_{ba})$ are imaginary constants, which depend on our original choice of representatives U_g in rays $[U_g]$.¹⁰ These constants are called *central charges*. Our main task in this subsection is to prove that representatives U_g can be chosen in such a way that $E_{ab} = 0$, i.e., the central charges get eliminated.

First we consider the original (arbitrary) set of representatives U_g . In accordance with our notation in section 2.3 we will use symbols

$$(\tilde{H}, \tilde{\mathbf{P}}, \tilde{\mathbf{J}}, \tilde{\mathbf{K}}) \quad (3.28)$$

to denote ten generators F_a of an arbitrary projective representation U_g .¹¹ These generators correspond to time translation, space translation, rotations, and boosts, respectively. Then using the structure constants C_{bc}^a of the Poincaré Lie algebra from equations (2.39) - (2.46) we obtain the full list of commutators (3.27).

$$[\tilde{J}_i, \tilde{P}_j] = i\hbar \sum_{k=1}^3 \epsilon_{ijk} \tilde{P}_k + E_{ij}^{(1)} \quad (3.29)$$

¹⁰To be exact, we must write E_{ab} on the right hand side of equation (3.27) multiplied by the identity operator I . However, we will omit the symbol I here for brevity.

¹¹Note that generators $(\mathcal{H}, \vec{\mathcal{P}}, \vec{\mathcal{K}}, \vec{\mathcal{J}})$ in subsection 2.3.1 were abstract quantities that could be interpreted as “derivatives of group transformations”, while generators $(\tilde{H}, \tilde{\mathbf{P}}, \tilde{\mathbf{J}}, \tilde{\mathbf{K}})$ here are Hermitian operators in the Hilbert space of states of our physical system.

$$[\tilde{J}_i, \tilde{J}_j] = i\hbar \sum_{k=1}^3 \epsilon_{ijk} (\tilde{J}_k + iE_k^{(2)}) \quad (3.30)$$

$$[\tilde{J}_i, \tilde{K}_j] = i\hbar \sum_{k=1}^3 \epsilon_{ijk} \tilde{K}_k + E_{ij}^{(3)} \quad (3.31)$$

$$[\tilde{P}_i, \tilde{P}_j] = E_{ij}^{(4)} \quad (3.32)$$

$$[\tilde{J}_i, \tilde{H}] = E_i^{(5)} \quad (3.33)$$

$$[\tilde{P}_i, \tilde{H}] = E_i^{(6)} \quad (3.34)$$

$$[\tilde{K}_i, \tilde{K}_j] = -i\frac{\hbar}{c^2} \sum_{k=1}^3 \epsilon_{ijk} (\tilde{J}_k + iE_k^{(7)}) \quad (3.35)$$

$$[\tilde{K}_i, \tilde{P}_j] = -i\frac{\hbar}{c^2} \tilde{H} \delta_{ij} + E_{ij}^{(8)}, \quad (3.36)$$

$$[\tilde{K}_i, \tilde{H}] = -i\hbar \tilde{P}_i + E_i^{(9)} \quad (3.37)$$

Here we arranged E_{ab} into nine sets of central charges $E^{(1)} \dots E^{(9)}$. In equation (3.30) and (3.35) we took into account that their left hand sides are antisymmetric tensors. So, the central charges must form antisymmetric tensors as well, and, according to Table D.1, they can be represented as $-\hbar \sum_{k=1}^3 \epsilon_{ijk} E_k^{(2)}$ and $\hbar c^{-2} \sum_{k=1}^3 \epsilon_{ijk} E_k^{(7)}$, respectively, where $E_k^{(2)}$ and $E_k^{(7)}$ are 3-vectors.

Next we will use the requirement that commutators (3.29) - (3.37) must satisfy the Jacobi identity.¹² This will allow us to make some simplifications. For example, using¹³ $\tilde{P}_3 = -\frac{i}{\hbar} [\tilde{J}_1, \tilde{P}_2] + \frac{i}{\hbar} E_{12}^{(1)}$ and the fact that all constants E commute with generators of the group, we obtain

$$\begin{aligned} [\tilde{P}_3, \tilde{P}_1] &= -\frac{i}{\hbar} [([\tilde{J}_1, \tilde{P}_2] + E_{12}^{(1)}), \tilde{P}_1] = -\frac{i}{\hbar} [[\tilde{J}_1, \tilde{P}_2], \tilde{P}_1] \\ &= -\frac{i}{\hbar} [[\tilde{P}_1, \tilde{P}_2], \tilde{J}_1] - \frac{i}{\hbar} [[\tilde{J}_1, \tilde{P}_1], \tilde{P}_2] = -\frac{i}{\hbar} [E_{12}^{(4)}, \tilde{J}_1] - \frac{i}{\hbar} [E_{11}^{(1)}, \tilde{P}_2] \\ &= 0 \end{aligned}$$

so $E_{31}^{(4)} = 0$. Similarly, we can show that $E_{ij}^{(4)} = E_i^{(5)} = E_i^{(6)} = 0$ for all values of indices $i, j = 1, 2, 3$.

¹²equation (E.10), which is equivalent to the associativity condition (3.15) or (3.25)

¹³Here we used equation (3.29).

Using the Jacobi identity we further obtain

$$\begin{aligned} i\hbar[\tilde{J}_3, \tilde{P}_3] &= [[\tilde{J}_1, \tilde{J}_2], \tilde{P}_3] = [[\tilde{P}_3, \tilde{J}_2], \tilde{J}_1] + [[\tilde{J}_1, \tilde{P}_3], \tilde{J}_2] \\ &= i\hbar[\tilde{J}_1, \tilde{P}_1] + i\hbar[\tilde{J}_2, \tilde{P}_2] \end{aligned} \quad (3.38)$$

and, similarly,

$$i\hbar[\tilde{J}_1, \tilde{P}_1] = i\hbar[\tilde{J}_2, \tilde{P}_2] + i\hbar[\tilde{J}_3, \tilde{P}_3] \quad (3.39)$$

By adding equations (3.38) and (3.39) we see that

$$[\tilde{J}_2, \tilde{P}_2] = 0 \quad (3.40)$$

Similarly, we obtain $[\tilde{J}_1, \tilde{P}_1] = [\tilde{J}_3, \tilde{P}_3] = 0$, which means that

$$E_{ii}^{(1)} = 0 \quad (3.41)$$

Using the Jacobi identity again, we obtain

$$\begin{aligned} i\hbar[\tilde{J}_2, \tilde{P}_3] &= [[\tilde{J}_3, \tilde{J}_1], \tilde{P}_3] = [[\tilde{P}_3, \tilde{J}_1], \tilde{J}_3] + [[\tilde{J}_3, \tilde{P}_3], \tilde{J}_1] \\ &= -i\hbar[\tilde{J}_3, \tilde{P}_2] \end{aligned}$$

This antisymmetry property is also true in the general case (for any $i, j = 1, 2, 3; i \neq j$)

$$[\tilde{J}_i, \tilde{P}_j] = -[\tilde{J}_j, \tilde{P}_i] \quad (3.42)$$

Putting together (3.40) and (3.42) we see that tensor $[\tilde{J}_i, \tilde{P}_j]$ is antisymmetric.

This implies that we can introduce a vector $E_k^{(1)}$ such that

$$\begin{aligned} E_{ij}^{(1)} &= -\hbar \sum_{k=1}^3 \epsilon_{ijk} E_k^{(1)} \\ [\tilde{J}_i, \tilde{P}_j] &= i\hbar \sum_{k=1}^3 \epsilon_{ijk} (\tilde{P}_k + iE_k^{(1)}) \end{aligned} \quad (3.43)$$

Similarly, we can show that $E_{ii}^{(3)} = 0$ and

$$[\tilde{J}_i, \tilde{K}_j] = i\hbar \sum_{k=1}^3 \epsilon_{ijk} (\tilde{K}_k + iE_k^{(3)})$$

Taking into account the above results, commutation relations (3.29)-(3.37) now take the form

$$[\tilde{J}_i, \tilde{P}_j] = i\hbar \sum_{k=1}^3 \epsilon_{ijk} (\tilde{P}_k + iE_k^{(1)}) \quad (3.44)$$

$$[\tilde{J}_i, \tilde{J}_j] = i\hbar \sum_{k=1}^3 \epsilon_{ijk} (\tilde{J}_k + iE_k^{(2)}) \quad (3.45)$$

$$[\tilde{J}_i, \tilde{K}_j] = i\hbar \sum_{k=1}^3 \epsilon_{ijk} (\tilde{K}_k + iE_k^{(3)}) \quad (3.46)$$

$$[\tilde{P}_i, \tilde{P}_j] = [\tilde{J}_i, \tilde{H}] = [\tilde{P}_i, \tilde{H}] = 0 \quad (3.47)$$

$$[\tilde{K}_i, \tilde{K}_j] = -i\frac{\hbar}{c^2} \sum_{k=1}^3 \epsilon_{ijk} (\tilde{J}_k + iE_k^{(7)}) \quad (3.48)$$

$$[\tilde{K}_i, \tilde{P}_j] = -i\frac{\hbar}{c^2} \tilde{H} \delta_{ij} + E_{ij}^{(8)}, \quad (3.49)$$

$$[\tilde{K}_i, \tilde{H}] = -i\hbar \tilde{P}_i + E_i^{(9)} \quad (3.50)$$

where E on the right hand sides are certain imaginary constants. The next step in elimination of the central charges E is to use the freedom of choosing unimodular factors $\beta(g)$ in front of operators of the representation U_g : Two unitary operators $U_{\vec{\zeta}}$ and $\beta(\vec{\zeta})U_{\vec{\zeta}}$ differing by a unimodular factor $\beta(\vec{\zeta})$ generate the same subspace transformation $K_{\vec{\zeta}}$. Correspondingly, the choice of generators F_a has some degree of arbitrariness as well. Since $\beta(\vec{\zeta})$ are unimodular, we can write

$$\beta(\vec{\zeta}) = \exp(i\gamma(\vec{\zeta})) \approx 1 + i \sum_{a=1}^{10} R_a \zeta^a$$

Therefore, in the first order, the presence of factors $\beta(\vec{\zeta})$ results in adding some real constants R_a to generators F_a . We would like to show that by adding such constants we can make all central charges equal to zero.

3.2. UNITARY REPRESENTATIONS OF THE POINCARÉ GROUP 97

Let us now add constants R to the generators \tilde{P}_j , \tilde{J}_j , and \tilde{K}_j and denote the redefined generators as

$$\begin{aligned} P_j &= \tilde{P}_j + R_j^{(1)} \\ J_j &= \tilde{J}_j + R_j^{(2)} \\ K_j &= \tilde{K}_j + R_j^{(3)} \end{aligned}$$

Then commutator (3.45) takes the form

$$[J_i, J_j] = [\tilde{J}_i + R_i^{(2)}, \tilde{J}_j + R_j^{(2)}] = [\tilde{J}_i, \tilde{J}_j] = i\hbar \sum_{k=1}^3 \epsilon_{ijk} (\tilde{J}_k + iE_k^{(2)})$$

So, if we choose $R_k^{(2)} = iE_k^{(2)}$, then

$$[J_i, J_j] = i\hbar \sum_{k=1}^3 \epsilon_{ijk} J_k$$

and central charges are eliminated from this commutator.

Similarly, central charges can be eliminated from commutators

$$\begin{aligned} [J_i, P_j] &= i\hbar \sum_{k=1}^3 \epsilon_{ijk} P_k \\ [J_i, K_j] &= i\hbar \sum_{k=1}^3 \epsilon_{ijk} K_k \end{aligned} \tag{3.51}$$

by choosing $R_k^{(1)} = iE_k^{(1)}$ and $R_k^{(3)} = iE_k^{(3)}$. From equation (3.51) we then obtain

$$\begin{aligned} [K_1, K_2] &= -\frac{i}{\hbar} [[J_2, K_3], K_2] = -\frac{i}{\hbar} [[J_2, K_2], K_3] - \frac{i}{\hbar} [[K_2, K_3], J_2] \\ &= -\frac{i}{\hbar} \left[-\frac{i\hbar}{c^2} (J_1 + iE_1^{(7)}), J_2 \right] = -\frac{i\hbar}{c^2} J_3 \end{aligned}$$

so, our choice of the constants $R_k^{(1)}$, $R_k^{(2)}$, and $R_k^{(3)}$ eliminates the central charges $E_i^{(7)}$.

From equation (3.51) we also obtain

$$\begin{aligned} [K_3, \tilde{H}] &= -\frac{i}{\hbar}[[J_1, K_2], \tilde{H}] = -\frac{i}{\hbar}[[\tilde{H}, K_2], J_1] - \frac{i}{\hbar}[[J_1, \tilde{H}], K_2] \\ &= -[J_1, P_2] = -i\hbar P_3 \end{aligned}$$

which implies that the central charge $E^{(9)}$ is canceled as well. Finally

$$\begin{aligned} [K_1, P_2] &= -\frac{i}{\hbar}[[J_2, K_3], P_2] = -\frac{i}{\hbar}[[J_2, P_2], K_3] + \frac{i}{\hbar}[[K_3, P_2], J_3] = 0 \\ [K_1, P_1] &= -\frac{i}{\hbar}[[J_2, K_3], P_1] = -\frac{i}{\hbar}[[J_2, P_1], K_3] + \frac{i}{\hbar}[[K_3, P_1], J_3] \\ &= [K_3, P_3] \end{aligned}$$

It then follows that $E_{ij}^{(8)} = 0$ if $i \neq j$ and we can introduce a real scalar $E^{(8)}$ such that

$$\begin{aligned} E_{11}^{(8)} &= E_{22}^{(8)} = E_{33}^{(8)} \equiv -\frac{i\hbar}{c^2}E^{(8)} \\ [K_i, P_i] &= -\frac{i\hbar}{c^2}\delta_{ij}(\tilde{H} + E^{(8)}) \end{aligned}$$

Finally, by redefining the generator of time translations $H = \tilde{H} + E^{(8)}$ we eliminate all central charges from commutation relations of the Poincaré Lie algebra

$$[J_i, P_j] = i\hbar \sum_{k=1}^3 \epsilon_{ijk} P_k \quad (3.52)$$

$$[J_i, J_j] = i\hbar \sum_{k=1}^3 \epsilon_{ijk} J_k \quad (3.53)$$

$$[J_i, K_j] = i\hbar \sum_{k=1}^3 \epsilon_{ijk} K_k \quad (3.54)$$

$$[P_i, P_j] = [J_i, H] = [P_i, H] = 0 \quad (3.55)$$

$$[K_i, K_j] = -\frac{i\hbar}{c^2} \sum_{k=1}^3 \epsilon_{ijk} J_k \quad (3.56)$$

$$[K_i, P_j] = -\frac{i\hbar}{c^2} H \delta_{ij} \quad (3.57)$$

$$[K_i, H] = -i\hbar P_i \quad (3.58)$$

Thus Hermitian operators H , \mathbf{P} , \mathbf{J} , and \mathbf{K} provide a representation of the Poincaré Lie algebra, and the redefined unitary operators $\beta(g)U_g$ form a *unique* unitary representation of the Poincaré group that corresponds to the given projective representation U_g in the vicinity of the group identity. We have proven that projective representations of the Poincaré group are equivalent to certain unitary representations, which are much easier objects for study (see Appendix H).

Commutators (3.52) - (3.58) are probably the most important equations of relativistic quantum theory. In the rest of this book we will have many opportunities to appreciate a deep physical content of these formulas.

3.2.3 Single-valued and double-valued representations

In the preceding subsection we eliminated the phase factors $\alpha(g_2, g_1)$ from equation (3.16) by resorting to Lie algebra arguments. However, these arguments work only in the vicinity of the group's unit element. There is a possibility that non-trivial phase factors may reappear in the multiplication law (3.16) when the group manifold has a non-trivial topology and group elements are considered which are far from the unit element.

In Appendix H.4 we established that this possibility is realized in the case of the rotation group. This means that for quantum-mechanical applications we need to consider both single-valued and double-valued representations of this group. Since the rotation group is a subgroup of the Poincaré group, the same conclusion is relevant for the Poincaré group: both single-valued and double-valued unitary representations should be considered.¹⁴ In chapter 5 we will see that these two cases correspond to integer-spin and half-integer-spin systems, respectively.

¹⁴Equivalently, one can choose to consider all single-valued representations of the *universal covering group* of the Poincaré group.

3.2.4 Fundamental statement of relativistic quantum theory

The most important result of this chapter is the connection between relativity and quantum mechanics summarized in the following statement (see, e.g., [Wei95])

Statement 3.2 (Unitary representations of the Poincaré group) *In a relativistic quantum description of a physical system, inertial transformations are represented by unitary operators which furnish a unitary (single- or double-valued) representation of the Poincaré group in the Hilbert space of the system.*

It is important to note that this statement is completely general. The Hilbert space of *any* isolated physical system (no matter how complex) must carry a unitary representation of the Poincaré group. Construction of Hilbert spaces and Poincaré group representations in them is the major part of theoretical description of physical systems. The rest of this book is primarily devoted to performing these difficult tasks.

Basic inertial transformations from the Poincaré group are represented in the Hilbert space by unitary operators: $e^{-\frac{i}{\hbar}\mathbf{P}\mathbf{r}}$ for spatial translations, $e^{-\frac{i}{\hbar}\mathbf{J}\vec{\phi}}$ for rotations, $e^{-\frac{ic}{\hbar}\mathbf{K}\vec{\theta}}$ for boosts, and $e^{\frac{i}{\hbar}Ht}$ for time translations.¹⁵ A general inertial transformation $g = \{\vec{\phi}, \mathbf{v}(\vec{\theta}), \mathbf{r}, t\}$ is represented by the unitary operator¹⁶

$$U_g = e^{-\frac{i}{\hbar}\mathbf{J}\vec{\phi}} e^{-\frac{ic}{\hbar}\mathbf{K}\vec{\theta}} e^{-\frac{i}{\hbar}\mathbf{P}\mathbf{r}} e^{\frac{i}{\hbar}Ht} \quad (3.59)$$

We will frequently use notation

$$U_g \equiv U(\vec{\phi}, \vec{\theta}; \mathbf{r}, t) \equiv U(\Lambda; \mathbf{r}, t) \quad (3.60)$$

where Λ is a Lorentz transformation of inertial frames that combines boost $\vec{\theta}$ and rotation $\vec{\phi}$. Then, in the Schrödinger picture¹⁷ state vectors transform between different inertial reference frames according to¹⁸

¹⁵The exponential form of the unitary group representatives follows from equation (3.22).

¹⁶compare with equation (2.16)

¹⁷see subsection 3.1.3

¹⁸We will see in subsection 5.2.4 that this is *active* transformation of states. In most physical applications one is interested in *passive* transformations of states (i.e., how the

$$|\Psi'\rangle = U_g|\Psi\rangle \quad (3.61)$$

In the Heisenberg picture inertial transformations of observables have the form

$$F' = U_g F U_g^{-1} \quad (3.62)$$

For example, the equation describing the time evolution of the observable F in the Heisenberg picture¹⁹

$$F(t) = e^{\frac{i}{\hbar}Ht} F e^{-\frac{i}{\hbar}Ht} \quad (3.63)$$

$$= F + \frac{i}{\hbar}[H, F]t - \frac{1}{2\hbar^2}[H, [H, F]]t^2 + \dots \quad (3.64)$$

can be also written in a differential form

$$\frac{dF(t)}{dt} = \frac{i}{\hbar}[H, F]$$

which is the familiar *Heisenberg equation*.

Note also that analogous “Heisenberg equations” can be written for transformations of observables with respect to space translations, rotations, and boosts

$$\begin{aligned} \frac{dF(\mathbf{r})}{d\mathbf{r}} &= -\frac{i}{\hbar}[\mathbf{P}, F] \\ \frac{dF(\vec{\phi})}{d\vec{\phi}} &= -\frac{i}{\hbar}[\mathbf{J}, F] \\ \frac{dF(\vec{\theta})}{d\vec{\theta}} &= -\frac{ic}{\hbar}[\mathbf{K}, F] \end{aligned} \quad (3.65)$$

same state is seen by two different observers), which are given by the inverse operator U_g^{-1} .

¹⁹see equation (E.13)

We already mentioned that transformations of observables with respect to inertial transformations of observers cover many interesting problems in physics (the time evolution, boost transformations, etc.). From the above formulas we see that solution of these problems requires the knowledge of commutators between observables F and generators (H , \mathbf{P} , \mathbf{J} and \mathbf{K}) of the relevant Poincaré group representation. In the next chapter we will discuss definitions of various observables, their connections to Poincaré generators, and their commutation relations.

Chapter 4

OPERATORS OF OBSERVABLES

Throwing pebbles into the water, look at the ripples they form on the surface, otherwise, such occupation becomes an idle pastime.

Kozma Prutkov

In chapters 1 and 3 we established that in quantum theory any physical system is described by a complex Hilbert space \mathcal{H} , pure states are represented by rays in \mathcal{H} , observables are represented by Hermitian operators in \mathcal{H} , and there is a unitary representation U_g of the Poincaré group in \mathcal{H} which determines how state vectors and operators of observables change when the preparation device or the measuring apparatus undergoes an inertial transformation. Our next goal is to clarify the structure of the set of observables. In particular, we wish to find which operators correspond to such familiar observables as velocity, momentum, energy, mass, position, etc, what are their spectra and what are the relationships between these operators? We will also find out how these observables change under inertial transformations from the Poincaré group. This implies that we will use the Heisenberg picture everywhere in this chapter.

We should stress that physical systems considered in this chapter are completely arbitrary: they can be either elementary particles or compound systems of many elementary particles or even systems (such as unstable particles) in which the number of particles is not precisely defined. The only

significant requirement is that our system must be isolated, i.e., its interaction with the rest of the universe can be neglected.

In this chapter we will focus on observables whose operators can be expressed as functions of generators (\mathbf{P} , \mathbf{J} , \mathbf{K} , H) of the Poincaré group representation U_g . In chapter 8, we will meet other observables, such as the number of particles. They cannot be expressed through ten generators of the Poincaré group.

4.1 Basic observables

4.1.1 Energy, momentum, and angular momentum

The generators of the Poincaré group representation in the Hilbert space of any system are Hermitian operators H , \mathbf{P} , \mathbf{J} , and \mathbf{K} , and we might suspect that they are related to certain observables pertinent to this system. What are these observables? In order to get a hint, let us now postulate that the constant \hbar introduced in equation (3.22) is the Planck constant

$$\hbar = 6.626 \cdot 10^{-34} \frac{\text{kg} \cdot \text{m}^2}{\text{s}} \quad (4.1)$$

whose dimension can be also expressed as $\langle \hbar \rangle = \langle \text{mass} \rangle \langle \text{speed} \rangle \langle \text{distance} \rangle$. Then the dimensions of generators can be found from the condition that the arguments of exponents in (3.59) must be dimensionless

- $\langle H \rangle = \frac{\langle \hbar \rangle}{\langle \text{time} \rangle} = \langle \text{mass} \rangle \langle \text{speed} \rangle^2$;
- $\langle \mathbf{P} \rangle = \frac{\langle \hbar \rangle}{\langle \text{distance} \rangle} = \langle \text{mass} \rangle \langle \text{speed} \rangle$;
- $\langle \mathbf{J} \rangle = \langle \hbar \rangle = \langle \text{mass} \rangle \langle \text{speed} \rangle \langle \text{distance} \rangle$
- $\langle \mathbf{K} \rangle = \frac{\langle \hbar \rangle}{\langle \text{speed} \rangle} = \langle \text{mass} \rangle \langle \text{distance} \rangle$;

Based on these dimensions we can guess that we are dealing with observables of *energy* (or *Hamiltonian*) H , *momentum* \mathbf{P} , and *angular momentum* \mathbf{J} of the system.¹ We will call them *basic observables*. Operators H , \mathbf{P} , and \mathbf{J}

¹There is no common observable directly associated with the boost generator \mathbf{K} , but we will see later that \mathbf{K} is intimately related to system's position and spin.

generate transformations of the system as a whole, so we will assume that these are observables for the entire system, i.e., the *total* energy, the *total* momentum, and the *total* angular momentum. Of course, these dimensionality considerations are not a proof. The justification of these choices will become more clear later, after studying properties of operators and relations between them.

Using this interpretation and commutators in the Poincaré Lie algebra (3.52) - (3.58), we immediately obtain commutation relations between operators of observables. Then we know which pairs of observables can be simultaneously measured.² For example, we see from (3.55) that energy is simultaneously measurable with the momentum and angular momentum. From (3.53) it is clear that different components of the angular momentum cannot be measured simultaneously. These facts are well-known in non-relativistic quantum mechanics. Now we have them as direct consequences of the principle of relativity and the Poincaré group structure.

From commutators (3.52) - (3.58) we can also find formulas for transformations of operators H , \mathbf{P} , \mathbf{J} , and \mathbf{K} from one inertial frame to another. For example, each vector observable $\mathbf{F} = \mathbf{P}, \mathbf{J}$ or \mathbf{K} transforms under rotations as³

$$\mathbf{F}(\vec{\phi}) = e^{-\frac{i}{\hbar}\mathbf{J}\vec{\phi}}\mathbf{F}e^{\frac{i}{\hbar}\mathbf{J}\vec{\phi}} = \mathbf{F} \cos \phi + \frac{\vec{\phi}}{\phi} \left(\mathbf{F} \cdot \frac{\vec{\phi}}{\phi} \right) (1 - \cos \phi) - \left[\mathbf{F} \times \frac{\vec{\phi}}{\phi} \right] \sin \phi \quad (4.2)$$

The boost transformation law for generators of translations is⁴

$$\mathbf{P}(\theta) = e^{-\frac{ic}{\hbar}\mathbf{K}\vec{\theta}}\mathbf{P}e^{\frac{ic}{\hbar}\mathbf{K}\vec{\theta}} = \mathbf{P} + \frac{\vec{\theta}}{\theta} \left(\mathbf{P} \cdot \frac{\vec{\theta}}{\theta} \right) (\cosh \theta - 1) - \frac{\vec{\theta}}{c\theta} H \sinh \theta \quad (4.3)$$

$$H(\theta) = e^{-\frac{ic}{\hbar}\mathbf{K}\vec{\theta}}He^{\frac{ic}{\hbar}\mathbf{K}\vec{\theta}} = H \cosh \theta - c \left(\mathbf{P} \cdot \frac{\vec{\theta}}{\theta} \right) \sinh \theta \quad (4.4)$$

²i.e., they have a common basis of eigenvectors, as explained in subsection 1.6.2 and Appendix G.2

³see equation (D.21)

⁴see equations (2.50) and (2.51)

It also follows from (3.55) that energy H , momentum \mathbf{P} , and angular momentum \mathbf{J} do not depend on time, i.e., they are *conserved observables*.

4.1.2 Operator of velocity

The operator of velocity is defined as⁵ (see, e.g., [AW75, Jor77])

$$\mathbf{V} \equiv \frac{\mathbf{P}c^2}{H} \quad (4.5)$$

Denoting $\mathbf{V}(\theta)$ the velocity measured in the frame of reference moving with the speed $v = c \tanh \theta$ along the x -axis, we obtain

$$\begin{aligned} V_x(\theta) &= e^{-\frac{ic}{\hbar}K_x\theta} \frac{P_x c^2}{H} e^{\frac{ic}{\hbar}K_x\theta} = \frac{c^2 P_x \cosh \theta - cH \sinh \theta}{H \cosh \theta - cP_x \sinh \theta} \\ &= \frac{c^2 P_x H^{-1} - c \tanh \theta}{1 - cP_x H^{-1} \tanh \theta} = \frac{V_x - v}{1 - V_x v / c^2} \end{aligned} \quad (4.6)$$

$$V_y(\theta) = \frac{V_y}{(1 - \frac{V_x}{c} \tanh \theta) \cosh \theta} = \frac{V_y \sqrt{1 - v^2/c^2}}{1 - V_x v / c^2}, \quad (4.7)$$

$$V_z(\theta) = \frac{V_z}{(1 - \frac{V_x}{c} \tanh \theta) \cosh \theta} = \frac{V_z \sqrt{1 - v^2/c^2}}{1 - V_x v / c^2} \quad (4.8)$$

These formulas coincide with the usual relativistic *law of addition of velocities*. In the limit $c \rightarrow \infty$ they reduce to the familiar non-relativistic form

$$\begin{aligned} V_x(v) &= V_x - v \\ V_y(v) &= V_y \\ V_z(v) &= V_z \end{aligned}$$

4.2 Casimir operators

Observables H , \mathbf{P} , \mathbf{V} , and \mathbf{J} depend on the observer, so they do not represent intrinsic fundamental properties of the system. For example, if a system

⁵The ratio of operators is well-defined here because \mathbf{P} and H commute with each other.

has momentum $\mathbf{p} \in \mathbb{R}^3$ in one frame of reference, then, according to (4.3), there are other (moving) frames of reference in which momentum takes different values. The measured momentum depends on both the state of the system and the reference frame in which the observation is made. Are there observables which reflect some *intrinsic* observer-independent properties of the system? If there are such observables, then their operators (they are called *Casimir operators*) must commute with all generators of the Poincaré group. It can be shown that the Poincaré group has only two independent Casimir operators [FN94]. Any other Casimir operator of the Poincaré group is a function of these two. So, there are two invariant physical properties of any physical system. One such property is *mass*, which is a measure of the matter content in the system. The corresponding Casimir operator will be considered in subsection 4.2.2. Another invariant property is related to the speed of rotation of the system around its own axis or *spin*.⁶ The Casimir operator corresponding to this invariant property will be found in subsection 4.2.3.

4.2.1 4-vectors

Before addressing Casimir operators, let us introduce some useful definitions. We will call a quadruple of operators $(\mathcal{A}_0, \mathcal{A}_x, \mathcal{A}_y, \mathcal{A}_z)$ a *4-vector*⁷ if $(\mathcal{A}_x, \mathcal{A}_y, \mathcal{A}_z)$ is a 3-vector, \mathcal{A}_0 is a 3-scalar, and their commutators with the boost generators are

$$[\mathcal{K}_i, \mathcal{A}_j] = -\frac{i\hbar}{c} \mathcal{A}_0 \delta_{ij} \quad (i, j = x, y, z) \quad (4.9)$$

$$[\vec{\mathcal{K}}, \mathcal{A}_0] = -\frac{i\hbar}{c} \vec{\mathcal{A}} \quad (4.10)$$

Then, it is easy to show that the *4-square* $\tilde{\mathcal{A}}^2 \equiv \mathcal{A}_x^2 + \mathcal{A}_y^2 + \mathcal{A}_z^2 - \mathcal{A}_0^2$ of the 4-vector $\tilde{\mathcal{A}}$ is a *4-scalar*, i.e., it commutes with both rotations and boosts. For example

$$[K_x, \tilde{\mathcal{A}}^2] = [K_x, \mathcal{A}_x^2 + \mathcal{A}_y^2 + \mathcal{A}_z^2 - \mathcal{A}_0^2]$$

⁶The invariance of the absolute value of spin is evident for macroscopic freely spinning objects. Indeed, no matter how we translate, rotate or boost the frame of reference we cannot stop or reverse the spinning motion of the observed system.

⁷see also Appendix I.1

$$= -\frac{i\hbar}{c}(\mathcal{A}_x\mathcal{A}_0 + \mathcal{A}_0\mathcal{A}_x - \mathcal{A}_0\mathcal{A}_x - \mathcal{A}_x\mathcal{A}_0) = 0$$

Therefore, in order to find the Casimir operators of the Poincaré group we should be looking for two functions of the Poincaré generators, which are 4-vectors and, in addition, commute with H and \mathbf{P} . Then 4-squares of these 4-vectors are guaranteed to commute with all Poincaré generators.

4.2.2 Operator of mass

It follows from (4.2) - (4.4) that four operators $(H, c\mathbf{P})$ satisfy all conditions specified in subsection 4.2.1 for 4-vectors. Moreover, they commute with each other. These operators are called the *energy-momentum 4-vector*. Then we can construct the first Casimir invariant – called the *mass operator* – as the 4-square of this 4-vector

$$M = +\frac{1}{c^2}\sqrt{H^2 - P^2c^2} \quad (4.11)$$

The operator of mass must be Hermitian, therefore we demand that for any physical system $H^2 - P^2c^2 \geq 0$, i.e., that the spectrum of operator $H^2 - P^2c^2$ does not contain negative values. Honoring the fact that masses of all known physical systems are non-negative we choose the positive value of the square root in (4.11). Then the relationship between energy, momentum, and mass takes the form

$$H = +\sqrt{P^2c^2 + M^2c^4} \quad (4.12)$$

In the non-relativistic limit ($c \rightarrow \infty$) we obtain from equation (4.12)

$$H \approx Mc^2 + \frac{P^2}{2M}$$

which is the sum of the famous Einstein's *rest mass energy* $E = Mc^2$ and the usual kinetic energy term $P^2/(2M)$.

4.2.3 Pauli-Lubanski 4-vector

The second 4-vector commuting with H and \mathbf{P} is the *Pauli-Lubanski operator* whose components are defined as⁸

$$W^0 = (\mathbf{P} \cdot \mathbf{J}) \quad (4.13)$$

$$\mathbf{W} = \frac{1}{c} H \mathbf{J} - c[\mathbf{P} \times \mathbf{K}] \quad (4.14)$$

Let us check that all required 4-vector properties are, indeed, satisfied for (W^0, \mathbf{W}) . We can immediately observe that

$$[\mathbf{J}, W^0] = 0$$

so W^0 is a scalar. Moreover, W^0 changes its sign after changing the sign of \mathbf{P} so it is a pseudoscalar. \mathbf{W} is a pseudovector, because it does not change its sign after changing the signs of \mathbf{K} and \mathbf{P} and

$$[J_i, W_j] = i\hbar \sum_{k=1}^3 \epsilon_{ijk} W_k$$

Let us now check the commutators with boost generators

$$\begin{aligned} [K_x, W^0] &= [K_x, P_x J_x + P_y J_y + P_z J_z] \\ &= -i\hbar \left(\frac{H J_x}{c^2} - P_y K_z + P_z K_y \right) = -\frac{i\hbar}{c} W_x \end{aligned} \quad (4.15)$$

$$\begin{aligned} [K_x, W_x] &= \left[K_x, \frac{H J_x}{c} - c P_y K_z + c P_z K_y \right] \\ &= \frac{i\hbar}{c} (-P_x J_x - P_y J_y - P_z J_z) = -\frac{i\hbar}{c} W^0 \end{aligned} \quad (4.16)$$

$$\begin{aligned} [K_x, W_y] &= \left[K_x, \frac{H J_y}{c} - c P_z K_x + c P_x K_z \right] \\ &= \frac{i\hbar}{c} (H K_z - P_x J_y - H K_z + P_x J_y) = 0 \end{aligned} \quad (4.17)$$

$$[K_x, W_z] = 0 \quad (4.18)$$

⁸These definitions involve products of Hermitian commuting operators, therefore operators W^0 and \mathbf{W} are guaranteed to be Hermitian.

Putting equations (4.15) - (4.18) together we obtain the characteristic 4-vector relations (4.9) - (4.10)

$$[\mathbf{K}, W^0] = -\frac{i\hbar}{c}\mathbf{W} \quad (4.19)$$

$$[K_i, W_j] = -\frac{i\hbar}{c}\delta_{ij}W^0 \quad (4.20)$$

Next we need to verify that commutators with generators of translations (H, \mathbf{P}) are all zero. First, for W^0 we obtain

$$\begin{aligned} [W^0, H] &= [\mathbf{P} \cdot \mathbf{J}, H] = 0 \\ [W^0, P_x] &= [J_x P_x + J_y P_y + J_z P_z, P_x] = P_y [J_y, P_x] + P_z [J_z, P_x] \\ &= -i\hbar P_y P_z + i\hbar P_z P_y = 0 \end{aligned}$$

For the vector part \mathbf{W} we obtain

$$\begin{aligned} [\mathbf{W}, H] &= -c[[\mathbf{P} \times \mathbf{K}], H] = -c[[\mathbf{P}, H] \times \mathbf{K}] - c[\mathbf{P} \times [\mathbf{K}, H]] = 0 \\ [W_x, P_x] &= \frac{1}{c}[H J_x, P_x] - c[[\mathbf{P} \times \mathbf{K}]_x, P_x] = -c[P_y K_z - P_z K_y, P_x] = 0 \\ [W_x, P_y] &= \frac{1}{c}[H J_x, P_y] - c[[\mathbf{P} \times \mathbf{K}]_x, P_y] = \frac{i\hbar}{c}H P_z - c[P_y K_z - P_z K_y, P_y] \\ &= \frac{i\hbar}{c}H P_z - \frac{i\hbar}{c}H P_z = 0 \end{aligned}$$

This completes the proof that the 4-square of the Pauli-Lubanski 4-vector

$$\Sigma^2 = \mathbf{W}^2 - W_0^2$$

is a Casimir operator. Although operators (W^0, \mathbf{W}) do not have direct physical interpretation, we will find them very useful in the next section for deriving the operators of position \mathbf{R} and spin \mathbf{S} . For these calculations we will need commutators between components of the Pauli-Lubanski 4-vector. For example,

$$\begin{aligned}
[W_x, W_y] &= \left[W_x, \frac{HJ_y}{c} + cP_xK_z - cP_zK_x \right] = i\hbar \left(\frac{HW_z}{c} - W^0P_z \right) \\
[W_0, W_x] &= \left[W_0, \frac{HJ_x}{c} - cP_yK_z + cP_zK_y \right] = -i\hbar P_yW_z + i\hbar P_zW_y \\
&= -i\hbar[\mathbf{P} \times \mathbf{W}]_x
\end{aligned}$$

The above equations are easily generalized for all components

$$[W_i, W_j] = \frac{i\hbar}{c} \sum_{k=1}^3 \epsilon_{ijk} (HW_k - cW^0P_k) \quad (4.21)$$

$$[W_0, W_j] = -i\hbar[\mathbf{P} \times \mathbf{W}]_j \quad (4.22)$$

4.3 Operators of spin and position

Now we are ready to tackle the problem of finding expressions for spin and position as functions of the Poincaré group generators [Pry48, NW49, Ber65, Jor80].

4.3.1 Physical requirements

We will be looking for the total *spin operator* \mathbf{S} and the center-of-mass *position operator* \mathbf{R} which have the following natural properties:

- (I) Owing to the similarity between spin and angular momentum,⁹ we demand that \mathbf{S} is a pseudovector (just like \mathbf{J})

⁹It is often stated that spin is a purely quantum-mechanical observable which does not have a classical counterpart. We do not share this point of view. From classical mechanics we know that the total angular momentum of a body is a sum of two parts. The first part is the angular momentum resulting from the linear movement of the body as a whole with respect to the observer. The second part is related to the rotation of the body around its own axis, or spin. The only significant difference between classical and quantum intrinsic angular momenta (spins) is that the latter has a discrete spectrum, while the former is continuous. In addition, components of the quantum spin operator do not commute with each other.

$$[J_j, S_i] = i\hbar \sum_{k=1}^3 \epsilon_{ijk} S_k$$

(II) and that components of \mathbf{S} satisfy the same commutation relations as components of \mathbf{J} (3.53)

$$[S_i, S_j] = i\hbar \sum_{k=1}^3 \epsilon_{ijk} S_k \quad (4.23)$$

(III) We also demand that spin can be measured simultaneously with momentum

$$[\mathbf{P}, \mathbf{S}] = 0$$

(IV) and with position

$$[\mathbf{R}, \mathbf{S}] = 0 \quad (4.24)$$

(V) From the physical meaning of \mathbf{R} it follows that space translations of the observer simply shift the values of position.

$$\begin{aligned} e^{-\frac{i}{\hbar} P_x a} R_x e^{\frac{i}{\hbar} P_x a} &= R_x - a \\ e^{-\frac{i}{\hbar} P_x a} R_y e^{\frac{i}{\hbar} P_x a} &= R_y \\ e^{-\frac{i}{\hbar} P_x a} R_z e^{\frac{i}{\hbar} P_x a} &= R_z \end{aligned}$$

This implies the following commutation relations¹⁰

$$[R_i, P_j] = i\hbar \delta_{ij} \quad (4.25)$$

¹⁰Note that in most textbooks this commutator is simply postulated. In our approach it is derived from the definition of \mathbf{P} as the generator of space translations.

(VI) Finally, we will assume that position is a true vector

$$[J_i, R_j] = i\hbar \sum_{k=1}^3 \epsilon_{ijk} R_k \quad (4.26)$$

4.3.2 Spin operator

Now we would like to make the following guess about the form of the spin operator¹¹

$$\mathbf{S} = \frac{\mathbf{W}}{Mc} - \frac{W_0 \mathbf{P}}{M(Mc^2 + H)} \quad (4.27)$$

$$= \frac{H\mathbf{J}}{Mc^2} - \frac{[\mathbf{P} \times \mathbf{K}]}{M} - \frac{\mathbf{P}(\mathbf{P} \cdot \mathbf{J})}{(H + Mc^2)M} \quad (4.28)$$

which is a pseudovector commuting with \mathbf{P} as required by the above conditions (I) and (III). Next we are going to verify that condition (II) is also valid for this operator. To calculate the commutators (4.23) between spin components we denote

$$F \equiv -\frac{1}{M(Mc^2 + H)} \quad (4.29)$$

use commutators (4.21) and (4.22), the equality

$$(\mathbf{P} \cdot \mathbf{W}) = \frac{1}{c} H(\mathbf{P} \cdot \mathbf{J}) = \frac{1}{c} HW_0 \quad (4.30)$$

and equation (D.17). Then

$$[S_x, S_y] = \left[FW_0 P_x + \frac{W_x}{Mc}, FW_0 P_y + \frac{W_y}{Mc} \right]$$

¹¹Note that operator \mathbf{S} has the mass operator M in the denominator, so expressions (4.27) and (4.28) have mathematical sense only for systems with a strictly positive mass spectrum.

$$\begin{aligned}
&= i\hbar \left(-\frac{FP_x[\mathbf{P} \times \mathbf{W}]_y}{Mc} + \frac{FP_y[\mathbf{P} \times \mathbf{W}]_x}{Mc} + \frac{HW_z - cW_0P_z}{M^2c^3} \right) \\
&= i\hbar \left(-\frac{F[\mathbf{P} \times [\mathbf{P} \times \mathbf{W}]]_z}{Mc} + \frac{HW_z - cW_0P_z}{M^2c^3} \right) \\
&= i\hbar \left(-\frac{F(P_z(\mathbf{P} \cdot \mathbf{W}) - W_zP^2)}{Mc} + \frac{HW_z - cW_0P_z}{M^2c^3} \right) \\
&= i\hbar \left(-\frac{F(P_zHW^0c^{-1} - W_zP^2)}{Mc} + \frac{HW_z - cW_0P_z}{M^2c^3} \right) \\
&= i\hbar W_z \left(\frac{P^2F}{Mc} + \frac{H}{M^2c^3} \right) + i\hbar P_z W^0 \left(-\frac{HF}{Mc^2} - \frac{1}{M^2c^2} \right)
\end{aligned}$$

For the expressions in parentheses we obtain

$$\begin{aligned}
\frac{P^2F}{Mc} + \frac{H}{M^2c^3} &= -\frac{P^2}{M^2c(Mc^2 + H)} + \frac{H}{M^2c^3} = \frac{H(Mc^2 + H) - P^2c^2}{M^2c^3(Mc^2 + H)} \\
&= \frac{H(Mc^2 + H) - (Mc^2 + H)(H - Mc^2)}{M^2c^3(Mc^2 + H)} = \frac{1}{Mc} \\
-\frac{HF}{Mc^2} - \frac{1}{M^2c^2} &= \frac{H}{M^2c^2(Mc^2 + H)} - \frac{1}{M^2c^2} \\
&= \frac{H - (Mc^2 + H)}{M^2c^2(Mc^2 + H)} = -\frac{1}{M(Mc^2 + H)} = F
\end{aligned}$$

Thus, property (4.23) follows

$$[S_x, S_y] = i\hbar \left(\frac{W_z}{Mc} + FW^0P_z \right) = i\hbar S_z$$

Let us now prove that spin squared \mathbf{S}^2 is a function of M^2 and Σ^2 , i.e., a Casimir operator

$$\begin{aligned}
\mathbf{S}^2 &= \left(\frac{\mathbf{W}}{Mc} + W_0\mathbf{P}F \right)^2 = \frac{W^2}{M^2c^2} + \frac{2W_0F(\mathbf{P} \cdot \mathbf{W})}{Mc} + W_0^2P^2F^2 \\
&= \frac{W^2}{M^2c^2} + W_0^2F \left(\frac{2H}{Mc^2} + P^2F \right) = \frac{W^2}{M^2c^2} + W_0^2F \frac{2H(Mc^2 + H) - P^2c^2}{Mc^2(Mc^2 + H)} \\
&= \frac{W^2}{M^2c^2} - W_0^2 \frac{H^2 + 2HMc^2 + M^2c^4}{M^2c^2(Mc^2 + H)^2} = \frac{W^2 - W_0^2}{M^2c^2}
\end{aligned}$$

$$= \frac{\Sigma^2}{M^2 c^2}$$

So far we guessed one particular form of the spin operator and verified that the required properties are satisfied. In subsection 4.3.6 we will demonstrate that this is the unique expression satisfying all conditions from subsection 4.3.1.

Sometimes it is convenient to use the operator of spin's projection on momentum $(\mathbf{S} \cdot \mathbf{P})/P$ that is called *helicity*. This operator is related to the 0-th component of the Pauli-Lubanski 4-vector

$$(\mathbf{P} \cdot \mathbf{S}) = \frac{(\mathbf{P} \cdot \mathbf{J})H}{Mc^2} - \frac{P^2(\mathbf{P} \cdot \mathbf{J})(H - Mc^2)}{P^2 Mc^2} = (\mathbf{P} \cdot \mathbf{J}) = W_0 \quad (4.31)$$

4.3.3 Position operator

Now we are going to switch to the derivation of the position operator. Here we will follow a route similar to that for \mathbf{S} : we will first guess the form of the operator \mathbf{R} and then in subsection 4.3.7 we will prove that this is the unique expression satisfying all requirements from subsection 4.3.1. Our guess for \mathbf{R} is the *Newton-Wigner position operator*¹² [Pry48, NW49, Ber65, Jor80, Can65]

$$\mathbf{R} = -\frac{c^2}{2}(H^{-1}\mathbf{K} + \mathbf{K}H^{-1}) - \frac{c^2[\mathbf{P} \times \mathbf{S}]}{H(Mc^2 + H)} \quad (4.32)$$

$$= -\frac{c^2}{H}\mathbf{K} - \frac{i\hbar c^2\mathbf{P}}{2H^2} - \frac{c[\mathbf{P} \times \mathbf{W}]}{MH(Mc^2 + H)} \quad (4.33)$$

which is a true vector having properties (V) and (VI), e.g.,

$$\begin{aligned} [R_x, P_x] &= -\frac{c^2}{2}[(H^{-1}K_x + K_x H^{-1}), P_x] = \frac{i\hbar}{2}(H^{-1}H + HH^{-1}) = i\hbar \\ [R_x, P_y] &= -\frac{c^2}{2}[(H^{-1}K_x + K_x H^{-1}), P_y] = 0 \end{aligned}$$

¹²Similarly to the operator of spin, the Newton-Wigner position operator is defined only for systems whose mass spectrum is strictly positive.

Let us now calculate¹³

$$\begin{aligned}
\mathbf{J} - [\mathbf{R} \times \mathbf{P}] &= \mathbf{J} + \frac{c^2}{H}[\mathbf{K} \times \mathbf{P}] + \frac{c^2[[\mathbf{P} \times \mathbf{S}] \times \mathbf{P}]}{H(Mc^2 + H)} \\
&= \mathbf{J} + \frac{c^2}{H}[\mathbf{K} \times \mathbf{P}] - \frac{c^2(\mathbf{P}(\mathbf{P} \cdot \mathbf{S}) - \mathbf{S}P^2)}{H(Mc^2 + H)} \\
&= \mathbf{J} + \frac{c^2}{H}[\mathbf{K} \times \mathbf{P}] - \frac{(c^2\mathbf{P}(\mathbf{P} \cdot \mathbf{S}) - \mathbf{S}(H - Mc^2)(H + Mc^2))}{H(Mc^2 + H)} \\
&= \mathbf{J} + \frac{c^2}{H}[\mathbf{K} \times \mathbf{P}] + \mathbf{S} - \frac{c^2\mathbf{P}(\mathbf{P} \cdot \mathbf{S})}{H(Mc^2 + H)} - \frac{Mc^2}{H}\mathbf{S} \\
&= \mathbf{J} + \frac{c^2}{H}[\mathbf{K} \times \mathbf{P}] + \mathbf{S} - \frac{c^2\mathbf{P}(\mathbf{P} \cdot \mathbf{S})}{H(Mc^2 + H)} - \mathbf{J} + \frac{c^2\mathbf{P}(\mathbf{P} \cdot \mathbf{J})}{H(Mc^2 + H)} + \frac{c^2}{H}[\mathbf{P} \times \mathbf{K}] \\
&= \mathbf{S}
\end{aligned}$$

Therefore, just as in classical physics, the total angular momentum is a sum of two parts: the *orbital angular momentum* $[\mathbf{R} \times \mathbf{P}]$ and the *intrinsic angular momentum* or spin \mathbf{S}

$$\mathbf{J} = [\mathbf{R} \times \mathbf{P}] + \mathbf{S}$$

Next we can check that condition (IV) is satisfied as well, e.g.,

$$\begin{aligned}
[S_x, R_y] &= [J_x - [\mathbf{R} \times \mathbf{P}]_x, R_y] = i\hbar R_z - [P_y R_z - P_z R_y, R_y] \\
&= i\hbar R_z - i\hbar R_z = 0
\end{aligned}$$

Theorem 4.1 *All components of the position operator commute with each other: $[R_i, R_j] = 0$.*

Proof. First, we calculate the commutator $[HR_x, HR_y]$ which is related to $[R_x, R_y]$ via formula¹⁴

¹³Note that $[K_x P_y - K_y P_x, H] = -i\hbar(P_x P_y - P_y P_x) = 0$, therefore $[\mathbf{K} \times \mathbf{P}]$ commutes with H , and operator $H^{-1}[\mathbf{K} \times \mathbf{P}]$ is Hermitian.

¹⁴here we used (E.11)

$$\begin{aligned}
[HR_x, HR_y] &= [HR_x, H]R_y + H[HR_x, R_y] \\
&= H[R_x, H]R_y + H[H, R_y]R_x + H^2[R_x, R_y] \\
&= i\hbar c^2(P_x R_y - R_y P_x) + H^2[R_x, R_y] \\
&= i\hbar c^2[\mathbf{P} \times \mathbf{R}]_z + H^2[R_x, R_y] \\
&= -i\hbar c^2 J_z + i\hbar c^2 S_z + H^2[R_x, R_y]
\end{aligned} \tag{4.34}$$

Using formula (4.33) for the position operator, we obtain

$$\begin{aligned}
&[HR_x, HR_y] \\
&= \left[-c^2 K_x - \frac{i\hbar c^2 P_x}{2H} + cF[\mathbf{P} \times \mathbf{W}]_x, -c^2 K_y - \frac{i\hbar c^2 P_y}{2H} + cF[\mathbf{P} \times \mathbf{W}]_y \right]
\end{aligned}$$

Non-zero contributions to this commutator are

$$[-c^2 K_x, -c^2 K_y] = c^4 [K_x, K_y] = -i\hbar c^2 J_z \tag{4.35}$$

$$\left[-\frac{i\hbar c^2 P_x}{2H}, -c^2 K_y \right] = -\frac{i\hbar c^2}{2} \left[K_y, \frac{P_x}{H} \right] = \frac{\hbar^2 c^4 P_y P_x}{2H^2} \tag{4.36}$$

$$\left[-c^2 K_x, -\frac{i\hbar c^2 P_y}{2H} \right] = -\frac{\hbar^2 c^4 P_y P_x}{2H^2} \tag{4.37}$$

$$\begin{aligned}
&[-c^2 K_x, cF[\mathbf{P} \times \mathbf{W}]_y] \\
&= \frac{c^3}{M} \left[K_x, \frac{P_z W_x - P_x W_z}{H + Mc^2} \right] \\
&= \frac{c^3}{M} \left(-\frac{P_z W_x - P_x W_z}{(H + Mc^2)^2} [K_x, H] + \frac{P_z [K_x, W_x]}{H + Mc^2} - \frac{[K_x, P_x] W_z}{H + Mc^2} \right) \\
&= i\hbar c^3 (MF^2(P_z W_x - P_x W_z)P_x + FP_z W_0 c^{-1} - FHW_z c^{-2})
\end{aligned}$$

$$\begin{aligned}
&[cF[\mathbf{P} \times \mathbf{W}]_x, -c^2 K_y] \\
&= -c^3 (-MF^2(P_y W_z - P_z W_y)[K_y, H] + FP_z [K_y, W_y] - F[K_y, P_y]W_z) \\
&= i\hbar c^3 (MF^2(P_y W_z - P_z W_y)P_y + FP_z W_0 c^{-1} - FHW_z c^{-2})
\end{aligned}$$

Adding together two last results and using (4.30) we obtain

$$\begin{aligned}
& [-c^2 K_x, cF[\mathbf{P} \times \mathbf{W}]_y] + [cF[\mathbf{P} \times \mathbf{W}]_x, -c^2 K_y] \\
&= i\hbar c^3 (MF^2[\mathbf{P} \times [\mathbf{P} \times \mathbf{W}]]_z + 2FP_z W_0 c^{-1} - 2FHW_z c^{-2}) \\
&= i\hbar c^3 (MF^2(P_z(\mathbf{P} \cdot \mathbf{W}) - W_z P^2) + 2FP_z W_0 c^{-1} - 2FHW_z c^{-2}) \\
&= i\hbar c^3 (MF^2(P_z HW_0 c^{-1} - W_z P^2) + 2FP_z W_0 c^{-1} - 2FHW_z c^{-2}) \\
&= i\hbar c^2 MF^2 P_z W_0 (H - 2(H + Mc^2)) + i\hbar c MF^2 W_z (- (H - Mc^2)(H + Mc^2) \\
&\quad + 2H(H + Mc^2)) \\
&= i\hbar c^3 P_z W_0 (Fc^{-1} - M^2 F^2 c) + \frac{i\hbar c W_z}{M} \tag{4.38}
\end{aligned}$$

One more commutator is

$$\begin{aligned}
& [cF[\mathbf{P} \times \mathbf{W}]_x, cF[\mathbf{P} \times \mathbf{W}]_y] \\
&= c^2 F^2 [P_y W_z - P_z W_y, P_z W_x - P_x W_z] \\
&= c^2 F^2 (P_z P_y [W_z, W_x] - P_z^2 [W_y, W_x] + P_x P_z [W_y, W_z]) \\
&= i\hbar c F^2 (P_z P_y (HW_y - cW_0 P_y) + P_z^2 (HW_z - cW_0 P_z) + P_x P_z (HW_x - cW_0 P_x)) \\
&= i\hbar c F^2 (-W_0 c P_z (P_x^2 + P_y^2 + P_z^2) + HP_z (P_x W_x + P_y W_y + P_z W_z)) \\
&= i\hbar c^2 F^2 (-W_0 P_z P^2 + H^2 P_z W_0 / c^2) \\
&= i\hbar F^2 W_0 (-P_z (H^2 - M^2 c^4) + H^2 P_z) \\
&= \frac{i\hbar c^4 W_0 P_z}{(H + Mc^2)^2} \tag{4.39}
\end{aligned}$$

Now we collect all terms (4.35) - (4.39) and finally calculate

$$\begin{aligned}
[HR_x, HR_y] &= -i\hbar c^2 J_z + i\hbar c^3 P_z W_0 (F - M^2 F^2 c) + \frac{i\hbar c W_z}{M} + i\hbar c^4 M^2 F^2 W_0 P_z \\
&= -i\hbar c^2 J_z + i\hbar c^2 \left(-\frac{P_z W_0}{M(H + Mc^2)} + \frac{W_z}{Mc} \right) = -i\hbar c^2 J_z + i\hbar c^2 S_z
\end{aligned}$$

Comparing this with equation (4.34) we obtain

$$H^2[R_x, R_y] = 0$$

Operator $H^2 = M^2c^4 + P^2c^2$ has no zero eigenvalues, because we have assumed that M is strictly positive. Thus we get the desired result

$$[R_x, R_y] = 0$$

■

4.3.4 Alternative set of basic operators

So far, our plan was to construct operators of observables from 10 basic generators $\{\mathbf{P}, \mathbf{J}, \mathbf{K}, H\}$. However, this set of operators is sometimes difficult to use in calculations due to rather complicated commutation relations in the Poincaré Lie algebra (3.52) - (3.58). For systems with a strictly positive spectrum of the mass operator, we may find it more convenient to use an alternative set of basic operators $\{\mathbf{P}, \mathbf{R}, \mathbf{S}, M\}$ whose commutation relations are much simpler

$$[\mathbf{P}, M] = [\mathbf{R}, M] = [\mathbf{S}, M] = [R_i, R_j] = [P_i, P_j] = 0 \quad (4.40)$$

$$[R_i, P_j] = i\hbar\delta_{ij}$$

$$[\mathbf{P}, \mathbf{S}] = [\mathbf{R}, \mathbf{S}] = 0$$

$$[S_i, S_j] = i\hbar \sum_{k=1}^3 \epsilon_{ijk} S_k \quad (4.41)$$

Summarizing our previous results, we can express operators in this set through generators of the Poincaré group¹⁵

$$\mathbf{R} = -\frac{c^2}{2}(H^{-1}\mathbf{K} + \mathbf{K}H^{-1}) - \frac{c[\mathbf{P} \times \mathbf{W}]}{MH(Mc^2 + H)} \quad (4.42)$$

$$\mathbf{S} = \mathbf{J} - [\mathbf{R} \times \mathbf{P}] \quad (4.43)$$

$$M = +\frac{1}{c^2}\sqrt{H^2 - P^2c^2} \quad (4.44)$$

Conversely, we can express generators of the Poincaré group $\{\mathbf{P}, \mathbf{K}, \mathbf{J}, H\}$ through operators $\{\mathbf{P}, \mathbf{R}, \mathbf{S}, M\}$. For the energy and angular momentum we obtain

¹⁵Operator \mathbf{P} is the same in both sets.

$$H = +\sqrt{M^2c^4 + P^2c^2} \quad (4.45)$$

$$\mathbf{J} = [\mathbf{R} \times \mathbf{P}] + \mathbf{S} \quad (4.46)$$

and the expression for the boost operator is

$$\begin{aligned} & -\frac{1}{2c^2}(\mathbf{R}H + H\mathbf{R}) - \frac{[\mathbf{P} \times \mathbf{S}]}{Mc^2 + H} \\ = & -\frac{1}{2} \left(-\frac{1}{2}(H^{-1}\mathbf{K}H + \mathbf{K}) - \frac{[\mathbf{P} \times \mathbf{S}]}{Mc^2 + H} \right) \\ & -\frac{1}{2} \left(-\frac{1}{2}(\mathbf{K} + H\mathbf{K}H^{-1}) - \frac{[\mathbf{P} \times \mathbf{S}]}{Mc^2 + H} \right) - \frac{[\mathbf{P} \times \mathbf{S}]}{Mc^2 + H} \\ = & \frac{1}{4}(H^{-1}\mathbf{K}H + \mathbf{K} + \mathbf{K} + H\mathbf{K}H^{-1}) \\ = & \mathbf{K} - \frac{i\hbar}{4}(H^{-1}\mathbf{P} - \mathbf{P}H^{-1}) \\ = & \mathbf{K} \end{aligned} \quad (4.47)$$

These two sets provide equivalent descriptions of Poincaré invariant theories. Any function of operators from the set $\{\mathbf{P}, \mathbf{J}, \mathbf{K}, H\}$ can be expressed as a function of operators from the set $\{\mathbf{P}, \mathbf{R}, \mathbf{S}, M\}$, and *vice versa*. We will use this property in subsections 4.3.5, 6.3.2, and 7.2.2.

4.3.5 Canonical form and “power” of operators

In this subsection, we would like to mention some mathematical facts which will be helpful in further work. When performing calculations with functions of Poincaré generators, we meet a problem that the same operator can be expressed in many equivalent functional forms. For example, according to (3.58) $K_x H$ and $H K_x - i\hbar P_x$ are two forms of the same operator. To solve this non-uniqueness problem, we will agree to write operator factors always in the *canonical form*, i.e., from left to right in the following order:¹⁶

¹⁶Since $H, P_x, P_y,$ and P_z commute with each other, the part of the operator depending on these factors can be written as an ordinary function of commuting arguments $C(P_x, P_y, P_z, H)$, whose order is irrelevant.

$$C(P_x, P_y, P_z, H), J_x, J_y, J_z, K_x, K_y, K_z \quad (4.48)$$

Consider, for example, the non-canonical product $K_y P_y J_x$. To bring it to the canonical form, we first move factor P_y to the leftmost position using (3.57)

$$K_y P_y J_x = P_y K_y J_x + [K_y, P_y] J_x = P_y K_y J_x - \frac{i\hbar}{c^2} H J_x$$

The second term on the right hand side is already in the canonical form, but the first term is not. We need to switch factors J_x and K_y there:

$$\begin{aligned} K_y P_y J_x &= P_y J_x K_y + P_y [K_y, J_x] - \frac{i\hbar}{c^2} H J_x \\ &= P_y J_x K_y - i\hbar P_y K_z - \frac{i\hbar}{c^2} H J_x \end{aligned} \quad (4.49)$$

Now all terms in (4.49) are in the canonical form.

The procedure for bringing a general operator to the canonical form is not more difficult than in the above example. If we call the original operator the *primary term*, then this procedure can be formalized as the following sequence of steps: First we transform the primary term itself to the canonical form. We do that by switching the order of pairs of neighboring factors if they occur in the “wrong” order. Let us call them the “left factor” L and the “right factor” R . If R happens to commute with L , then such a change has no other effect. If R does not commute with L , then the result of the switch is $LR \rightarrow RL + [L, R]$. This means that apart from switching $L \leftrightarrow R$ we must also add another *secondary term* to the original expression. The secondary term is obtained from the primary term by replacing the product LR with the commutator $[L, R]$.¹⁷ At the end of the first step we have all factors in the primary term in the canonical order. If during this process all commutators $[L, R]$ were zero, then we are done. If there were nonzero commutators, then we have a number of additional secondary terms. In the general case, these terms are not yet in the canonical form, and the above procedure should be repeated for them resulting in *tertiary*, etc. terms until all terms are in the canonical order.

¹⁷The second and third terms on the right hand side of (4.49) are secondary.

Then, for each operator there is a unique representation as a sum of terms in the canonical form

$$F = C^{00} + \sum_{i=1}^3 C_i^{10} J_i + \sum_{i=1}^3 C_i^{01} K_i + \sum_{i,j=1}^3 C_{ij}^{11} J_i K_j + \sum_{i,j=1;i \leq j}^3 C_{ij}^{02} K_i K_j + \dots \quad (4.50)$$

where $C^{\alpha\beta} = C^{\alpha\beta}(P_x, P_y, P_z, H)$ are functions of translation generators.

We will also find useful the notion of *power* of terms in (4.50). We will denote $pow(A)$ the number of factors J and/or K in the term A . For example, the first term on the right hand side of (4.50) has power 0. The second and third terms have power 1, etc. The power of a general operator (4.50) is defined as the maximum power among terms in F . For operators considered earlier in this chapter, we have

$$\begin{aligned} pow(H) &= pow(\mathbf{P}) = pow(\mathbf{V}) = 0 \\ pow(W^0) &= pow(\mathbf{W}) = pow(\mathbf{S}) = pow(\mathbf{R}) = 1 \end{aligned}$$

Lemma 4.2 *If L and R are operators from the list (4.48) and $[L, R] \neq 0$, then*

$$pow([L, R]) = pow(L) + pow(R) - 1 \quad (4.51)$$

Proof. The commutator $[L, R]$ is non-zero in two cases.

1. $pow(L) = 1$ and $pow(R) = 0$ (or, equivalently, $pow(L) = 0$ and $pow(R) = 1$). From commutation relations (3.52), (3.55), (3.57), and (3.58), it follows that non-vanishing commutators between Lorentz generators and translation generators are functions of translation generators, i.e., have zero power. The same is true for commutators between Lorentz generators and arbitrary functions of translation generators $C(P_x, P_y, P_z, H)$.

2. If $pow(L) = 1$ and $pow(R) = 1$, then $pow([L, R]) = 1$ follows directly from commutators (3.53), (3.54) and (3.56). ■

One can easily see that (4.51) holds for more complex operators as well. For example, if C and D are two functions of P_x, P_y, P_z, H , then using (E.11) and $[C, D] = 0$ we obtain

$$[CJ_x, DJ_y] = [CJ_x, D]J_y + D[CJ_x, J_y] = C[J_x, D]J_y + DC[J_x, J_y] + DJ_x[C, J_y]$$

The power of the right hand side is 1, in agreement with (4.51). Similarly, one can see that $\text{pow}([CL, DR]) = 1$ if L and R are any non-commuting components of \mathbf{J} or \mathbf{K} . This proves formula (4.51) for all operators L and R having power 0 or 1. Let us now try to extend this result to general operators.

The primary term for the product of two terms AB has exactly the same number of Lorentz generators as the original operator, i.e., $\text{pow}(A) + \text{pow}(B)$.

Lemma 4.3 *For two terms A and B , either secondary term in the product AB is zero or its power is equal to $\text{pow}(A) + \text{pow}(B) - 1$.*

Proof. Each secondary term results from replacing a product of two generators LR in the primary term with their commutator $[L, R]$. According to Lemma 4.2, if $[L, R] \neq 0$ such a replacement decreases the power of the term by one unit. ■

The powers of tertiary and higher order terms are less than the power of secondary terms. Therefore, for any product AB its power is determined by the primary term only

$$\text{pow}(AB) = \text{pow}(BA) = \text{pow}(A) + \text{pow}(B)$$

This implies

Theorem 4.4¹⁸ *For two non-commuting terms A and B*

$$\text{pow}([A, B]) = \text{pow}(A) + \text{pow}(B) - 1$$

¹⁸This theorem was used by Berg in ref. [Ber65].

Proof. In the commutator $AB - BA$, the primary term of AB cancels out the primary term of BA . If $[A, B] \neq 0$, then the secondary terms do not cancel. Therefore, there is at least one non-zero secondary term whose power is $pow(A) + pow(B) - 1$ according to Lemma 4.3. ■

Having at our disposal basic operators \mathbf{P} , \mathbf{R} , \mathbf{S} , and M we can form a number of Hermitian scalars, vectors, and tensors, which are classified in table 4.1 according to their true/pseudo character and power:

Table 4.1: Scalar, vector, and tensor functions of basic operators

	power 0	power 1	power 2
True scalar	$P^2; M$	$\mathbf{P} \cdot \mathbf{R} + \mathbf{R} \cdot \mathbf{P}$	$R^2; S^2$
Pseudoscalar		$\mathbf{P} \cdot \mathbf{S}$	$\mathbf{R} \cdot \mathbf{S}$
True vector	\mathbf{P}	$\mathbf{R}; [\mathbf{P} \times \mathbf{S}]$	$[\mathbf{R} \times \mathbf{S}]$
Pseudovector		$\mathbf{S}; [\mathbf{P} \times \mathbf{R}]$	
True tensor	$P_i P_j$	$\sum_{k=1}^3 \epsilon_{ijk} S_k; P_i R_j + R_j P_i$	$S_i S_j + S_j S_i; R_i R_j$
Pseudotensor	$\sum_{k=1}^3 \epsilon_{ijk} P_k$	$\sum_{k=1}^3 \epsilon_{ijk} R_k; P_i S_j$	$R_i S_j$

4.3.6 Uniqueness of the spin operator

Let us now prove that (4.27) is the unique spin operator satisfying conditions (I) - (IV) from subsection 4.3.1. Suppose that there is another spin operator \mathbf{S}' satisfying the same conditions. Denoting the power of the spin components by $p = pow(S'_x) = pow(S'_y) = pow(S'_z)$ we obtain from (4.23) and Theorem 4.4

$$\begin{aligned} pow([S'_x, S'_y]) &= pow(S'_z) \\ 2p - 1 &= p \end{aligned}$$

Therefore, the components of \mathbf{S}' must have power 1. The most general form of a pseudovector operator having power 1 can be deduced from Table 4.1

$$\mathbf{S}' = b(M, P^2)\mathbf{S} + f(M, P^2)[\mathbf{P} \times \mathbf{R}] + e(M, P^2)(\mathbf{S} \cdot \mathbf{P})\mathbf{P}$$

where b , f , and e are arbitrary real functions.¹⁹ From condition (III) we obtain $f(M, P^2) = 0$. Comparing commutator²⁰

$$\begin{aligned}
[S'_x, S'_y] &= [bS_x + e(\mathbf{S} \cdot \mathbf{P})P_x, bS_y + e(\mathbf{S} \cdot \mathbf{P})P_y] \\
&= b^2[S_x, S_y] - i\hbar ebP_x[\mathbf{S} \times \mathbf{P}]_y + i\hbar ebP_y[\mathbf{S} \times \mathbf{P}]_x \\
&= i\hbar b^2 S_z - i\hbar eb(\mathbf{P} \times [\mathbf{S} \times \mathbf{P}])_z \\
&= i\hbar(b^2 S_z - ebP^2 S_z + eb(\mathbf{S} \cdot \mathbf{P})P_z)
\end{aligned}$$

with the requirement (II)

$$[S'_x, S'_y] = i\hbar S'_z = i\hbar(bS_z + e(\mathbf{S} \cdot \mathbf{P})P_z)$$

we obtain the system of equations

$$\begin{aligned}
b^2 - ebP^2 &= b \\
eb &= e
\end{aligned}$$

whose non-trivial solution is $b = 1$ and $e = 0$. Therefore, the spin operator is unique $\mathbf{S}' = \mathbf{S}$.

4.3.7 Uniqueness of the position operator

Assume that in addition to the Newton-Wigner position operator \mathbf{R} there is another position operator \mathbf{R}' satisfying all properties (IV) - (VI). Then it follows from condition (V) that \mathbf{R}' has power 1. The most general true vector with this property is

$$\mathbf{R}' = a(P^2, M)\mathbf{R} + d(P^2, M)[\mathbf{S} \times \mathbf{P}] + g(P^2, M)\mathbf{P}$$

where a , d , and g are arbitrary real functions. From condition (IV) it follows, for example, that

$$0 = [R'_x, S_y] = d(P^2, M)[S_y P_z - S_z P_y, S_y] = i\hbar d(P^2, M)P_y S_x$$

¹⁹These functions depend on scalars P^2 and M in order to satisfy condition (I).

²⁰Here we used equation $[\mathbf{S}, (\mathbf{S} \cdot \mathbf{P})] = i\hbar[\mathbf{S} \times \mathbf{P}]$.

which implies that $d(P^2, M) = 0$. From (V) we obtain

$$i\hbar = [R'_x, P_x] = a(P^2, M)[R_x, P_x] = i\hbar a(P^2, M)$$

and $a(P^2, M) = 1$. Therefore the most general form of the position operator is

$$\mathbf{R}' = \mathbf{R} + g(P^2, M)\mathbf{P} \quad (4.52)$$

In Theorem 17.1 we will consider boost transformations for times and positions of events in non-interacting systems of particles. If the term $g(P^2, M)\mathbf{P}$ in (4.52) were non-zero, we would not get an agreement with Lorentz transformations known from Einstein's special relativity.²¹ Therefore, we will assume that the factor $g(P^2, M)$ vanishes and $\mathbf{R}' = \mathbf{R}$. So, from now on, we will use the Newton-Wigner operator \mathbf{R} as the representative of the position observable.

It follows from commutator (4.25) that

$$[R_x, P_x^n] = i\hbar n P_x^{n-1} \quad (4.53)$$

so for any function $f(P_x)$

$$[R_x, f(P_x)] = i\hbar \frac{\partial f(P_x)}{\partial P_x} \quad (4.54)$$

For example,

$$\begin{aligned} [\mathbf{R}, H] &= [\mathbf{R}, \sqrt{P^2 c^2 + M^2 c^4}] = i\hbar \frac{\partial \sqrt{P^2 c^2 + M^2 c^4}}{\partial \mathbf{P}} \\ &= \frac{i\hbar \mathbf{P} c^2}{\sqrt{P^2 c^2 + M^2 c^4}} = i\hbar \frac{\mathbf{P} c^2}{H} = i\hbar \mathbf{V} \end{aligned}$$

where \mathbf{V} is the velocity operator (4.5). Therefore, as expected, for an observer shifted in time by the amount t , the position of the physical system appears shifted by $\mathbf{V}t$:

²¹see (17.5) - (17.8) and Appendix I.2

$$\mathbf{R}(t) = \exp\left(\frac{i}{\hbar}Ht\right) \mathbf{R} \exp\left(-\frac{i}{\hbar}Ht\right) \quad (4.55)$$

$$= \mathbf{R} + \frac{i}{\hbar}[H, \mathbf{R}]t = \mathbf{R} + \mathbf{V}t \quad (4.56)$$

Thus the center of mass \mathbf{R} of any isolated physical system moves with constant velocity \mathbf{V} , as expected. This result is independent on the internal composition of the system and on interactions between its different parts.

4.3.8 Boost transformations of the position operator

Let us now find how the vector of position (4.32) transforms with respect to boosts, i.e., we are looking for the connection between position observables in two inertial reference frame moving with respect to each other. For simplicity, we consider a massive system without spin, so that the center-of-mass position in the reference frame at rest O can be written as

$$\mathbf{R} = -\frac{c^2}{2}(\mathbf{K}H^{-1} + H^{-1}\mathbf{K}) \quad (4.57)$$

First, we need to determine boost transformations of the boost operator itself. For example, the transformation of the component K_y with respect to the boost along the x -axis is obtained by using equations (E.13), (3.54), and (3.56)

$$\begin{aligned} & K_y(\theta) \\ = & e^{-\frac{ic}{\hbar}K_x\theta} K_y e^{\frac{ic}{\hbar}K_x\theta} \\ = & K_y - \frac{ic\theta}{\hbar}[K_x, K_y] - \frac{c^2\theta^2}{2!\hbar^2}[K_x, [K_x, K_y]] + \frac{ic^3\theta^3}{3!\hbar^3}[K_x, [K_x, [K_x, K_y]]] + \dots \\ = & K_y - \frac{\theta}{c}J_z + \frac{\theta^2}{2!}K_y - \frac{\theta^3}{3!c}J_z \dots = K_y \cosh \theta - \frac{1}{c}J_z \sinh \theta \end{aligned}$$

Then the y -component of position in the reference frame O' moving along the x -axis is²²

²²Here we used (4.4).

$$\begin{aligned}
R_y(\theta) &= e^{-\frac{ic}{\hbar}K_x\theta}R_ye^{\frac{ic}{\hbar}K_x\theta} = -\frac{c^2}{2}e^{-\frac{ic}{\hbar}K_x\theta}(K_yH^{-1} + H^{-1}K_y)e^{\frac{ic}{\hbar}K_x\theta} \\
&= -\frac{c^2}{2}(K_y \cosh \theta - \frac{J_z}{c} \sinh \theta)(H \cosh \theta - cP_x \sinh \theta)^{-1} \\
&\quad -\frac{c^2}{2}(H \cosh \theta - cP_x \sinh \theta)^{-1}(K_y \cosh \theta - \frac{J_z}{c} \sinh \theta) \quad (4.58)
\end{aligned}$$

Similarly, for the x - and z -components

$$\begin{aligned}
R_x(\theta) &= -\frac{c^2}{2}K_x(H \cosh \theta - cP_x \sinh \theta)^{-1} \\
&\quad -\frac{c^2}{2}(H \cosh \theta - cP_x \sinh \theta)^{-1}K_x \quad (4.59)
\end{aligned}$$

$$\begin{aligned}
R_z(\theta) &= -\frac{c^2}{2}(K_z \cosh \theta + \frac{J_y}{c} \sinh \theta)(H \cosh \theta - cP_x \sinh \theta)^{-1} \\
&\quad -\frac{c^2}{2}(H \cosh \theta - cP_x \sinh \theta)^{-1}(K_z \cosh \theta + \frac{J_y}{c} \sinh \theta) \quad (4.60)
\end{aligned}$$

These transformations do not resemble usual Lorentz formulas from special relativity.²³ This is not surprising, because the Newton-Wigner position operator does not constitute a 3-vector component of any 4-vector quantity.²⁴

Furthermore, we can find the time dependence of the position operator in the moving reference frame O' . We use label t' to indicate the time measured in the reference frame O' by its own clock and notice that the time translation generator H' in O' is different from that in O

$$H' = e^{-\frac{i}{\hbar}K_x c\theta} H e^{\frac{i}{\hbar}K_x c\theta} \quad (4.61)$$

Then we obtain

²³See also ref. [MM97] and equations (17.22) - (17.24), which are classical ($\hbar \rightarrow 0$) limits of (4.58) - (4.60).

²⁴In our formalism, there is no “time operator” which could serve as a 4th component of such a 4-vector. The difference between special relativity and our approach to space and time will be discussed in chapter 17.

$$\begin{aligned}
\mathbf{R}(\theta, t') &= e^{\frac{i}{\hbar}H't'} \mathbf{R}(\theta) e^{-\frac{i}{\hbar}H't'} = e^{\frac{i}{\hbar}H't'} e^{-\frac{ic}{\hbar}K_x\theta} \mathbf{R} e^{\frac{ic}{\hbar}K_x\theta} e^{-\frac{i}{\hbar}H't'} \\
&= \left(e^{-\frac{ic}{\hbar}K_x\theta} e^{\frac{i}{\hbar}H't'} e^{\frac{ic}{\hbar}K_x\theta} \right) e^{-\frac{ic}{\hbar}K_x\theta} \mathbf{R} e^{\frac{ic}{\hbar}K_x\theta} \left(e^{-\frac{ic}{\hbar}K_x\theta} e^{-\frac{i}{\hbar}H't'} e^{\frac{ic}{\hbar}K_x\theta} \right) \\
&= e^{-\frac{ic}{\hbar}K_x\theta} e^{\frac{i}{\hbar}H't'} \mathbf{R} e^{-\frac{i}{\hbar}H't'} e^{\frac{ic}{\hbar}K_x\theta} = e^{-\frac{ic}{\hbar}K_x\theta} (\mathbf{R} + \mathbf{V}t') e^{\frac{ic}{\hbar}K_x\theta} \\
&= \mathbf{R}(\theta) + \mathbf{V}(\theta)t' \tag{4.62}
\end{aligned}$$

where velocity $\mathbf{V}(\theta)$ in the reference frame O' is given by equations (4.6) - (4.8). As expected, this time evolution in the moving frame can be obtained by a boost transformation from the trajectory (4.56) in the rest frame.

Chapter 5

SINGLE PARTICLES

The electron is as inexhaustible as the atom...

V. I. Lenin

Our discussion in the preceding chapter could be universally applied to any isolated physical system, be it an electron or the Solar System. We have not specified how the system was put together, and we considered only total observables pertinent to the system as a whole. The results we obtained are not surprising: the total energy, momentum, and angular momentum of our system are conserved, and the center of mass is moving with a constant speed along a straight line (4.56). Although the time evolutions of these total observables are rather uneventful, the internal structure of complex (compound) physical systems may undergo dramatic changes due to collisions, reactions, decays, etc. The description of such transformations is the most interesting and challenging part of physics. To address such problems, we need to understand how complex physical systems are put together. The central idea of this book is that all material objects are composed of *elementary particles* i.e., localizable and countable systems lacking internal structure.¹ In this chapter we will study these most fundamental ingredients of nature.

In subsection 3.2.4 we have established that the Hilbert space of any physical system carries a unitary representation of the Poincaré group. Any

¹This is in contrast to the wide-spread belief that the fundamental ingredients of nature are continuous fields. See discussion in section 17.4.

such representation can be decomposed into a direct sum of irreducible representations.² Elementary particles are defined as physical systems for which this sum has only one summand. Therefore, by definition, the Hilbert space of a stable elementary particle carries an *irreducible* unitary representation of the Poincaré group. So, in a sense, elementary particles have simplest non-decomposable spaces of states. The classification of irreducible representations of the Poincaré group and their Hilbert spaces was given by Wigner [Wig39]. From Schur's first Lemma (Lemma H.1) we know that in any irreducible unitary representation of the Poincaré group, the two Casimir operators M and \mathbf{S}^2 act as multiplication by a constant. So, all different irreducible representations and, therefore, all elementary particles, can be classified according to the values of these two constants - the mass and the spin squared. Of course, there are many other parameters describing elementary particles, such as charge, magnetic moment, strangeness, etc. But all of them are related to the manner in which particles participate in interactions. In the world where all interactions are "turned off," particles have just two intrinsic properties - mass and spin.

There are only six known stable elementary particles for which the classification by mass and spin applies (see Table 5.1). Some reservations should be made about this statement. First, for each particle in the table (except photons) there is a corresponding antiparticle having the same mass and spin but opposite values of the electric, baryon, and lepton charges.³ So, if we also count antiparticles, there are eleven different stable particle species. Second, there are many more particles, like *muons*, *pions*, *neutrons*, etc., which are usually called elementary but all of them are unstable and eventually decay into particles shown in Table 5.1. This does not mean that unstable particles are "made of" stable particles or that they are less elementary. Simply, the stable particles shown in the table have the lowest masses and there are no lighter species to which they could decay without violating conservation laws. Third, we do not list in Table 5.1 *quarks*, *gluons*, *gravitons*, and other particles predicted theoretically, but never directly observed in experiment. Fourth, strictly speaking, the photon is not a true elementary particle as it is not described by an irreducible representation of the Poincaré group. We will see in subsection 5.3.3 that the photon is described by a *reducible* representation of the Poincaré group which is a direct sum of two irreducible

²See Appendix H.1.

³see subsection 8.2.1 for conservation laws associated with the charges

representations with helicities $+\hbar$ and $-\hbar$. Fifth, neutrinos are not truly stable elementary particles. According to recent experiments, three flavors of neutrinos are oscillating between each other over time. Finally, it may be true that protons are not elementary particles as well. They are usually regarded as being composed of quarks. This leaves us with just two truly stable, elementary, and directly observable particles, which are the electron and the positron.

Table 5.1: Properties of stable elementary particles

Particle	Mass	Spin/helicity
Electron	$0.511 \text{ MeV}/c^2$	$\hbar/2$
Proton	$938.3 \text{ MeV}/c^2$	$\hbar/2$
Electron neutrino	$< 1 \text{ eV}/c^2$	$\hbar/2$
Muon neutrino	$< 1 \text{ eV}/c^2$	$\hbar/2$
Tau neutrino	$< 1 \text{ eV}/c^2$	$\hbar/2$
Photon	0	$\pm\hbar$

In the following we will denote m the eigenvalue of the mass operator in the Hilbert space of elementary particle and consider separately two cases: massive particles ($m > 0$) and massless particles ($m = 0$).⁴

5.1 Massive particles

5.1.1 Irreducible representations of the Poincaré group

The Hilbert space \mathcal{H} of a massive elementary particle carries an unitary irreducible representation U_g of the Poincaré group characterized by a single positive eigenvalue m of the mass operator M . As discussed in subsection 4.3.3, the position operator \mathbf{R} is well-defined in this case. Components of the position and momentum operators satisfy commutation relations of the 6-dimensional *Heisenberg Lie algebra*⁵

$$[P_i, P_j] = [R_i, R_j] = 0$$

⁴Wigner's classification also permits irreducible representations with negative and imaginary values of m , but there is no evidence that such particles exist in nature. We skip their discussion in this book.

⁵see equations (3.55), (4.25) and Theorem 4.1

$$[R_i, P_j] = i\hbar\delta_{ij}$$

Then, according to the Stone-von Neumann theorem H.3, each component $P_x, P_y, P_z, R_x, R_y, R_z$ has continuous spectrum occupying entire real axis \mathbb{R} . The components of the momentum operator P_x, P_y, P_z commute with each other. So, the spectrum of the vector operator \mathbf{P} is the 3-dimensional linear space \mathbb{R}^3 .⁶ Thus, there exists a decomposition of unity associated with the spectrum of \mathbf{P} and the Hilbert space \mathcal{H} can be represented as a direct sum of corresponding eigensubspaces $\mathcal{H}_{\mathbf{p}}$ of \mathbf{P}

$$\mathcal{H} = \bigoplus_{\mathbf{p} \in \mathbb{R}^3} \mathcal{H}_{\mathbf{p}}$$

This implies that the 1-particle Hilbert space \mathcal{H} is infinite-dimensional. It can be said that the number of mutually orthogonal basis vectors in this space is no less than the “number of distinct points in the infinite 3D space \mathbb{R}^3 ”, i.e., uncountable.

Let us first focus on the subspace $\mathcal{H}_{\mathbf{0}}$ with zero momentum. This subspace is invariant with respect to rotations, because for any vector $|\mathbf{0}\rangle$ from this subspace the result of rotation $e^{-\frac{i}{\hbar}\mathbf{J}\vec{\phi}}|\mathbf{0}\rangle$ belongs to $\mathcal{H}_{\mathbf{0}}$ ⁷

$$\begin{aligned} \mathbf{P}e^{-\frac{i}{\hbar}\mathbf{J}\vec{\phi}}|\mathbf{0}\rangle &= e^{-\frac{i}{\hbar}\mathbf{J}\vec{\phi}}e^{\frac{i}{\hbar}\mathbf{J}\vec{\phi}}\mathbf{P}e^{-\frac{i}{\hbar}\mathbf{J}\vec{\phi}}|\mathbf{0}\rangle \\ &= e^{-\frac{i}{\hbar}\mathbf{J}\vec{\phi}} \left(\left(\mathbf{P} \cdot \frac{\vec{\phi}}{\phi} \right) \frac{\vec{\phi}}{\phi} (1 - \cos \phi) + \mathbf{P} \cos \phi - \left[\mathbf{P} \times \frac{\vec{\phi}}{\phi} \right] \sin \phi \right) |\mathbf{0}\rangle \\ &= \mathbf{0} \end{aligned} \tag{5.1}$$

This means that representation of the rotation subgroup defined in the full Hilbert space \mathcal{H} induces a unitary representation V_g of this subgroup in $\mathcal{H}_{\mathbf{0}}$.

The generators of rotations are, of course, represented by the angular momentum vector \mathbf{J} in \mathcal{H} . However, in the subspace $\mathcal{H}_{\mathbf{0}}$, they can be equivalently represented by the vector of spin \mathbf{S} , because

$$S_z|\mathbf{0}\rangle = J_z|\mathbf{0}\rangle - [\mathbf{R} \times \mathbf{P}]_z|\mathbf{0}\rangle = J_z|\mathbf{0}\rangle - (R_x P_y - R_y P_x)|\mathbf{0}\rangle = J_z|\mathbf{0}\rangle$$

⁶The same is true for the spectrum of the position operator \mathbf{R} .

⁷Here we used equation (4.2).

We will show later that the representation of the full Poincaré group is irreducible if and only if the representation V_g of the rotation group in \mathcal{H}_0 is irreducible. So, we will be interested only in such irreducible representations V_g . The classification of unitary irreducible representations of the rotation group (single- and double-valued)⁸ depends on one integer or half-integer parameter s that we will identify with particle's *spin*. The trivial one-dimensional representation is characterized by spin zero ($s = 0$) and corresponds to a *spinless* particle. The two-dimensional representation corresponds to particles with spin one-half ($s = 1/2$). The 3-dimensional representation corresponds to particles with spin one ($s = 1$), etc. Correspondingly, the dimension of the zero-momentum subspace \mathcal{H}_0 will be 1, 2, 3, ...

It is customary to choose a basis of eigenvectors of S_z in \mathcal{H}_0 and denote these vectors by $|\mathbf{0}, \sigma\rangle$, i.e.,

$$\begin{aligned}\mathbf{P}|\mathbf{0}, \sigma\rangle &= 0 \\ H|\mathbf{0}, \sigma\rangle &= mc^2|\mathbf{0}, \sigma\rangle \\ M|\mathbf{0}, \sigma\rangle &= m|\mathbf{0}, \sigma\rangle \\ S^2|\mathbf{0}, \sigma\rangle &= \hbar^2 s(s+1)|\mathbf{0}, \sigma\rangle \\ S_z|\mathbf{0}, \sigma\rangle &= \hbar\sigma|\mathbf{0}, \sigma\rangle\end{aligned}$$

where $\sigma = -s, -s+1, \dots, s-1, s$. The action of a rotation on these basis vectors is

$$e^{-\frac{i}{\hbar}\mathbf{J}\vec{\phi}}|\mathbf{0}, \sigma\rangle = e^{-\frac{i}{\hbar}\mathbf{S}\vec{\phi}}|\mathbf{0}, \sigma\rangle = \sum_{\sigma'=-s}^s D_{\sigma'\sigma}^s(\vec{\phi})|\mathbf{0}, \sigma'\rangle \quad (5.2)$$

where D^s are $(2s+1) \times (2s+1)$ matrices of the representation V_g . This definition implies that⁹

$$\sum_{\sigma'=-s}^s D_{\sigma'\sigma}^s(\vec{\phi}_1\vec{\phi}_2)|\mathbf{0}, \sigma'\rangle$$

⁸see Appendix H.5

⁹Here $\vec{\phi}_1\vec{\phi}_2$ denotes the composition of two rotations parameterized by vectors $\vec{\phi}_1$ and $\vec{\phi}_2$, respectively.

$$\begin{aligned}
&= e^{-\frac{i}{\hbar}\mathbf{J}\vec{\phi}_1}e^{-\frac{i}{\hbar}\mathbf{J}\vec{\phi}_2}|\mathbf{0},\sigma\rangle = e^{-\frac{i}{\hbar}\mathbf{J}\vec{\phi}_1}\sum_{\sigma''=-s}^s D_{\sigma''\sigma}^s(\vec{\phi}_2)|\mathbf{0},\sigma''\rangle \\
&= \sum_{\sigma'=-s}^s \left(\sum_{\sigma''=-s}^s D_{\sigma'\sigma''}^s(\vec{\phi}_1)D_{\sigma''\sigma}^s(\vec{\phi}_2) \right) |\mathbf{0},\sigma'\rangle
\end{aligned}$$

and

$$D_{\sigma'\sigma}^s(\vec{\phi}_1\vec{\phi}_2) = \sum_{\sigma''=-s}^s D_{\sigma'\sigma''}^s(\vec{\phi}_1)D_{\sigma''\sigma}^s(\vec{\phi}_2)$$

which means that matrices D^s furnish a representation of the rotation group.

5.1.2 Momentum-spin basis

In the preceding subsection we constructed basis vectors $|\mathbf{0},\sigma\rangle$ in the subspace \mathcal{H}_0 . We also need basis vectors $|\mathbf{p},\sigma\rangle$ in other subspaces $\mathcal{H}_\mathbf{p}$ with $\mathbf{p} \neq \mathbf{0}$. We will build basis $|\mathbf{p},\sigma\rangle$ by propagating state vectors $|\mathbf{0},\sigma\rangle$ to other points in the 3D momentum space using pure boost transformations.¹⁰ The unique pure boost, which transforms momentum $\mathbf{0}$ to \mathbf{p} , will be denoted by $\lambda_\mathbf{p}$.¹¹ The corresponding unitary operator in the Hilbert space is¹²

$$U(\lambda_\mathbf{p}; \mathbf{0}, 0) \equiv e^{-\frac{ic}{\hbar}\mathbf{K}\vec{\theta}_\mathbf{p}} \quad (5.3)$$

where

$$\vec{\theta}_\mathbf{p} = \frac{\mathbf{p}}{p} \sinh^{-1} \frac{p}{mc} \quad (5.4)$$

Therefore we can write

¹⁰Of course, this choice is rather arbitrary. A different choice of transformations connecting momenta $\mathbf{0}$ and \mathbf{p} (e.g., boosts coupled with rotations) would result in a different but equivalent basis set. However, once the basis set has been fixed, all formulas should be written with respect to it.

¹¹see Fig. 5.1

¹²for this notation see (3.60)

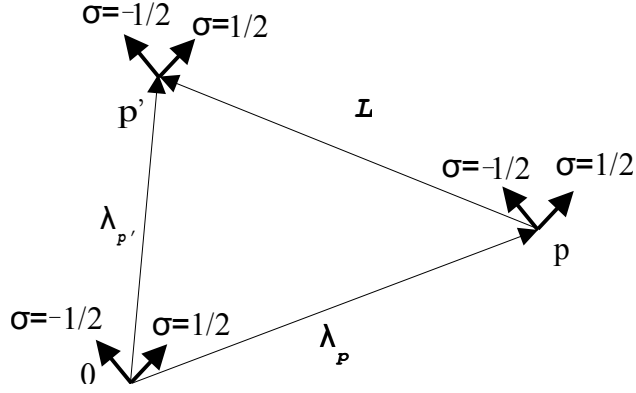


Figure 5.1: Construction of the momentum-spin basis for a spin one-half particle. Spin eigenvectors (with eigenvalues $\sigma = -1/2, 1/2$) at zero momentum are propagated to non-zero momenta \mathbf{p} and \mathbf{p}' by using pure boosts $\lambda_{\mathbf{p}}$ and $\lambda_{\mathbf{p}'}$, respectively. As discussed in subsection 5.1.3, there is a unique pure boost L which connects momenta \mathbf{p} and \mathbf{p}' .

$$|\mathbf{p}, \sigma\rangle = N(\mathbf{p})U(\lambda_{\mathbf{p}}; \mathbf{0}, 0)|0, \sigma\rangle = N(\mathbf{p})e^{-\frac{ic}{\hbar}\mathbf{K}\vec{\theta}_{\mathbf{p}}}|0, \sigma\rangle \quad (5.5)$$

where $N(\mathbf{p})$ is a normalization factor. The explicit expression for $N(\mathbf{p})$ will be given a bit later in equation (5.27).

To verify that vector (5.5) is indeed an eigenvector of the momentum operator with eigenvalue \mathbf{p} we use equation (4.3)

$$\begin{aligned} \mathbf{P}|\mathbf{p}, \sigma\rangle &= N(\mathbf{p})\mathbf{P}e^{-\frac{ic}{\hbar}\mathbf{K}\vec{\theta}_{\mathbf{p}}}|0, \sigma\rangle = N(\mathbf{p})e^{-\frac{ic}{\hbar}\mathbf{K}\vec{\theta}_{\mathbf{p}}}e^{\frac{ic}{\hbar}\mathbf{K}\vec{\theta}_{\mathbf{p}}}\mathbf{P}e^{-\frac{ic}{\hbar}\mathbf{K}\vec{\theta}_{\mathbf{p}}}|0, \sigma\rangle \\ &= N(\mathbf{p})e^{-\frac{ic}{\hbar}\mathbf{K}\vec{\theta}_{\mathbf{p}}}\frac{\vec{\theta}_{\mathbf{p}}}{c\theta_{\mathbf{p}}}H\sinh\theta_{\mathbf{p}}|0, \sigma\rangle = N(\mathbf{p})e^{-\frac{ic}{\hbar}\mathbf{K}\vec{\theta}_{\mathbf{p}}}\frac{\vec{\theta}_{\mathbf{p}}}{\theta_{\mathbf{p}}}mc\sinh\theta_{\mathbf{p}}|0, \sigma\rangle \\ &= N(\mathbf{p})\mathbf{p}e^{-\frac{ic}{\hbar}\mathbf{K}\vec{\theta}_{\mathbf{p}}}|0, \sigma\rangle = \mathbf{p}|\mathbf{p}, \sigma\rangle \end{aligned} \quad (5.6)$$

Let us now find the action of the spin component S_z on the basis vectors $|\mathbf{p}, \sigma\rangle$ ¹³

¹³Here we use (4.27) and take into account that $W_0|0, \sigma\rangle = \mathbf{P}|0, \sigma\rangle = 0$ and $H|0, \sigma\rangle = Mc^2|0, \sigma\rangle$. We also use boost transformations (4.3) and (4.4) of the energy-momentum 4-vector $(H, c\mathbf{P})$ and similar formulas for the Pauli-Lubanski 4-vector (W_0, \mathbf{W}) . For brevity, we denote θ_z the z -component of the vector $\vec{\theta}_{\mathbf{p}}$ and θ its absolute value.

$$\begin{aligned}
S_z|\mathbf{p}, \sigma\rangle &= N(\mathbf{p})S_z e^{-\frac{ic}{\hbar}\mathbf{K}\vec{\theta}_{\mathbf{p}}}|0, \sigma\rangle \\
&= N(\mathbf{p})e^{-\frac{ic}{\hbar}\mathbf{K}\vec{\theta}_{\mathbf{p}}} e^{\frac{ic}{\hbar}\mathbf{K}\vec{\theta}_{\mathbf{p}}} \left(\frac{W_z}{Mc} - \frac{W_0 P_z}{M(Mc^2 + H)} \right) e^{-\frac{ic}{\hbar}\mathbf{K}\vec{\theta}_{\mathbf{p}}}|0, \sigma\rangle \\
&= N(\mathbf{p})e^{-\frac{ic}{\hbar}\mathbf{K}\vec{\theta}_{\mathbf{p}}} \left(\frac{W_z + \frac{\theta_z}{\theta}[(\mathbf{W} \cdot \frac{\vec{\theta}}{\theta})(\cosh \theta - 1) - W_0 \sinh \theta]}{Mc} \right. \\
&\quad \left. - \frac{(W_0 \cosh \theta - (\mathbf{W} \cdot \frac{\vec{\theta}}{\theta}) \sinh \theta) \left(P_z + \frac{\theta_z}{\theta}[(\mathbf{P} \cdot \frac{\vec{\theta}}{\theta})(\cosh \theta - 1) - \frac{1}{c}H \sinh \theta] \right)}{M(Mc^2 + H \cosh \theta - c(\mathbf{P} \cdot \frac{\vec{\theta}}{\theta}) \sinh \theta)} \right) |0, \sigma\rangle \\
&= N(\mathbf{p})e^{-\frac{ic}{\hbar}\mathbf{K}\vec{\theta}_{\mathbf{p}}} \left(\frac{W_z + \frac{\theta_z}{\theta}(\mathbf{W} \cdot \frac{\vec{\theta}}{\theta})(\cosh \theta - 1)}{Mc} - \frac{(\mathbf{W} \cdot \frac{\vec{\theta}}{\theta}) \sinh \theta (\frac{\theta_z}{\theta} Mc \sinh \theta)}{M(Mc^2 + Mc^2 \cosh \theta)} \right) |0, \sigma\rangle \\
&= N(\mathbf{p})e^{-\frac{ic}{\hbar}\mathbf{K}\vec{\theta}_{\mathbf{p}}} \left(\frac{W_z}{Mc} + \frac{\theta_z}{\theta} \left(\mathbf{W} \cdot \frac{\vec{\theta}}{\theta} \right) \left(\frac{\cosh \theta - 1}{Mc} - \frac{\sinh^2 \theta}{Mc(1 + \cosh \theta)} \right) \right) |0, \sigma\rangle \\
&= N(\mathbf{p})e^{-\frac{ic}{\hbar}\mathbf{K}\vec{\theta}_{\mathbf{p}}} \frac{W_z}{Mc} |0, \sigma\rangle = N(\mathbf{p})e^{-\frac{ic}{\hbar}\mathbf{K}\vec{\theta}_{\mathbf{p}}} S_z |0, \sigma\rangle = N(\mathbf{p})e^{-\frac{ic}{\hbar}\mathbf{K}\vec{\theta}_{\mathbf{p}}} \hbar\sigma |0, \sigma\rangle \\
&= \hbar\sigma |\mathbf{p}, \sigma\rangle
\end{aligned}$$

So, $|\mathbf{p}, \sigma\rangle$ are eigenvectors of the momentum, energy, and z -component of spin¹⁴

$$\begin{aligned}
\mathbf{P}|\mathbf{p}, \sigma\rangle &= \mathbf{p}|\mathbf{p}, \sigma\rangle \\
H|\mathbf{p}, \sigma\rangle &= \omega_{\mathbf{p}}|\mathbf{p}, \sigma\rangle \\
M|\mathbf{p}, \sigma\rangle &= m|\mathbf{p}, \sigma\rangle \\
S^2|\mathbf{p}, \sigma\rangle &= \hbar^2 s(s+1)|\mathbf{p}, \sigma\rangle \\
S_z|\mathbf{p}, \sigma\rangle &= \hbar\sigma|\mathbf{p}, \sigma\rangle
\end{aligned}$$

¹⁴Note that eigenvectors of the spin operator \mathbf{S} were obtained here by applying pure boosts to vectors at $\mathbf{p} = 0$. A different set of transformations connecting bases in points $\mathbf{0}$ and \mathbf{p} (see footnote on page 136) would result in a different momentum-spin basis $|\mathbf{p}, \sigma\rangle$ and in a different spin operator \mathbf{S} (see [KP91]). Does this contradict our statement about the uniqueness of the spin operator in subsection 4.3.6? Not really. The point is that the alternative spin operator \mathbf{S}' (and the corresponding alternative position operator \mathbf{R}') will not be expressed as a function of basic generators of the Poincaré group. This condition was important for our proof of the uniqueness of \mathbf{S} (and \mathbf{R}) in section 4.3.

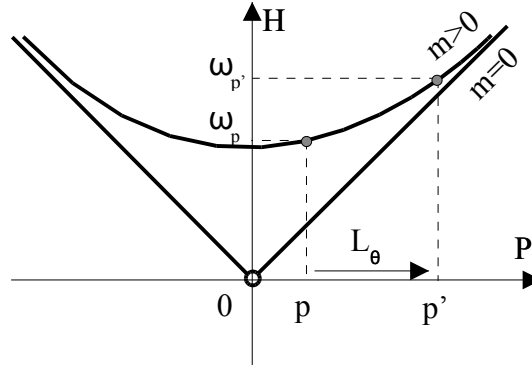


Figure 5.2: Mass hyperboloid in the energy-momentum space for massive particles and the zero-mass cone for $m = 0$.

where we denoted

$$\omega_{\mathbf{p}} \equiv \sqrt{m^2 c^4 + p^2 c^2} \quad (5.7)$$

the one-particle energy

The common spectrum of the energy-momentum eigenvalues $(\omega_{\mathbf{p}}, \mathbf{p})$ can be conveniently represented as points on the *mass hyperboloid* in the 4-dimensional energy-momentum space (see Fig. 5.2). For massive particles, the spectrum of the velocity operator $\mathbf{V} = \mathbf{P}c^2/H$ is the interior of a 3-dimensional sphere $|\mathbf{v}| < c$ in the 4D energy-momentum space. This spectrum does not include the surface of the sphere, therefore massive particles cannot reach the speed of light.¹⁵

5.1.3 Action of Poincaré transformations

We can now define the action of transformations from the Poincaré group on the basis vectors $|\mathbf{p}, \sigma\rangle$ constructed above.¹⁶ Translations act by simple

¹⁵In quantum mechanics, the speed of propagation of particles is not a well-defined concept. The value of particle's speed is definite in states having certain momentum. However, such states are described by infinitely extended plane waves (5.40) and one cannot speak about particle propagation in such states. So, strictly speaking, the speed of a particle cannot be obtained by measuring its positions at two different time instants and dividing the traveled distance by the time interval. This is a consequence of the non-commutativity of the operators of position and velocity.

¹⁶We are working in the Schrödinger picture here.

multiplication

$$e^{-\frac{i}{\hbar}\mathbf{P}\mathbf{a}}|\mathbf{p}, \sigma\rangle = e^{-\frac{i}{\hbar}\mathbf{p}\mathbf{a}}|\mathbf{p}, \sigma\rangle \quad (5.8)$$

$$e^{\frac{i}{\hbar}Ht}|\mathbf{p}, \sigma\rangle = e^{\frac{i}{\hbar}\omega_{\mathbf{p}}t}|\mathbf{p}, \sigma\rangle \quad (5.9)$$

Let us now apply rotation $e^{-\frac{i}{\hbar}\mathbf{J}\vec{\phi}}$ to the vector $|\mathbf{p}, \sigma\rangle$ and use equations (5.2) and (D.8)

$$\begin{aligned} e^{-\frac{i}{\hbar}\mathbf{J}\vec{\phi}}|\mathbf{p}, \sigma\rangle &= N(\mathbf{p})e^{-\frac{i}{\hbar}\mathbf{J}\vec{\phi}}e^{-\frac{ic}{\hbar}\mathbf{K}\vec{\theta}_{\mathbf{p}}}|0, \sigma\rangle \\ &= N(\mathbf{p})e^{-\frac{i}{\hbar}\mathbf{J}\vec{\phi}}e^{-\frac{ic}{\hbar}\mathbf{K}\vec{\theta}_{\mathbf{p}}}e^{\frac{i}{\hbar}\mathbf{J}\vec{\phi}}e^{-\frac{i}{\hbar}\mathbf{J}\vec{\phi}}|0, \sigma\rangle \\ &= N(\mathbf{p})e^{-\frac{ic}{\hbar}(\mathbf{R}_{\vec{\phi}}^{-1}\mathbf{K})\cdot\vec{\theta}_{\mathbf{p}}}\sum_{\sigma'=-s}^s D_{\sigma'\sigma}(\vec{\phi})|0, \sigma'\rangle \\ &= N(\mathbf{p})e^{-\frac{ic}{\hbar}\mathbf{K}\cdot\mathbf{R}_{\vec{\phi}}\vec{\theta}_{\mathbf{p}}}\sum_{\sigma'=-s}^s D_{\sigma'\sigma}(\vec{\phi})|0, \sigma'\rangle \\ &= \sum_{\sigma'=-s}^s D_{\sigma'\sigma}(\vec{\phi})|R_{\vec{\phi}}\mathbf{p}, \sigma'\rangle \end{aligned} \quad (5.10)$$

This means that both momentum and spin of the particle are rotated by the angle $\vec{\phi}$, as expected.

Applying a boost $L \equiv e^{-\frac{ic}{\hbar}\mathbf{K}\vec{\theta}}$ to the vector $|\mathbf{p}, \sigma\rangle$ and using (5.5) we obtain

$$L|\mathbf{p}, \sigma\rangle = N(\mathbf{p})LU(\lambda_{\mathbf{p}}; \mathbf{0}, 0)|\mathbf{0}, \sigma\rangle \quad (5.11)$$

The product of two boosts on the right hand side of equation (5.11) is a transformation from the Lorentz group, so it can be represented in the form (boost) \times (rotation) $= BQ$

$$LU(\lambda_{\mathbf{p}}; \mathbf{0}, 0) = B(\mathbf{p}, \vec{\theta})Q(\mathbf{p}, \vec{\theta}) \quad (5.12)$$

Here B and Q are yet undefined quantum-mechanical operators, and now we are going to learn a bit more about them. Multiplying both sides of equation (5.12) by $B^{-1}(\mathbf{p}, \vec{\theta})$, we obtain

$$B^{-1}(\mathbf{p}, \vec{\theta})LU(\lambda_{\mathbf{p}}; \mathbf{0}, 0) = Q(\mathbf{p}, \vec{\theta}) \quad (5.13)$$

Since operator Q on the right hand side is a representative of a rotation, it keeps invariant the subspace with zero momentum \mathcal{H}_0 . Therefore, the sequence of boosts on the left hand side of equation (5.13) when acting on a vector with zero momentum $|\mathbf{0}, \sigma\rangle$ returns this vector back to the zero momentum subspace. This fact is clearly seen in Fig. 5.1: The zero momentum vector is mapped to a vector with momentum \mathbf{p} by the boost $\lambda_{\mathbf{p}}$. Subsequent application of L transforms this vector to another eigenstate of the momentum operator with eigenvalue \mathbf{p}' . This eigenvalue can be found easily by application of formula (4.3)¹⁷

$$\begin{aligned} \mathbf{P}|\mathbf{p}'\rangle &= \mathbf{P}L|\mathbf{p}\rangle = \mathbf{P}e^{-\frac{ic}{\hbar}\mathbf{K}\vec{\theta}}|\mathbf{p}\rangle = e^{-\frac{ic}{\hbar}\mathbf{K}\vec{\theta}}e^{\frac{ic}{\hbar}\mathbf{K}\vec{\theta}}\mathbf{P}e^{-\frac{ic}{\hbar}\mathbf{K}\vec{\theta}}|\mathbf{p}\rangle \\ &= e^{-\frac{ic}{\hbar}\mathbf{K}\vec{\theta}}\left(\mathbf{P} + \frac{\vec{\theta}}{\theta}\left[\left(\mathbf{P} \cdot \frac{\vec{\theta}}{\theta}\right)(\cosh\theta - 1) + \frac{H}{c}\sinh\theta\right]\right)|\mathbf{p}\rangle \\ &= \left(\mathbf{p} + \frac{\vec{\theta}}{\theta}\left[\left(\mathbf{p} \cdot \frac{\vec{\theta}}{\theta}\right)(\cosh\theta - 1) + \frac{\omega_{\mathbf{p}}}{c}\sinh\theta\right]\right)|\mathbf{p}'\rangle \end{aligned}$$

So we conclude that

$$\mathbf{p}' = \mathbf{p} + \frac{\vec{\theta}}{\theta}\left[\left(\mathbf{p} \cdot \frac{\vec{\theta}}{\theta}\right)(\cosh\theta - 1) + \frac{\omega_{\mathbf{p}}}{c}\sinh\theta\right] \equiv \Lambda\mathbf{p} \quad (5.14)$$

It then follows that $B^{-1}(\mathbf{p}, \vec{\theta}) = \lambda_{\mathbf{p}'}^{-1}$ is the boost returning \mathbf{p}' back to the zero-momentum vector. For the rotation on the right hand side of equation (5.13) we will be using a special symbol

$$U(R_{\vec{\phi}_W(\mathbf{p}, \Lambda)}; \mathbf{0}, 0) \equiv Q(\mathbf{p}, \vec{\theta}) = U^{-1}(\lambda_{\Lambda\mathbf{p}}; \mathbf{0}, 0)LU(\lambda_{\mathbf{p}}; \mathbf{0}, 0) \quad (5.15)$$

where $\vec{\phi}_W(\mathbf{p}, \Lambda)$ is called the *Wigner angle*¹⁸

¹⁷For simplicity, in this derivation we omit spin indices.

¹⁸Here function $\vec{\Phi}$ assigns a unique rotation angle to the given rotation matrix, as explained in Appendix D.5.

$$\vec{\phi}_W(\mathbf{p}, \Lambda) = \vec{\Phi}(\lambda_{\Lambda\mathbf{p}}^{-1}\Lambda\lambda_{\mathbf{p}}) \quad (5.16)$$

Explicit formulas for this angle can be found, e.g., in ref. [Rit61]. Then, substituting (5.15) in (5.12), we obtain

$$\begin{aligned} e^{-\frac{ic}{\hbar}\mathbf{K}\vec{\theta}}|\mathbf{p}, \sigma\rangle &= N(\mathbf{p})LU(\lambda_{\mathbf{p}}; \mathbf{0}, 0)|\mathbf{0}, \sigma\rangle = N(\mathbf{p})U(\lambda_{\Lambda\mathbf{p}}; \mathbf{0}, 0)R_{\vec{\phi}_W(\mathbf{p}, \Lambda)}|\mathbf{0}, \sigma\rangle \\ &= N(\mathbf{p})U(\lambda_{\Lambda\mathbf{p}}; \mathbf{0}, 0) \sum_{\sigma'=-s}^s D_{\sigma'\sigma}^s(\vec{\phi}_W(\mathbf{p}, \Lambda))|\mathbf{0}, \sigma'\rangle \\ &= \frac{N(\mathbf{p})}{N(\Lambda\mathbf{p})} \sum_{\sigma'=-s}^s D_{\sigma'\sigma}^s(\vec{\phi}_W(\mathbf{p}, \Lambda))|\Lambda\mathbf{p}, \sigma'\rangle \end{aligned} \quad (5.17)$$

Equations (5.10) and (5.17) show that rotations and boosts are accompanied with turning the spin vector in each subspace $\mathcal{H}_{\mathbf{p}}$ by rotation matrices D^s . If the representation of the rotation group D^s were reducible, then each subspace $\mathcal{H}_{\mathbf{p}}$ would be represented as a direct sum of irreducible components $\mathcal{H}_{\mathbf{p}}^k$

$$\mathcal{H}_{\mathbf{p}} = \oplus_k \mathcal{H}_{\mathbf{p}}^k$$

and each subspace

$$\mathcal{H}^k = \oplus_{\mathbf{p} \in R^3} \mathcal{H}_{\mathbf{p}}^k$$

would be reducible with respect to the entire Poincaré group. Therefore, in order to construct an irreducible representation of the Poincaré group in \mathcal{H} , the representation D^s must be an irreducible unitary representation of the rotation group, as was mentioned already in subsection 5.1.1.

In this book we will be interested in describing interactions between electrons and protons, which are massive particles with spin 1/2. Then the relevant representation D^s of the rotation group is the 2-dimensional representation from Appendix H.5.

Let us now recap the above construction of unitary irreducible representations of the Poincaré group for massive particles.¹⁹ First we chose a

¹⁹This construction is known as the *induced representation* method [Mac00].

standard momentum vector $\mathbf{p} = \mathbf{0}$ and found a *little group*, which was a subgroup of the Lorentz group leaving this vector invariant. The little group turned out to be the rotation group in our case. Then we found that if the subspace \mathcal{H}_0 corresponding to the standard vector carries an irreducible representation of the little group, then the entire Hilbert space is guaranteed to carry an irreducible representation of the Poincaré group. In this representation, translations are represented by multiplication (5.8) - (5.9), rotations and boosts are represented by formulas (5.10) and (5.17), respectively. It can be shown that a different choice of the standard vector (i.e., $\mathbf{p} \neq \mathbf{0}$) in the spectrum of momentum would result in a representation of the Poincaré group isomorphic to the one found above.

5.2 Momentum and position representations

So far we discussed the action of inertial transformations on common eigenvectors $|\mathbf{p}, \sigma\rangle$ of the operators \mathbf{P} and S_z . All other vectors in the Hilbert space \mathcal{H} can be represented as linear combinations of these basis vectors, i.e., they can be represented as *wave functions* $\psi(\mathbf{p}, \sigma)$ in the momentum-spin representation. Similarly one can construct the position space basis $|\mathbf{r}, \sigma\rangle$ from common eigenvectors of the (commuting) Newton-Wigner position operator and operator S_z . Then arbitrary states in \mathcal{H} can be represented in this basis by their position-spin wave functions $\psi(\mathbf{r}, \sigma)$. In this section we will consider wave function representations of states in greater detail. For simplicity, we will omit the spin label and consider only spinless particles. It is remarkable that formulas for the momentum-space and position-space wave functions appear very similar to those in non-relativistic quantum mechanics.

5.2.1 Spectral decomposition of the identity operator

Two basis vectors with different momenta $|\mathbf{p}\rangle$ and $|\mathbf{p}'\rangle$ are eigenvectors of the Hermitian operator \mathbf{P} with different eigenvalues, so they must be orthogonal

$$\langle \mathbf{p} | \mathbf{p}' \rangle = 0 \quad \text{if} \quad \mathbf{p} \neq \mathbf{p}'$$

If the spectrum of momentum values \mathbf{p} were discrete we could simply normalize the basis vectors to unity $\langle \mathbf{p} | \mathbf{p} \rangle = 1$. However, this normalization becomes problematic in the continuous momentum space. It will be more convenient

to use non-normalizable eigenvectors of momentum. We will call such eigenvectors $|\mathbf{p}\rangle$ *improper* states and use them to write arbitrary “proper” normalizable state vectors $|\Psi\rangle$ as integrals

$$|\Psi\rangle = \int d\mathbf{p}\psi(\mathbf{p})|\mathbf{p}\rangle \quad (5.18)$$

where $\psi(\mathbf{q})$ is called the *wave function in the momentum representation*. It is convenient to demand, in analogy with (1.39), that normalizable wave functions $\psi(\mathbf{q})$ are given by the inner product

$$\psi(\mathbf{q}) = \langle \mathbf{q}|\Psi\rangle = \int d\mathbf{p}\psi(\mathbf{p})\langle \mathbf{q}|\mathbf{p}\rangle$$

This implies that the inner product of two basis vectors is given by the Dirac’s delta function (see Appendix B)²⁰

$$\langle \mathbf{q}|\mathbf{p}\rangle = \delta(\mathbf{q} - \mathbf{p}) \quad (5.19)$$

Then in analogy with equation (F.23) we can define the decomposition of the identity operator

$$I = \int d\mathbf{p}|\mathbf{p}\rangle\langle \mathbf{p}| \quad (5.20)$$

Its action on any normalized state vector $|\Psi\rangle$ is trivial, as expected

$$I|\Psi\rangle = \int d\mathbf{p}|\mathbf{p}\rangle\langle \mathbf{p}|\Psi\rangle = \int d\mathbf{p}|\mathbf{p}\rangle\psi(\mathbf{p}) = |\Psi\rangle$$

The identity operator, of course, must be invariant with respect to Poincaré transformations, i.e., we anticipate that

$$I = U(\Lambda; \mathbf{r}, t)IU^{-1}(\Lambda; \mathbf{r}, t)$$

²⁰so that the norm of such improper vectors is, actually, infinite $\langle \mathbf{p}|\mathbf{p}\rangle = \infty$

The invariance of I with respect to translations follows directly from equations (5.8) and (5.9). The invariance with respect to rotations can be proven as follows

$$\begin{aligned} I' &= e^{-\frac{i}{\hbar}\mathbf{J}\vec{\phi}} I e^{\frac{i}{\hbar}\mathbf{J}\vec{\phi}} = e^{-\frac{i}{\hbar}\mathbf{J}\vec{\phi}} \left(\int d\mathbf{p} |\mathbf{p}\rangle \langle \mathbf{p}| \right) e^{\frac{i}{\hbar}\mathbf{J}\vec{\phi}} = \int d\mathbf{p} |R_{\vec{\phi}}\mathbf{p}\rangle \langle R_{\vec{\phi}}\mathbf{p}| \\ &= \int d\mathbf{q} \det \left| \frac{d\mathbf{p}}{d\mathbf{q}} \right| |\mathbf{q}\rangle \langle \mathbf{q}| = \int d\mathbf{q} |\mathbf{q}\rangle \langle \mathbf{q}| = I \end{aligned}$$

where we used (5.10) and the fact that $\det |d\mathbf{p}/d\mathbf{q}| = \det(R_{-\vec{\phi}}) = 1$ is the Jacobian of the transformation from variables \mathbf{p} to $\mathbf{q} = R_{\vec{\phi}}\mathbf{p}$.

Let us consider more closely the invariance of I with respect to boosts. Using equation (5.17) we obtain

$$\begin{aligned} I' &= e^{-\frac{ic}{\hbar}\mathbf{K}\vec{\theta}} I e^{\frac{ic}{\hbar}\mathbf{K}\vec{\theta}} = e^{-\frac{ic}{\hbar}\mathbf{K}\vec{\theta}} \left(\int d\mathbf{p} |\mathbf{p}\rangle \langle \mathbf{p}| \right) e^{\frac{ic}{\hbar}\mathbf{K}\vec{\theta}} \\ &= \int d\mathbf{p} |\Lambda\mathbf{p}\rangle \langle \Lambda\mathbf{p}| \left| \frac{N(\mathbf{p})}{N(\Lambda\mathbf{p})} \right|^2 \\ &= \int d\mathbf{q} \det \left| \frac{d\Lambda^{-1}\mathbf{q}}{d\mathbf{q}} \right| |\mathbf{q}\rangle \langle \mathbf{q}| \left| \frac{N(\Lambda^{-1}\mathbf{q})}{N(\mathbf{q})} \right|^2 \end{aligned} \quad (5.21)$$

where $N(\mathbf{q})$ is the normalization factor introduced in (5.5) and $\det |d\Lambda^{-1}\mathbf{q}/d\mathbf{q}|$ is the Jacobian of the transformation from variables \mathbf{p} to $\mathbf{q} = \Lambda\mathbf{p}$. This Jacobian should not depend on the direction of the boost $\vec{\theta}$, and we can choose this direction along the z -axis to simplify calculations. Then from (5.14) we obtain

$$\Lambda^{-1}q_x = q_x \quad (5.22)$$

$$\Lambda^{-1}q_y = q_y \quad (5.23)$$

$$\Lambda^{-1}q_z = q_z \cosh \theta - \frac{1}{c} \sqrt{m^2c^4 + q^2c^2} \sinh \theta \quad (5.24)$$

$$\begin{aligned} \omega_{\Lambda^{-1}\mathbf{q}} &= \sqrt{m^2c^4 + c^2q_x^2 + c^2q_y^2 + c^2 \left(q_z \cosh \theta - \frac{1}{c} \sqrt{m^2c^4 + q^2c^2} \sinh \theta \right)^2} \\ &= \omega_{\mathbf{q}} \cosh \theta - cq_z \sinh \theta \end{aligned}$$

and²¹

$$\begin{aligned} \det \left| \frac{d\Lambda^{-1}\mathbf{q}}{d\mathbf{q}} \right| &= \det \begin{bmatrix} 1 & 0 & 0 \\ 0 & 1 & 0 \\ \frac{cq_x \sinh \theta}{\sqrt{m^2 c^4 + q^2 c^2}} & \frac{cq_y \sinh \theta}{\sqrt{m^2 c^4 + q^2 c^2}} & \cosh \theta - \frac{cq_z \sinh \theta}{\sqrt{m^2 c^4 + q^2 c^2}} \end{bmatrix} \\ &= \cosh \theta - \frac{cq_z \sinh \theta}{\sqrt{m^2 c^4 + q^2 c^2}} = \frac{\omega_{\Lambda^{-1}\mathbf{q}}}{\omega_{\mathbf{q}}} \end{aligned} \quad (5.26)$$

Inserting this result in equation (5.21) we obtain

$$I' = \int d\mathbf{p} \frac{\omega_{\Lambda^{-1}\mathbf{p}}}{\omega_{\mathbf{p}}} |\mathbf{p}\rangle \langle \mathbf{p}| \left| \frac{N(\Lambda^{-1}\mathbf{p})}{N(\mathbf{p})} \right|^2$$

Thus, to ensure the invariance of I , we should define our normalization factor as²²

$$N(\mathbf{p}) = \sqrt{\frac{mc^2}{\omega_{\mathbf{p}}}} \quad (5.27)$$

Putting together our results from equations (5.8) - (5.10), (5.17), and (5.27), we can find the action of an arbitrary Poincaré group element on basis vectors $|\mathbf{p}, \sigma\rangle$. Bearing in mind that in a general Poincaré transformation²³ $(\Lambda; \mathbf{r}; t)$ we agreed²⁴ first to perform translations (\mathbf{r}, t) and then

²¹In particular, this means that inside 3D momentum integrals we are allowed to use the equality

$$\frac{d\mathbf{q}}{\omega_{\mathbf{q}}} = \frac{d(\Lambda\mathbf{q})}{\omega_{\Lambda\mathbf{q}}} \quad (5.25)$$

for any element Λ of the Lorentz group, i.e., that $d\mathbf{q}/\omega_{\mathbf{q}}$ is a “Lorentz invariant measure.” We will use this property quite often in our calculations.

²²We could also multiply this expression for $N(\mathbf{p})$ by an arbitrary unimodular factor, but this would not have any effect, because state vectors and their wave functions are defined up to an unimodular factor anyway.

²³ Λ is a product of a rotation and a boost, as in equation (I.12).

²⁴ see equation (3.59)

boosts/rotations Λ , we can find how this group element acts on an one-particle state²⁵

$$\begin{aligned} U(\Lambda; \mathbf{r}, t)|\mathbf{p}, \sigma\rangle &= U(\Lambda; \mathbf{0}, 0)e^{-\frac{i}{\hbar}\mathbf{Pr}}e^{\frac{i}{\hbar}Ht}|\mathbf{p}, \sigma\rangle \\ &= \sqrt{\frac{\omega_{\Lambda\mathbf{p}}}{\omega_{\mathbf{p}}}}e^{-\frac{i}{\hbar}\mathbf{p}\cdot\mathbf{r}+\frac{i}{\hbar}\omega_{\mathbf{p}}t}\sum_{\sigma'=-s}^s D_{\sigma'\sigma}(\vec{\phi}_W(\mathbf{p}, \Lambda))|\Lambda\mathbf{p}, \sigma'\rangle \end{aligned} \quad (5.28)$$

5.2.2 Wave function in the momentum representation

The inner product of two normalized vectors $|\Psi\rangle = \int d\mathbf{p}\psi(\mathbf{p})|\mathbf{p}\rangle$ and $|\Phi\rangle = \int d\mathbf{p}\phi(\mathbf{p})|\mathbf{p}\rangle$ can be written in terms of their wave functions

$$\begin{aligned} \langle\Psi|\Phi\rangle &= \int d\mathbf{p}d\mathbf{p}'\psi^*(\mathbf{p})\phi(\mathbf{p}')\langle\mathbf{p}|\mathbf{p}'\rangle \\ &= \int d\mathbf{p}d\mathbf{p}'\psi^*(\mathbf{p})\phi(\mathbf{p}')\delta(\mathbf{p}-\mathbf{p}') \\ &= \int d\mathbf{p}\psi^*(\mathbf{p})\phi(\mathbf{p}) \end{aligned} \quad (5.29)$$

So, for a state vector $|\Psi\rangle$ with unit normalization, its wave function $\psi(\mathbf{p})$ must satisfy the condition

$$1 = \langle\Psi|\Psi\rangle = \int d\mathbf{p}|\psi(\mathbf{p})|^2$$

This wave function has a direct probabilistic interpretation, e.g., if Ω is a region in the momentum space, then the integral $\int_{\Omega} d\mathbf{p}|\psi(\mathbf{p})|^2$ gives the probability of finding particle's momentum inside this region.

Poincaré transformations of the state vector $|\Psi\rangle$ can be viewed as transformations of the corresponding momentum-space wave function. For example, using equation (5.28) we obtain²⁶

²⁵Here we restore spin indices and use active transformations of states, as explained in subsection 5.2.4.

²⁶Strictly speaking, operators always act on state vectors. When we apply operators to wave functions, as in (5.30), we will place a caret above the operator symbol.

$$\begin{aligned}
e^{-\frac{ic}{\hbar}\hat{\mathbf{K}}\vec{\theta}}\psi(\mathbf{p}) &\equiv \langle \mathbf{p} | e^{-\frac{ic}{\hbar}\hat{\mathbf{K}}\vec{\theta}} | \Psi \rangle = \sqrt{\frac{\omega_{\Lambda^{-1}\mathbf{p}}}{\omega_{\mathbf{p}}}} \langle \Lambda^{-1}\mathbf{p} | \Psi \rangle \\
&= \sqrt{\frac{\omega_{\Lambda^{-1}\mathbf{p}}}{\omega_{\mathbf{p}}}} \psi(\Lambda^{-1}\mathbf{p})
\end{aligned} \tag{5.30}$$

Then the boost invariance of the inner product (5.29) can be easily proven using property (5.25)

$$\begin{aligned}
\langle \Phi' | \Psi' \rangle &= \int d\mathbf{p} \phi^*(\Lambda^{-1}\mathbf{p}) \psi(\Lambda^{-1}\mathbf{p}) \frac{\omega_{\Lambda^{-1}\mathbf{p}}}{\omega_{\mathbf{p}}} \\
&= \int \frac{d(\Lambda^{-1}\mathbf{p})}{\omega_{\Lambda^{-1}\mathbf{p}}} \phi^*(\Lambda^{-1}\mathbf{p}) \psi(\Lambda^{-1}\mathbf{p}) \omega_{\Lambda^{-1}\mathbf{p}} \\
&= \int d\mathbf{p} \phi^*(\mathbf{p}) \psi(\mathbf{p}) = \langle \Phi | \Psi \rangle.
\end{aligned}$$

The action of Poincaré generators and the Newton-Wigner position operator on momentum-space wave functions of a massive spinless particle can be derived from formula (5.28)

$$\hat{P}_x \psi(\mathbf{p}) = i\hbar \lim_{a \rightarrow 0} \frac{d}{da} e^{-\frac{i}{\hbar} \hat{P}_x a} \psi(\mathbf{p}) = p_x \psi(\mathbf{p}) \tag{5.31}$$

$$\hat{H} \psi(\mathbf{p}) = -i\hbar \lim_{t \rightarrow 0} \frac{d}{dt} e^{\frac{i}{\hbar} \hat{H} t} \psi(\mathbf{p}) = \omega_{\mathbf{p}} \psi(\mathbf{p}) \tag{5.32}$$

$$\begin{aligned}
\hat{K}_x \psi(\mathbf{p}) &= \frac{i\hbar}{c} \lim_{\theta \rightarrow 0} \frac{d}{d\theta} e^{-\frac{ic}{\hbar} \hat{K}_x \theta} \psi(\mathbf{p}) \\
&= \frac{i\hbar}{c} \lim_{\theta \rightarrow 0} \frac{d}{d\theta} \sqrt{\frac{\sqrt{m^2 c^4 + p^2 c^2} \cosh \theta - c p_x \sinh \theta}{\sqrt{m^2 c^4 + p^2 c^2}}} \times \\
&\quad \psi \left(p_x \cosh \theta - \frac{1}{c} \sqrt{m^2 c^4 + p^2 c^2} \sinh \theta, p_y, p_z \right) \\
&= i\hbar \left(-\frac{\omega_{\mathbf{p}}}{c^2} \frac{d}{dp_x} - \frac{p_x}{2\omega_{\mathbf{p}}} \right) \psi(\mathbf{p})
\end{aligned} \tag{5.33}$$

$$\begin{aligned}
\hat{R}_x \psi(\mathbf{p}) &= -\frac{c^2}{2} (\hat{H}^{-1} \hat{K}_x + \hat{K}_x \hat{H}^{-1}) \psi(\mathbf{p}) \\
&= -\frac{i\hbar}{2} \left(-\omega_{\mathbf{p}}^{-1} \omega_{\mathbf{p}} \frac{d}{dp_x} - \omega_{\mathbf{p}} \frac{d}{dp_x} \omega_{\mathbf{p}}^{-1} - \frac{p_x c^2}{\omega_{\mathbf{p}}^2} \right) \psi(\mathbf{p})
\end{aligned}$$

$$= i\hbar \frac{d}{dp_x} \psi(\mathbf{p}) \quad (5.34)$$

$$\hat{J}_x \psi(\mathbf{p}) = (\hat{R}_y \hat{P}_z - \hat{R}_z \hat{P}_y) \psi(\mathbf{p}) = i\hbar \left(p_z \frac{d}{dp_y} - p_y \frac{d}{dp_z} \right) \psi(\mathbf{p}) \quad (5.35)$$

According to equation (5.34), the exponent of the Newton-Wigner position operator $e^{\frac{i}{\hbar} \mathbf{R} \mathbf{b}}$ acts as a translation operator in the momentum space: $e^{\frac{i}{\hbar} \mathbf{R} \mathbf{b}} \psi(\mathbf{p}) = \psi(\mathbf{p} - \mathbf{b})$. This suggests the following useful representation for momentum eigenvectors

$$|\mathbf{p}\rangle = e^{\frac{i}{\hbar} \mathbf{R} \cdot \mathbf{p}} |\mathbf{0}\rangle \quad (5.36)$$

5.2.3 Position representation

In the preceding subsection we considered particle's wave functions in the momentum representation, i.e., with respect to common eigenvectors of three commuting components of momentum P_x , P_y , and P_z . Three components of the position operator R_x , R_y , and R_z also commute with each other,²⁷ and their common eigenvectors $|\mathbf{r}\rangle$ also form a basis in the Hilbert space \mathcal{H} of one massive spinless particle. In this section we will describe particle's wave functions with respect to this basis set, i.e., in the *position representation*.

First we can expand eigenvectors $|\mathbf{r}\rangle$ in the momentum basis

$$|\mathbf{r}\rangle = \int d\mathbf{p} \psi_{\mathbf{r}}(\mathbf{p}) |\mathbf{p}\rangle \quad (5.37)$$

The momentum-space eigenfunctions are

$$\psi_{\mathbf{r}}(\mathbf{p}) = \langle \mathbf{p} | \mathbf{r} \rangle = (2\pi\hbar)^{-3/2} e^{-\frac{i}{\hbar} \mathbf{p} \mathbf{r}} \quad (5.38)$$

as can be verified by substitution of (5.34) and (5.38) to the eigenvalue equation

$$\begin{aligned} \hat{\mathbf{R}} \psi_{\mathbf{r}}(\mathbf{p}) &= (2\pi\hbar)^{-3/2} \hat{\mathbf{R}} e^{-\frac{i}{\hbar} \mathbf{p} \mathbf{r}} = i\hbar (2\pi\hbar)^{-3/2} \frac{d}{d\mathbf{p}} e^{-\frac{i}{\hbar} \mathbf{p} \mathbf{r}} \\ &= \mathbf{r} (2\pi\hbar)^{-3/2} e^{-\frac{i}{\hbar} \mathbf{p} \mathbf{r}} = \mathbf{r} \psi_{\mathbf{r}}(\mathbf{p}) \end{aligned}$$

²⁷see Theorem 4.1

As operator \mathbf{R} is Hermitian, its eigenvectors with different eigenvalues \mathbf{r} and \mathbf{r}' must be orthogonal. Indeed, using equation (B.1) we establish the delta-function inner product

$$\begin{aligned}\langle \mathbf{r}' | \mathbf{r} \rangle &= (2\pi\hbar)^{-3} \int d\mathbf{p} d\mathbf{p}' e^{-\frac{i}{\hbar}\mathbf{p}\mathbf{r} + \frac{i}{\hbar}\mathbf{p}'\mathbf{r}'} \langle \mathbf{p}' | \mathbf{p} \rangle \\ &= (2\pi\hbar)^{-3} \int d\mathbf{p} d\mathbf{p}' e^{-\frac{i}{\hbar}\mathbf{p}\mathbf{r} + \frac{i}{\hbar}\mathbf{p}'\mathbf{r}'} \delta(\mathbf{p} - \mathbf{p}') \\ &= (2\pi\hbar)^{-3} \int d\mathbf{p} e^{-\frac{i}{\hbar}\mathbf{p}(\mathbf{r} - \mathbf{r}')} = \delta(\mathbf{r} - \mathbf{r}')\end{aligned}\quad (5.39)$$

which means that $|\mathbf{r}\rangle$ are improper states just as $|\mathbf{p}\rangle$ are. Similarly to (5.18), a normalized state vector $|\Psi\rangle$ can be represented as an integral over the position space

$$|\Psi\rangle = \int d\mathbf{r} \psi(\mathbf{r}) |\mathbf{r}\rangle$$

where $\psi(\mathbf{r}) = \langle \mathbf{r} | \Psi \rangle$ is the wave function of the state $|\Psi\rangle$ in the position representation. The absolute square $|\psi(\mathbf{r})|^2$ of the wave function is the probability density for particle's position. The inner product of two vectors $|\Psi\rangle$ and $|\Phi\rangle$ can be expressed through their position-space wave functions

$$\begin{aligned}\langle \Phi | \Psi \rangle &= \int d\mathbf{r} d\mathbf{r}' \phi^*(\mathbf{r}) \psi(\mathbf{r}') \langle \mathbf{r} | \mathbf{r}' \rangle \\ &= \int d\mathbf{r} d\mathbf{r}' \phi^*(\mathbf{r}) \psi(\mathbf{r}') \delta(\mathbf{r} - \mathbf{r}') = \int d\mathbf{r} \phi^*(\mathbf{r}) \psi(\mathbf{r})\end{aligned}$$

Using Equations (5.37) and (5.38) we find that the position space wave function of a momentum eigenvector is the usual plane wave

$$\psi_{\mathbf{p}}(\mathbf{r}) = \langle \mathbf{r} | \mathbf{p} \rangle = (2\pi\hbar)^{-3/2} e^{\frac{i}{\hbar}\mathbf{p}\mathbf{r}} \quad (5.40)$$

As expected, eigenvectors of the position operator in its own representation are given by delta-functions (5.39).²⁸

²⁸Note that position eigenfunctions introduced in ref. [NW49] do not satisfy this important requirement.

From (5.20) we can also obtain a position-space representation of the identity operator

$$\begin{aligned} \int d\mathbf{r}|\mathbf{r}\rangle\langle\mathbf{r}| &= (2\pi\hbar)^{-3} \int d\mathbf{r}d\mathbf{p}d\mathbf{p}'e^{-\frac{i}{\hbar}\mathbf{p}'\mathbf{r}}|\mathbf{p}\rangle\langle\mathbf{p}'|e^{\frac{i}{\hbar}\mathbf{p}\mathbf{r}} \\ &= \int d\mathbf{p}d\mathbf{p}'|\mathbf{p}\rangle\langle\mathbf{p}'|\delta(\mathbf{p}-\mathbf{p}') = \int d\mathbf{p}|\mathbf{p}\rangle\langle\mathbf{p}| = I \end{aligned}$$

Similar to momentum-space formulas (5.31) - (5.35) we can represent generators of the Poincaré group by their actions on position-space wave functions. For example, it follows from (5.8), (5.37), and (5.38) that

$$e^{-\frac{i}{\hbar}\hat{\mathbf{P}}\mathbf{a}} \int d\mathbf{r}\psi(\mathbf{r})|\mathbf{r}\rangle = \int d\mathbf{r}\psi(\mathbf{r})|\mathbf{r}+\mathbf{a}\rangle = \int d\mathbf{r}\psi(\mathbf{r}-\mathbf{a})|\mathbf{r}\rangle$$

Therefore we can apply operators directly to wave functions

$$\begin{aligned} e^{-\frac{i}{\hbar}\hat{\mathbf{P}}\mathbf{a}}\psi(\mathbf{r}) &= \psi(\mathbf{r}-\mathbf{a}) \\ \hat{\mathbf{P}}\psi(\mathbf{r}) &= i\hbar \lim_{\mathbf{a}\rightarrow 0} \frac{d}{d\mathbf{a}} e^{-\frac{i}{\hbar}\hat{\mathbf{P}}\mathbf{a}}\psi(\mathbf{r}) = i\hbar \lim_{\mathbf{a}\rightarrow 0} \frac{d}{d\mathbf{a}}\psi(\mathbf{r}-\mathbf{a}) = -i\hbar \frac{d}{d\mathbf{r}}\psi(\mathbf{r}) \end{aligned} \quad (5.41)$$

Other operators in the position representation have the following forms²⁹

$$\begin{aligned} \hat{H}\psi(\mathbf{r}) &= \sqrt{m^2c^4 - \hbar^2c^2 \frac{d^2}{d\mathbf{r}^2}}\psi(\mathbf{r}) \\ \hat{J}_x\psi(\mathbf{r}) &= -i\hbar \left(y \frac{d}{dz} - z \frac{d}{dy} \right) \psi(\mathbf{r}) \\ \hat{K}_x\psi(\mathbf{r}) &= \frac{1}{2} \left(\sqrt{m^2c^4 - \hbar^2c^2 \frac{d^2}{d\mathbf{r}^2}}x + x \sqrt{m^2c^4 - \hbar^2c^2 \frac{d^2}{d\mathbf{r}^2}} \right) \psi(\mathbf{r}) \\ \hat{\mathbf{R}}\psi(\mathbf{r}) &= \mathbf{r}\psi(\mathbf{r}) \end{aligned}$$

²⁹Here we used a formal notation for the Laplacian operator

$$\frac{d^2}{d\mathbf{r}^2} \equiv \frac{\partial^2}{\partial x^2} + \frac{\partial^2}{\partial y^2} + \frac{\partial^2}{\partial z^2}$$

The switching between the position-space and momentum-space wave functions of the same state are achieved by Fourier transformation formulas. To see that, assume that the state $|\Psi\rangle$ has a position-space wave function $\psi(\mathbf{r})$. Then using (5.37) and (5.38) we obtain

$$\begin{aligned} |\Psi\rangle &= \int d\mathbf{r} \psi(\mathbf{r}) |\mathbf{r}\rangle = (2\pi\hbar)^{-3/2} \int d\mathbf{r} \psi(\mathbf{r}) \int d\mathbf{p} e^{-\frac{i}{\hbar}\mathbf{p}\mathbf{r}} |\mathbf{p}\rangle \\ &= (2\pi\hbar)^{-3/2} \int d\mathbf{p} \left(\int d\mathbf{r} \psi(\mathbf{r}) e^{-\frac{i}{\hbar}\mathbf{p}\mathbf{r}} \right) |\mathbf{p}\rangle \end{aligned}$$

and the corresponding momentum-space wave function is

$$\psi(\mathbf{p}) = (2\pi\hbar)^{-3/2} \int d\mathbf{r} \psi(\mathbf{r}) e^{-\frac{i}{\hbar}\mathbf{p}\mathbf{r}} \quad (5.42)$$

Inversely, if the momentum-space wave function is $\psi(\mathbf{p})$, then the position-space wave function is

$$\psi(\mathbf{r}) = (2\pi\hbar)^{-3/2} \int d\mathbf{p} e^{\frac{i}{\hbar}\mathbf{p}\mathbf{r}} \psi(\mathbf{p}) \quad (5.43)$$

5.2.4 Inertial transformations of observables and states

Here we would like to discuss how observables and states change under inertial transformations of observers. We already touched this issue in few places in the book, but it would be useful to summarize the definitions and to clarify the physical meaning of transformations. What do we mean exactly when expressing observables and states in the reference frame O' (primed) through observables and states in the reference frame O (unprimed)?

$$F' = U_g F U_g^{-1} \quad (5.44)$$

$$|\Psi'\rangle = U_g |\Psi\rangle \quad (5.45)$$

where³⁰

³⁰see equation (3.59)

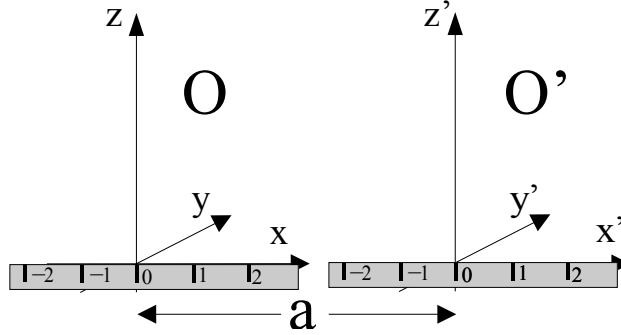


Figure 5.3: Rods for measuring the x -component of position in the reference frame O and in the frame O' displaced by the distance a .

$$U_g = U_g(\Lambda; \mathbf{a}, t) = e^{-\frac{i}{\hbar} \mathbf{J} \vec{\phi}} e^{-\frac{ic}{\hbar} \mathbf{K} \vec{\theta}} e^{-\frac{i}{\hbar} \mathbf{P} \mathbf{a}} e^{\frac{i}{\hbar} H t}$$

is the unitary representative of an inertial transformation g in the Hilbert space of the system.

Let us start with transformations of observables (5.44). For definiteness we will assume that observable F is the x -component of position ($F = R_x$). This means that F is a mathematical representation of a measuring rod at rest in the reference frame O , as shown in Fig. 5.3. The zero pointer on this rod coincides with the origin of the coordinate system O . If we further assume that Poincaré group element g is a translation by the distance a along the x -axis

$$U_g = U_g(1; a, 0, 0, 0) = e^{-\frac{i}{\hbar} P_x a}$$

then the transformed observable

$$R'_x = e^{-\frac{i}{\hbar} P_x a} R_x e^{\frac{i}{\hbar} P_x a} \quad (5.46)$$

is the operator that describes measurements of position in the reference frame O' with respect to axes and measuring rods in this frame. This measuring rod X' is shifted by the distance a with respect to the rod X . The zero pointer on X' coincides with the origin of the coordinate system O' . Of course, position

measurements performed by X and X' on the same particle yield different results and this difference is reflected in the difference of operators $R_x \neq R'_x$. For example, if the particle sits in the origin of the reference frame O , then a measurement with the rod X yields position value $x = 0$, but a measurement with the rod X' yields $x' = -a$. For this reason we say that observables R_x and R'_x are related by

$$R'_x = R_x - a$$

Of course, the same relationship is obtained by a formal application of (5.46)

$$R'_x = R_x - \frac{i}{\hbar}[P_x, R_x]a = R_x - a$$

The position operator R_x can be represented also through its spectral decomposition

$$R_x = \int_{-\infty}^{\infty} dx x |x\rangle\langle x|$$

where $|x\rangle$ are eigenvectors (states) with positions x . Then equation (5.46) can be rewritten as

$$\begin{aligned} R'_x &= e^{-\frac{i}{\hbar}P_x a} \left(\int_{-\infty}^{\infty} dx x |x\rangle\langle x| \right) e^{\frac{i}{\hbar}P_x a} \\ &= \int_{-\infty}^{\infty} dx x |x+a\rangle\langle x+a| = \int_{-\infty}^{\infty} dx (x-a) |x\rangle\langle x| = R_x - a \end{aligned}$$

From this we see that the action of U_g on state vectors³¹

$$e^{-\frac{i}{\hbar}P_x a} |x\rangle = |x+a\rangle$$

³¹Here we switch to the Schrödinger representation, in which operators of observables are assumed to be fixed.

should be interpreted as an *active* shift of the states, i.e., translation of the states by the distance a in this case.³² For example, operator $e^{-\frac{i}{\hbar}P_x a}$ moves a particle localized in the origin of the frame O ($x = 0$) to the origin of the frame O' ($x = a$). However, in many cases of practical interest we are not interested in active transformations applied to states. More often we are interested in knowing how the state of the system looks from the point of view of an inertially transformed observer, i.e., we are interested in *passive* transformations of states. Apparently such passive transformations should be represented by inverse operators U_g^{-1}

$$|\Psi'\rangle = U_g^{-1}|\Psi\rangle \quad (5.47)$$

This means, in particular, that if the vector $|\Psi\rangle = |x\rangle$ describes a state of the particle located at point x from the point of view of the observer O (measured by the rod X), then *the same* state is described by the vector

$$|\Psi'\rangle = U_g^{-1}|\Psi\rangle = e^{\frac{i}{\hbar}P_x a}|x\rangle = |x - a\rangle \quad (5.48)$$

from the point of view of the observer O' (the position is measured by the rod X'). A particle localized in the origin of the frame O is described by the vector $|0\rangle$ in that frame. From the point of view of observer O' this same particle is described by the vector $|-a\rangle$.

We can also apply inertial transformations to wave functions instead of state vectors. For example, the state vector

$$|\Psi\rangle = \int d\mathbf{r}\psi(\mathbf{r})|\mathbf{r}\rangle$$

has wave function $\psi(x, y, z)$ in the position representation. When we shift the observer by the distance a in the positive direction along the x -axis, we should apply a passive transformation (5.48) to the state vector

$$|\Psi'\rangle = e^{\frac{i}{\hbar}P_x a}|\Psi\rangle = \int d\mathbf{r}\psi(x, y, z)|x - a, y, z\rangle = \int d\mathbf{r}\psi(x + a, y, z)|x, y, z\rangle$$

³²One can also interpret this as a result of the inertial transformation g being applied to the state preparation device.

This means that the passive transformation of the wave function has the form

$$e^{\frac{i}{\hbar}\hat{P}_x a}\psi(x, y, z) = \psi(x + a, y, z)$$

The above considerations find their most important applications in the case when the inertial transformation U_g is a time translation. As we established in (4.56), the position operator in time-translated reference frame O'' takes the form

$$R_x'' = e^{\frac{i}{\hbar}Ht}R_x e^{-\frac{i}{\hbar}Ht} = R_x + V_x t$$

If we want to find how the state vector $|\Psi\rangle$ looks from the time translated reference frame O'' , we should apply the passive transformation (5.47)

$$|\Psi''\rangle = e^{-\frac{i}{\hbar}Ht}|\Psi\rangle \quad (5.49)$$

It is common to consider a continuous sequence of time shifts parameterized by the value of time t and to speak about *time evolution* of the state vector $|\Psi(t)\rangle$. Then equation (5.49) can be regarded as a solution of the time-dependent Schrödinger equation

$$i\hbar\frac{d}{dt}|\Psi(t)\rangle = H|\Psi(t)\rangle \quad (5.50)$$

In actual calculations it is more convenient to deal with numerical functions (wave functions in a particular basis) rather than with abstract state vectors. To get this type of description, equation (5.50) should be multiplied on the left by certain basis bra-vectors. For example, if we multiply (5.50) by position eigenvectors $\langle \mathbf{r}|$, we will obtain the Schrödinger equation in the position representation

$$\begin{aligned} i\hbar\frac{d}{dt}\langle \mathbf{r}|\Psi(t)\rangle &= \langle \mathbf{r}|H|\Psi(t)\rangle \\ i\hbar\frac{d}{dt}\Psi(\mathbf{r}, t) &= \hat{H}\Psi(\mathbf{r}, t) \end{aligned} \quad (5.51)$$

where $\Psi(\mathbf{r}, t) \equiv \langle \mathbf{r}|\Psi(t)\rangle$ is a wave function in the position representation and the action of the Hamiltonian on this wave function is denoted by $\hat{H}\Psi(\mathbf{r}, t) \equiv \langle \mathbf{r}|H|\Psi(t)\rangle$.

5.3 Massless particles

5.3.1 Spectra of momentum, energy, and velocity

In the case of massless particles ($m = 0$), such as photons, the method used in section 5.1 to construct irreducible unitary representations of the Poincaré group does not work. Indeed, for massless particles the position operator (4.33) cannot be defined. Therefore we cannot apply the Stone-von Neumann theorem H.3 to figure out the spectrum of the operator \mathbf{P} . To find the spectrum of \mathbf{P} for a single massless particle we will use another argument.

Let us choose a state of the massless particle with some nonzero momentum \mathbf{p} .³³ There are two kinds of inertial transformations that can affect this momentum value: rotations and boosts. Any vector \mathbf{p}' obtained from \mathbf{p} by rotations and boosts is also in the spectrum of \mathbf{P} .³⁴ So, we can use these transformations to explore the spectrum of the momentum operator. Rotations generally change the direction of the momentum vector, but preserve its length p , so all rotation images of \mathbf{p} form a surface of a sphere with its center in the origin $\mathbf{0}$ and the radius of p . Boosts along the momentum vector \mathbf{p} do not change the direction of this vector, but do change its length. To decrease the length of the momentum vector we can use a boost vector $\vec{\theta}$ which points in the direction opposite to \mathbf{p} , i.e., $\vec{\theta}/\theta = -\mathbf{p}/p$. Then, using formula (5.14) and equality³⁵

$$\omega_{\mathbf{p}} = cp \tag{5.52}$$

we can write

$$\begin{aligned} \mathbf{p}' &= \Lambda \mathbf{p} = \mathbf{p} + \frac{\mathbf{P}}{p} [p(\cosh \theta - 1) - p \sinh \theta] = \mathbf{p} [\cosh \theta - \sinh \theta] \\ &= \mathbf{p} e^{-\theta} \end{aligned} \tag{5.53}$$

so the transformed momentum reaches zero only in the limit $\theta \rightarrow \infty$. This means that the point $\mathbf{p} = 0$ cannot be reached from \mathbf{p} by rotations and boosts. So, this point does not belong to the spectrum of the momentum of

³³We assume that such a value exists in the spectrum of the momentum operator \mathbf{P} .

³⁴The proof of this statement is the same as in equations (5.1) and (5.6).

³⁵This equality follows from (5.7) if $m = 0$.

any massless particle³⁶. Then we see that for massless particles the mass hyperboloid (5.7) degenerates to a cone (5.52) with the point $\mathbf{p} = 0$ deleted (see Fig. 5.2). Therefore, the spectrum of velocity $\mathbf{V} = \mathbf{P}c^2/H$ is the surface of a sphere $|\mathbf{v}| = c$. This means that massless particles can move only with the speed of light in any reference frame. This is the famous second postulate of Einstein's special theory of relativity.

Statement 5.1 (invariance of the speed of light) *The speed of massless particles (e.g., photons) is equal to c independent on the velocity of the source and/or observer.*

5.3.2 Representations of the little group

Next we need to construct unitary irreducible representations of the Poincaré group for massless particles. To do that we can slightly modify the method of induced representations used for massive particles in section 5.1.

We already established that vector $\mathbf{p} = (0, 0, 0)$ does not belong to the momentum spectrum of a massless particle. So, unlike in the massive case, we cannot choose this vector as the standard vector for the construction of induced massless representations. We also mentioned that the choice of the standard vector is arbitrary, and representations built on different standard vectors are unitarily equivalent. Therefore, in the massless case we will choose a different standard momentum

$$\mathbf{k} = (0, 0, 1) \tag{5.54}$$

The next step is to find the little group corresponding to the vector \mathbf{k} , i.e., the subgroup of Lorentz transformations, which leave this vector invariant. The energy-momentum 4-vector corresponding to the standard vector (5.54) is $(ck, c\mathbf{k}) = (c, 0, 0, c)$. Therefore, in the 4D notation from Appendix I.1, the matrices S of little group elements must satisfy equation

$$S \begin{bmatrix} c \\ 0 \\ 0 \\ c \end{bmatrix} = \begin{bmatrix} c \\ 0 \\ 0 \\ c \end{bmatrix}$$

³⁶ The physical meaning of this result is clear because there are no photons with zero momentum and energy.

Since the little group is a subgroup of the Lorentz group, condition (I.3) must be fulfilled as well

$$S^T g S = g$$

One can verify that the most general matrix S with these properties has the form [Wei64a]

$$S(X_1, X_2, \theta) = \begin{bmatrix} 1 + \frac{1}{2}(X_1^2 + X_2^2) & X_1 & X_2 & -\frac{1}{2}(X_1^2 + X_2^2) \\ X_1 \cos \theta + X_2 \sin \theta & \cos \theta & \sin \theta & -X_1 \cos \theta - X_2 \sin \theta \\ -X_1 \sin \theta + X_2 \cos \theta & -\sin \theta & \cos \theta & X_1 \sin \theta - X_2 \cos \theta \\ \frac{1}{2}(X_1^2 + X_2^2) & X_1 & X_2 & 1 - \frac{1}{2}(X_1^2 + X_2^2) \end{bmatrix} \quad (5.55)$$

which depends on three independent real parameters X_1 , X_2 , and θ .³⁷ The three generators of these transformations are obtained by differentiation

$$T_1 = \lim_{X_1, X_2, \theta \rightarrow 0} \frac{\partial}{\partial X_1} S(X_1, X_2, \theta) = \begin{bmatrix} 0 & 1 & 0 & 0 \\ 1 & 0 & 0 & -1 \\ 0 & 0 & 0 & 0 \\ 0 & 1 & 0 & 0 \end{bmatrix} = \mathcal{J}_x - c\mathcal{K}_y$$

$$T_2 = \lim_{X_1, X_2, \theta \rightarrow 0} \frac{\partial}{\partial X_2} S(X_1, X_2, \theta) = \begin{bmatrix} 0 & 0 & 1 & 0 \\ 0 & 0 & 0 & 0 \\ 1 & 0 & 0 & -1 \\ 0 & 0 & 1 & 0 \end{bmatrix} = \mathcal{J}_y + c\mathcal{K}_x$$

$$R = \lim_{X_1, X_2, \theta \rightarrow 0} \frac{\partial}{\partial \theta} S(X_1, X_2, \theta) = \begin{bmatrix} 0 & 0 & 0 & 0 \\ 0 & 0 & 1 & 0 \\ 0 & -1 & 0 & 0 \\ 0 & 0 & 0 & 0 \end{bmatrix} = \mathcal{J}_z$$

³⁷So, just as in the massive case, the massless little group is a 3-dimensional subgroup of the Lorentz group. However, this subgroup is different from the rotation group of the massive case.

where $\vec{\mathcal{J}}$ and $\vec{\mathcal{K}}$ are Lorentz group generators (I.13) and (I.14). The commutators are easily calculated

$$\begin{aligned} [T_1, T_2] &= 0 \\ [R, T_2] &= -T_1 \\ [R, T_1] &= T_2 \end{aligned}$$

These are commutation relations of the Lie algebra for the group of “translations” (T_1 and T_2) and rotations (R) in a 2D plane.

The next step is to find the full set of unitary irreducible representations of the little group constructed above. We will do that by following the “induced representation” prescription outlined at the end of subsection 5.1.3. First we introduce three Hermitian operators $\vec{\Pi} = (\Pi_1, \Pi_2)$ and $\Theta \equiv J_z$, which provide a representation of the Lie algebra generators \mathbf{T} and R , respectively.³⁸ So, little group “translations” and rotations are represented in the subspace $\mathcal{H}_{\mathbf{k}}$ ³⁹ by unitary operators $e^{-\frac{i}{\hbar}\Pi_1 x}$, $e^{-\frac{i}{\hbar}\Pi_2 y}$ and $e^{-\frac{i}{\hbar}\Theta\phi}$.

Next we should clarify the structure of the Hilbert subspace $\mathcal{H}_{\mathbf{k}}$, keeping in mind that this subspace should carry an irreducible representation of the little group. Suppose that the subspace $\mathcal{H}_{\mathbf{k}}$ contains a state vector $|\vec{\pi}\rangle$ which is an eigenvector of $\vec{\Pi}$ with a nonzero “momentum” $\vec{\pi} \neq 0$

$$\vec{\Pi}|\vec{\pi}\rangle = (\pi_1, \pi_2)|\vec{\pi}\rangle$$

Then the rotated vector

$$e^{-\frac{i}{\hbar}\Theta\phi}|\pi_1, \pi_2\rangle = |\pi_1 \cos \phi + \pi_2 \sin \phi, \pi_1 \sin \phi - \pi_2 \cos \phi\rangle \quad (5.56)$$

also belongs to the subspace $\mathcal{H}_{\mathbf{k}}$. Vectors (5.56) form a circle $\pi_1^2 + \pi_2^2 = \text{const}$ in the 2D “momentum” plane. The linear span of these vectors form an infinite-dimensional Hilbert space. This means that $\mathcal{H}_{\mathbf{k}}$ is infinite-dimensional. If we used this representation of the little group to build the unitary irreducible representation of the full Poincaré group, we would obtain massless

³⁸One can notice a formal analogy of operators $\vec{\Pi}$ and Θ with 2-dimensional “momentum” and “angular momentum”, respectively.

³⁹This is the eigensubspace of the particle momentum operator \mathbf{P} , corresponding to the “standard” eigenvector \mathbf{k} .

particles having an infinite number of internal (spin) degrees of freedom, or “continuous spin.” Such particles have not been observed in nature, so we will not discuss this possibility further. The only case having relevance to physics is the “zero-radius” circle $\vec{\pi} = 0$. These vectors form a one-dimensional irreducible subspace $\mathcal{H}_{\mathbf{k}}$, where “translations” are represented trivially

$$e^{-\frac{i}{\hbar}\vec{\Pi}\mathbf{r}}|\vec{\pi} = \mathbf{0}\rangle = |\vec{\pi} = \mathbf{0}\rangle \quad (5.57)$$

and rotations around the z -axis are represented by unimodular factors

$$e^{-\frac{i}{\hbar}\Theta\phi}|\vec{\pi} = \mathbf{0}\rangle \equiv e^{-\frac{i}{\hbar}J_z\phi}|\vec{\pi} = \mathbf{0}\rangle = e^{i\tau\phi}|\vec{\pi} = \mathbf{0}\rangle \quad (5.58)$$

The allowed values of the parameter τ can be obtained from the fact that the representation must be either single- or double-valued.⁴⁰ Therefore, the rotation through the angle $\phi = 2\pi$ can be represented by either 1 or -1, and τ must be either integer or half-integer number

$$\tau = \dots, -1, -1/2, 0, 1/2, 1, \dots \quad (5.59)$$

We will refer to the parameter τ as to *helicity*.⁴¹ This parameter distinguishes different massless unitary irreducible representations of the Poincaré group, i.e., different types of elementary massless particles.

5.3.3 Massless representations of the Poincaré group

In the preceding subsection we have built an unitary representation of the little group (which is a subgroup of the Poincaré group) in the 1-dimensional subspace $\mathcal{H}_{\mathbf{k}}$ of the standard momentum $\mathbf{k} = (0, 0, 1)$. In this subsection our goal is to build irreducible unitary representations of the full Poincaré group in the entire Hilbert space

$$\mathcal{H} = \oplus_{\mathbf{p}} \mathcal{H}_{\mathbf{p}} \quad (5.60)$$

of a massless particle with helicity τ .

⁴⁰see Statement 3.2

⁴¹Note that $\hbar\tau$ is eigenvalue of the *helicity operator* $(\mathbf{J} \cdot \mathbf{P})/P$.

First we would like to build a basis in the Hilbert space \mathcal{H} . To do that we choose an arbitrary basis vector $|\mathbf{k}, \tau\rangle$ in the subspace $\mathcal{H}_{\mathbf{k}}$.⁴² Similarly to what we did in the massive case, we are going to propagate this basis vector to other values of momentum \mathbf{p} by using transformations from the Lorentz group. So, we need to define elements $\lambda_{\mathbf{p}}$ of the Lorentz group, which connect the standard momentum \mathbf{k} with all other momenta \mathbf{p}

$$\lambda_{\mathbf{p}}\mathbf{k} = \mathbf{p}$$

Just as in the massive case, the choice of the set of transformations $\lambda_{\mathbf{p}}$ is not unique. However, one can show that representations of the Poincaré group constructed with differently chosen $\lambda_{\mathbf{p}}$ are unitarily equivalent. So, we are free to choose any set $\lambda_{\mathbf{p}}$, which makes our calculations more convenient. Our decision is to define $\lambda_{\mathbf{p}}$ as a Lorentz boost along the z-axis

$$B_{\mathbf{p}} = \begin{bmatrix} \cosh \theta & 0 & 0 & \sinh \theta \\ 0 & 1 & 0 & 0 \\ 0 & 0 & 1 & 0 \\ \sinh \theta & 0 & 0 & \cosh \theta \end{bmatrix} \quad (5.61)$$

followed by a rotation $R_{\mathbf{p}}$ which brings direction $\mathbf{k} = (0, 0, 1)$ to $\frac{\mathbf{p}}{p}$

$$\lambda_{\mathbf{p}} = R_{\mathbf{p}}B_{\mathbf{p}} \quad (5.62)$$

(see Fig. 5.4). The rapidity of the boost $\theta = \log(p)$ is such that the length of $B_{\mathbf{p}}\mathbf{k}$ is equal to p .⁴³ The absolute value of the rotation angle in $R_{\mathbf{p}}$ is

$$\cos \phi = \left(\mathbf{k} \cdot \frac{\mathbf{p}}{p} \right) = p_z/p \quad (5.63)$$

and the direction of $\vec{\phi}$ is

$$\frac{\vec{\phi}}{\phi} = \left[\mathbf{k} \times \frac{\mathbf{p}}{p} \right] / \sin \phi = (p_x^2 + p_y^2)^{-1/2}(-p_y, p_x, 0)$$

⁴²Here τ is a fixed half-integer number (5.59) that specifies the helicity of our particle.

⁴³see formula (5.53)

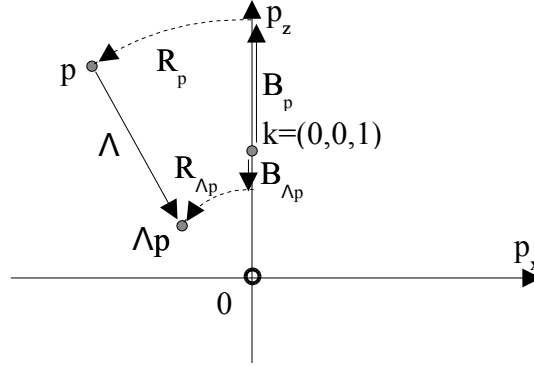


Figure 5.4: Each point \mathbf{p} (except $\mathbf{p} = 0$) in the momentum space of a massless particle can be reached from the standard vector $\mathbf{k} = (0, 0, 1)$ by applying a boost $B_{\mathbf{p}}$ along the z -axis followed by a rotation $R_{\mathbf{p}}$.

The full basis $|\mathbf{p}, \tau\rangle$ in \mathcal{H} is now obtained by propagating the basis vector $|\mathbf{k}, \tau\rangle$ to other fixed momentum subspaces $\mathcal{H}_{\mathbf{p}}$ ⁴⁴

$$|\mathbf{p}, \tau\rangle = \frac{1}{\sqrt{|\mathbf{p}|}} U(\lambda_{\mathbf{p}}; \mathbf{0}, 0) |\mathbf{k}, \tau\rangle \quad (5.64)$$

The next step is to consider how general elements of the Poincaré group act on the basis vectors (5.64). First we apply a general transformation from the Lorentz subgroup $U(\Lambda; \mathbf{0}, 0)$ to an arbitrary basis vector $|\mathbf{p}, \tau\rangle$

$$\begin{aligned} U(\Lambda; \mathbf{0}, 0) |\mathbf{p}, \tau\rangle &= U(\Lambda; \mathbf{0}, 0) U(\lambda_{\mathbf{p}}; \mathbf{0}, 0) |\mathbf{k}, \tau\rangle \\ &= U(\lambda_{\Lambda\mathbf{p}}; \mathbf{0}, 0) U(\lambda_{\Lambda\mathbf{p}}^{-1}; \mathbf{0}, 0) U(\Lambda; \mathbf{0}, 0) U(\lambda_{\mathbf{p}}; \mathbf{0}, 0) |\mathbf{k}, \tau\rangle \\ &= U(\lambda_{\Lambda\mathbf{p}}; \mathbf{0}, 0) U(\lambda_{\Lambda\mathbf{p}}^{-1} \Lambda \lambda_{\mathbf{p}}; \mathbf{0}, 0) |\mathbf{k}, \tau\rangle \\ &= U(\lambda_{\Lambda\mathbf{p}}; \mathbf{0}, 0) U(B_{\Lambda\mathbf{p}}^{-1} R_{\Lambda\mathbf{p}}^{-1} \Lambda R_{\mathbf{p}} B_{\mathbf{p}}; \mathbf{0}, 0) |\mathbf{k}, \tau\rangle \end{aligned}$$

The product of Lorentz group transformations $\lambda_{\Lambda\mathbf{p}}^{-1} \Lambda \lambda_{\mathbf{p}} = B_{\Lambda\mathbf{p}}^{-1} R_{\Lambda\mathbf{p}}^{-1} \Lambda R_{\mathbf{p}} B_{\mathbf{p}}$ on the right hand side brings vector \mathbf{k} back to \mathbf{k} (see Fig. 5.4), therefore this product is an element of the little group. The “translation” part of this element is irrelevant for us due to equation (5.57). The relevant angle of

⁴⁴compare with equations (5.5) and (5.27)

rotation around the z -axis is called the *Wigner angle* $\phi_W(\mathbf{p}, \Lambda)$.⁴⁵ According to equation (5.58), this rotation acts as multiplication by a unimodular factor

$$U(\lambda_{\Lambda\mathbf{p}}^{-1}\Lambda\lambda_{\mathbf{p}}; \mathbf{0}, 0)|\mathbf{k}, \tau\rangle = e^{i\tau\phi_W(\mathbf{p}, \Lambda)}|\mathbf{k}, \tau\rangle$$

Thus, taking into account (5.64) we can write for arbitrary Lorentz transformation Λ

$$U(\Lambda; \mathbf{0}, 0)|\mathbf{p}, \tau\rangle = U(\lambda_{\Lambda\mathbf{p}}; \mathbf{0}, 0)e^{i\tau\phi_W(\mathbf{p}, \Lambda)}|\mathbf{k}, \tau\rangle = \frac{\sqrt{|\Lambda\mathbf{p}|}}{\sqrt{|\mathbf{p}|}}e^{i\tau\phi_W(\mathbf{p}, \Lambda)}|\Lambda\mathbf{p}, \tau\rangle$$

For a general Poincaré group element we finally obtain a transformation that is similar to the massive case result (5.28)

$$U(\Lambda; \mathbf{r}, t)|\mathbf{p}, \tau\rangle = \sqrt{\frac{|\Lambda\mathbf{p}|}{|\mathbf{p}|}}e^{-\frac{i}{\hbar}\mathbf{p}\cdot\mathbf{r} + \frac{ic}{\hbar}|\mathbf{p}|t}e^{i\tau\phi_W(\mathbf{p}, \Lambda)}|\Lambda\mathbf{p}, \tau\rangle \quad (5.65)$$

As was mentioned in the beginning of this chapter, photons are described by a reducible representation of the Poincaré group which is a direct sum of two irreducible representations with helicities $\tau = 1$ and $\tau = -1$. In the classical language these two irreducible components correspond to the left and right circularly polarized light.

5.3.4 Doppler effect and aberration

To illustrate results obtained in this section, here we are going to derive well-known formulas for the Doppler effect and the aberration of light. These formulas connects energies and propagation directions of photons viewed from reference frames in relative motion.

We denote $H(0)$ the photon's energy and $\mathbf{P}(0)$ its momentum in the reference frame O at rest. We also denote $H(\theta)$ and $\mathbf{P}(\theta)$ the photon's energy and momentum in the reference frame O' moving with velocity $\mathbf{v} = c\frac{\vec{\theta}}{\theta} \tanh \theta$. Then using (4.4) we obtain the usual *Doppler effect* formula⁴⁶

⁴⁵Explicit expressions for the Wigner rotation angle can be found in [Rit61, CR03].

⁴⁶The frequency of light is proportional to the photon's energy ($H = \hbar\omega$), so our formula (5.66) applies to frequencies as well.

$$\begin{aligned}
H(\theta) &= H(0) \cosh \theta - c\mathbf{P}(0) \cdot \frac{\vec{\theta}}{\theta} \sinh \theta \\
&= H(0) \cosh \theta \left(1 - \frac{cP(0)\mathbf{P}(0)}{H(0)P(0)} \cdot \frac{\vec{\theta}}{\theta} \tanh \theta \right) \\
&= H(0) \cosh \theta \left(1 - \frac{v}{c} \cos \phi_0 \right)
\end{aligned} \tag{5.66}$$

where we denoted ϕ_0 the angle between the direction of photon's propagation (seen in the reference frame O) and the direction of movement of the reference frame O' with respect to O

$$\cos \phi_0 \equiv \frac{\mathbf{P}(0)}{P(0)} \cdot \frac{\vec{\theta}}{\theta} \tag{5.67}$$

Sometimes the Doppler effect formula is written in another form where the angle ϕ between the photon momentum and the reference frame velocity is measured from the point of view of O'

$$\cos \phi \equiv \frac{\mathbf{P}(\theta)}{P(\theta)} \cdot \frac{\vec{\theta}}{\theta} \tag{5.68}$$

From (4.4) we can write

$$\begin{aligned}
H(0) &= H(\theta) \cosh \theta + c\mathbf{P}(\theta) \cdot \frac{\vec{\theta}}{\theta} \sinh \theta \\
&= H(\theta) \cosh \theta \left(1 + \frac{cP(\theta)\mathbf{P}(\theta)}{H(\theta)P(\theta)} \cdot \frac{\vec{\theta}}{\theta} \tanh \theta \right) \\
&= H(\theta) \cosh \theta \left(1 + \frac{v}{c} \cos \phi \right)
\end{aligned}$$

Therefore

$$H(\theta) = \frac{H(0)}{\cosh \theta (1 + \frac{v}{c} \cos \phi)} \tag{5.69}$$

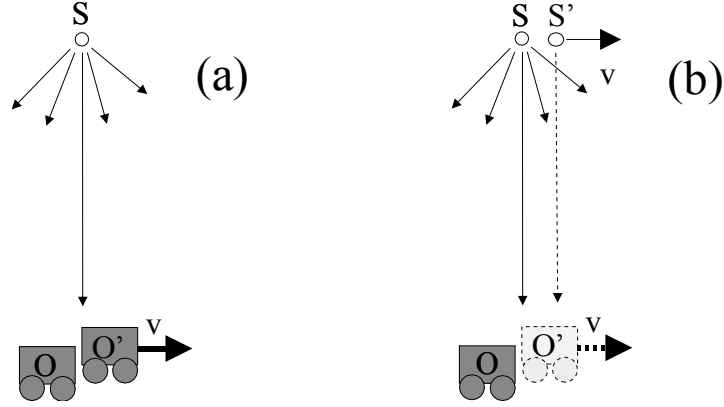


Figure 5.5: To the discussion of the Doppler effect: (a) observer at rest O and moving observer O' measure light from the same source (e.g., a star) S ; (b) one observer O measures light from two sources S and S' that move with respect to each other.

The difference between angles ϕ_0 and ϕ , i.e., the dependence of the direction of light propagation on the observer is known as the *aberration* effect. In order to see the same star in the sky observers O and O' must point their telescopes in different directions. These directions make angles ϕ_0 and ϕ , respectively, with the direction $\frac{\vec{v}}{v}$ of the relative velocity of O and O' . The relationship between these angles can be found by taking the scalar product of both sides of (4.3) with $\frac{\vec{v}}{v}$ and taking into account equations (5.66) - (5.68) and $cP(\theta) = H(\theta)$

$$\begin{aligned} \cos \phi &= \frac{P(0)}{P(\theta)} (\cosh \theta \cos \phi_0 - \sinh \theta) = \frac{\cosh \theta \cos \phi_0 - \sinh \theta}{\cosh \theta (1 - \frac{v}{c} \cos \phi_0)} \\ &= \frac{\cos \phi_0 - v/c}{1 - \frac{v}{c} \cos \phi_0} \end{aligned}$$

Our derivations above referred to the case when there was one source of light and two observers moving with respect to each other (see Fig. 5.5(a)). However, this setup is not characteristic for most astronomical observations of the Doppler effect. In these observations one typically has one observer and two sources of light (stars) that move with respect to each other with velocity \mathbf{v} (see Fig. 5.5(b)). The aim of observations is to measure the energy (frequency) difference of photons emitted by the two stars. Let us

assume that the distance between the stars S and S' is much smaller than the distance from the stars to the Earth. Photons emitted simultaneously by S and S' move with the same speed c and arrive to Earth at the same time. Two stars are seen by O in the same region of the sky independent on the velocity \mathbf{v} . We also assume that sources S and S' are identical, i.e., they emit photons of the same energy in their respective reference frames. Furthermore, we assume that the energy $h(0)$ of photons arriving from the source S to the observer O is known. Our goal is to find the energy (denoted by $h(\theta)$) of photons emitted by S' from the point of view of O . In order to do that, we introduce an imaginary observer O' whose velocity \mathbf{v} with respect to O is the same as velocity of S' with respect to S and apply the principle of relativity. According to this principle, the energy of photons from S' registered by O' is the same as the energy of photons from S registered by O , i.e., $h(0)$. Now, in order to find the energy of photons from S' seen by O we can apply formula (5.69) with the opposite sign of velocity

$$h(\theta) = \frac{h(0)}{\cosh \theta (1 - \frac{v}{c} \cos \phi)} \quad (5.70)$$

where ϕ is the angle between velocity \mathbf{v} of the star S' and the direction of light arriving from stars S and S' from the point of view of O .

Description of the Doppler effect from a different point of view will be found in subsection 6.4.2.

Chapter 6

INTERACTION

I myself, a professional mathematician, on re-reading my own work find it strains my mental powers to recall to mind from the figures the meanings of the demonstrations, meanings which I myself originally put into the figures and the text from my mind. But when I attempt to remedy the obscurity of the material by putting in extra words, I see myself falling into the opposite fault of becoming chatty in something mathematical.

Johannes Kepler

In the preceding chapter we were concerned with isolated elementary particles moving freely in space. Starting from this chapter we will focus on compound systems consisting of two or more particles. In addition we will allow a redistribution of energy and momentum between different parts of the system, in other words we will allow *interactions*. In this chapter, our analysis will be limited to cases in which creation and/or destruction of particles is not allowed, and only few massive spinless particles are present. Starting from chapter 8 we are going to lift these restrictions and consider interacting systems in full generality.

6.1 Hilbert space of a many-particle system

In this section we will construct the Hilbert space of a compound system. In quantum mechanics textbooks it is tacitly assumed that this space should be built as a tensor product of Hilbert spaces of the components. Here we will show how this statement can be proven from postulates of quantum logic.¹ For simplicity, we will start with the simplest case of a two-particle system.

6.1.1 Tensor product theorem

Let \mathcal{L}_1 , \mathcal{L}_2 , and \mathcal{L} be quantum propositional systems of particles 1, 2, and the compound system 1+2, respectively. It seems reasonable to assume that each proposition about subsystem 1 (or 2) is still valid in the combined system. So, propositions in \mathcal{L}_1 and \mathcal{L}_2 should be represented also as propositions in \mathcal{L} . Let us formulate this idea as a new postulate

Postulate 6.1 (properties of compound systems) *If \mathcal{L}_1 and \mathcal{L}_2 are quantum propositional systems describing two physical systems 1 and 2, and \mathcal{L} is the quantum propositional system describing the compound system 1+2, then there exist two mappings*

$$\begin{aligned} f_1 : \mathcal{L}_1 &\rightarrow \mathcal{L} \\ f_2 : \mathcal{L}_2 &\rightarrow \mathcal{L} \end{aligned}$$

which satisfy the following conditions:

(I) *The mappings f_1 and f_2 preserve all logical relationships between propositions, so that*

$$\begin{aligned} f_1(\emptyset_{\mathcal{L}_1}) &= \emptyset_{\mathcal{L}} \\ f_1(\mathcal{I}_{\mathcal{L}_1}) &= \mathcal{I}_{\mathcal{L}} \end{aligned}$$

and for any two propositions $x, y \in \mathcal{L}_1$

¹see sections 1.3 - 1.5

$$\begin{aligned}
x \leq y &\Leftrightarrow f_1(x) \leq f_1(y) \\
f_1(x \wedge y) &= f_1(x) \wedge f_1(y) \\
f_1(x \vee y) &= f_1(x) \vee f_1(y) \\
f_1(x^\perp) &= (f_1(x))^\perp
\end{aligned}$$

The same properties are valid for the mapping $f_2 : \mathcal{L}_2 \rightarrow \mathcal{L}$.

(II) The results of measurements on two subsystems are independent. This means that in the compound system all propositions about subsystem 1 are compatible with all propositions about subsystem 2:

$$f_1(x_1) \leftrightarrow f_2(x_2)$$

where $x_1 \in \mathcal{L}_1$, $x_2 \in \mathcal{L}_2$

(III) If we have full information about subsystems 1 and 2, then we have full information about the combined system. Therefore, if $x_1 \in \mathcal{L}_1$ and $x_2 \in \mathcal{L}_2$ are atoms then the meet of their images $f_1(x_1) \wedge f_2(x_2)$ is also an atomic proposition in \mathcal{L} .

The following theorem [Mat75, AD78b] allows us to translate the above properties of the compound system from the language of quantum logic to the more convenient language of Hilbert spaces.

Theorem 6.2 (Matolcsi) *Suppose that \mathcal{H}_1 , \mathcal{H}_2 , and \mathcal{H} are three complex Hilbert spaces corresponding to the propositional lattices \mathcal{L}_1 , \mathcal{L}_2 , and \mathcal{L} , respectively. Suppose also that f_1 and f_2 are two mappings satisfying all conditions from Postulate 6.1. Then the Hilbert space \mathcal{H} of the compound system is either one of the four tensor products² $\mathcal{H} = \mathcal{H}_1 \otimes \mathcal{H}_2$, or $\mathcal{H} = \mathcal{H}_1^* \otimes \mathcal{H}_2$, or $\mathcal{H} = \mathcal{H}_1 \otimes \mathcal{H}_2^*$, or $\mathcal{H} = \mathcal{H}_1^* \otimes \mathcal{H}_2^*$.*

The proof of this theorem is beyond the scope of our book.

So we have four ways to couple two one-particle Hilbert spaces into one two-particle Hilbert space. Quantum mechanics uses only the first possibility

²For definition of the tensor product of two Hilbert spaces see Appendix F.4. The star denotes a dual Hilbert space as described in Appendix F.3.

$\mathcal{H} = \mathcal{H}_1 \otimes \mathcal{H}_2$.³ This means that if particle 1 is in a state $|1\rangle \in \mathcal{H}_1$ and particle 2 is in a state $|2\rangle \in \mathcal{H}_2$, then the state of the compound system is described by the vector $|1\rangle \otimes |2\rangle \in \mathcal{H}_1 \otimes \mathcal{H}_2$.

6.1.2 Particle observables in a multiparticle system

The mappings f_1 and f_2 from Postulate 6.1 map propositions (projections) from Hilbert spaces of individual particles \mathcal{H}_1 and \mathcal{H}_2 into the Hilbert space $\mathcal{H} = \mathcal{H}_1 \otimes \mathcal{H}_2$ of the compound system. Therefore, they also map particle observables from \mathcal{H}_1 and \mathcal{H}_2 to \mathcal{H} . For example, consider an 1-particle observable $G^{(1)}$ that is represented in the Hilbert space \mathcal{H}_1 by the Hermitian operator with a spectral decomposition (1.28)

$$G^{(1)} = \sum_g g P_g^{(1)}$$

Then the mapping f_1 transforms $G^{(1)}$ into a Hermitian operator $f_1(G^{(1)})$ in the Hilbert space \mathcal{H} of the compound system

$$f_1(G^{(1)}) = \sum_g g f_1(P_g^{(1)})$$

which has the same spectrum g as $G^{(1)}$. Thus we conclude that all observables of individual particles, e.g., $\mathbf{P}_1, \mathbf{R}_1$ in \mathcal{H}_1 and $\mathbf{P}_2, \mathbf{R}_2$ in \mathcal{H}_2 have well-defined meanings in the Hilbert space \mathcal{H} of the combined system.

In what follows we will use small letters to denote observables of individual particles in \mathcal{H} .⁴ For example, the position and momentum of the particle 1 in the two-particle system will be denoted as \mathbf{p}_1 and \mathbf{r}_1 . The operator of energy of the particle 1 will be written as $h_1 = \sqrt{m_1^2 c^4 + p_1^2 c^2}$, etc. Similarly, observables of the particle 2 in \mathcal{H} will be denoted as $\mathbf{p}_2, \mathbf{r}_2$, and h_2 . According to Postulate 6.1(II), spectral projections of observables of different particles commute with each other in \mathcal{H} . Therefore, observables of different particles commute with each other as well.

³It is not yet clear what is the physical meaning of the other three possibilities.

⁴We will keep using capital letters for the total observables ($H, \mathbf{P}, \mathbf{J}$, and \mathbf{K}) of the compound system.

Just as in the single-particle case discussed in chapter 5, two-particle states can be also described by wave functions. From the properties of the tensor product of Hilbert spaces it can be derived that if $\psi_1(\mathbf{r}_1)$ is the wave function of particle 1 and $\psi_2(\mathbf{r}_2)$ is the wave function of particle 2, then the wave function of the compound system is simply a product

$$\psi(\mathbf{r}_1, \mathbf{r}_2) = \psi_1(\mathbf{r}_1)\psi_2(\mathbf{r}_2) \quad (6.1)$$

In this case, both particles 1 and 2 and the compound system are in pure quantum states. However, the most general pure 2-particle state in $\mathcal{H}_1 \otimes \mathcal{H}_2$ is described by a general (normalizable) function of two vector variables $\psi(\mathbf{r}_1, \mathbf{r}_2)$ which is not necessarily expressed in the product form (6.1). In this case, individual subsystems are in mixed states: the results of measurements performed on the particle 1 are correlated with the results of measurements performed on the particle 2, even though the particles do not interact with each other. The existence of such *entangled states* is a distinctive feature of quantum mechanics, which is not present in the classical world.

6.1.3 Statistics

The above construction of the two-particle Hilbert space $\mathcal{H} = \mathcal{H}_1 \otimes \mathcal{H}_2$ is valid when particles 1 and 2 belong to different species. If particles 1 and 2 are identical, then there are vectors in $\mathcal{H}_1 \otimes \mathcal{H}_2$ that do not correspond to physically realizable states, and the Hilbert space of two-particle states is “less” than $\mathcal{H}_1 \otimes \mathcal{H}_2$. Indeed, if two particles 1 and 2 are identical, then no measurable quantity will change if these particles are interchanged. Therefore, after permutation of two particles, the wave function may at most acquire an insignificant unimodular phase factor β

$$\psi(\mathbf{r}_2, \sigma_2; \mathbf{r}_1, \sigma_1) = \beta\psi(\mathbf{r}_1, \sigma_1; \mathbf{r}_2, \sigma_2) \quad (6.2)$$

If we swap the particles again then the original wave function must be restored

$$\psi(\mathbf{r}_1, \sigma_1; \mathbf{r}_2, \sigma_2) = \beta\psi(\mathbf{r}_2, \sigma_2; \mathbf{r}_1, \sigma_1) = \beta^2\psi(\mathbf{r}_1, \sigma_1; \mathbf{r}_2, \sigma_2)$$

Therefore $\beta^2 = 1$, which implies that the factor β for any physical state $\psi(\mathbf{r}_1, \sigma_1; \mathbf{r}_2, \sigma_2)$ in \mathcal{H} can be either 1 or -1. If a vector in \mathcal{H} does not have this property, then this vector does not correspond to a physically realizable state. Thus the Hilbert space of physical states of two identical particles is only a subspace in \mathcal{H} .

Is it possible that in a system of two identical particles one state $\phi_1(\mathbf{r}_1, \sigma_1; \mathbf{r}_2, \sigma_2)$ has factor β equal to 1

$$\phi_1(\mathbf{r}_1, \sigma_1; \mathbf{r}_2, \sigma_2) = \phi_1(\mathbf{r}_2, \sigma_2; \mathbf{r}_1, \sigma_1) \quad (6.3)$$

and another state $\phi_2(\mathbf{r}_1, \sigma_1; \mathbf{r}_2, \sigma_2)$ has factor β equal to -1?

$$\phi_2(\mathbf{r}_1, \sigma_1; \mathbf{r}_2, \sigma_2) = -\phi_2(\mathbf{r}_2, \sigma_2; \mathbf{r}_1, \sigma_1) \quad (6.4)$$

If equations (6.3) and (6.4) were true, then the linear combination of the states ϕ_1 and ϕ_2

$$\psi(\mathbf{r}_1, \sigma_1; \mathbf{r}_2, \sigma_2) = a\phi_1(\mathbf{r}_1, \sigma_1; \mathbf{r}_2, \sigma_2) + b\phi_2(\mathbf{r}_1, \sigma_1; \mathbf{r}_2, \sigma_2)$$

would not transform like (6.2) after permutation

$$\begin{aligned} \psi(\mathbf{r}_2, \sigma_2; \mathbf{r}_1, \sigma_1) &= a\phi_1(\mathbf{r}_2, \sigma_2; \mathbf{r}_1, \sigma_1) + b\phi_2(\mathbf{r}_2, \sigma_2; \mathbf{r}_1, \sigma_1) \\ &= a\phi_1(\mathbf{r}_1, \sigma_1; \mathbf{r}_2, \sigma_2) - b\phi_2(\mathbf{r}_1, \sigma_1; \mathbf{r}_2, \sigma_2) \\ &\neq \pm\psi(\mathbf{r}_1, \sigma_1; \mathbf{r}_2, \sigma_2) \end{aligned}$$

It then follows that the factor β must be the same for all states in the Hilbert space \mathcal{H} of the system of two identical particles. This result implies that all particles in nature are divided in two categories: *bosons* and *fermions*.

For bosons $\beta = 1$ and two-particle wave functions are *symmetric* with respect to permutations. Wave functions of two bosons form a linear subspace $\mathcal{H}_1 \otimes_{sym} \mathcal{H}_2 \subseteq \mathcal{H}_1 \otimes \mathcal{H}_2$. This means, in particular, that two identical bosons may occupy the same quantum state, i.e., the wave function $\psi(\mathbf{r}_1, \sigma_1)\psi(\mathbf{r}_2, \sigma_2)$ belongs to the bosonic subspace $\mathcal{H}_1 \otimes_{sym} \mathcal{H}_2$.

For fermions, $\beta = -1$ and two-particle wave functions are *antisymmetric* with respect to permutations of particle variables. The Hilbert space of two

identical fermions is the subspace of antisymmetric functions $\mathcal{H}_1 \otimes_{\text{asym}} \mathcal{H}_2 \subseteq \mathcal{H}_1 \otimes \mathcal{H}_2$. This means, in particular, that two identical fermions may not occupy the same quantum state (this is called the *Pauli exclusion principle*), i.e., the wavefunction $\psi(\mathbf{r}_1, \sigma_1)\psi(\mathbf{r}_2, \sigma_2)$ does not belong to the antisymmetric fermionic subspace $\mathcal{H}_1 \otimes_{\text{asym}} \mathcal{H}_2$.

A remarkable *spin-statistics theorem* has been proven in the framework of quantum field theory. This theorem establishes (in full agreement with experiment) that the symmetry of two-particle wave functions is related to their spin: all particles with integer spin (e.g., photons) are bosons and all particles with half-integer spin (e.g., neutrinos, electrons, protons) are fermions.

All results of this section can be immediately generalized to the case of n -particle system, where $n > 2$. For example, the Hilbert space of n identical bosons is the symmetrized tensor product $\mathcal{H} = \mathcal{H}_1 \otimes_{\text{sym}} \mathcal{H}_2 \otimes_{\text{sym}} \dots \otimes_{\text{sym}} \mathcal{H}_n$, and the Hilbert space of n identical fermions is the antisymmetrized tensor product $\mathcal{H} = \mathcal{H}_1 \otimes_{\text{asym}} \mathcal{H}_2 \otimes_{\text{asym}} \dots \otimes_{\text{asym}} \mathcal{H}_n$.

6.2 Relativistic Hamiltonian dynamics

To complete our description of the 2-particle system initiated in the preceding section we need to specify an unitary representation U_g of the Poincaré group in the Hilbert space $\mathcal{H} = \mathcal{H}_1 \otimes \mathcal{H}_2$.⁵ We already know from chapter 4 that generators of this representation (and some functions of generators) will define total observables of the compound system. From subsection 6.1.2 we also know how to define observables of individual particles in \mathcal{H} . If we assume that total observables in \mathcal{H} may be expressed as functions of particle observables $\mathbf{p}_1, \mathbf{r}_1, \mathbf{p}_2$, and \mathbf{r}_2 , then the construction of U_g is equivalent to finding 10 Hermitian operator functions

$$H(\mathbf{p}_1, \mathbf{r}_1, \mathbf{p}_2, \mathbf{r}_2) \tag{6.5}$$

$$\mathbf{P}(\mathbf{p}_1, \mathbf{r}_1, \mathbf{p}_2, \mathbf{r}_2) \tag{6.6}$$

$$\mathbf{J}(\mathbf{p}_1, \mathbf{r}_1, \mathbf{p}_2, \mathbf{r}_2) \tag{6.7}$$

$$\mathbf{K}(\mathbf{p}_1, \mathbf{r}_1, \mathbf{p}_2, \mathbf{r}_2) \tag{6.8}$$

⁵For simplicity we will assume that particles 1 and 2 are massive, spinless, and not identical.

which satisfy commutation relations of the Poincaré Lie algebra (3.52) - (3.58). Even in the simplest two-particle case this problem does not have a unique solution, and additional physical principles should be applied to make sure that generators (6.5) - (6.8) are selected in agreement with observations. For a general multiparticle system, the construction of the representation U_g is the most difficult and the most important part of relativistic quantum theories. A large portion of the rest of this book is devoted to the analysis of different ways to construct representation U_g . It is important to understand that once this step is completed, we get everything we need for a full theoretical description of the physical system and for comparison of calculations with experimental data.

6.2.1 Non-interacting representation of the Poincaré group

There are infinitely many ways to define the representation U_g of the Poincaré group, in the Hilbert space $\mathcal{H} = \mathcal{H}_1 \otimes \mathcal{H}_2$. Let us start our analysis from one legitimate choice which has a transparent physical meaning. We know from chapter 5 that one-particle Hilbert spaces \mathcal{H}_1 and \mathcal{H}_2 carry irreducible unitary representations U_g^1 and U_g^2 of the Poincaré group. Functions f_1 and f_2 defined in subsection 6.1.1 allow us to map these representations to the Hilbert space \mathcal{H} of the compound system, i.e., to have two representations of the Poincaré group $f_1(U_g^1)$ and $f_2(U_g^2)$ in \mathcal{H} .⁶ We can then define a new representation U_g^0 of the Poincaré group in \mathcal{H} by making a (tensor product) composition of $f_1(U_g^1)$ and $f_2(U_g^2)$. More specifically, for any vector $|1\rangle \otimes |2\rangle \in \mathcal{H}$ we define

$$U_g^0(|1\rangle \otimes |2\rangle) = f_1(U_g^1)|1\rangle \otimes f_2(U_g^2)|2\rangle \quad (6.9)$$

and the action of U_g^0 on other vectors in \mathcal{H} follows by linearity. Representation (6.9) is called the *tensor product* of unitary representations U_g^1 and U_g^2 and is denoted by $U_g^0 = U_g^1 \otimes U_g^2$. Generators of this representation are expressed as sums of one-particle generators

$$H_0 = h_1 + h_2 \quad (6.10)$$

⁶These representations are no longer irreducible, of course. For example, $f_1(U_g^1)$ is a direct sum of (infinitely) many irreducible representations isomorphic to U_g^1 .

$$\mathbf{P}_0 = \mathbf{p}_1 + \mathbf{p}_2 \quad (6.11)$$

$$\mathbf{J}_0 = \mathbf{j}_1 + \mathbf{j}_2 \quad (6.12)$$

$$\mathbf{K}_0 = \mathbf{k}_1 + \mathbf{k}_2 \quad (6.13)$$

The Poincaré commutation relations for generators (6.10) - (6.13) follow immediately from the facts that one-particle generators corresponding to particles 1 and 2 satisfy Poincaré commutation relations separately and that operators of different particles commute with each other.

With definitions (6.10) - (6.13), inertial transformations of particle observables with respect to the representation U_g^0 are easy to find. For example, positions of particles 1 and 2 change with time as

$$\begin{aligned} \mathbf{r}_1(t) &= e^{\frac{i}{\hbar}H_0t}\mathbf{r}_1e^{-\frac{i}{\hbar}H_0t} = e^{\frac{i}{\hbar}h_1t}\mathbf{r}_1e^{-\frac{i}{\hbar}h_1t} = \mathbf{r}_1 + \mathbf{v}_1t \\ \mathbf{r}_2(t) &= \mathbf{r}_2 + \mathbf{v}_2t \end{aligned}$$

Comparing this with equation (4.56), we conclude that all observables of particles 1 and 2 transform independently from each other as if these particles were alone. So, the representation (6.10) - (6.13) corresponds to the absence of interaction and is called the *non-interacting* representation of the Poincaré group.

6.2.2 Dirac's forms of dynamics

Obviously, the simple choice of generators (6.10) - (6.13) is not realistic, because particles in nature do interact with each other. Therefore, to describe interactions in multi-particle systems one should choose an *interacting representation* U_g of the Poincaré group in \mathcal{H} which is different from U_g^0 . First we write the generators $(H, \mathbf{P}, \mathbf{J}, \mathbf{K})$ of the desired representation U_g in the most general form where all generators are different from their non-interacting counterparts by the presence of interaction terms denoted by $V, \mathbf{U}, \mathbf{Y}, \mathbf{Z}$ ⁷

⁷ Our approach to the description of interactions based on equations (6.14) - (6.17) and their generalizations for multiparticle systems is called the *relativistic Hamiltonian dynamics* [KP91]. For completeness, we should mention that there is a number of other (non-Hamiltonian) methods for describing interactions. Overviews of these methods and further references can be found in [Kei94, DW65, Pol85]. We will not discuss the non-Hamiltonian approaches in this book.

$$H = H_0 + V(\mathbf{r}_1, \mathbf{p}_1, \mathbf{r}_2, \mathbf{p}_2) \quad (6.14)$$

$$\mathbf{P} = \mathbf{P}_0 + \mathbf{U}(\mathbf{r}_1, \mathbf{p}_1, \mathbf{r}_2, \mathbf{p}_2) \quad (6.15)$$

$$\mathbf{J} = \mathbf{J}_0 + \mathbf{Y}(\mathbf{r}_1, \mathbf{p}_1, \mathbf{r}_2, \mathbf{p}_2) \quad (6.16)$$

$$\mathbf{K} = \mathbf{K}_0 + \mathbf{Z}(\mathbf{r}_1, \mathbf{p}_1, \mathbf{r}_2, \mathbf{p}_2) \quad (6.17)$$

It may happen that some interaction operators on the right hand sides of equations (6.14) - (6.17) are zero. Then these generators and corresponding finite transformations coincide with generators and transformations of the non-interacting representation U_g^0 . Such generators and transformations will be referred to as *kinematical*. Generators which contain interaction terms are called *dynamical*.

Table 6.1: Comparison of three relativistic forms of dynamics

Instant form	Point form	Front form
Kinematical generators		
P_{0x}	K_{0x}	P_{0x}
P_{0y}	K_{0y}	P_{0y}
P_{0z}	K_{0z}	$\frac{1}{\sqrt{2}}(H_0 + P_{0z})$
J_{0x}	J_{0x}	$\frac{1}{\sqrt{2}}(K_{0x} + J_{0y})$
J_{0y}	J_{0y}	$\frac{1}{\sqrt{2}}(K_{0y} - J_{0x})$
J_{0z}	J_{0z}	J_{0z}
		K_{0z}
Dynamical generators		
H	H	$\frac{1}{\sqrt{2}}(H - P_z)$
K_x	P_x	$\frac{1}{\sqrt{2}}(K_x - J_y)$
K_y	P_y	$\frac{1}{\sqrt{2}}(K_y + J_x)$
K_z	P_z	

The description of interaction by equations (6.14) - (6.17) generalizes traditional classical *non-relativistic Hamiltonian dynamics* in which the only dynamical generator is the Hamiltonian H . To make sure that our theory reduces to the familiar non-relativistic approach in the limit $c \rightarrow \infty$, we will also assume that time translations are generated by a dynamical Hamiltonian $H = H_0 + V$ with a non-vanishing interaction V . The choice of other generators is restricted by the observation that kinematical transformations

should form a subgroup of the Poincaré group, so that kinematical generators should form a subalgebra of the Poincaré Lie algebra.⁸ The set $(\mathbf{P}, \mathbf{J}, \mathbf{K})$ does not form a subalgebra. This explains why in the relativistic case we cannot introduce interaction in the Hamiltonian alone. We must add interaction terms to some of the other generators \mathbf{P} , \mathbf{J} , or \mathbf{K} in order to be consistent with relativity. We will say that interacting representations having different kinematical subgroups belong to different *forms of dynamics*. In his famous paper [Dir49], Dirac provided a classification of forms of dynamics based on this principle. Table 6.1 lists three Dirac's forms of dynamics most frequently discussed in the literature. In the case of the *instant form* dynamics, the kinematical subgroup is the subgroup of spatial translations and rotations. In the case of the *point form* dynamics the kinematical subgroup is the Lorentz subgroup [Tho52]. In both these cases the kinematical subgroup has dimension 6. The *front form* dynamics has the largest number (7) of kinematical generators.

6.2.3 Total observables in a multiparticle system

Once the interacting representation of the Poincaré group and its generators $(H, \mathbf{P}, \mathbf{J}, \mathbf{K})$ are defined, we immediately have expressions for *total* observables of the physical system considered as a whole. These are the *total energy* H , the *total momentum* \mathbf{P} , and the *total angular momentum* \mathbf{J} . Other total observables of the system (the total mass M , spin \mathbf{S} , center-of-mass position \mathbf{R} , etc.) can be obtained as functions of these generators by formulas derived in chapter 4.

Note also that inertial transformations of the total observables $(H, \mathbf{P}, \mathbf{J}, \mathbf{K})$ coincide with those presented in chapter 4. This is because total observables coincide with the Poincaré group generators, and this fact is independent on the interaction present in the system. For example, the total energy H and the total momentum \mathbf{P} form a 4-vector whose boost transformations are always given by equation (4.3) - (4.4). Boost transformations of the center-of-mass position \mathbf{R} are those derived in subsection 4.3.8. Time translations result in a uniform movement of the center-of-mass with constant velocity along a straight line (4.56). Thus we conclude that inertial transformations of total observables are completely independent on the form of dynamics and

⁸Indeed, if two generators A and B do not contain interaction terms, then their commutator $[A, B]$ should be interaction-free as well.

on the details of interactions acting within the multiparticle system.

6.3 Instant form of dynamics

In sections 17.2 and 13.4 we will see that instant form of dynamics agrees with observations better than other forms. So, in this book we will prefer to use instant form interactions to describe realistic systems.

6.3.1 General instant form interaction

In the instant form we can rewrite equations (6.14) - (6.17) as

$$H = H_0 + V \tag{6.18}$$

$$\mathbf{P} = \mathbf{P}_0 \tag{6.19}$$

$$\mathbf{J} = \mathbf{J}_0 \tag{6.20}$$

$$\mathbf{K} = \mathbf{K}_0 + \mathbf{Z} \tag{6.21}$$

As we discussed in subsection 6.2.3, the observables H , \mathbf{P} , \mathbf{J} , and \mathbf{K} are total observables that correspond to the compound system as a whole. The total momentum \mathbf{P} (6.11) and the total angular momentum \mathbf{J} (6.12) are simply vector sums of the corresponding operators for individual particles. The total energy H and the boost operator \mathbf{K} are written as sums of one-particle operators plus interaction terms. The interaction term V in H is usually called the *potential energy* operator. Similarly, we will call \mathbf{Z} the *potential boost*. It is important to note that in an instant-form relativistic interacting system the potential boost operator cannot vanish. We will see later that the non-vanishing “boost interaction” has a profound effect on transformations of observables between moving reference frames. The potential boost \mathbf{Z} will play a crucial role in our non-traditional approach to relativity in the second part of this book.

Other total observables (e.g., the total mass M , spin \mathbf{S} , center-of-mass position \mathbf{R} , and its velocity \mathbf{V} , etc.) are defined as functions of generators (6.18) - (6.21) by formulas from chapter 4. For interacting systems, these Hermitian operators are generally interaction-dependent as well.

According to the principle of relativity, ten operators (6.18) - (6.21) must obey Poincaré commutation relations (3.52) - (3.58). This requirement leads to the following equivalent relationships

$$[\mathbf{J}_0, V] = [\mathbf{P}_0, V] = 0 \quad (6.22)$$

$$[Z_i, P_{0j}] = -\frac{i\hbar\delta_{ij}}{c^2}V \quad (6.23)$$

$$[J_{0i}, Z_j] = i\hbar \sum_{k=1}^3 \epsilon_{ijk} Z_k \quad (6.24)$$

$$[K_{0i}, Z_j] + [Z_i, K_{0j}] + [Z_i, Z_j] = 0 \quad (6.25)$$

$$[\mathbf{Z}, H_0] + [\mathbf{K}_0, V] + [\mathbf{Z}, V] = 0 \quad (6.26)$$

So, the task of constructing a Poincaré invariant theory of interacting particles has been reduced to finding a non-trivial solution for the set of equations (6.22) - (6.26) with respect to V and \mathbf{Z} . These equations are necessary and sufficient conditions for the relativistic invariance of our theory.

6.3.2 Bakamjian-Thomas construction

The set of equations (6.22) - (6.26) is rather complicated. The first non-trivial solution of these equations for multiparticle systems was found by Bakamjian and Thomas [BT53]. The idea of their approach was as follows. Instead of working with 10 generators $(\mathbf{P}, \mathbf{J}, \mathbf{K}, H)$, it is convenient to use an alternative set of operators $\{\mathbf{P}, \mathbf{R}, \mathbf{S}, M\}$ introduced in subsection 4.3.4. Denote $\{\mathbf{P}_0, \mathbf{R}_0, \mathbf{S}_0, M_0\}$ and $\{\mathbf{P}_0, \mathbf{R}, \mathbf{S}, M\}$ the sets of operators obtained by using formulas (4.42) - (4.44) from the non-interacting $(\mathbf{P}_0, \mathbf{J}_0, \mathbf{K}_0, H_0)$ and interacting $(\mathbf{P}_0, \mathbf{J}_0, \mathbf{K}, H)$ generators, respectively. In a general instant form dynamics all three operators \mathbf{R} , \mathbf{S} , and M may contain interaction terms. However, Bakamjian and Thomas decided to look for a simpler solution in which the position operator remains kinematical $\mathbf{R} = \mathbf{R}_0$. It then immediately follows that the spin operator is kinematical as well

$$\mathbf{S} = \mathbf{J} - [\mathbf{R} \times \mathbf{P}] = \mathbf{J}_0 - [\mathbf{R}_0 \times \mathbf{P}_0] = \mathbf{S}_0$$

Then interaction term N is present in the mass operator only.

$$M = M_0 + N$$

From commutators (6.22), the interaction N must satisfy

$$[\mathbf{P}_0, N] = [\mathbf{R}_0, N] = [\mathbf{J}_0, N] = 0 \quad (6.27)$$

So, we have reduced our task of solving (6.22) - (6.26) to a simpler problem of finding one operator N satisfying conditions (6.27). Indeed, by knowing N and non-interacting operators M_0 , \mathbf{P}_0 , \mathbf{R}_0 , \mathbf{S}_0 , we can restore the interacting generators using formulas (4.45) - (4.47)

$$\mathbf{P} = \mathbf{P}_0 \quad (6.28)$$

$$H = +\sqrt{M^2c^4 + P_0^2c^2} \quad (6.29)$$

$$\mathbf{K} = -\frac{1}{2c^2}(\mathbf{R}_0H + H\mathbf{R}_0) - \frac{[\mathbf{P}_0 \times \mathbf{S}_0]}{Mc^2 + H} \quad (6.30)$$

$$\mathbf{J} = \mathbf{J}_0 = [\mathbf{R}_0 \times \mathbf{P}_0] + \mathbf{S}_0 \quad (6.31)$$

Now let us turn to the construction of N in the case of two massive spinless particles. Suppose that we found two vector operators $\vec{\pi}$ and $\vec{\rho}$ such that they form a 6-dimensional Heisenberg Lie algebra

$$[\pi_i, \rho_j] = i\hbar\delta_{ij} \quad (6.32)$$

$$[\pi_i, \pi_j] = [\rho_i, \rho_j] = 0 \quad (6.33)$$

commuting with the center-of-mass position \mathbf{R}_0 and the total momentum \mathbf{P}_0 .

$$[\vec{\pi}, \mathbf{P}_0] = [\vec{\pi}, \mathbf{R}_0] = [\vec{\rho}, \mathbf{P}_0] = [\vec{\rho}, \mathbf{R}_0] = 0 \quad (6.34)$$

Suppose also that these relative operators have the following non-relativistic ($c \rightarrow \infty$) limits

$$\begin{aligned} \vec{\pi} &\rightarrow \mathbf{p}_1 - \mathbf{p}_2 \\ \vec{\rho} &\rightarrow \mathbf{r}_1 - \mathbf{r}_2 \end{aligned}$$

Then observables $\vec{\pi}$ and $\vec{\rho}$ can be interpreted as *relative momentum* and *relative position* in the two-particle system, respectively. Moreover, any operator in the Hilbert space \mathcal{H} can be expressed either as a function of $(\mathbf{p}_1, \mathbf{r}_1, \mathbf{p}_2, \mathbf{r}_2)$

or as a function of $(\mathbf{P}_0, \mathbf{R}_0, \vec{\pi}, \vec{\rho})$. An interaction operator N satisfying conditions $[N, \mathbf{P}_0] = [N, \mathbf{R}_0] = 0$ can be expressed as a function of $\vec{\pi}$ and $\vec{\rho}$ only. To satisfy the last condition $[N, \mathbf{J}_0] = 0$ we will simply require N to be an arbitrary function of rotationally invariant combinations of the 2-particle relative observables

$$N = N(\pi^2, \rho^2, (\vec{\pi} \cdot \vec{\rho})) \quad (6.35)$$

In this *ansatz*, the problem of building a relativistically invariant interaction has reduced to finding operators of relative positions $\vec{\rho}$ and momenta $\vec{\pi}$ satisfying equations (6.32) - (6.34). This problem has been solved in a number of works [BT53, BF62, Osb68, FS64]. We will not need explicit formulas for the operators of relative observables, so we will not reproduce them here.

For systems of n massive spinless particles ($n > 2$) similar arguments apply, but instead of one pair of relative operators $\vec{\pi}$ and $\vec{\rho}$ we will have $n - 1$ pairs,

$$\vec{\pi}_r, \vec{\rho}_r, \quad r = 1, 2, \dots, n - 1 \quad (6.36)$$

These operators should form a $6(n - 1)$ -dimensional Heisenberg algebra commuting with \mathbf{P}_0 and \mathbf{R}_0 . Explicit expressions for $\vec{\pi}_r$ and $\vec{\rho}_r$ were constructed, e.g., in ref. [Cha64]. As soon as these expressions are found, we can build a Bakamjian-Thomas interaction in an n -particle system by defining the interaction N as a function of rotationally invariant combinations of relative operators (6.36)

$$N = N(\pi_1^2, \rho_1^2, (\vec{\pi}_1 \cdot \vec{\rho}_1), \pi_2^2, \rho_2^2, (\vec{\pi}_2 \cdot \vec{\rho}_2), (\vec{\pi}_1 \cdot \vec{\rho}_2), (\vec{\pi}_2 \cdot \vec{\rho}_1), \dots) \quad (6.37)$$

6.3.3 Non-Bakamjian-Thomas instant forms of dynamics

In the Bakamjian-Thomas construction, it was assumed that $\mathbf{R} = \mathbf{R}_0$, but this limitation is rather artificial and we will see later that realistic particle interactions do not satisfy this condition. Any non-Bakamjian-Thomas variant

of the instant form dynamics has position operator \mathbf{R} different from the non-interacting Newton-Wigner position \mathbf{R}_0 . Let us now establish a connection between such a general instant form interaction and the Bakamjian-Thomas form. We are going to demonstrate that corresponding representations of the Poincaré group are related by a unitary transformation.

Suppose that operators

$$(\mathbf{P}_0, \mathbf{J}_0, \mathbf{K}, H) \tag{6.38}$$

define a Bakamjian-Thomas dynamics. Let us now choose an unitary operator W commuting with \mathbf{P}_0 and \mathbf{J}_0 .⁹ and apply this transformation to generators (6.38).

$$\mathbf{J}_0 = W\mathbf{J}_0W^{-1} \tag{6.39}$$

$$\mathbf{P}_0 = W\mathbf{P}_0W^{-1} \tag{6.40}$$

$$\mathbf{K}' = W\mathbf{K}W^{-1} \tag{6.41}$$

$$H' = WHW^{-1} \tag{6.42}$$

Since unitary transformations preserve commutators

$$W[A, B]W^{-1} = [WAW^{-1}, WBW^{-1}]$$

the transformed generators (6.39) - (6.42) satisfy commutation relations of the Poincaré Lie algebra in the instant form. However, generally, the new mass operator $M' = c^{-2}\sqrt{(H')^2 - \mathbf{P}_0^2c^2}$ does not commute with \mathbf{R}_0 , so (6.39) - (6.42) are not necessarily in the Bakamjian-Thomas form.

Thus we have a way to build a non-Bakamjian-Thomas instant form representation $(\mathbf{P}_0, \mathbf{J}_0, \mathbf{K}', H')$ if a Bakamjian-Thomas representation $(\mathbf{P}_0, \mathbf{J}_0, \mathbf{K}, H)$ is given. However, this construction does not answer the question if *all* instant form interactions can be connected to the Bakamjian-Thomas dynamics by a unitary transformation? The answer to this question is “yes”: For any instant form interaction¹⁰ $\{\mathbf{P}_0, \mathbf{R}', \mathbf{S}', M'\}$ one can find a unitary operator W which transforms it to the Bakamjian-Thomas form [CP82]

⁹In the case of two massive spinless particles such an operator must be a function of rotationally invariant combinations of vectors \mathbf{P}_0 , $\vec{\pi}$, and $\vec{\rho}$.

¹⁰Here it is convenient to use “alternative sets” of basic operators introduced in subsection 4.3.4.

$$W^{-1}\{\mathbf{P}_0, \mathbf{R}', \mathbf{S}', M'\}W = \{\mathbf{P}_0, \mathbf{R}_0, \mathbf{S}_0, M\} \quad (6.43)$$

To see that, let us consider the simplest two-particle case. Operator

$$\mathbf{T} \equiv \mathbf{R}' - \mathbf{R}_0$$

commutes with \mathbf{P}_0 . Therefore, it can be written as a function of \mathbf{P}_0 and relative operators $\vec{\pi}$ and $\vec{\rho}$: $\mathbf{T}(\mathbf{P}_0, \vec{\pi}, \vec{\rho})$. Then one can show that unitary operator¹¹

$$\begin{aligned} W &= e^{\frac{i}{\hbar}\mathcal{W}} \\ \mathcal{W} &= \int_0^{\mathbf{P}_0} \mathbf{T}(\mathbf{P}, \vec{\pi}, \vec{\rho}) d\mathbf{P} \end{aligned} \quad (6.44)$$

performs the desired transformation (6.43). Indeed

$$\begin{aligned} W^{-1}\mathbf{P}_0W &= \mathbf{P}_0 \\ W^{-1}\mathbf{J}_0W &= \mathbf{J}_0 \end{aligned}$$

because W is a scalar, which explicitly commutes with \mathbf{P}_0 . Operator \mathcal{W} has the following commutators with the center-of-mass position

$$\begin{aligned} [\mathcal{W}, \mathbf{R}_0] &= -\left[\mathbf{R}_0, \int_0^{\mathbf{P}_0} \mathbf{T}(\mathbf{P}, \vec{\pi}, \vec{\rho}) d\mathbf{P}\right] = -i\hbar \frac{\partial}{\partial \mathbf{P}_0} \left(\int_0^{\mathbf{P}_0} \mathbf{T}(\mathbf{P}, \vec{\pi}, \vec{\rho}) d\mathbf{P}\right) \\ &= -i\hbar \mathbf{T}(\mathbf{P}_0, \vec{\pi}, \vec{\rho}) = -i\hbar(\mathbf{R}' - \mathbf{R}_0) \\ [\mathcal{W}, [\mathcal{W}, \mathbf{R}_0]] &= 0 \end{aligned}$$

Therefore

¹¹The integral in (6.44) can be treated formally as an integral of ordinary function (rather than operator) along the segment $[\mathbf{0}, \mathbf{P}_0]$ in the 3D space of variable \mathbf{P}_0 with arguments $\vec{\pi}$ and $\vec{\rho}$ being fixed.

$$\begin{aligned}
W\mathbf{R}_0W^{-1} &= e^{\frac{i}{\hbar}\mathcal{W}}\mathbf{R}_0e^{-\frac{i}{\hbar}\mathcal{W}} = \mathbf{R}_0 + \frac{i}{\hbar}[\mathcal{W}, \mathbf{R}_0] - \frac{1}{2!\hbar^2}[\mathcal{W}, [\mathcal{W}, \mathbf{R}_0]] + \dots \\
&= \mathbf{R}_0 + (\mathbf{R}' - \mathbf{R}_0) = \mathbf{R}' \\
W^{-1}\mathbf{R}'W &= \mathbf{R}_0 \\
W^{-1}\mathbf{S}'W &= W^{-1}(\mathbf{J}_0 - \mathbf{R}' \times \mathbf{P}_0)W = \mathbf{J}_0 - \mathbf{R}_0 \times \mathbf{P}_0 = \mathbf{S}_0
\end{aligned}$$

Finally we can apply transformation W to the mass operator M' and obtain operator

$$M = W^{-1}M'W$$

which commutes with both \mathbf{R}_0 and \mathbf{P}_0 . This demonstrates that operators on the right hand side of (6.43) describe a Bakamjian-Thomas instant form of dynamics.

6.3.4 Cluster separability

As we saw above, the requirement of Poincaré invariance imposes rather loose conditions on interaction. Relativistic invariance can be satisfied in many different ways. However, there is another physical requirement which limits the admissible form of interaction. We know from experiment that all interactions between particles vanish when particles are separated by large distances.¹² So, if in a 2-particle system we remove particle 2 to infinity by using the space translation operator $e^{\frac{i}{\hbar}\mathbf{P}_2\mathbf{a}}$, then interaction (6.35) must tend to zero

$$\lim_{\mathbf{a} \rightarrow \infty} e^{-\frac{i}{\hbar}\mathbf{P}_2\mathbf{a}} N(\pi^2, \rho^2, (\vec{\pi} \cdot \vec{\rho})) e^{\frac{i}{\hbar}\mathbf{P}_2\mathbf{a}} = 0 \quad (6.45)$$

This condition is not difficult to satisfy in the two-particle case. However, in the relativistic multi-particle case the mathematical form of this condition becomes rather complicated. This is because now there is more than one way to separate particles in mutually non-interacting groups. The form of

¹²We are not considering here a hypothetical potential between quarks, which supposedly grows as a linear function of the distance and results in the confinement of quarks inside hadrons.

the n -particle interaction (6.37) must ensure that each spatially separated m -particle group ($m < n$) behaves as if it were alone. This, in particular, implies that we cannot independently choose interactions in systems with different number of particles. The interaction in the n -particle sector of the theory must be consistent with interactions in all m -particle sectors, where $m < n$.

Interactions satisfying these conditions are called *cluster separable*. We will postulate that all interactions in nature have the property of separability.

Postulate 6.3 (cluster separability of interactions) : *All interactions are cluster separable. This means that for any division of an n -particle system ($n \geq 2$) into two spatially separated groups (or clusters) of l and m particles ($l + m = n$)*

1. *the interaction separates too, i.e., the clusters move independent of each other;*
2. *the interaction in each cluster is the same as in separate l -particle and m -particle systems, respectively.*

A counterexample of a non-separable interaction can be built in the 4-particle case. The interaction Hamiltonian

$$V = \frac{1}{|\mathbf{r}_1 - \mathbf{r}_2||\mathbf{r}_3 - \mathbf{r}_4|} \quad (6.46)$$

has the property that no matter how far two pairs of particles (1+2 and 3+4) are from each other, the relative distance between 3 and 4 affects the force acting between particles 1 and 2. Such infinite-range interactions are not present in nature.

In the non-relativistic case the cluster separability is achieved without much effort. For example, the non-relativistic Coulomb potential energy in the system of two charged particles is¹³

$$V_{12} = \frac{1}{|\vec{\rho}|} \equiv \frac{1}{|\mathbf{r}_1 - \mathbf{r}_2|} \quad (6.47)$$

¹³Here we are interested just in the general functional form of interaction, so we are not concerned with putting correct factors in front of the potentials.

which clearly satisfies condition (6.45). In the system of three charged particles 1, 2, and 3, the potential energy can be written as a simple sum of two-particle terms

$$\begin{aligned} V &= V_{12} + V_{13} + V_{23} \\ &= \frac{1}{|\mathbf{r}_1 - \mathbf{r}_2|} + \frac{1}{|\mathbf{r}_2 - \mathbf{r}_3|} + \frac{1}{|\mathbf{r}_1 - \mathbf{r}_3|} \end{aligned} \quad (6.48)$$

The spatial separation between particle 3 and the cluster of particles 1+2 can be increased by applying a large space translation to the particle 3. In agreement with Postulate 6.3, such a translation effectively cancels interaction between particles in clusters 3 and 1+2, i.e.

$$\begin{aligned} &\lim_{\mathbf{a} \rightarrow \infty} e^{\frac{i}{\hbar} \mathbf{p}_3 \mathbf{a}} (V_{12} + V_{13} + V_{23}) e^{-\frac{i}{\hbar} \mathbf{p}_3 \mathbf{a}} \\ &= \lim_{\mathbf{a} \rightarrow \infty} \frac{1}{|\mathbf{r}_1 - \mathbf{r}_2|} + \frac{1}{|\mathbf{r}_2 - \mathbf{r}_3 + \mathbf{a}|} + \frac{1}{|\mathbf{r}_1 - \mathbf{r}_3 + \mathbf{a}|} \\ &= \frac{1}{|\mathbf{r}_1 - \mathbf{r}_2|} \end{aligned}$$

This is the same potential (6.47) as in an isolated 2-particle system. Therefore, both conditions (1) and (2) are satisfied and interaction (6.48) is cluster separable. As we will see below, in the relativistic case construction of a general cluster-separable multi-particle interaction is a more difficult task.

Let us now make some definitions which will be useful in discussions of cluster separability. A *smooth* m -particle potential $V^{(m)}$ is defined as operator that depends on variables of m particles and tends to zero if any particle or a group of particles is removed to infinity.¹⁴ For example, the potential (6.47) is smooth while (6.46) is not. Generally, a cluster separable interaction in a n -particle system can be written as a sum

$$V = \sum_{\{2\}} V^{(2)} + \sum_{\{3\}} V^{(3)} + \dots + V^{(n)} \quad (6.49)$$

where $\sum_{\{2\}} V^{(2)}$ is a sum of smooth *2-particle potentials* over all pairs of particles; $\sum_{\{3\}} V^{(3)}$ is a sum of smooth *3-particle potentials* over all triples of

¹⁴In section 8.4 we will explain why we call such potentials *smooth*.

particles, etc. The example in equation (6.48) is a sum of smooth 2-particle potentials.

6.3.5 Non-separability of the Bakamjian-Thomas dynamics

We expect that the property of cluster separability (Postulate 6.3) must be valid for both potential energy and potential boosts in realistic interacting systems. For example, in the relativistic case of 3 massive spinless particles with interacting generators

$$\begin{aligned} H &= H_0 + V(\mathbf{p}_1, \mathbf{r}_1; \mathbf{p}_2, \mathbf{r}_2; \mathbf{p}_3, \mathbf{r}_3) \\ \mathbf{K} &= \mathbf{K}_0 + \mathbf{Z}(\mathbf{p}_1, \mathbf{r}_1; \mathbf{p}_2, \mathbf{r}_2; \mathbf{p}_3, \mathbf{r}_3) \end{aligned}$$

the cluster separability requires, in particular, that

$$\lim_{\mathbf{a} \rightarrow \infty} e^{\frac{i}{\hbar} \mathbf{p}_3 \mathbf{a}} V(\mathbf{p}_1, \mathbf{r}_1; \mathbf{p}_2, \mathbf{r}_2; \mathbf{p}_3, \mathbf{r}_3) e^{-\frac{i}{\hbar} \mathbf{p}_3 \mathbf{a}} = V_{12}(\mathbf{p}_1, \mathbf{r}_1; \mathbf{p}_2, \mathbf{r}_2) \quad (6.50)$$

$$\lim_{\mathbf{a} \rightarrow \infty} e^{\frac{i}{\hbar} \mathbf{p}_3 \mathbf{a}} \mathbf{Z}(\mathbf{p}_1, \mathbf{r}_1; \mathbf{p}_2, \mathbf{r}_2; \mathbf{p}_3, \mathbf{r}_3) e^{-\frac{i}{\hbar} \mathbf{p}_3 \mathbf{a}} = \mathbf{Z}_{12}(\mathbf{p}_1, \mathbf{r}_1; \mathbf{p}_2, \mathbf{r}_2) \quad (6.51)$$

where V_{12} and \mathbf{Z}_{12} are interaction operators for the 2-particle system.

Let us see if these principles can be satisfied by Bakamjian-Thomas interactions. In this case the potential energy is

$$\begin{aligned} V &= H - H_0 \\ &= \sqrt{(\mathbf{p}_1 + \mathbf{p}_2 + \mathbf{p}_3)^2 c^2 + (M_0 + N(\mathbf{p}_1, \mathbf{r}_1; \mathbf{p}_2, \mathbf{r}_2; \mathbf{p}_3, \mathbf{r}_3))^2 c^4} \\ &\quad - \sqrt{(\mathbf{p}_1 + \mathbf{p}_2 + \mathbf{p}_3)^2 c^2 + M_0^2 c^4} \end{aligned}$$

By removing particle 3 to infinity we obtain

$$\begin{aligned} &\lim_{\mathbf{a} \rightarrow \infty} e^{\frac{i}{\hbar} \mathbf{p}_3 \mathbf{a}} V(\mathbf{p}_1, \mathbf{r}_1; \mathbf{p}_2, \mathbf{r}_2; \mathbf{p}_3, \mathbf{r}_3) e^{-\frac{i}{\hbar} \mathbf{p}_3 \mathbf{a}} \\ &= \sqrt{(\mathbf{p}_1 + \mathbf{p}_2 + \mathbf{p}_3)^2 c^2 + (M_0 + N(\mathbf{p}_1, \mathbf{r}_1; \mathbf{p}_2, \mathbf{r}_2; \mathbf{p}_3, \infty))^2 c^4} \\ &\quad - \sqrt{(\mathbf{p}_1 + \mathbf{p}_2 + \mathbf{p}_3)^2 c^2 + M_0^2 c^4} \end{aligned} \quad (6.52)$$

According to (6.50) we should require that the right hand side of equation (6.52) depends only on variables pertinent to particles 1 and 2. Then we must set

$$N(\mathbf{p}_1, \mathbf{r}_1; \mathbf{p}_2, \mathbf{r}_2; \mathbf{p}_3, \infty) = 0$$

which also means that

$$V(\mathbf{p}_1, \mathbf{r}_1; \mathbf{p}_2, \mathbf{r}_2; \mathbf{p}_3, \infty) = V_{12}(\mathbf{p}_1, \mathbf{r}_1; \mathbf{p}_2, \mathbf{r}_2) = 0$$

and interaction in the 2-particle sector 1+2 vanishes. Similarly, we can show that interaction V tends to zero when either particle 1 or particle 2 is removed to infinity. Therefore, V is a smooth 3-particle potential, and there is no interaction in any 2-particle subsystem: the interaction turns on only if there are three or more particles close to each other. This is clearly unphysical. So, we conclude that the Bakamjian-Thomas construction cannot describe a non-trivial cluster-separable interaction in many-particle systems (see also [Mut78]).

6.3.6 Cluster separable 3-particle interaction

The problem of constructing relativistic cluster separable many-particle interactions can be solved by allowing non-Bakamjian-Thomas instant form interactions. Our goal here is to construct the interacting Hamiltonian H and boost \mathbf{K} operators in the Hilbert space $\mathcal{H} = \mathcal{H}_1 \otimes \mathcal{H}_2 \otimes \mathcal{H}_3$ of a 3-particle system so that interaction satisfies the separability Postulate 6.3, i.e., it reduces to a non-trivial 2-particle interaction when one of the particles is removed to infinity. In this construction we follow ref. [CP82].

Let us assume that 2-particle potentials V_{ij} and \mathbf{Z}_{ij} , $i, j = 1, 2, 3$ resulting from removing particle $k \neq i, j$ to infinity are known. They depend on variables of the i -th and j -th particles only. For example, when particle 3 is removed to infinity, the interacting operators take the form¹⁵

¹⁵Here we used (4.32) and took into account that $[\mathbf{P}_0 \times \mathbf{S}_{12}] = [\mathbf{P}_0 \times \mathbf{W}_{12}]/(M_{12}c)$. Similar equations result from the removal of particles 1 or 2 to infinity. They are obtained from (6.53) - (6.56) by permutation of indices (1,2,3).

$$\lim_{\mathbf{a} \rightarrow \infty} e^{\frac{i}{\hbar} \mathbf{p}_3 \mathbf{a}} H e^{-\frac{i}{\hbar} \mathbf{p}_3 \mathbf{a}} = H_0 + V_{12} \equiv H_{12} \quad (6.53)$$

$$\lim_{\mathbf{a} \rightarrow \infty} e^{\frac{i}{\hbar} \mathbf{p}_3 \mathbf{a}} \mathbf{K} e^{-\frac{i}{\hbar} \mathbf{p}_3 \mathbf{a}} = \mathbf{K}_0 + \mathbf{Z}_{12} \equiv \mathbf{K}_{12} \quad (6.54)$$

$$\lim_{\mathbf{a} \rightarrow \infty} e^{\frac{i}{\hbar} \mathbf{p}_3 \mathbf{a}} M e^{-\frac{i}{\hbar} \mathbf{p}_3 \mathbf{a}} = \frac{1}{c^2} \sqrt{H_{12}^2 - P_0^2 c^2} \equiv M_{12} \quad (6.55)$$

$$\begin{aligned} \lim_{\mathbf{a} \rightarrow \infty} e^{\frac{i}{\hbar} \mathbf{p}_3 \mathbf{a}} \mathbf{R} e^{-\frac{i}{\hbar} \mathbf{p}_3 \mathbf{a}} &= -\frac{c^2}{2} (\mathbf{K}_{12} H_{12} + H_{12} \mathbf{K}_{12}) - \frac{c[\mathbf{P}_0 \times \mathbf{W}_{12}]}{M_{12} H_{12} (M_{12} c^2 + H_{12})} \\ &\equiv \mathbf{R}_{12} \end{aligned} \quad (6.56)$$

where operators H_{12} , \mathbf{K}_{12} , M_{12} , and \mathbf{R}_{12} (energy, boost, mass, and center-of-mass position, respectively) will be considered as given. Now we want to combine the two-particle potentials V_{ij} and \mathbf{Z}_{ij} together in a cluster-separable 3-particle interaction in analogy with (6.48). It appears that we cannot form the interactions V and \mathbf{Z} in the 3-particle system simply as a sum of 2-particle potentials. One can verify that such a definition would violate Poincaré commutators. Therefore

$$\begin{aligned} V &\neq V_{12} + V_{23} + V_{13} \\ \mathbf{Z} &\neq \mathbf{Z}_{12} + \mathbf{Z}_{23} + \mathbf{Z}_{13} \end{aligned}$$

and the relativistic “addition of interactions” should be more complicated.

When particles 1 and 2 are split apart, operators V_{12} and \mathbf{Z}_{12} must tend to zero, therefore

$$\lim_{\mathbf{a} \rightarrow \infty} e^{\frac{i}{\hbar} \mathbf{p}_1 \mathbf{a}} M_{12} e^{-\frac{i}{\hbar} \mathbf{p}_1 \mathbf{a}} = M_0 \quad (6.57)$$

$$\lim_{\mathbf{a} \rightarrow \infty} e^{\frac{i}{\hbar} \mathbf{p}_2 \mathbf{a}} M_{12} e^{-\frac{i}{\hbar} \mathbf{p}_2 \mathbf{a}} = M_0 \quad (6.58)$$

$$\lim_{\mathbf{a} \rightarrow \infty} e^{\frac{i}{\hbar} \mathbf{p}_3 \mathbf{a}} M_{12} e^{-\frac{i}{\hbar} \mathbf{p}_3 \mathbf{a}} = M_{12} \quad (6.59)$$

The Hamiltonian H_{12} and boost \mathbf{K}_{12} define an instant form representation U_{12} of the Poincaré group in the 3-particle Hilbert space \mathcal{H} . The corresponding position operator (6.56) is generally different from the non-interacting Newton-Wigner position operator

$$\mathbf{R}_0 = -\frac{c^2}{2}(\mathbf{K}_0 H_0 + H_0 \mathbf{K}_0) - \frac{c[\mathbf{P}_0 \times \mathbf{W}_0]}{M_0 H_0 (M_0 + H_0)} \quad (6.60)$$

which is characteristic for the Bakamjian-Thomas form of dynamics. However, we can unitarily transform the representation U_{12} , so that it acquires a Bakamjian-Thomas form with operators $\mathbf{R}_0, \overline{H}_{12}, \overline{\mathbf{K}}_{12}, \overline{M}_{12}$.¹⁶ Let us denote such an unitary transformation operator by B_{12} . We can repeat the same steps for two other pairs of particles 1+3 and 2+3 and write in the general case $i, j = 1, 2, 3; i \neq j$

$$\begin{aligned} B_{ij} \mathbf{R}_{ij} B_{ij}^{-1} &= \mathbf{R}_0 \\ B_{ij} H_{ij} B_{ij}^{-1} &= \overline{H}_{ij} \\ B_{ij} \mathbf{K}_{ij} B_{ij}^{-1} &= \overline{\mathbf{K}}_{ij} \\ B_{ij} M_{ij} B_{ij}^{-1} &= \overline{M}_{ij} \end{aligned}$$

Operators $B_{ij} = \{B_{12}, B_{13}, B_{23}\}$ commute with \mathbf{P}_0 and \mathbf{J}_0 . Since representation U_{ij} becomes non-interacting when the distance between particles i and j tends to infinity, we can write

$$\lim_{\mathbf{a} \rightarrow \infty} e^{\frac{i}{\hbar} \mathbf{p}_3 \mathbf{a}} B_{13} e^{-\frac{i}{\hbar} \mathbf{p}_3 \mathbf{a}} = 1 \quad (6.61)$$

$$\lim_{\mathbf{a} \rightarrow \infty} e^{\frac{i}{\hbar} \mathbf{p}_3 \mathbf{a}} B_{23} e^{-\frac{i}{\hbar} \mathbf{p}_3 \mathbf{a}} = 1 \quad (6.62)$$

$$\lim_{\mathbf{a} \rightarrow \infty} e^{\frac{i}{\hbar} \mathbf{p}_3 \mathbf{a}} B_{12} e^{-\frac{i}{\hbar} \mathbf{p}_3 \mathbf{a}} = B_{12} \quad (6.63)$$

The transformed Hamiltonians \overline{H}_{ij} and boosts $\overline{\mathbf{K}}_{ij}$ define Bakamjian-Thomas representations and their mass operators \overline{M}_{ij} now commute with \mathbf{R}_0 . So, we can add \overline{M}_{ij} together to build a new mass operator

$$\begin{aligned} \overline{M} &= \overline{M}_{12} + \overline{M}_{13} + \overline{M}_{23} - 2M_0 \\ &= B_{12} M_{12} B_{12}^{-1} + B_{13} M_{13} B_{13}^{-1} + B_{23} M_{23} B_{23}^{-1} - 2M_0 \end{aligned}$$

¹⁶see subsection 6.3.3

which also commutes with \mathbf{R}_0 . Using this mass operator, we can build another Bakamjian-Thomas representation with generators

$$\overline{H} = \sqrt{P_0^2 + \overline{M}^2} \quad (6.64)$$

$$\overline{\mathbf{K}} = -\frac{1}{2c^2}(\mathbf{R}_0\overline{H} + \overline{H}\mathbf{R}_0) - \frac{c[\mathbf{P}_0 \times \mathbf{W}_0]}{MH(\overline{M}c^2 + \overline{H})} \quad (6.65)$$

This representation has interactions between all particles, however, it does not satisfy the cluster property yet. For example, by removing particle 3 to infinity we do not obtain the interaction M_{12} characteristic for the subsystem of two particles 1 and 2. Instead, we obtain a unitary transform of M_{12} ¹⁷

$$\begin{aligned} & \lim_{\mathbf{a} \rightarrow \infty} e^{\frac{i}{\hbar}\mathbf{p}_3\mathbf{a}}\overline{M}e^{-\frac{i}{\hbar}\mathbf{p}_3\mathbf{a}} \\ &= \lim_{\mathbf{a} \rightarrow \infty} e^{\frac{i}{\hbar}\mathbf{p}_3\mathbf{a}}(B_{12}M_{12}B_{12}^{-1} + B_{13}M_{13}B_{13}^{-1} + B_{23}M_{23}B_{23}^{-1} - 2M_0)e^{-\frac{i}{\hbar}\mathbf{p}_3\mathbf{a}} \\ &= B_{12}M_{12}B_{12}^{-1} - 2M_0 + \lim_{\mathbf{a} \rightarrow \infty} (e^{\frac{i}{\hbar}\mathbf{p}_3\mathbf{a}}M_{13}e^{-\frac{i}{\hbar}\mathbf{p}_3\mathbf{a}} + e^{\frac{i}{\hbar}\mathbf{p}_3\mathbf{a}}M_{23}e^{-\frac{i}{\hbar}\mathbf{p}_3\mathbf{a}}) \\ &= B_{12}M_{12}B_{12}^{-1} - 2M_0 + 2M_0 = B_{12}M_{12}B_{12}^{-1} \end{aligned} \quad (6.66)$$

To fix this deficiency, let us perform a unitary transformation of the representation (6.64) - (6.65) with operator B ¹⁸

$$H = B^{-1}\overline{H}B \quad (6.67)$$

$$\mathbf{K} = B^{-1}\overline{\mathbf{K}}B \quad (6.68)$$

$$M = B^{-1}\overline{M}B \quad (6.69)$$

We choose the transformation B from the requirement that it must cancel factors B_{ij} and B_{ij}^{-1} in equations like (6.66) as particle k is removed to infinity. In other words, B can be any unitary operator, which has the following limits

$$\lim_{\mathbf{a} \rightarrow \infty} e^{\frac{i}{\hbar}\mathbf{p}_3\mathbf{a}}Be^{-\frac{i}{\hbar}\mathbf{p}_3\mathbf{a}} = B_{12} \quad (6.70)$$

$$\lim_{\mathbf{a} \rightarrow \infty} e^{\frac{i}{\hbar}\mathbf{p}_2\mathbf{a}}Be^{-\frac{i}{\hbar}\mathbf{p}_2\mathbf{a}} = B_{13} \quad (6.71)$$

$$\lim_{\mathbf{a} \rightarrow \infty} e^{\frac{i}{\hbar}\mathbf{p}_1\mathbf{a}}Be^{-\frac{i}{\hbar}\mathbf{p}_1\mathbf{a}} = B_{23} \quad (6.72)$$

¹⁷Here we used (6.57) - (6.59) and (6.61) - (6.63).

¹⁸which must commute with \mathbf{P}_0 and \mathbf{J}_0 , of course, to preserve the instant form of interaction

One can check that one possible choice of B is

$$B = \exp(\ln B_{12} + \ln B_{13} + \ln B_{23})$$

Indeed, using equations (6.61) - (6.63) we obtain

$$\begin{aligned} \lim_{\mathbf{a} \rightarrow \infty} e^{\frac{i}{\hbar} \mathbf{p}_3 \mathbf{a}} B e^{-\frac{i}{\hbar} \mathbf{p}_3 \mathbf{a}} &= \lim_{\mathbf{a} \rightarrow \infty} e^{\frac{i}{\hbar} \mathbf{p}_3 \mathbf{a}} \exp(\ln B_{12} + \ln B_{13} + \ln B_{23}) e^{-\frac{i}{\hbar} \mathbf{p}_3 \mathbf{a}} \\ &= \exp(\ln B_{12}) = B_{12} \end{aligned}$$

Then, it is easy to show that the interacting representation of the Poincaré group generated by operators (6.67) and (6.68) satisfies cluster separability properties (6.53) - (6.56). For example,

$$\begin{aligned} \lim_{\mathbf{a} \rightarrow \infty} e^{\frac{i}{\hbar} \mathbf{p}_3 \mathbf{a}} H e^{-\frac{i}{\hbar} \mathbf{p}_3 \mathbf{a}} &= \lim_{\mathbf{a} \rightarrow \infty} e^{\frac{i}{\hbar} \mathbf{p}_3 \mathbf{a}} B^{-1} \overline{H} B e^{-\frac{i}{\hbar} \mathbf{p}_3 \mathbf{a}} \\ &= \lim_{\mathbf{a} \rightarrow \infty} B_{12}^{-1} e^{\frac{i}{\hbar} \mathbf{p}_3 \mathbf{a}} \sqrt{P_0^2 c^2 + \overline{M}^2 c^4} e^{-\frac{i}{\hbar} \mathbf{p}_3 \mathbf{a}} B_{12} \\ &= B_{12}^{-1} \sqrt{P_0^2 c^2 + (B_{12} M_{12} B_{12}^{-1})^2 c^4} B_{12} \\ &= \sqrt{P_0^2 c^2 + M_{12}^2 c^4} = H_{12} \end{aligned}$$

Generally, operator B does not commute with the Newton-Wigner position operator (6.60). Therefore, the mass operator (6.69) also does not commute with \mathbf{R}_0 , and the representation generated by operators $(\mathbf{P}_0, \mathbf{J}_0, \mathbf{K}, H)$ does not belong to the Bakamjian-Thomas form. This is consistent with our conclusion in subsection 6.3.5 that Bakamjian-Thomas dynamics cannot be made cluster-separable.

Obviously, the above method of constructing relativistic cluster-separable interactions is very cumbersome. Moreover, its applicability is limited to interactions that conserve the number of particles. In chapters 9 and 11 we will consider a more general approach that seems to be more relevant to interactions occurring in nature. This construction will be based on the idea of quantum fields

6.4 Bound states and time evolution

We already mentioned that the knowledge of the Poincaré group representation U_g in the Hilbert space \mathcal{H} of a multiparticle system is sufficient for getting any desired physical information about the system. In this section, we would like to make this statement more concrete by examining two types of information, which can be compared with experiment: the mass and energy spectra of the system and the time evolution of its observables. In the next section we will discuss scattering experiments, which are currently the most informative way of studying microscopic systems.

6.4.1 Mass and energy spectra

The mass operator of a non-interacting 2-particle system is

$$\begin{aligned} M_0 &= +\frac{1}{c^2}\sqrt{H_0^2 - P_0^2 c^2} = +\frac{1}{c^2}\sqrt{(h_1 + h_2)^2 - (\mathbf{p}_1 + \mathbf{p}_2)^2 c^2} \\ &= +\frac{1}{c^2}\sqrt{\left(\sqrt{m_1^2 c^4 + p_1^2 c^2} + \sqrt{m_2^2 c^4 + p_2^2 c^2}\right)^2 - (\mathbf{p}_1 + \mathbf{p}_2)^2 c^2} \end{aligned} \quad (6.73)$$

As particles' momenta can have any value in the 3D momentum space, the eigenvalues m of the mass operator have continuous spectrum in the range

$$m_1 + m_2 \leq m < \infty \quad (6.74)$$

where the minimum value of mass $m_1 + m_2$ is obtained from (6.73) when both particles are at rest $\mathbf{p}_1 = \mathbf{p}_2 = 0$. It then follows that the common spectrum of mutually commuting operators \mathbf{P}_0 and

$$H_0 = +\sqrt{M_0^2 c^4 + P_0^2 c^2}$$

is the union of mass hyperboloids¹⁹ in the 4-dimensional momentum-energy space. This spectrum is shown by the hatched region in Fig. 6.1(a).

In the presence of interaction, the eigenvalues μ_n of the mass operator $M = M_0 + N$ can be found by solving the *stationary* Schrödinger equation

¹⁹with masses in the interval (6.74)

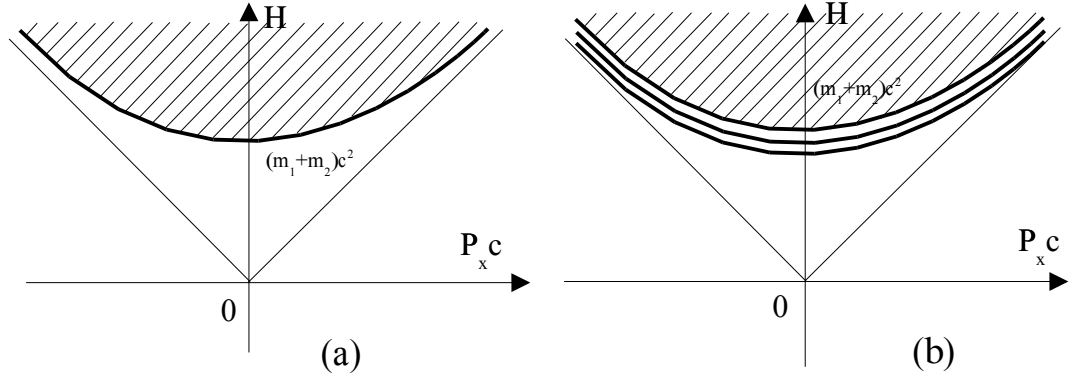


Figure 6.1: Typical momentum-energy spectrum of (a) non-interacting and (b) interacting two-particle system.

$$M|\Psi_n\rangle = \mu_n|\Psi_n\rangle \quad (6.75)$$

It is well-known that in the presence of sufficiently weak interaction N , the spectrum of M will not be perturbed much. For example, for a weak attractive N , new discrete eigenvalues in the mass spectrum may split off below the threshold $m_1 + m_2$. The eigenvectors of the interacting mass operator with eigenvalues $\mu_n < m_1 + m_2$ are called *bound states*. The mass eigenvalues μ_n are highly degenerate. For example, if $|\Psi_n\rangle$ is an eigenvector corresponding to μ_n , then for any Poincaré group element g the vector $U_g|\Psi_n\rangle$ is also an eigenvector with the same mass eigenvalue.²⁰ To remove this degeneracy (at least partially) one can consider operators \mathbf{P}_0 and H , which commute with each other and with M , so that they define a basis of common eigenvectors

$$\begin{aligned} M|\Psi_{\mathbf{p},n}\rangle &= \mu_n|\Psi_{\mathbf{p},n}\rangle \\ \mathbf{P}_0|\Psi_{\mathbf{p},n}\rangle &= \mathbf{p}|\Psi_{\mathbf{p},n}\rangle \\ H|\Psi_{\mathbf{p},n}\rangle &= \sqrt{M^2c^4 + P^2c^2}|\Psi_{\mathbf{p},n}\rangle = \sqrt{\mu_n^2c^4 + p^2c^2}|\Psi_{\mathbf{p},n}\rangle \end{aligned}$$

Then sets of common eigenvalues of \mathbf{P}_0 and H with fixed $\mu_n < m_1 + m_2$ form hyperboloids

²⁰This means that eigensubspaces with fixed mass μ_n are invariant with respect to Poincaré group actions.

$$h_n = \sqrt{\mu_n^2 c^4 + p^2 c^2}$$

which are shown in Fig. 6.1(b) below the continuous part of the common spectrum of \mathbf{P}_0 and H . An example of a bound system whose mass spectrum has both continuous and discrete parts – the hydrogen atom – will be considered in greater detail in section 12.2.

6.4.2 Doppler effect revisited

In our discussion of the Doppler effect in subsection 5.3.4 we were interested in the energy of free photons measured by moving observers or emitted by moving sources. To this end we applied a boost transformation (5.66) to the energy E of a free massless photon. It is instructive to look at this problem from another point of view. Photons are usually emitted by compound massive physical systems (atoms, molecules, nuclei, etc.) in transitions between two discrete energy levels E_2 and E_1 , so that the photon's energy is found simply from the energy conservation law²¹

$$E = E_2 - E_1$$

When the source is moving with respect to the observer (or observer is moving with respect to the source), the energies of levels 1 and 2 experience inertial transformations given by formula (4.4). Therefore, to check our theory for consistency, we would like to prove that the Doppler shift calculated with this formula is the same as that obtained in subsection 5.3.4.

Suppose that the compound system has two bound states characterized by mass eigenvalues m_1 and $m_2 > m_1$ (see Fig. 6.2). Suppose also that initially the system is in the excited state with mass m_2 , total momentum \mathbf{p}_2 , and energy $E_2 = \sqrt{m_2^2 c^4 + p_2^2 c^2}$. In the final state we have the same system with a lower mass m_1 , different total momentum \mathbf{p}_1 , and energy $E_1 = \sqrt{m_1^2 c^4 + p_1^2 c^2}$. In addition, there is a photon with momentum \mathbf{k} and energy ck . From the momentum and energy conservation laws we can write

²¹The transition energy E is actually not well-defined, because the excited state 2 is not a stationary state. (See section 13.1.) Therefore our discussion in this subsection is valid only approximately for long-living states 2, for which the uncertainty of energy can be neglected.

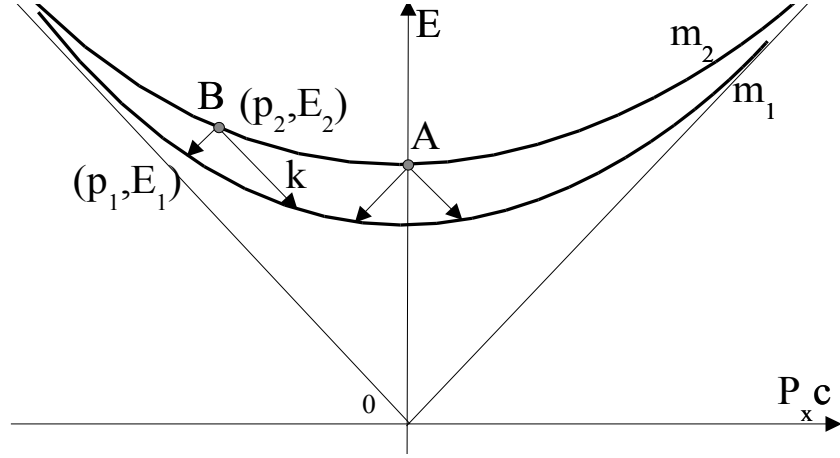


Figure 6.2: Energy level diagram for a bound system with the ground state of mass m_1 and the excited state of mass m_2 . If the system is at rest, its excited state is represented by point A. Note that the energy of emitted photons (arrows) is less than $(m_2 - m_1)c^2$. A moving excited state with momentum \mathbf{p}_2 is represented by point B. The energies and momenta \mathbf{k} of emitted photons depend on the angle between \mathbf{k} and \mathbf{p}_2 .

$$\begin{aligned}
 \mathbf{p}_2 &= \mathbf{p}_1 + \mathbf{k} \\
 E_2 &= E_1 + ck \\
 \sqrt{m_2^2 c^4 + p_2^2 c^2} &= \sqrt{m_1^2 c^4 + p_1^2 c^2} + ck \\
 &= \sqrt{m_1^2 c^4 + (\mathbf{p}_2 - \mathbf{k})^2 c^2} + ck
 \end{aligned}$$

Taking squares of both sides of the last equality, we obtain

$$k\sqrt{m_1^2 c^2 + (\mathbf{p}_2 - \mathbf{k})^2} = \frac{1}{2}\mu^2 c^2 + p_2 k \cos \phi - k^2$$

where $\mu^2 \equiv m_2^2 - m_1^2$ and ϕ is the angle between vectors \mathbf{p}_2 and \mathbf{k} .²² Taking squares of both sides again we obtain a quadratic equation

²² Note also that vector \mathbf{k} points from the light emitting system to the observer, so the angle ϕ can be interpreted as the angle between the velocity of the source and the line of sight, which is equivalent to the definition of ϕ in subsection 5.3.4.

$$k^2(m_2^2c^2 + p_2^2 - p_2^2 \cos^2 \phi) - k\mu^2c^2p_2 \cos \phi - \frac{1}{4}\mu^4c^4 = 0$$

with the solution²³

$$k = \frac{\mu^2c^2}{2m_2^2c^2 + 2p_2^2 \sin^2 \phi} \left(p_2 \cos \phi + \sqrt{m_2^2c^2 + p_2^2} \right)$$

Introducing the rapidity θ of the initial state, we obtain $p_2 = m_2c \sinh \theta$, $\sqrt{m_2^2c^2 + p_2^2} = m_2c \cosh \theta$ and

$$k = \frac{\mu^2c(\sinh \theta \cos \phi + \cosh \theta)}{2m_2(\cosh^2 \theta - \sinh^2 \theta \cos^2 \phi)} = \frac{\mu^2c}{2m_2 \cosh \theta (1 - \frac{v}{c} \cos \phi)}$$

This formula gives the energy of the photon emitted by a system moving with the speed $v = c \tanh \theta$

$$E(\theta, \phi) \equiv ck = \frac{E(0)}{\cosh \theta (1 - \frac{v}{c} \cos \phi)}$$

where

$$E(0) = \frac{\mu^2c^2}{2m_2}$$

is the energy of the photon emitted by a source at rest. This agrees with our earlier result (5.70).

6.4.3 Time evolution

In addition to stationary energy spectra discussed above, we are often interested in the time evolution of a compound system. This includes reactions,

²³Only positive sign of the square root leads to a physical solution with positive k

scattering, decays, etc. As we discussed in subsection 5.2.4, in quantum theory the time evolution of states from (earlier) time t' to (later) time t is described by the *time evolution operator*

$$U(t \leftarrow t') = e^{-\frac{i}{\hbar}H(t-t')} \quad (6.76)$$

This operator has the following useful properties

$$U(t \leftarrow t') = e^{-\frac{i}{\hbar}H(t-t_1)}e^{-\frac{i}{\hbar}H(t_1-t')} = U(t \leftarrow t_1)U(t_1 \leftarrow t') \quad (6.77)$$

$$U(t \leftarrow t') = U^{-1}(t' \leftarrow t) \quad (6.78)$$

for any t, t', t_1 .

In the Schrödinger picture, the time evolution of a state vector is given by (5.49)

$$|\Psi(t)\rangle = U(t \leftarrow t')|\Psi(t')\rangle = e^{-\frac{i}{\hbar}H(t-t')}|\Psi(t')\rangle \quad (6.79)$$

$|\Psi(t)\rangle$ is also a solution of the *time dependent* Schrödinger equation

$$\begin{aligned} i\hbar\frac{d}{dt}|\Psi(t)\rangle &= i\hbar\frac{d}{dt}e^{-\frac{i}{\hbar}H(t-t')}|\Psi(t')\rangle = He^{-\frac{i}{\hbar}H(t-t')}|\Psi(t')\rangle \\ &= H|\Psi(t)\rangle \end{aligned} \quad (6.80)$$

In spite of simple appearance of formula (6.79), the evaluation of the exponents of the Hamilton operator is an extremely difficult task. In rare cases when all eigenvalues E_n and eigenvectors $|\Psi\rangle_n$ of the Hamiltonian are known

$$H|\Psi\rangle_n = E_n|\Psi\rangle_n$$

the initial state can be represented as a sum (and/or integral) of basis eigenvectors

$$|\Psi(0)\rangle = \sum_n C_n|\Psi\rangle_n$$

and the time evolution can be calculated as

$$|\Psi(t)\rangle = e^{-\frac{i}{\hbar}Ht}|\Psi(0)\rangle = e^{-\frac{i}{\hbar}Ht} \sum_n C_n |\Psi\rangle_n = \sum_n C_n e^{-\frac{i}{\hbar}E_n t} |\Psi\rangle_n \quad (6.81)$$

There is another useful formula for the state vector's time evolution in a theory with Hamiltonian $H = H_0 + V$. Denoting

$$V(t) = e^{\frac{i}{\hbar}H_0(t-t_0)} V e^{-\frac{i}{\hbar}H_0(t-t_0)}$$

it is easy to verify that the time-dependent state vector²⁴

$$|\Psi(t)\rangle = e^{-\frac{i}{\hbar}H_0(t-t_0)} \left(1 - \frac{i}{\hbar} \int_{t_0}^t V(t') dt' - \frac{1}{\hbar^2} \int_{t_0}^t V(t') dt' \int_{t_0}^{t'} V(t'') dt'' + \dots \right) |\Psi(t_0)\rangle \quad (6.82)$$

satisfies the Schrödinger equation (6.80) with the additional condition that at $t = t_0$ the solution coincides with the given initial state $|\Psi(t_0)\rangle$. Indeed

$$\begin{aligned} & i\hbar \frac{d}{dt} |\Psi(t)\rangle \\ &= i\hbar \frac{d}{dt} e^{-\frac{i}{\hbar}H_0(t-t_0)} \left(1 - \frac{i}{\hbar} \int_{t_0}^t V(t') dt' - \frac{1}{\hbar^2} \int_{t_0}^t V(t') dt' \int_{t_0}^{t'} V(t'') dt'' + \dots \right) |\Psi(t_0)\rangle \\ &= H_0 e^{-\frac{i}{\hbar}H_0(t-t_0)} \left(1 - \frac{i}{\hbar} \int_{t_0}^t V(t') dt' - \frac{1}{\hbar^2} \int_{t_0}^t V(t') dt' \int_{t_0}^{t'} V(t'') dt'' + \dots \right) |\Psi(t_0)\rangle \\ &\quad + e^{-\frac{i}{\hbar}H_0(t-t_0)} V(t) \left(1 - \frac{i}{\hbar} \int_{t_0}^t V(t'') dt'' + \dots \right) |\Psi(t_0)\rangle \\ &= (H_0 + V) |\Psi(t)\rangle \end{aligned}$$

Perturbative formula (6.82) will be found useful in our discussion of scattering in subsection 7.1.2.

Unfortunately, the above methods for calculating the time evolution of quantum systems have very limited practical value: The full spectrum of

²⁴Note that time integration variables satisfy inequalities $t \geq t' \geq t'' \geq \dots \geq t_0$.

eigenvalues and eigenvectors of the interacting Hamiltonian H^{25} can be found only for very simple models. The convergence of the perturbative expansion (6.82) is usually rather poor. So, calculations of the time evolution in quantum mechanics are rather challenging. There are, however, two areas where we can make further progress in solving this problem. First, in most circumstances, quantum effects are too small to be observable. So, it is important to understand how solutions of the time dependent Schrödinger equation correspond to classical trajectories of particles that we see in everyday life. The classical limit of quantum mechanics will be tackled in section 6.5. Second, there is an important class of *scattering experiments*, which do not require a detailed description of the time evolution of quantum states. The powerful formalism of scattering theory will be discussed in chapter 7.

6.5 Classical Hamiltonian dynamics

There are many studies devoted to the so-called problem of *quantization*. This means that given a classical theory²⁶ one is trying to develop a corresponding quantum analog. However, as the world is fundamentally quantum, and its classical description is just a rough approximation, this line of research is not well justified. In our opinion, it seems more logical to go in the opposite direction: to build an (approximate) classical theory starting from its (exact) quantum analog.

In section 1.5.2 we have established that distributive (classical) propositional systems are particular cases of orthomodular (quantum) propositional systems. Therefore, we may expect that quantum mechanics includes classical mechanics as a particular case. However, it is not obvious how exactly the phase space of classical mechanics is related to the quantum Hilbert space. We would like to analyze this relationship in the present section. For simplicity, we will use as an example a system of spinless particles with non-zero masses $m_i > 0$. For classical treatment of massless particles, e.g., photons, see subsection 15.5.5.

²⁵which are required for formula (6.81)

²⁶e.g., classical mechanics or classical field theory

6.5.1 Quasiclassical states

In the macroscopic world we do not meet localized eigenvectors $|\mathbf{r}\rangle$ of the position operator. According to equation (5.38), such states have infinite uncertainty of momentum which is rather unusual. Similarly, we do not meet states with sharply defined momentum. Such states are delocalized over large distances (5.40). The reason why such states are not commonly seen²⁷ is not well understood yet. The most plausible hypothesis is that eigenstates of the position or eigenstates of the momentum are susceptible to small perturbations (e.g., due to temperature or external radiation) and rapidly transform to more robust *wave packets* or *quasiclassical states* in which both position and momentum have good, but not perfect localization.

So, when discussing the classical limit of quantum mechanics, we will not consider general states allowed by quantum mechanics. We will limit our attention only to the class of particle states $|\Psi_{\mathbf{r}_0, \mathbf{p}_0}\rangle$ that we will call quasiclassical. Wave functions of these states are assumed to be well-localized in both position and momentum representations around the points \mathbf{r}_0 and \mathbf{p}_0 , respectively. Without loss of generality such wave functions in the position representation can be written as

$$\psi_{\mathbf{r}_0, \mathbf{p}_0}(\mathbf{r}) \equiv \langle \mathbf{r} | \Psi_{\mathbf{r}_0, \mathbf{p}_0} \rangle = \eta(\mathbf{r} - \mathbf{r}_0) e^{\frac{i}{\hbar} \phi} e^{\frac{i}{\hbar} \mathbf{p}_0 \cdot (\mathbf{r} - \mathbf{r}_0)} \quad (6.83)$$

where $\eta(\mathbf{r} - \mathbf{r}_0)$ is a real smooth (non-oscillating) function with a maximum near the expectation value of position \mathbf{r}_0 and ϕ is a real phase.²⁸ The last factor in (6.83) ensures that the expectation value of momentum is \mathbf{p}_0 .²⁹ As we will see later, in order to discuss the classical limit of quantum mechanics the exact choice of the function $\eta(\mathbf{r} - \mathbf{r}_0)$ is not important. For example, it is convenient to choose it in the form of a Gaussian

$$\psi_{\mathbf{r}_0, \mathbf{p}_0}(\mathbf{r}) = N e^{-(\mathbf{r} - \mathbf{r}_0)^2 / d^2} e^{\frac{i}{\hbar} \mathbf{p}_0 \cdot \mathbf{r}} \quad (6.84)$$

²⁷Spatially delocalized states of particles play a role in such low-temperature effects as superconductivity and superfluidity.

²⁸such that $e^{\frac{i}{\hbar} \phi}$ is a unimodular phase factor: $|e^{\frac{i}{\hbar} \phi}| = 1$. The introduction of this factor seems redundant here, because any wave function is defined up to a multiplier, anyway. However, we will find the factor $e^{\frac{i}{\hbar} \phi}$ important in our discussions of the interference effect in subsection 6.5.6 and in section 15.4.

²⁹compare with the form (5.40) of momentum eigenfunctions in the position space

where $\phi = 0$, parameter d controls the degree of localization, and N is a coefficient required for the proper normalization

$$\int d\mathbf{r} |\psi_{\mathbf{r}_0, \mathbf{p}_0}(\mathbf{r})|^2 = 1$$

The exact magnitude of this coefficient is not important for our discussion, so we will not calculate it here.

6.5.2 Heisenberg uncertainty relation

Wave functions like (6.84) cannot possess both sharp position and sharp momentum at the same time. They are always characterized by a non-vanishing uncertainty of position $\Delta r > 0$ and a non-vanishing uncertainty of momentum $\Delta p > 0$. These uncertainties are roughly inversely proportional to each other. To see the nature of this inverse proportionality, we assume, for simplicity, that the particle is at rest in the origin, i.e., $\mathbf{r}_0 = \mathbf{p}_0 = 0$. Then the position-space wave function is

$$\psi_{\mathbf{0}, \mathbf{0}}(\mathbf{r}) = N e^{-\mathbf{r}^2/d^2} \quad (6.85)$$

and its counterpart in the momentum space is³⁰

$$\begin{aligned} \psi_{\mathbf{0}, \mathbf{0}}(\mathbf{p}) &= (2\pi\hbar)^{-3/2} N \int d\mathbf{r} e^{-\mathbf{r}^2/d^2} e^{-\frac{i}{\hbar}\mathbf{p}\mathbf{r}} \\ &= (2\hbar)^{-3/2} N d^3 e^{-p^2 d^2/(4\hbar^2)} \end{aligned} \quad (6.86)$$

The product of the uncertainties of the momentum-space ($\Delta p \approx \frac{2\hbar}{d}$) and position-space ($\Delta r \approx d$) wave functions is independent on the parameter d

$$\Delta r \Delta p \approx 2\hbar \quad (6.87)$$

This is an example of the *Heisenberg uncertainty relation*, which tells us that for all quantum states the above uncertainties must satisfy the famous inequality

$$\Delta r \Delta p \geq \hbar/2 \quad (6.88)$$

³⁰Here we used equations (5.42) and (B.13).

6.5.3 Spreading of quasiclassical wave packets

Suppose that at time $t = 0$ the particle was prepared in the state with well-localized wave function (6.85), i.e., the uncertainty of position $\Delta r \approx d$ is small. The corresponding time-dependent wave function in the momentum representation is

$$\begin{aligned}\psi(\mathbf{p}, t) &= e^{-\frac{i}{\hbar}\hat{H}t}\psi_{\mathbf{0},\mathbf{0}}(\mathbf{p}, 0) \\ &= \frac{Nd^3}{(2\hbar)^{3/2}}e^{-p^2d^2/(4\hbar^2)}e^{-\frac{it}{\hbar}\sqrt{m^2c^4+p^2c^2}}\end{aligned}$$

whose position representation counterpart is³¹

$$\begin{aligned}\psi(\mathbf{r}, t) &= \frac{Nd^3}{(4\pi\hbar^2)^{3/2}}\int d\mathbf{p}e^{-p^2d^2/(4\hbar^2)}e^{\frac{i}{\hbar}\mathbf{p}\mathbf{r}}e^{-\frac{it}{\hbar}\sqrt{m^2c^4+p^2c^2}} \\ &\approx \frac{Nd^3}{(4\pi\hbar^2)^{3/2}}e^{-\frac{i}{\hbar}mc^2t}\int d\mathbf{p}\exp\left(-p^2\left(\frac{d^2}{4\hbar^2}+\frac{it}{2\hbar m}\right)+\frac{i}{\hbar}\mathbf{p}\mathbf{r}\right) \\ &= N\left(\frac{d^2m}{d^2m+2i\hbar t}\right)^{3/2}e^{-\frac{i}{\hbar}mc^2t}\exp\left(-\frac{mr^2}{d^2m+2i\hbar t}\right)\end{aligned}$$

and the probability density is

$$\begin{aligned}\rho(\mathbf{r}, t) &= |\psi(\mathbf{r}, t)|^2 \\ &= |N|^2\left(\frac{d^4m^2}{d^4m^2+4\hbar^2t^2}\right)^{3/2}\exp\left(-\frac{2r^2d^2m^2}{d^4m^2+4\hbar^2t^2}\right)\end{aligned}$$

The size of the wave packet at large times $t \rightarrow \infty$ is easily found as

$$\Delta r(t) \approx \sqrt{\frac{d^4m^2+4\hbar^2t^2}{d^2m^2}} \approx \frac{2\hbar t}{dm}$$

So, the position-space wave packet is spreading out, and the speed of spreading v_s is directly proportional to the uncertainty of velocity in the initially prepared state³²

³¹Due to the factor $e^{-p^2d^2/(4\hbar^2)}$, only small values of momentum contribute to the integral, so we can use the non-relativistic approximation $\sqrt{m^2c^4+p^2c^2} \approx mc^2 + \frac{p^2}{2m}$ and equation (B.13).

³²Here we used equality (6.87).

$$v_s \approx \frac{2\hbar}{dm} \approx \frac{\Delta p}{m} \quad (6.89)$$

One can verify that at large times this speed does not depend on the shape of the initial wave packet. The important parameters are the size d of this wave packet and the particle's mass m .

A simple estimate demonstrates that for macroscopic objects this spreading phenomenon can be safely neglected. For example, for a particle of mass $m = 1$ mg and the initial position uncertainty of $d = 1$ micron, the time needed for the wave function to spread to 1 cm is more than 10^{11} years. Therefore, for quasiclassical states of macroscopic particles with sufficiently high masses, their positions and momenta are well defined at all times and their time evolution can be described by a classical *trajectory* pretty well. So, in these conditions one can safely replace quantum mechanics with its classical counterpart.

6.5.4 Phase space

Let us now see how rules of classical Hamiltonian mechanics follow from the quantum Schrödinger equation.

In subsection 6.5.1 we have established the general form (6.83) of quasiclassical wave packets. In most circumstances the resolution of measuring instruments is poor, i.e., much poorer than the quantum of action \hbar [KvB06]. Then the shape of the envelope function $\eta(\mathbf{r} - \mathbf{r}_0)$ cannot be discerned. All quantum states (6.83) with different shapes of the function $\eta(\mathbf{r} - \mathbf{r}_0)$ can now be treated as the same classical state. So, each classical state is fully characterized by two parameters: the average position of the packet \mathbf{r}_0 and the average momentum \mathbf{p}_0 . These states are approximate eigenstates of both position and momentum operators simultaneously:

$$\mathbf{R}|\Psi_{\mathbf{r}_0, \mathbf{p}_0}\rangle \approx \mathbf{r}_0|\Psi_{\mathbf{r}_0, \mathbf{p}_0}\rangle \quad (6.90)$$

$$\mathbf{P}|\Psi_{\mathbf{r}_0, \mathbf{p}_0}\rangle \approx \mathbf{p}_0|\Psi_{\mathbf{r}_0, \mathbf{p}_0}\rangle \quad (6.91)$$

All such equivalent states can be represented by one point $(\mathbf{r}_0, \mathbf{p}_0)$ in a 6-dimensional manifold \mathbb{R}^6 with coordinates $r_x, r_y, r_z, p_x, p_y, p_z$. This is the one-particle classical *phase space* that was discussed from a logico-probabilistic point of view in subsection 1.4.4.

We can continue this line of reasoning and translate other quantum notions to the classical language as well. For example, we know that any 1-particle quantum observable F can be expressed as a function of the particle position \mathbf{R} , momentum \mathbf{P} , and mass M .³³ The eigenvalue of M is just a constant. Therefore, in the classical phase space picture, all observables (the energy, angular momentum, velocity, etc.) are represented as real functions $f(\mathbf{p}, \mathbf{r})$ on the phase space.

For example, consider a logical proposition F . As we have established in chapter 1, logical propositions form a special class of observables (or functions on the phase space), whose spectrum consists of only two points 0 and 1. Thus, the phase space function $f(\mathbf{p}, \mathbf{r})$ that corresponds to the proposition F , defines a subset of the phase space – the set of points where $f(\mathbf{p}, \mathbf{r}) = 1$.

Let us consider two examples of propositions/subsets in \mathbb{R}^6 . The proposition $R =$ “position of the particle is exactly \mathbf{r}_0 ” is represented in the phase space by a 3-dimensional hyperplane with fixed position $\mathbf{r} = \mathbf{r}_0$ and arbitrary momentum \mathbf{p} . The proposition $P =$ “momentum of the particle is exactly \mathbf{p}_0 ” is represented by another 3-dimensional hyperplane in which the value of momentum is fixed, while position is arbitrary. The meet of these two propositions is represented by the intersection of the two hyperplanes $s = R \cap P$ which is a point $s = (\mathbf{r}_0, \mathbf{p}_0)$ in the phase space and an atom in the classical propositional system. In the classical case such an intersection always exists. Thus, there exist states in which both position and momentum are measurable simultaneously with absolute certainty. However, this is not true in the quantum case. As we saw in subsection 6.5.2, quantum propositions about position R and momentum P can have a non-empty meet only if they are associated with uncertainties (intervals) Δr and Δp , which satisfying the Heisenberg uncertainty relationship (6.88).

Similar to the one-particle case, we can introduce a $6N$ -dimensional phase space for any system of N particles. This phase space is a classical replacement for the quantum-mechanical N -particle Hilbert space, as we discussed in subsection 1.4.4.

³³See subsection 4.3.4. Recall that in this section we are talking only about spinless particles. So, we set $\mathbf{S} = 0$.

6.5.5 Poisson brackets

It follows from (6.90) and (6.91) that quasiclassical states $|\Psi_{\mathbf{r}_0, \mathbf{p}_0}\rangle$ are approximate eigenstates of any classical observable

$$f(\mathbf{R}, \mathbf{P})|\Psi_{\mathbf{r}_0, \mathbf{p}_0}\rangle \approx f(\mathbf{r}_0, \mathbf{p}_0)|\Psi_{\mathbf{r}_0, \mathbf{p}_0}\rangle \quad (6.92)$$

The expectation value of observable $f(\mathbf{R}, \mathbf{P})$ in the quasiclassical state $|\Psi_{\mathbf{r}_0, \mathbf{p}_0}\rangle$ is just the value of the corresponding function $f(\mathbf{r}_0, \mathbf{p}_0)$

$$\langle f(\mathbf{R}, \mathbf{P}) \rangle = f(\mathbf{r}_0, \mathbf{p}_0)$$

and the expectation value of a product of two such observables is equal to the product of expectation values

$$\langle f(\mathbf{R}, \mathbf{P})g(\mathbf{R}, \mathbf{P}) \rangle = f(\mathbf{r}_0, \mathbf{p}_0)g(\mathbf{r}_0, \mathbf{p}_0) = \langle f(\mathbf{R}, \mathbf{P}) \rangle \langle g(\mathbf{R}, \mathbf{P}) \rangle \quad (6.93)$$

According to (3.52) - (3.58), commutators of observables are proportional to \hbar , so in the classical limit $\hbar \rightarrow 0$ all operators of observables commute with each other.³⁴ There are two important roles played by commutators in quantum mechanics. First, the commutator of two observables determines whether these observables can be measured simultaneously, i.e., whether there exist states in which both observables have well-defined values. Vanishing commutators of classical observables imply that all such observables can be measured simultaneously. Second, commutators of observables with generators of the Poincaré group determine how these observables transform from one reference frame to another. One example of such a transformation is the time translation in (3.64). However, the zero classical limit of these commutators as $\hbar \rightarrow 0$ does not mean that t -dependent terms on the right hand side of equation (3.64) become zero, and that the time evolution stops in this limit. The right hand side of (3.64) does not vanish even in the classical limit, because the commutators in n -th order terms are multiplied by large factors $(-i/\hbar)^n$. In the limit $\hbar \rightarrow 0$ we obtain

$$F(t) = F - [H, F]_P t + \frac{1}{2}[H, [H, F]_P]_P t^2 + \dots \quad (6.94)$$

³⁴This is also clear from (6.93) as $\langle f(\mathbf{R}, \mathbf{P})g(\mathbf{R}, \mathbf{P}) \rangle = \langle g(\mathbf{R}, \mathbf{P})f(\mathbf{R}, \mathbf{P}) \rangle$.

where

$$[f, g]_P \equiv \lim_{\hbar \rightarrow 0} \frac{-i}{\hbar} [f(\mathbf{R}, \mathbf{P}), g(\mathbf{R}, \mathbf{P})] \quad (6.95)$$

is called the *Poisson bracket*. So, even though commutators of observables are effectively zero in classical mechanics, we can still use non-vanishing Poisson brackets when calculating the action of inertial transformations on observables.

Now we are going to derive a useful explicit formula for the Poisson bracket (6.95). The exact commutator of two quantum mechanical operators $f(\mathbf{R}, \mathbf{P})$ and $g(\mathbf{R}, \mathbf{P})$ can be written generally as a series in powers of \hbar

$$[f, g] = i\hbar k_1 + i\hbar^2 k_2 + i\hbar^3 k_3 \dots$$

where k_i are Hermitian operators. From equation (6.95) it is clear that the Poisson bracket is equal to the coefficient of the dominant term of the first order in \hbar

$$[f, g]_P = k_1$$

As a consequence, the classical Poisson bracket $[f, g]_P$ is much easier to calculate than the full quantum commutator $[f, g]$. The following theorem demonstrates that calculation of the Poisson bracket can be reduced to simple differentiation.

Theorem 6.4 *If $f(\mathbf{R}, \mathbf{P})$ and $g(\mathbf{R}, \mathbf{P})$ are two observables of a massive spinless particle, then³⁵*

$$[f(\mathbf{R}, \mathbf{P}), g(\mathbf{R}, \mathbf{P})]_P = \frac{\partial f}{\partial \mathbf{R}} \cdot \frac{\partial g}{\partial \mathbf{P}} - \frac{\partial f}{\partial \mathbf{P}} \cdot \frac{\partial g}{\partial \mathbf{R}} \quad (6.96)$$

³⁵Equation (6.96) is the *definition* of the Poisson bracket usually presented in classical mechanics textbooks without proper justification. Here we are deriving this formula from quantum-mechanical commutators.

Proof. Consider for simplicity the one-dimensional case (the 3D proof is similar) in which the desired result (6.96) becomes

$$\lim_{\hbar \rightarrow 0} \frac{-i}{\hbar} [f(R, P), g(R, P)] = \frac{\partial f}{\partial R} \cdot \frac{\partial g}{\partial P} - \frac{\partial f}{\partial P} \cdot \frac{\partial g}{\partial R} \quad (6.97)$$

First, functions $f(R, P)$ and $g(R, P)$ can be represented by their Taylor expansions around the origin ($r = 0, p = 0$) in the phase space, e.g.,

$$\begin{aligned} f(R, P) &= C_{00} + C_{10}R + C_{01}P + C_{11}RP + C_{20}R^2 + C_{02}P^2 + C_{21}R^2P + \dots \\ g(R, P) &= D_{00} + D_{10}R + D_{01}P + D_{11}RP + D_{20}R^2 + D_{02}P^2 + D_{21}R^2P + \dots \end{aligned}$$

where C_{ij} and D_{ij} are numerical coefficients, and we agreed to write factors R to the left from factors P . Then it is sufficient to prove formula (6.97) for f and g being monoms of the form $R^n P^m$. In particular, we would like to prove that

$$\begin{aligned} [R^n P^m, R^q P^s]_P &= \frac{\partial(R^n P^m)}{\partial R} \frac{\partial(R^q P^s)}{\partial P} - \frac{\partial(R^n P^m)}{\partial P} \frac{\partial(R^q P^s)}{\partial R} \\ &= nsR^{n+q-1}P^{m+s-1} - mqR^{n+q-1}P^{m+s-1} \\ &= (ns - mq)R^{n+q-1}P^{m+s-1} \end{aligned} \quad (6.98)$$

for all non-negative integers $n, m, q, s \geq 0$. This result definitely holds if f and g are linear in R and P , i.e., when n, m, q, s are either 0 or 1. For example, in the case $n = 1, m = 0, q = 0, s = 1$ formula (6.98) yields

$$[R, P]_P = 1$$

which agrees with definition (6.95) and with quantum result (4.25).

To prove (6.98) for higher powers we will use mathematical induction. Suppose that we established the validity of (6.98) for a set of powers n, m, q, s as well as for any set of lower powers n', m', q', s' , where $n' \leq n, m' \leq m, q' \leq q, s' \leq s$. The proof by induction now requires us to establish the validity of the following equations

$$\begin{aligned}
[R^n P^m, R^{q+1} P^s]_P &= (ns - mq - m)R^{n+q} P^{m+s-1} \\
[R^n P^m, R^q P^{s+1}]_P &= (ns - mq + n)R^{n+q-1} P^{m+s} \\
[R^{n+1} P^m, R^q P^s]_P &= (ns - mq + s)R^{n+q} P^{m+s-1} \\
[R^n P^{m+1}, R^q P^s]_P &= (ns - mq - q)R^{n+q-1} P^{m+s}
\end{aligned}$$

Let us prove only the first equation. Three others are proved similarly. Using equations (4.53), (6.98), and (E.11) we, indeed, obtain

$$\begin{aligned}
[R^n P^m, R^{q+1} P^s]_P &= -\lim_{\hbar \rightarrow 0} \frac{i}{\hbar} [R^n P^m, R^{q+1} P^s] \\
&= -\lim_{\hbar \rightarrow 0} \frac{i}{\hbar} [R^n P^m, R] R^q P^s - \lim_{\hbar \rightarrow 0} \frac{i}{\hbar} R [R^n P^m, R^q P^s] \\
&= [R^n P^m, R]_P R^q P^s + R [R^n P^m, R^q P^s]_P \\
&= -m R^{n+q} P^{m+s-1} + (ns - mq) R^{n+q} P^{m+s-1} \\
&= (ns - mq - m) R^{n+q} P^{m+s-1}
\end{aligned}$$

Therefore, by induction, equation (6.97) holds for all values of $n, m, q, s \geq 0$ and for all smooth functions $f(R, P)$ and $g(R, P)$. ■

Since Poisson brackets are obtained from commutators (6.95), all properties of commutators from Appendix E.2 remain valid for Poisson brackets as well.

For a concrete example, let us apply the above formalism of Poisson brackets to the time evolution. We can use formulas (6.94) and (6.96) in the case when F is either position or momentum and obtain³⁶

$$\frac{d\mathbf{P}(t)}{dt} = -[H(\mathbf{R}, \mathbf{P}), \mathbf{P}]_P = -\frac{\partial H(\mathbf{R}, \mathbf{P})}{\partial \mathbf{R}} \quad (6.99)$$

$$\frac{d\mathbf{R}(t)}{dt} = -[H(\mathbf{R}, \mathbf{P}), \mathbf{R}]_P = \frac{\partial H(\mathbf{R}, \mathbf{P})}{\partial \mathbf{P}} \quad (6.100)$$

where one recognizes the classical *Hamilton's equations of motion*.

³⁶Here we used equation (4.54) and a similar formula $[P_x, f(R_x)] = -i\hbar \partial f(R_x) / \partial R_x$.

6.5.6 Time evolution of wave packets

Our result (6.99) - (6.100) means, in particular, that trajectories of centers of quasiclassical wave packets are exactly the same as those predicted by classical Hamiltonian mechanics. Here we would like to demonstrate how this conclusion follows from approximate solutions of the Schrödinger equation.

Earlier in this section we have established that in many cases the spreading of a quasiclassical wave packet can be ignored and that the center of the packet moves along a well-defined trajectory $(\mathbf{r}_0(t), \mathbf{p}_0(t))$. This means that the shape of the wave packet is described by the function $\eta(\mathbf{r} - \mathbf{r}_0(t))$, which remains localized around the path $\mathbf{r} = \mathbf{r}_0(t)$. This also means that the exponential \mathbf{r} -dependent factor in (6.83) is approximately $\exp(\frac{i}{\hbar}\mathbf{p}_0(t)\mathbf{r})$. For generality, we also need to assume that the phase $\phi(t)$ is time-dependent too. Then the time-dependent quasiclassical wave packet is described by the following *ansatz*

$$\Psi(\mathbf{r}, t) = \eta(\mathbf{r} - \mathbf{r}_0(t)) \exp\left(\frac{i}{\hbar}A(t)\right) \quad (6.101)$$

$$A(t) \equiv \mathbf{p}_0(t)(\mathbf{r} - \mathbf{r}_0(t)) + \phi(t) \quad (6.102)$$

where $\mathbf{r}_0(t)$, $\mathbf{p}_0(t)$, $\phi(t)$ are yet undetermined numerical functions. In order to find these functions we insert (6.101) - (6.102) in the Schrödinger equation (5.51)

$$i\hbar\frac{\partial\Psi(\mathbf{r}, t)}{\partial t} + \frac{\hbar^2}{2m}\frac{\partial^2\Psi(\mathbf{r}, t)}{\partial\mathbf{r}^2} - V(\mathbf{r})\Psi(\mathbf{r}, t) = 0 \quad (6.103)$$

which is valid for the position-space wave function $\Psi(\mathbf{r}, t)$ of a single particle moving in an external potential $V(\mathbf{r})$.³⁷ Omitting for brevity time arguments and denoting time derivatives by dots we can write

$$i\hbar\frac{\partial\Psi(\mathbf{r})}{\partial t} = \left(-i\hbar\left(\frac{\partial\eta}{\partial\mathbf{r}}\cdot\dot{\mathbf{r}}_0\right) - (\dot{\mathbf{p}}_0\cdot\mathbf{r})\eta + (\dot{\mathbf{p}}_0\cdot\mathbf{r}_0)\eta + (\mathbf{p}_0\cdot\dot{\mathbf{r}}_0)\eta - \dot{\phi}\eta\right) \exp\left(\frac{i}{\hbar}A\right)$$

³⁷Here we make several assumptions and approximations to simplify our calculations. First, we consider a particle moving in a fixed potential. This is not an isolated system, which is a subject of most discussions in the book. Nevertheless, this is still a good approximation in the case when the object creating the potential $V(\mathbf{r})$ is heavy, so that it can be considered fixed. Second, the position-dependent potential $V(\mathbf{r})$ does not depend on the particle's momentum. Third, we are working in the non-relativistic approximation.

$$\begin{aligned}
\frac{\hbar^2}{2m} \frac{\partial^2 \Psi(\mathbf{r})}{\partial \mathbf{r}^2} &= \frac{\hbar^2}{2m} \frac{\partial}{\partial \mathbf{r}} \left(\frac{\partial \eta}{\partial \mathbf{r}} \exp\left(\frac{i}{\hbar} A\right) + \frac{i}{\hbar} \mathbf{p}_0 \eta \exp\left(\frac{i}{\hbar} A\right) \right) \\
&= \frac{\hbar^2}{2m} \left(\frac{\partial^2 \eta}{\partial \mathbf{r}^2} + \frac{2i}{\hbar} \left(\frac{\partial \eta}{\partial \mathbf{r}} \cdot \mathbf{p}_0 \right) - \frac{p_0^2 \eta}{\hbar^2} \right) \exp\left(\frac{i}{\hbar} A\right) \\
-V(\mathbf{r})\Psi(\mathbf{r}) &= \left(-V(\mathbf{r}_0)\eta - \frac{\partial V(\mathbf{r})}{\partial \mathbf{r}} \Big|_{\mathbf{r}=\mathbf{r}_0} (\mathbf{r} - \mathbf{r}_0)\eta \right) \exp\left(\frac{i}{\hbar} A\right)
\end{aligned}$$

There are three kinds of terms on the left hand side of (6.103): those proportional to \hbar^0 , \hbar^1 , and \hbar^2 . They must vanish independently. The \hbar^2 -dependent terms are too small; they are beyond the accuracy of the quasiclassical approximation and can be ignored. The terms that are first order in \hbar result in equation $\dot{\mathbf{r}}_0 = \frac{\mathbf{p}_0}{m}$, which is the usual relationship between velocity and momentum for momentum-independent potentials.³⁸ \hbar^0 terms lead to equation

$$0 = -(\dot{\mathbf{p}}_0 \cdot \mathbf{r}) + (\dot{\mathbf{p}}_0 \cdot \mathbf{r}_0) + (\mathbf{p}_0 \cdot \dot{\mathbf{r}}_0) - \dot{\phi} - \frac{p_0^2}{2m} - V(\mathbf{r}_0) - \frac{\partial V(\mathbf{r})}{\partial \mathbf{r}} \Big|_{\mathbf{r}=\mathbf{r}_0} (\mathbf{r} - \mathbf{r}_0) \quad (6.104)$$

The function $\dot{\mathbf{p}}_0(t)$ can be determined from the first Hamilton's equation (6.99)

$$\dot{\mathbf{p}}_0 = - \frac{\partial V(\mathbf{r})}{\partial \mathbf{r}} \Big|_{\mathbf{r}=\mathbf{r}_0}$$

So, we can rewrite (6.104) as an equation for the last undetermined (phase) function $\phi(t)$

$$\frac{\partial \phi}{\partial t} = \frac{p_0^2(t)}{2m} - V(\mathbf{r}_0(t))$$

The solution of this equation for a particle propagating in the time interval $[t_0, t]$ is given by the so-called *action integral*³⁹

$$\phi(t) = \phi(t_0) + \int_{t_0}^t dt' \left[\frac{p_0^2(t')}{2m} - V(\mathbf{r}_0(t')) \right] \quad (6.105)$$

³⁸This is also the 2nd Hamilton's equation (6.100).

³⁹Note that the integrand has the form ("kinetic energy" - "potential energy"), which is known in classical mechanics as the *Lagrangian*.

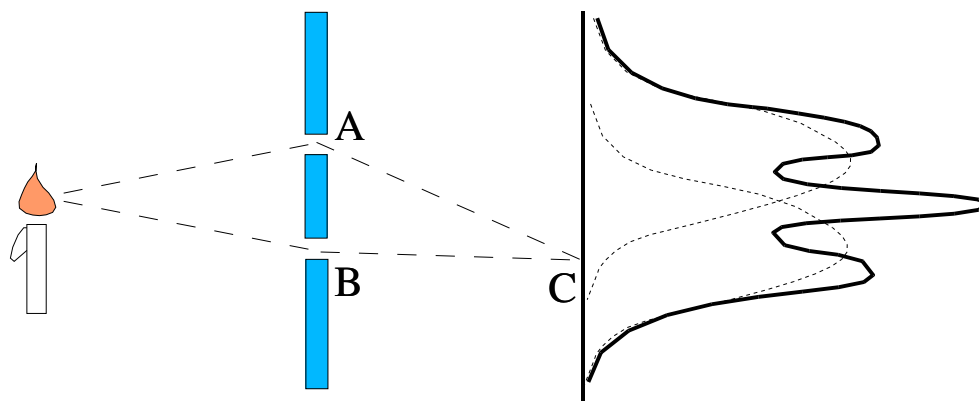


Figure 6.3: Interference picture in the two-slit experiment. Two dotted bell-shaped curves on the right show the image density profiles when one of the two slits is closed. The thick full line is the interference pattern when both slits are opened. Compare with Fig. 1.3(b).

From the above discussion we conclude that the center of a quasiclassical wave packet moves along a trajectory determined by classical Hamilton's equations of motion (6.99) - (6.100). In addition, there is a genuine quantum effect: the change of the overall phase of the wave packet according to equation (6.105).

This phase change explains the double-slit (or double-hole) interference effect discussed in section 1.1. Suppose that a monochromatic source emits electrons,⁴⁰ which pass through two slits and form an image on the scintillating screen, as shown in Fig. 6.3. The electron wave packets can reach the point C on the screen by two alternative ways: either through slit A or through slit B . Both kinds of packets contribute to the wave function at point C . Their complex phase factors $\exp(\frac{i}{\hbar}\phi(t))$ should be added together when calculating the probability amplitude for finding an electron at point C . In this particular case, the calculation of phase factors is especially simple, because there is no external potential ($V(\mathbf{r}) = 0$). The momentum (and speed) of each wave packet remains constant ($p_0^2(t) = \text{const}$), so that the action integral (6.105) is proportional to the distance traveled by the wave packet from the slit to the screen. This means that the character of interfer-

⁴⁰The explanation of the photon interference is similar.

ence (constructive or destructive phase shift) at point C is fully determined by the difference between two traveling distances AC and BC .

Other experimental manifestations of the phase formula (6.105) will be discussed in section 15.4.

Chapter 7

SCATTERING

Physics is becoming so unbelievably complex that it is taking longer and longer to train a physicist. It is taking so long, in fact, to train a physicist to the place where he understands the nature of physical problems that he is already too old to solve them.

Eugene P. Wigner

As we discussed at the end of section 6.4, it is very difficult to solve the time-dependent Schrödinger equation (6.80) even for simplest models. However, nature gives us a lucky break: there is a very important class of experiments for which the description of dynamics by equation (6.80) is not needed; this description is just too detailed. We are talking about scattering experiments here. They are performed by preparing free particles,¹ bringing them into collision and studying the properties of free particles or stable bound states leaving the region of the collision. In these experiments, often it is not possible to observe the time evolution during interaction: particle reactions occur almost instantaneously, and we can only register the reactants and products moving freely before and after the collision. In such situations the theory is not required to describe the actual evolution of particles during the short time interval of collision. It is sufficient to provide a mapping of free states before the collision onto free states after the collision. This mapping is provided by the S -operator, which we are going to discuss in this chapter.

¹or their bound states, like hydrogen atoms or deuterons

7.1 Scattering operators

7.1.1 S -operator

Let us consider a scattering experiment in which free states of reactants are prepared at time $t = -\infty$. The collision occurs during a short time interval $[\eta', \eta]$ around time zero.² The free states of the products are registered at time $t = \infty$, so that inequalities $-\infty \ll \eta' < 0 < \eta \ll \infty$ hold. Here we assume that the two colliding particles do not form bound states neither before nor after the collision. Therefore, at asymptotic times the exact evolution is well approximated by non-interacting time evolution operators $U_0(\eta' \leftarrow -\infty)$ and $U_0(\infty \leftarrow \eta)$, respectively.³ Then we can write the time evolution operator from the infinite past to the infinite future⁴

$$\begin{aligned}
 & U(\infty \leftarrow -\infty) \\
 \approx & U_0(\infty \leftarrow \eta)U(\eta \leftarrow \eta')U_0(\eta' \leftarrow -\infty) \\
 = & U_0(\infty \leftarrow \eta)U_0(\eta \leftarrow 0)[U_0(0 \leftarrow \eta)U(\eta \leftarrow \eta')U_0(\eta' \leftarrow 0)]U_0(0 \leftarrow \eta')U_0(\eta' \leftarrow -\infty) \\
 = & U_0(\infty \leftarrow 0)S_{\eta,\eta'}U_0(0 \leftarrow -\infty) \tag{7.1}
 \end{aligned}$$

where

$$S_{\eta,\eta'} \equiv U_0(0 \leftarrow \eta)U(\eta \leftarrow \eta')U_0(\eta' \leftarrow 0) \tag{7.2}$$

Equation (7.1) means that a simplified description of the time evolution in scattering events is possible in which the evolution is free at all times except sudden change at $t = 0$ described by the unitary operator $S_{\eta,\eta'}$: Approximation (7.1) becomes more accurate if we increase the time interval $[\eta', \eta]$ during which the exact time evolution is taken into account, i.e., $\eta' \rightarrow -\infty, \eta \rightarrow \infty$.⁵

²The short interaction time can be guaranteed if three conditions are met: First, the interaction between particles is short-range or, more generally, cluster separable. Second, states of particles are describable by localized wave packets, such as those in subsection 6.5.1. Third, particles' velocities (or momenta) are sufficiently high.

³Here we denoted $U_0(t \leftarrow t') \equiv \exp(-\frac{i}{\hbar}H_0(t - t'))$ the time evolution operator associated with the non-interacting Hamiltonian H_0 .

⁴Here we used properties (6.77) and (6.78).

⁵provided that the right hand side of (7.2) converges in these limits. The issue of convergence is discussed in subsection 7.1.3.

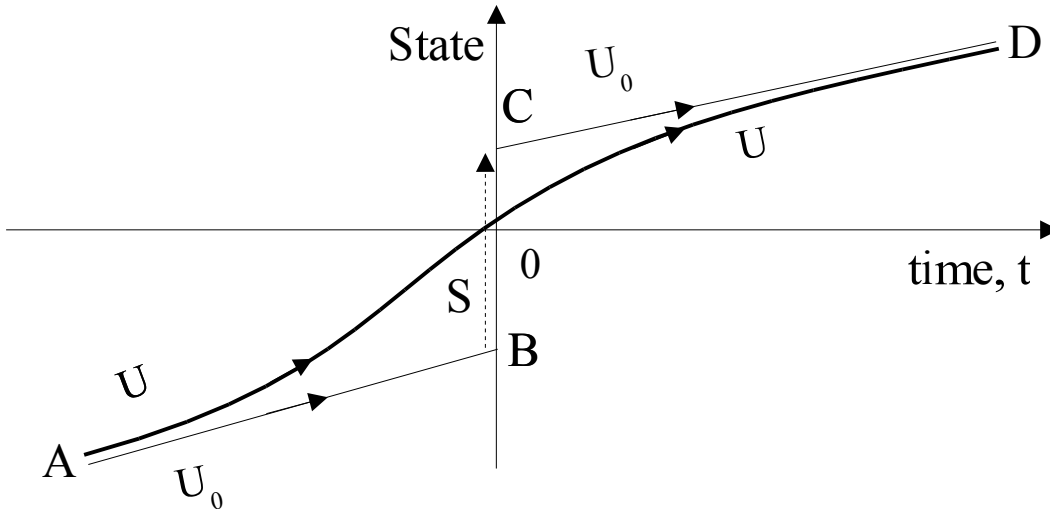


Figure 7.1: A schematic representation of the scattering process.

Therefore, the exact formula for the time evolution from $-\infty$ to ∞ can be written as

$$U(\infty \leftarrow -\infty) = U_0(\infty \leftarrow 0)SU_0(0 \leftarrow -\infty) \quad (7.3)$$

where the S -operator (or *scattering operator*) is defined by formula

$$\begin{aligned} S &= \lim_{\eta' \rightarrow -\infty, \eta \rightarrow \infty} S_{\eta, \eta'} = \lim_{\eta' \rightarrow -\infty, \eta \rightarrow \infty} U_0(0 \leftarrow \eta)U(\eta \leftarrow \eta')U_0(\eta' \leftarrow 0) \\ &= \lim_{\eta' \rightarrow -\infty, \eta \rightarrow \infty} e^{\frac{i}{\hbar}H_0\eta}e^{-\frac{i}{\hbar}H(\eta-\eta')}e^{-\frac{i}{\hbar}H_0\eta'} \quad (7.4) \\ &= \lim_{\eta \rightarrow \infty} S(\eta) \end{aligned}$$

$$S(\eta) \equiv \lim_{\eta' \rightarrow -\infty} e^{\frac{i}{\hbar}H_0\eta}e^{-\frac{i}{\hbar}H(\eta-\eta')}e^{-\frac{i}{\hbar}H_0\eta'} \quad (7.5)$$

A better understanding of how scattering theory describes time evolution can be obtained from Fig. 7.1. In this figure we plot the state of the scattering system (represented abstractly as a point on the vertical axis) as a function of time (the horizontal axis). The exact evolution of the state is governed by the full time evolution operator U and is shown by the thick line $A \rightarrow D$. In asymptotic regions (when t is large negative or large positive) the interaction

between parts of the scattering system is weak. In these regions exact time evolutions can be well approximated by free time evolutions. These free “trajectories” are governed by the operator U_0 and shown in the figure by two thin straight lines with arrows: one for large positive times $C \rightarrow D$ and another for large negative times $A \rightarrow B$. The thick line (the exact interacting time evolution) asymptotically approaches thin lines (free time evolutions) in the remote past (around A) and in the remote future (around D). The past and future free evolutions can be extrapolated to time $t = 0$, and there is a gap $B - C$ between these extrapolated states. The S -operator (which connects states B and C as shown by the dashed arrow) is designed to bridge this gap. This operator provides a mapping between free states extrapolated to time $t = 0$. Thus, in scattering theory the exact time evolution $A \rightarrow D$ is approximated by three steps: the system first evolves freely until time $t = 0$, i.e., from A to B . Then there is a sudden jump $B \rightarrow C$ represented by the S -operator. Finally, the time evolution is free again $C \rightarrow D$. As seen from the figure, this description of the scattering process is perfectly exact, as long as we are interested only in the mapping from asymptotic states in the remote past A to asymptotic states in the remote future D . However, it is also clear that scattering theory does not provide a good description of the time evolution in the interacting region around $t = 0$. In the scattering operator S the information about particle interactions enters integrated over the infinite time interval $t \in (-\infty, \infty)$. In order to describe the time evolution in the interaction region ($t \approx 0$) the S -matrix approach is not suitable. The full interacting time evolution operator U is needed for this purpose.

In applications we are mostly interested in matrix elements of the S -operator

$$S_{i \rightarrow f} = \langle f | S | i \rangle \quad (7.6)$$

where $|i\rangle$ is a state of non-interacting initial particles, and $|f\rangle$ is a state of non-interacting final particles. Such matrix elements are called the S -matrix. Formulas relating the S -matrix to observable quantities, such as scattering cross-sections, can be found in any textbook on scattering theory.

An important property of the S -operator is its “Poincaré invariance,” i.e., zero commutators with generators of the non-interacting representation of the Poincaré group [Wei95, Kaz71]

$$[S, H_0] = [S, \mathbf{P}_0] = [S, \mathbf{J}_0] = [S, \mathbf{K}_0] = 0 \quad (7.7)$$

The vanishing commutator $[S, H_0] = 0$ implies that in (7.3) one can change places of U_0 and S , so that the interacting time evolution operator can be written as the full free time evolution operator times the S -operator

$$U(\infty \leftarrow -\infty) = SU_0(\infty \leftarrow -\infty) = U_0(\infty \leftarrow -\infty)S \quad (7.8)$$

7.1.2 S -operator in perturbation theory

There are various techniques available for calculations of the S -operator. Currently, the perturbation theory is the most powerful and effective one. To derive the perturbation expansion for the S -operator, first note that operator $S(t)$ in (7.5) satisfies equation

$$\begin{aligned} & \frac{d}{dt}S(t) \\ &= \frac{d}{dt} \lim_{t' \rightarrow -\infty} e^{\frac{i}{\hbar}H_0t} e^{-\frac{i}{\hbar}H(t-t')} e^{-\frac{i}{\hbar}H_0t'} \\ &= \lim_{t' \rightarrow -\infty} \left(e^{\frac{i}{\hbar}H_0t} \left(\frac{i}{\hbar}H_0 \right) e^{-\frac{i}{\hbar}H(t-t')} e^{-\frac{i}{\hbar}H_0t'} + e^{\frac{i}{\hbar}H_0t} \left(-\frac{i}{\hbar}H \right) e^{-\frac{i}{\hbar}H(t-t')} e^{-\frac{i}{\hbar}H_0t'} \right) \\ &= -\frac{i}{\hbar} \lim_{t' \rightarrow -\infty} e^{\frac{i}{\hbar}H_0t} (H - H_0) e^{-\frac{i}{\hbar}H(t-t')} e^{-\frac{i}{\hbar}H_0t'} \\ &= -\frac{i}{\hbar} \lim_{t' \rightarrow -\infty} e^{\frac{i}{\hbar}H_0t} V e^{-\frac{i}{\hbar}H(t-t')} e^{-\frac{i}{\hbar}H_0t'} \\ &= -\frac{i}{\hbar} \lim_{t' \rightarrow -\infty} e^{\frac{i}{\hbar}H_0t} V e^{-\frac{i}{\hbar}H_0t} e^{\frac{i}{\hbar}H_0t} e^{-\frac{i}{\hbar}H(t-t')} e^{-\frac{i}{\hbar}H_0t'} \\ &= -\frac{i}{\hbar} \lim_{t' \rightarrow -\infty} V(t) e^{\frac{i}{\hbar}H_0t} e^{-\frac{i}{\hbar}H(t-t')} e^{-\frac{i}{\hbar}H_0t'} \\ &= -\frac{i}{\hbar} V(t) S(t) \end{aligned} \quad (7.9)$$

where we denoted⁶

⁶Note that the t -dependence of $V(t)$ does not mean that we are considering time-

$$V(t) = e^{\frac{i}{\hbar}H_0t}V e^{-\frac{i}{\hbar}H_0t} \quad (7.10)$$

One can directly check that solution of equation (7.9) with the natural initial condition $S(-\infty) = 1$ is given by the “old-fashioned” perturbation expansion

$$S(t) = 1 - \frac{i}{\hbar} \int_{-\infty}^t V(t') dt' - \frac{1}{\hbar^2} \int_{-\infty}^t V(t') dt' \int_{-\infty}^{t'} V(t'') dt'' + \dots,$$

Therefore, the S -operator can be calculated by putting $t = +\infty$ as the upper limit of t -integrals

$$S = 1 - \frac{i}{\hbar} \int_{-\infty}^{+\infty} V(t) dt - \frac{1}{\hbar^2} \int_{-\infty}^{+\infty} V(t) dt \int_{-\infty}^t V(t') dt' + \dots \quad (7.11)$$

This formula can be also derived from equation (6.82) in the case when the initial time $t_0 = -\infty$ is in the remote past and the final time $t = +\infty$ is in the distant future

$$\begin{aligned} & |\Psi(+\infty)\rangle \\ = & \lim_{t \rightarrow +\infty} e^{-\frac{i}{\hbar}H_0(t-t_0)} \left(1 - \frac{i}{\hbar} \int_{-\infty}^{\infty} e^{\frac{i}{\hbar}H_0(t'-t_0)} V e^{-\frac{i}{\hbar}H_0(t'-t_0)} dt' \right. \\ & \left. - \frac{1}{\hbar^2} \int_{-\infty}^{\infty} e^{\frac{i}{\hbar}H_0(t'-t_0)} V e^{-\frac{i}{\hbar}H_0(t'-t_0)} dt' \int_{-\infty}^{t'} e^{\frac{i}{\hbar}H_0(t''-t_0)} V e^{-\frac{i}{\hbar}H_0(t''-t_0)} dt'' + \dots \right) |\Psi(-\infty)\rangle \end{aligned}$$

Next we shift integration variables $t' - t_0 \rightarrow t'$ and $t'' - t_0 \rightarrow t''$, so that⁷

dependent interactions. The argument t has very little to do with actual *time dependence* of operators in the Heisenberg representation, which must be generated by the full interacting Hamiltonian H and not by the free Hamiltonian H_0 as in equation (7.10). In such cases we will use the term “ t -dependence” instead of “time dependence”.

⁷Note that the trick of “adiabatic switching” described in the next subsection (and tacitly assumed to be working here) allows us to keep unchanged the infinite limits ($-\infty$ and ∞) of integrals.

$$\begin{aligned}
& |\Psi(+\infty)\rangle \\
= & \lim_{t \rightarrow +\infty} e^{-\frac{i}{\hbar} H_0(t-t_0)} \left(1 - \frac{i}{\hbar} \int_{-\infty}^{\infty} e^{\frac{i}{\hbar} H_0 t'} V e^{-\frac{i}{\hbar} H_0 t'} dt' \right. \\
& \left. - \frac{1}{\hbar^2} \int_{-\infty}^{\infty} e^{\frac{i}{\hbar} H_0 t'} V e^{-\frac{i}{\hbar} H_0 t'} dt' \int_{-\infty}^{t'} e^{\frac{i}{\hbar} H_0 t''} V e^{-\frac{i}{\hbar} H_0 t''} dt'' + \dots \right) |\Psi(-\infty)\rangle
\end{aligned}$$

Comparing this formula with representation (7.8) of the time evolution operator we conclude that the S -factor is the same as (7.11).

We will avoid discussion of (non-trivial) convergence properties of the series on the right hand side of equation (7.11). Throughout this book we will tacitly assume that all relevant perturbation series do converge.

We will often use the following convenient shorthand notation for t -integrals

$$\underline{Y(t)} \equiv -\frac{i}{\hbar} \int_{-\infty}^t Y(t') dt' \quad (7.12)$$

$$\underbrace{Y(t)} \equiv -\frac{i}{\hbar} \int_{-\infty}^{+\infty} Y(t') dt' = \underline{Y(\infty)} \quad (7.13)$$

In this notation the perturbation expansion of the S -operator (7.11) can be written compactly as

$$S = 1 + \underbrace{\Sigma(t)} \quad (7.14)$$

$$\Sigma(t) = V(t) + \underline{V(t)V(t')} + \underline{\underline{V(t)V(t')V(t'')}} + \underline{\underline{\underline{V(t)V(t')V(t'')V(t''')}}} + \dots \quad (7.15)$$

Formula (7.11) is not the only way to write the perturbation expansion for the S -operator and, perhaps, not the most convenient one. In most books on quantum field theory the covariant Feynman–Dyson perturbation expansion [Wei95] is used, which involves a time ordering of operators in the integrands⁸

⁸When applied to a product of several t -dependent bosonic operators, the time ordering symbol T changes the order of operators in such a way that the t label increases from right

$$\begin{aligned}
S &= 1 - \frac{i}{\hbar} \int_{-\infty}^{+\infty} dt_1 V(t_1) - \frac{1}{2!\hbar^2} \int_{-\infty}^{+\infty} dt_1 dt_2 T[V(t_1)V(t_2)] \\
&\quad + \frac{i}{3!\hbar^3} \int_{-\infty}^{+\infty} dt_1 dt_2 dt_3 T[V(t_1)V(t_2)V(t_3)] \\
&\quad + \frac{1}{4!\hbar^4} \int_{-\infty}^{+\infty} dt_1 dt_2 dt_3 dt_4 T[V(t_1)V(t_2)V(t_3)V(t_4)] + \dots \quad (7.17)
\end{aligned}$$

For our purposes in chapter 11 we found more useful yet another equivalent perturbative expression suggested by Magnus [Mag54, PL66, BCOR09]

$$S = \exp(\underbrace{F(t)}) \quad (7.18)$$

where Hermitian operator $F(t)$ will be referred to as the *scattering phase* operator. It is represented as a series of multiple commutators with t -integrals

$$\begin{aligned}
F(t) &= V(t) - \frac{1}{2} \underline{\underline{[V(t'), V(t)]}} + \frac{1}{6} \underline{\underline{[V(t''), [V(t'), V(t)]]}} \\
&\quad + \frac{1}{6} \underline{\underline{[[V(t''), V(t')], V(t)]}} - \frac{1}{12} \underline{\underline{[V(t'''), [[V(t''), V(t')], V(t)]]}} \\
&\quad - \frac{1}{12} \underline{\underline{[[V(t'''), [V(t''), V(t')]], V(t)]}} \\
&\quad - \frac{1}{12} \underline{\underline{[[V(t'''), V(t'')], [V(t'), V(t)]]}} + \dots \quad (7.19)
\end{aligned}$$

One important advantage of this representation is that expression (7.18) for the S -operator is manifestly unitary in each perturbation order. The three

to left, e.g.

$$T[A(t_1)B(t_2)] = \begin{cases} A(t_1)B(t_2), & \text{if } t_1 > t_2 \\ B(t_2)A(t_1), & \text{if } t_1 < t_2 \end{cases} \quad (7.16)$$

For the time ordered product of fermionic (anticommuting) operators see equation (J.87).

perturbative expansions (old-fashioned, Feynman–Dyson, and Magnus) are equivalent in the sense that they converge to the same result if all perturbation orders are added up to infinity. However, in each fixed order n the three types of terms can be different.⁹

We will often drop t -arguments in operator expressions. Then formulas for the S -operator (7.14) and (7.18) simplify

$$S = \exp(\underbrace{F}) = 1 + \underbrace{\Sigma} \quad (7.20)$$

$$F = V - \frac{1}{2}[V, V] + \dots \quad (7.21)$$

$$\Sigma = V + V\underline{V} + V\underline{V\underline{V}} + \dots \quad (7.22)$$

7.1.3 Adiabatic switching of interaction

In formulas for scattering operators (7.15) and (7.19) we meet t -integrals $\underline{V}(t)$. A straightforward calculation of such integrals gives rather discouraging result. Let us introduce a complete basis $|n\rangle$ of eigenvectors of the free Hamiltonian

$$H_0|n\rangle = E_n|n\rangle \quad (7.23)$$

$$\sum_n |n\rangle\langle n| = 1 \quad (7.24)$$

and calculate matrix elements of $\underline{V}(t)$ in this basis

$$\begin{aligned} \langle n|\underline{V}(t)|m\rangle &\equiv -\frac{i}{\hbar} \int_{-\infty}^t \langle n|e^{\frac{i}{\hbar}H_0t'} V e^{\frac{i}{\hbar}H_0t'} |m\rangle dt' = -\frac{i}{\hbar} V_{nm} \int_{-\infty}^t e^{\frac{i}{\hbar}(E_n - E_m)t'} dt' \\ &= -V_{nm} \left(\frac{e^{\frac{i}{\hbar}(E_n - E_m)t}}{E_n - E_m} - \frac{e^{\frac{i}{\hbar}(E_n - E_m)(-\infty)}}{E_n - E_m} \right) \end{aligned} \quad (7.25)$$

What shall we do with the meaningless term containing $(-\infty)$ on the right hand side?

⁹the difference being of the order $n + 1$ or higher

This term can be made harmless if we take into account an important fact that the S -operator cannot be applied to all states in the Hilbert space. It can be applied only to *scattering states* $|\Psi\rangle$ in which free particles are far from each other in asymptotic limits $t \rightarrow \pm\infty$. Then the time evolution of these states coincides with the free evolution in the distant past and distant future,¹⁰ and the full time evolution in the infinite time interval is given exactly by formula (7.8). Certainly, the above assumptions cannot be applied to all states in the Hilbert space. For example, the time evolution of bound states of the interacting Hamiltonian H , does not resemble the free evolution at any time. It appears that if we exclude such bound states from consideration and limit our application of the S -operator and t -integrals (7.25) only to scattering states consisting of one-particle wave packets with good localization in both position and momentum spaces, then no ambiguity arises.

For scattering states the interaction operator is effectively zero in asymptotic regimes, so we can write

$$\begin{aligned}\lim_{t \rightarrow \pm\infty} V e^{-\frac{i}{\hbar} H_0 t} |\Psi\rangle &= 0 \\ \lim_{t \rightarrow \pm\infty} V(t) |\Psi\rangle &= 0\end{aligned}\tag{7.26}$$

One approach to the exact treatment of scattering is to explicitly consider only wave packets described above.¹¹ Then the cluster separability of V will ensure the correct asymptotic behavior of the colliding wave packets and the validity of equation (7.26). However, such an approach is rather complicated, and we would like to stay away from working with wave packets.

There is another way to achieve the same goal by using a trick called the *adiabatic switching* of interaction. The trick is to add the property (7.26) to the interaction operator “by hand.” To do that we multiply $V(t)$ by a numerical function of t which slowly grows from the value of zero at $t = -\infty$ to the value of one at $t \approx 0$ (turning the interaction “on”) and then slowly decreases back to zero at $t = \infty$ (turning the interaction “off”). For example, it is convenient to choose

$$V(t) = e^{\frac{i}{\hbar} H_0 t} V e^{-\frac{i}{\hbar} H_0 t} e^{-\epsilon|t|}\tag{7.27}$$

¹⁰Of course, interaction V must be cluster separable to ensure that.

¹¹see, e.g., [GW64]

If the parameter ϵ is small and positive, such a modification would not affect the movement of wave packets and the S -matrix. At the end of calculations we will take the limit $\epsilon \rightarrow +0$. Then the t -integral (7.25) takes the form

$$\begin{aligned} \langle n | \underline{V}(t) | m \rangle &\approx -V_{nm} \left(\frac{e^{\frac{i}{\hbar}(E_n - E_m)t - \epsilon|t|}}{E_n - E_m} - \frac{e^{\frac{i}{\hbar}(E_n - E_m)(-\infty) - \epsilon(\infty)}}{E_n - E_m} \right) \\ &\longrightarrow -V_{nm} \frac{e^{\frac{i}{\hbar}(E_n - E_m)t}}{E_n - E_m} \end{aligned} \quad (7.28)$$

so the embarrassing expression $e^{i\infty}$ does not appear.

7.1.4 T -matrix

In this subsection we will introduce the idea of the T -matrix, which is often useful in scattering calculations.¹² Let us calculate matrix elements of the S -operator (7.11) in the basis of eigenvectors of the free Hamiltonian (7.23) - (7.24)¹³

$$\begin{aligned} &\langle n | S | m \rangle \\ &= \delta_{nm} - \frac{i}{\hbar} \int_{-\infty}^{\infty} \langle n | e^{\frac{i}{\hbar}H_0 t'} V e^{-\frac{i}{\hbar}H_0 t'} | m \rangle dt' \\ &\quad - \frac{1}{\hbar^2} \int_{-\infty}^{\infty} \langle n | e^{\frac{i}{\hbar}H_0 t'} V e^{-\frac{i}{\hbar}H_0 t'} | k \rangle dt' \int_{-\infty}^{t'} \langle k | e^{\frac{i}{\hbar}H_0 t''} V e^{-\frac{i}{\hbar}H_0 t''} | m \rangle dt'' + \dots \\ &= \delta_{nm} - \frac{i}{\hbar} \int_{-\infty}^{\infty} e^{\frac{i}{\hbar}(E_n - E_m)t'} V_{nm} dt' \\ &\quad - \frac{1}{\hbar^2} \int_{-\infty}^{\infty} e^{\frac{i}{\hbar}(E_n - E_k)t'} V_{nk} dt' \int_{-\infty}^{t'} e^{\frac{i}{\hbar}(E_k - E_m)t''} V_{km} dt'' + \dots \\ &= \delta_{nm} - 2\pi i \delta(E_n - E_m) V_{nm} + \frac{i}{\hbar} \int_{-\infty}^{\infty} e^{\frac{i}{\hbar}(E_n - E_k)t'} dt' \frac{e^{\frac{i}{\hbar}(E_k - E_m)t'}}{E_m - E_k} V_{nk} V_{km} + \dots \\ &= \delta_{nm} - 2\pi i \delta(E_n - E_m) V_{nm} + 2\pi i \delta(E_n - E_m) \frac{1}{E_m - E_k} V_{nk} V_{km} + \dots \end{aligned}$$

¹²I am indebted to Cao Bin for numerous discussions which resulted in writing this subsection.

¹³Summation over indices k and l is implied. Formula (7.28) is used for t -integrals.

$$\begin{aligned}
&= \delta_{nm} - 2\pi i \delta(E_n - E_m) V_{nk} \times \\
&\quad \left(\delta_{km} + \frac{1}{E_m - E_k} V_{km} + \frac{1}{E_m - E_k} V_{kl} \frac{1}{E_m - E_l} V_{lm} + \dots \right) \quad (7.29)
\end{aligned}$$

The first term is a unit matrix that describes free propagation. The matrix in the second term is called the *T-matrix* (or *transition matrix*).

$$\begin{aligned}
T_{nm} &\equiv V_{nk} \left(\delta_{km} + \frac{1}{E_m - E_k} V_{km} + \frac{1}{E_m - E_k} V_{kl} \frac{1}{E_m - E_l} V_{lm} + \dots \right) \\
&= \langle n | V \left(1 + \frac{1}{E_m - H_0} V + \frac{1}{E_m - H_0} V \frac{1}{E_m - H_0} V + \dots \right) | m \rangle
\end{aligned}$$

The series in the parentheses can be summed up using the standard formula $(1 - x)^{-1} = 1 + x + x^2 + \dots$

$$T_{nm} = \langle n | V \frac{1}{1 - (E_m - H_0)^{-1} V} | m \rangle \quad (7.30)$$

$$\begin{aligned}
&= \langle n | V (E_m - H_0) (E_m - H_0 - V)^{-1} | m \rangle \\
&= \langle n | V (E_m - H_0) (E_m - H)^{-1} | m \rangle \quad (7.31)
\end{aligned}$$

The beauty of this result is that it provides a non-perturbative closed-form expression for the *S*-operator and scattering amplitudes. Expression (7.30) has been used in numerical scattering calculations [RMM74]. See also a related method of “inverse matrix” in [BJK69, KMS90, DS10].

According to (7.29) and (7.31), the *S*-matrix can be represented as a function of energy ($E = E_m = E_n$)

$$\begin{aligned}
S_{nm}(E) &= \delta_{nm} - 2\pi i \delta(E_n - E_m) T_{nm} \\
&= \delta_{nm} - 2\pi i \delta(E_n - E_m) \langle n | V (E - H_0) (E - H)^{-1} | m \rangle \quad (7.32)
\end{aligned}$$

Let us analyze the structure of this expression in more detail. As we discussed in subsection 7.1.3, the *S*-matrix is defined only for states that behave asymptotically as free states. For such states, the energy E is not lower than the energy of separated reactants E_0 . In the center-of-mass reference frame this threshold is the sum of rest energies of all N particles participating in the scattering event

$$E_0 = \sum_{a=1}^N m_a c^2$$

Therefore

$$E \in [E_0, \infty) \quad (7.33)$$

Let us pick a value E in this interval. Then T_{nm} in (7.32) can be calculated as a matrix of an energy-dependent T -operator $T(E)$

$$T_{nm} = \langle n | V(E - H_0)(E - H)^{-1} | m \rangle = \langle n | T(E) | m \rangle$$

The product $\delta(E_n - E)T_{nm}$ can be interpreted as a matrix, which is zero everywhere except the diagonal sub-block corresponding to the eigenvalue E of H_0 . If we denote P_E the projection on this eigensubspace, then $\delta(E_n - E)T(E) = P_E T(E) P_E$ and the full S -operator (for all values of E) can be written in a basis-independent form

$$S = 1 - 2\pi i \sum_E P_E V(E - H_0)(E - H)^{-1} P_E \quad (7.34)$$

The corresponding S -matrix has a block-diagonal form, i.e., the matrix element S_{nm} is non-zero only if the indices n and m satisfy condition $E_m = E_n$. This implies that the S -operator commutes with the free Hamiltonian H_0 .¹⁴ Exact formula (7.34) is not very useful in practical scattering calculations. However, it helps to derive some interesting results, such as the connection between poles of the S -matrix and energies of bound states discussed in the next subsection.

7.1.5 S -matrix and bound states

There are good reasons to believe that the S -operator is an analytical function of energy E . So, it is interesting to find where the poles of this function are

¹⁴see also equation (7.7)

located. If operator V is non-singular, then poles of S coincide with those values of E at which operator $(E-H_0)(E-H)^{-1}$ in (7.34) is singular. In other words, these are values E for which the denominator has zero eigenvalue. Thus poles E_α can be found as solutions of the eigenvalue equation

$$H|\Psi_\alpha\rangle = E_\alpha|\Psi_\alpha\rangle$$

Obviously, this is equivalent to the stationary Schrödinger equation for bound states. This means that there exists a correspondence between poles of the S -operator (or T -operator) and bound state energies E_α of the full Hamiltonian H . Earlier we found that operators $S(E)$ and $T(E)$ are defined only for energies E in the interval (7.33). Energies of bound states are always lower than E_0 , i.e., they are outside the domain of validity of operators $S(E)$ and $T(E)$. Therefore, the above correspondence (poles of the S -operator) \leftrightarrow (energies of bound states) can be established only in terms of analytic continuation of the S -operator from its natural energy range $E \geq E_0$ to energy values below E_0 .

It is important to stress that the above possibility to find energies of bound states E_α from the S -matrix does not mean that state vectors of bound states $|\Psi_\alpha\rangle$ can be found as well. All bound states are eigenstates of just one (infinite) eigenvalue of the T -matrix. Therefore, the maximum we can do is to find the entire subspace spanning all bound state vectors. This ambiguity is closely related to the scattering equivalence of Hamiltonians discussed in the next section.

7.2 Scattering equivalence

Results from the preceding section allow us to conclude that even full knowledge of the S -operator does not permit us to obtain the unique corresponding Hamiltonian H . In other words, many different Hamiltonians may have identical scattering properties. In this section, we will discuss in more detail this one-to-many relationship between S -operators and Hamiltonians.

7.2.1 Scattering equivalence of Hamiltonians

The S -operator and the Hamiltonian provide two different ways to describe dynamics. The Hamiltonian completely describes the time evolution for all

time intervals, large or small. On the other hand, the S -operator represents time evolution in the “integrated” form, i.e., knowing the state of the system in the remote past $|\Psi(-\infty)\rangle$, the free Hamiltonian H_0 , and the scattering operator S , we can find the evolved state in the distant future¹⁵

$$\begin{aligned} |\Psi(\infty)\rangle &= U(\infty \leftarrow -\infty)|\Psi(-\infty)\rangle \\ &= U_0(\infty \leftarrow -\infty)S|\Psi(-\infty)\rangle \end{aligned}$$

Calculations of the S -operator are much easier than those of the detailed time evolution and yet they fully satisfy the needs of current experiments in high energy physics. In particular, the knowledge of the S -operator is sufficient to calculate scattering cross-sections as well as energies and lifetimes of stable and metastable bound states.¹⁶ This situation created an impression that a comprehensive theory can be constructed which uses the S -operator as the fundamental quantity rather than the Hamiltonian and wave functions. However, in order to describe the detailed time evolution of all states and wavefunctions of bound states, the knowledge of the S -operator is not enough: the full interacting Hamiltonian H is needed. Therefore the S -operator description is not complete, and such a theory is applicable only to a limited class of experiments.

Knowing the full interacting Hamiltonian H , we can calculate the S -operator by formulas (7.14), (7.17), or (7.18). However, the inverse statement is not true: the same S -operator can be obtained from many different Hamiltonians. Suppose that two Hamiltonians H and H' are related to each other by a unitary transformation $e^{i\Phi}$

$$H' = e^{i\Phi} H e^{-i\Phi}$$

Then they yield the same scattering (and Hamiltonians H and H' are called *scattering equivalent*) as long as condition

$$\lim_{t \rightarrow \pm\infty} e^{\frac{i}{\hbar} H_0 t} \Phi e^{-\frac{i}{\hbar} H_0 t} = 0 \quad (7.35)$$

¹⁵see equation (7.8)

¹⁶The two latter quantities are represented by positions of poles of the S -operator on the complex energy plane, as discussed in the preceding subsection.

is satisfied.¹⁷ Indeed, in the limit $\eta \rightarrow +\infty, \eta' \rightarrow -\infty$ we obtain from (7.5) [Eks60]

$$\begin{aligned}
S' &= \lim_{\eta' \rightarrow -\infty, \eta \rightarrow \infty} e^{\frac{i}{\hbar} H_0 \eta} e^{-\frac{i}{\hbar} H'(\eta - \eta')} e^{-\frac{i}{\hbar} H_0 \eta'} \\
&= \lim_{\eta' \rightarrow -\infty, \eta \rightarrow \infty} e^{\frac{i}{\hbar} H_0 \eta} \left(e^{i\Phi} e^{-\frac{i}{\hbar} H(\eta - \eta')} e^{-i\Phi} \right) e^{-\frac{i}{\hbar} H_0 \eta'} \\
&= \lim_{\eta' \rightarrow -\infty, \eta \rightarrow \infty} \left(e^{\frac{i}{\hbar} H_0 \eta} e^{i\Phi} e^{-\frac{i}{\hbar} H_0 \eta} \right) e^{\frac{i}{\hbar} H_0 \eta} e^{-\frac{i}{\hbar} H(\eta - \eta')} e^{-\frac{i}{\hbar} H_0 \eta'} \left(e^{\frac{i}{\hbar} H_0 \eta'} e^{-i\Phi} e^{-\frac{i}{\hbar} H_0 \eta'} \right) \\
&= \lim_{\eta' \rightarrow -\infty, \eta \rightarrow \infty} e^{\frac{i}{\hbar} H_0 \eta} e^{-\frac{i}{\hbar} H(\eta - \eta')} e^{-\frac{i}{\hbar} H_0 \eta'} \\
&= S
\end{aligned} \tag{7.36}$$

Note that due to Lemma F.11, the energy spectra of two scattering equivalent Hamiltonians H and H' are identical. However, their eigenvectors are different, and corresponding descriptions of dynamics (e.g., via equation (6.81)) are different too. Therefore scattering-equivalent theories may not be *physically* equivalent.

7.2.2 Bakamjian's construction of the point form dynamics

So far we have been working within the instant form of Dirac's relativistic dynamics. It appears, however, that the above conclusions about scattering-equivalent Hamiltonians can be made more general, in the sense that even two different forms of dynamics (e.g., the instant form and the point form) can have the same S -operators. This will be discussed in subsection 7.2.3. To prepare for this discussion, here we will construct a particular version of the point form dynamics using the Bakamjian's prescription [Bak61]. This method bears some resemblance to the Bakamjian-Thomas approach described in subsection 6.3.2.

We start from non-interacting operators of mass M_0 , linear momentum \mathbf{P}_0 , angular momentum \mathbf{J}_0 , position \mathbf{R}_0 , and spin $\mathbf{S}_0 = \mathbf{J}_0 - [\mathbf{R}_0 \times \mathbf{P}_0]$. Next we introduce two new operators

¹⁷A rather general class of operators Φ that satisfy this condition will be found in Theorem 11.2 from subsection 11.1.4.

$$\begin{aligned}\mathbf{Q}_0 &\equiv \frac{\mathbf{P}_0}{M_0 c^2} \\ \mathbf{X}_0 &\equiv M_0 c^2 \mathbf{R}_0\end{aligned}$$

which satisfy canonical commutation relations

$$[X_{0i}, Q_{0j}] = i\hbar\delta_{ij}.$$

Then we can express generators of the non-interacting representation of the Poincaré group in the following form

$$\begin{aligned}\mathbf{P}_0 &= M_0 c^2 \mathbf{Q}_0 \\ \mathbf{J}_0 &= [\mathbf{X}_0 \times \mathbf{Q}_0] + \mathbf{S}_0 \\ \mathbf{K}_0 &= -\frac{1}{2} \left(\sqrt{1 + c^2 Q_0^2} \mathbf{X}_0 + \mathbf{X}_0 \sqrt{1 + c^2 Q_0^2} \right) - \frac{[\mathbf{Q}_0 \times \mathbf{S}_0]}{1 + \sqrt{1 + c^2 Q_0^2}} \\ H_0 &= M_0 c^2 \sqrt{1 + c^2 Q_0^2}.\end{aligned}$$

A point form interaction can be now introduced by modifying the mass operator $M_0 \rightarrow M$ provided that the following conditions are satisfied¹⁸

$$[M, \mathbf{Q}_0] = [M, \mathbf{X}_0] = [M, \mathbf{S}_0] = 0$$

These conditions, in particular, guarantee that M is Lorentz invariant

$$[M, \mathbf{K}_0] = [M, \mathbf{J}_0] = 0.$$

This modification of the mass operator introduces interaction in generators of the translation subgroup

$$\begin{aligned}\mathbf{P} &= M c^2 \mathbf{Q}_0 \\ H &= M c^2 \sqrt{1 + c^2 Q_0^2}\end{aligned}\tag{7.37}$$

while Lorentz subgroup generators \mathbf{K}_0 and \mathbf{J}_0 remain interaction-free.

¹⁸Just as in subsection 6.3.2, these conditions can be satisfied by defining $M = M_0 + L$, where L is a rotationally-invariant function of relative position and momentum operators commuting with \mathbf{Q}_0 and \mathbf{X}_0 .

7.2.3 Scattering equivalence of forms of dynamics

The S -matrix equivalence of Hamiltonians established in subsection 7.2.1 remains valid even if the transformation $e^{i\Phi}$ changes the relativistic form of dynamics [Sok75, SS78]. Here we would like to demonstrate this equivalence on an example of Dirac's point and instant forms of dynamics [Sok75]. We will use definitions and notation from subsections 7.2.2 and 7.1.3.

First we assume that a Bakamjian's point form representation of the Poincaré group is given, which is built on operators

$$\begin{aligned} M &\neq M_0 \\ \mathbf{P} &= \mathbf{Q}_0 M c^2 \\ \mathbf{J} &= \mathbf{J}_0 \\ \mathbf{R} &= \frac{\mathbf{X}_0}{M c^2} \end{aligned}$$

Then we introduce the unitary operator

$$\Theta = \zeta_0 \zeta^{-1}$$

where

$$\begin{aligned} \zeta_0 &= \exp(-i \ln(M_0 c^2) Z_0) \\ \zeta &= \exp(-i \ln(M c^2) Z_0) \\ Z_0 &= \frac{1}{2\hbar} (\mathbf{Q}_0 \cdot \mathbf{X}_0 + \mathbf{X}_0 \cdot \mathbf{Q}_0) \end{aligned}$$

Our goal here is to demonstrate that the set of operators $\Theta M \Theta^{-1}$, $\Theta \mathbf{P} \Theta^{-1}$, $\Theta \mathbf{J} \Theta^{-1}$, and $\Theta \mathbf{R} \Theta^{-1}$ generates a representation of the Poincaré group in the Bakamjian-Thomas instant form of dynamics. Moreover, the S -operators computed with the point-form Hamiltonian $H = \sqrt{M^2 c^4 + P^2 c^2}$ and the instant form Hamiltonian $H' = \Theta H \Theta^{-1}$ are the same.

Let us denote

$$\mathbf{Q}_0(b) = e^{ibZ_0} \mathbf{Q}_0 e^{-ibZ_0}, \quad b \in \mathbb{R}$$

From the commutator

$$[Z_0, \mathbf{Q}_0] = i\mathbf{Q}_0$$

it follows that

$$\begin{aligned} \frac{d}{db}\mathbf{Q}_0(b) &= i[Z_0, \mathbf{Q}_0] = -\mathbf{Q}_0 \\ \mathbf{Q}_0(b) &= e^{-b}\mathbf{Q}_0 \end{aligned}$$

This formula remains valid even if b is a Hermitian operator commuting with both \mathbf{Q}_0 and \mathbf{X}_0 . For example, if $b = \ln(M_0c^2)$, then

$$e^{i\ln(M_0c^2)Z_0}\mathbf{Q}_0e^{-i\ln(M_0c^2)Z_0} = e^{-\ln(M_0c^2)}\mathbf{Q}_0 = M_0^{-1}c^{-2}\mathbf{Q}_0$$

Similarly, one can prove

$$\begin{aligned} e^{i\ln(Mc^2)Z_0}\mathbf{Q}_0e^{-i\ln(Mc^2)Z_0} &= M^{-1}c^{-2}\mathbf{Q}_0 \\ e^{i\ln(M_0c^2)Z_0}\mathbf{X}_0e^{-i\ln(M_0c^2)Z_0} &= M_0c^2\mathbf{X}_0 \\ e^{i\ln(Mc^2)Z_0}\mathbf{X}_0e^{-i\ln(Mc^2)Z_0} &= Mc^2\mathbf{X}_0 \end{aligned}$$

which imply

$$\begin{aligned} \Theta\mathbf{P}\Theta^{-1} &= e^{-i\ln(M_0c^2)Z_0}e^{i\ln(Mc^2)Z_0}\mathbf{Q}_0Mc^2e^{-i\ln(Mc^2)Z_0}e^{i\ln(M_0c^2)Z_0} \\ &= e^{-i\ln(M_0c^2)Z_0}\mathbf{Q}_0e^{i\ln(M_0c^2)Z_0} = \mathbf{Q}_0M_0c^2 = \mathbf{P}_0 \\ \Theta\mathbf{J}_0\Theta^{-1} &= \mathbf{J}_0 \\ \Theta\mathbf{R}\Theta^{-1} &= e^{-i\ln(M_0c^2)Z_0}e^{i\ln(Mc^2)Z_0}\mathbf{X}_0M^{-1}c^{-2}e^{-i\ln(Mc^2)Z_0}e^{i\ln(M_0c^2)Z_0} \\ &= e^{-i\ln(M_0c^2)Z_0}\mathbf{X}_0e^{i\ln(M_0c^2)Z_0} = \mathbf{X}_0M_0^{-1}c^{-2} = \mathbf{R}_0 \end{aligned}$$

From these formulas it is clear that the transformed dynamics corresponds to the Bakamjian-Thomas instant form.

Let us now demonstrate that the scattering operator S computed with the point form Hamiltonian H (7.37) is the same as S' computed with the instant form Hamiltonian $H' = \Theta H \Theta^{-1}$. Note that we can write equation (7.4) as

$$S = \Omega^+(H, H_0)\Omega^-(H, H_0)$$

where operators

$$\Omega^\pm(H, H_0) \equiv \lim_{t \rightarrow \pm\infty} e^{\frac{i}{\hbar}H_0 t} e^{-\frac{i}{\hbar}H t}$$

are called Møller *wave operators*. Now we can use the Birman-Kato invariance principle [Dol76] which states that $\Omega^\pm(H, H_0) = \Omega^\pm(f(H), f(H_0))$ where f is any smooth function with positive derivative. Using the following connection between the point form mass operator M and the instant form mass operator M'

$$M = \zeta^{-1}M\zeta = \zeta^{-1}\Theta^{-1}M'\Theta\zeta = \zeta^{-1}\zeta\zeta_0^{-1}M'\zeta_0\zeta^{-1}\zeta = \zeta_0^{-1}M'\zeta_0$$

we obtain

$$\begin{aligned} \Omega^\pm(H, H_0) &\equiv \Omega^\pm\left(Mc^2\sqrt{1+c^2\mathbf{Q}_0^2}, M_0c^2\sqrt{1+c^2\mathbf{Q}_0^2}\right) \\ &= \Omega^\pm(Mc^2, M_0c^2) = \Omega^\pm(\zeta_0^{-1}M'\zeta_0c^2, M_0c^2) \\ &= \zeta_0^{-1}\Omega^\pm(M'c^2, M_0c^2)\zeta_0 \\ &= \zeta_0^{-1}\Omega^\pm\left(\sqrt{(M')^2c^4 + \mathbf{P}_0c^2}, \sqrt{M_0^2c^4 + \mathbf{P}_0c^2}\right)\zeta_0 \\ &= \zeta_0^{-1}\Omega^\pm(H', H_0)\zeta_0 \end{aligned}$$

$$\begin{aligned} S' &= \Omega^+(H', H_0)\Omega^-(H', H_0) \\ &= \zeta_0\Omega^+(H, H_0)\zeta_0^{-1}\zeta_0\Omega^-(H, H_0)\zeta_0^{-1} \\ &= \zeta_0\Omega^+(H, H_0)\Omega^-(H, H_0)\zeta_0^{-1} = \zeta_0S\zeta_0^{-1} \end{aligned}$$

but S commutes with free generators (7.7) and hence commutes with ζ_0 , which implies that $S' = S$ and transformation Θ conserves the S -matrix.

In addition to the scattering equivalence of the instant and point forms proved above, Sokolov and Shatnii [Sok75, SS78] established the mutual scattering equivalence of all three major forms of dynamics - the instant, point,

and front forms. Then, it seems reasonable to assume that the same S -operator can be obtained in any form of dynamics.

The scattering equivalence of the S -operator is of great help in practical calculations. If we are interested only in scattering properties, energies, and lifetimes of bound states, then we can choose the most convenient Hamiltonian and the most convenient form of dynamics. However, as we have mentioned already, the scattering equivalence of Hamiltonians and forms of dynamics does not mean their complete physical equivalence. We will see in subsection 17.2.7 that the instant form of dynamics should be preferred in those cases when desired physical properties¹⁹ cannot be described by the S -operator, but require knowledge of the full interacting Hamiltonian.

¹⁹e.g., the detailed time evolution

Chapter 8

FOCK SPACE

This subject has been thoroughly worked out and is now understood. A thesis on this topic, even a correct one, will not get you a job.

R.F. Streater

In chapter 6 we discussed interacting quantum theories in the Hilbert space with a fixed particle content. These theories were fundamentally incomplete, because they could not describe many physical processes that can change particle types and/or numbers. Familiar examples of such processes include the emission and absorption of light (photons) by atoms and nuclei, decays, neutrino oscillations, etc. The persistence of particle creation and destruction processes at high energies follows from the famous Einstein's formula $E = mc^2$. This formula, in particular, implies that if a system of particles has sufficient energy E of their relative motion, then this energy can be converted to the mass m of newly created particles. Generally, there is no limit on how many particles can be created in collisions, so the Hilbert space of any realistic quantum mechanical system should include states with arbitrary numbers (from zero to infinity) of particles of all types. Such a Hilbert space is called the *Fock space*.

Our primary goal in this chapter (and for the most part in the rest of

this book) is to understand electromagnetic interactions between five particle species: electrons e^- , positrons e^+ , protons p^+ , antiprotons p^- , and photons γ within, allegedly, the most successful physical theory – *quantum electrodynamics* (QED).

8.1 Annihilation and creation operators

In this section we are going to build the Fock space \mathcal{H} of QED and introduce creation and annihilation operators, which provide a very convenient notation for working with operators in \mathcal{H} .

8.1.1 Sectors with fixed numbers of particles

The numbers of particles of any type are readily measured in experiments, so we can introduce 5 new observables in our theory: the numbers of electrons (N_{el}), positrons (N_{po}), protons (N_{pr}), antiprotons (N_{an}), and photons (N_{ph}). According to general rules of quantum mechanics, these observables must be represented by five Hermitian operators in the Hilbert (Fock) space \mathcal{H} . Apparently, the allowed values (the spectrum) for the number of particles of each type are non-negative integers (0,1,2,...). We assume that these observables can be measured simultaneously, therefore the corresponding operators commute with each other and have common spectrum. So, the Fock space \mathcal{H} separates into a direct sum of corresponding orthogonal eigensubspaces or *sectors* $\mathcal{H}(i, j, k, l, m)$ with i electrons, j positrons, k protons, l antiprotons, and m photons

$$\mathcal{H} = \bigoplus_{ijklm=0}^{\infty} \mathcal{H}(i, j, k, l, m) \quad (8.1)$$

where

$$\begin{aligned} N_{el}\mathcal{H}(i, j, k, l, m) &= i\mathcal{H}(i, j, k, l, m) \\ N_{po}\mathcal{H}(i, j, k, l, m) &= j\mathcal{H}(i, j, k, l, m) \\ N_{pr}\mathcal{H}(i, j, k, l, m) &= k\mathcal{H}(i, j, k, l, m) \\ N_{an}\mathcal{H}(i, j, k, l, m) &= l\mathcal{H}(i, j, k, l, m) \\ N_{ph}\mathcal{H}(i, j, k, l, m) &= m\mathcal{H}(i, j, k, l, m) \end{aligned}$$

The one-dimensional subspace with no particles $\mathcal{H}(0, 0, 0, 0, 0)$ is called the *vacuum subspace*. The *vacuum vector* $|0\rangle$ is then defined as a vector in this subspace, up to an insignificant phase factor. The one-particle sectors are built using prescriptions from chapter 5. The subspaces $\mathcal{H}(1, 0, 0, 0, 0)$ and $\mathcal{H}(0, 1, 0, 0, 0)$ correspond to one electron and one positron, respectively. They are subspaces of unitary irreducible representations of the Poincaré group characterized by the mass $m = 0.511 \text{ MeV}/c^2$ and spin $1/2$ (see Table 5.1). The subspaces $\mathcal{H}(0, 0, 1, 0, 0)$ and $\mathcal{H}(0, 0, 0, 1, 0)$ correspond to one proton and one antiproton, respectively. They have mass $M = 938.3 \text{ MeV}/c^2$ and spin $1/2$. The subspace $\mathcal{H}(0, 0, 0, 0, 1)$ correspond to one photon. It is characterized by zero mass and it is a direct sum of two irreducible subspaces with helicities 1 and -1 .¹

Sectors with two or more particles are constructed as (anti)symmetrized tensor products of one-particle sectors.² For example, if we denote \mathcal{H}_{el} the one-electron Hilbert space and \mathcal{H}_{ph} the one-photon Hilbert space, then sectors having only electrons and photons can be written as

$$\mathcal{H}(0, 0, 0, 0, 0) = |0\rangle \quad (8.2)$$

$$\mathcal{H}(1, 0, 0, 0, 0) = \mathcal{H}_{el} \quad (8.3)$$

$$\mathcal{H}(0, 0, 0, 0, 1) = \mathcal{H}_{ph} \quad (8.4)$$

$$\mathcal{H}(1, 0, 0, 0, 1) = \mathcal{H}_{el} \otimes \mathcal{H}_{ph} \quad (8.5)$$

$$\mathcal{H}(2, 0, 0, 0, 0) = \mathcal{H}_{el} \otimes_{asym} \mathcal{H}_{el} \quad (8.6)$$

$$\mathcal{H}(0, 0, 0, 0, 2) = \mathcal{H}_{ph} \otimes_{sym} \mathcal{H}_{ph} \quad (8.7)$$

$$\mathcal{H}(1, 0, 0, 0, 2) = \mathcal{H}_{el} \otimes (\mathcal{H}_{ph} \otimes_{sym} \mathcal{H}_{ph}) \quad (8.8)$$

$$\mathcal{H}(2, 0, 0, 0, 1) = \mathcal{H}_{ph} \otimes (\mathcal{H}_{el} \otimes_{asym} \mathcal{H}_{el}) \quad (8.9)$$

$$\mathcal{H}(2, 0, 0, 0, 2) = (\mathcal{H}_{ph} \otimes_{sym} \mathcal{H}_{ph}) \otimes (\mathcal{H}_{el} \otimes_{asym} \mathcal{H}_{el}) \quad (8.10)$$

...

In each sector of the Fock space we can define observables of individual particles, e.g., position momentum, spin, etc., as described in subsection 6.1.2.

For example, in each (massive) 1-particle subspace of the Fock space there is a Newton-Wigner operator that describes position measurements on this

¹see subsection 5.3.3

²See section 6.1. Note that electrons and protons are fermions, while photons are bosons.

particle. In 2-particle sectors we can define two different position operators for each of the two particles. In addition, we can also define the “center-of-mass” position operators for the 2-particle system in a usual way. Similar position operators exist in each N -particle sector.

Then, in each sector we can select a basis of common eigenvectors of a full set of mutually commuting one-particle observables. A general state $|\Psi\rangle$ in the Fock space may have components in all sectors.³ Thus the number of particles in $|\Psi\rangle$ may be not well-defined.

For future discussions it will be convenient to use the basis in which momenta and z -components of the spin σ of massive particles (or helicity τ of massless particles) are diagonal. For example, basis vectors in the two-electron sector $\mathcal{H}_{el} \otimes_{asym} \mathcal{H}_{el}$ are denoted by $|\mathbf{p}_1\sigma_1; \mathbf{p}_2\sigma_2\rangle$. This allows us to define in each sector multi-particle wave functions in the momentum-spin representation.

8.1.2 Non-interacting representation of the Poincaré group

The above construction provides us with the Hilbert (Fock) space \mathcal{H} where multiparticle states and observables of our theory reside and where a convenient orthonormal basis set is defined. To complete the formalism we need to build a realistic interacting representation of the Poincaré group in \mathcal{H} . Let us first fulfill an easier task and construct the non-interacting representation U_g^0 of the Poincaré group in the Fock space \mathcal{H} .

From subsection 6.2.1, we already know how to build a non-interacting representation of the Poincaré group in each individual sector of \mathcal{H} . This can be done by making tensor products (with proper (anti)symmetrization) of single-particle irreducible representations U_g^{el}, U_g^{ph} , etc. Then the *non-interacting* representation of the Poincaré group in the entire Fock space can be constructed as a direct sum of such sector representations. In agreement with the sector decomposition (8.2) - (8.10) we can write

$$U_g^0 = 1 \oplus U_g^{el} \oplus U_g^{ph} \oplus (U_g^{el} \otimes U_g^{ph}) \oplus (U_g^{el} \otimes_{asym} U_g^{el}) \dots \quad (8.11)$$

Generators of this representation will be denoted as $(H_0, \mathbf{P}_0, \mathbf{J}_0, \mathbf{K}_0)$. In

³*Superselection rules* forbid linear combinations of states with, e.g., different charges. We will not discuss such rules here.

each sector these generators are simply sums of one-particle generators.⁴ As usual, we assume that operators H_0 , \mathbf{P}_0 , and \mathbf{J}_0 describe the *total* energy, linear momentum, and angular momentum of the non-interacting system, respectively.

Here we immediately face a serious problem. For example, according to (8.11), the free Hamiltonian can be represented as a direct sum of sector components

$$H_0 = |0\rangle \oplus H_0(1, 0, 0, 0, 0) \oplus H_0(0, 0, 0, 0, 1) \oplus H_0(1, 0, 0, 0, 1) \oplus \dots$$

It is tempting to use notation from section 6.2 and express each sector Hamiltonian using observables of individual particles there: \mathbf{p}_1 , \mathbf{p}_2 , etc. For example, in the sector $\mathcal{H}(1, 0, 0, 0, 0)$, the free Hamiltonian is

$$H_0(1, 0, 0, 0, 0) = \sqrt{m^2c^4 + p^2c^2} \quad (8.12)$$

while in the sector $\mathcal{H}(2, 0, 0, 0, 2)$ the Hamiltonian is⁵

$$H_0(2, 0, 0, 0, 2) = p_1c + p_2c + \sqrt{m^2c^4 + p_3^2c^2} + \sqrt{m^2c^4 + p_4^2c^2} \quad (8.13)$$

Clearly, this notation is very cumbersome because it does not provide a unique expression for the operator H_0 in the entire Fock space. Moreover, it is not clear at all how one can use one-particle observables to express operators changing the number of particles, i.e., moving state vectors across sector boundaries. We need to find a better and simpler way to write operators in the Fock space. This task is accomplished by introduction of annihilation and creation operators in the rest of this section.

8.1.3 Creation and annihilation operators. Fermions

First, it is instructive to consider the case of the discrete spectrum of momentum. This can be achieved by using the standard trick of putting the system in a box or applying periodic boundary conditions. Then eigenvalues of the

⁴For example, in each 2-particle sector equations (6.10) - (6.13) are valid.

⁵Two photons are denoted by indices 1 and 2 and two electrons are denoted by indices 3 and 4

momentum operator form a discrete 3D lattice \mathbf{p}_i , and the usual continuous momentum spectrum can be obtained as a limit when the size of the box tends to infinity.

Let us examine the case of electrons. We define the (linear) *creation operator* $a_{\mathbf{p},\sigma}^\dagger$ for the electron with momentum \mathbf{p} and spin projection σ by its action on basis vectors with n electrons

$$|\mathbf{p}_1, \sigma_1; \mathbf{p}_2, \sigma_2; \dots; \mathbf{p}_n, \sigma_n\rangle \quad (8.14)$$

We need to distinguish two cases. The first case is when the one-particle state (\mathbf{p}, σ) created by $a_{\mathbf{p},\sigma}^\dagger$ is among the states listed in (8.14), for example $(\mathbf{p}, \sigma) = (\mathbf{p}_i, \sigma_i)$. Since electrons are fermions and two fermions cannot occupy the same state due to the Pauli exclusion principle, this action leads to a zero result, i.e.

$$a_{\mathbf{p},\sigma}^\dagger |\mathbf{p}_1, \sigma_1; \mathbf{p}_2, \sigma_2; \dots; \mathbf{p}_n, \sigma_n\rangle = 0 \quad (8.15)$$

The second case is when the created one-particle state (\mathbf{p}, σ) is not among the states listed in (8.14). Then the creation operator $a_{\mathbf{p},\sigma}^\dagger$ just adds one electron in the state (\mathbf{p}, σ) to the beginning of the list of particles

$$a_{\mathbf{p},\sigma}^\dagger |\mathbf{p}_1, \sigma_1; \mathbf{p}_2, \sigma_2; \dots; \mathbf{p}_n, \sigma_n\rangle = |\mathbf{p}, \sigma; \mathbf{p}_1, \sigma_1; \mathbf{p}_2, \sigma_2; \dots; \mathbf{p}_n, \sigma_n\rangle \quad (8.16)$$

Operator $a_{\mathbf{p},\sigma}^\dagger$ has transformed a state with n electrons to a state with $n + 1$ electrons. Applying multiple creation operators to the vacuum state $|0\rangle$ we can construct all basis vectors in the Fock space. For example,

$$a_{\mathbf{p}_1, \sigma_1}^\dagger a_{\mathbf{p}_2, \sigma_2}^\dagger |0\rangle = |\mathbf{p}_1, \sigma_1; \mathbf{p}_2, \sigma_2\rangle$$

is a basis vector in the 2-electron sector.

We define the electron *annihilation operator* $a_{\mathbf{p},\sigma}$ as an operator adjoint to the creation operator $a_{\mathbf{p},\sigma}^\dagger$. It can be proven [Wei95] that the action of $a_{\mathbf{p},\sigma}$ on the n -electron state (8.14) is the following: If the electron state with parameters (\mathbf{p}, σ) was already occupied, e.g. $(\mathbf{p}, \sigma) = (\mathbf{p}_i, \sigma_i)$ then this state is “annihilated,” and the number of particles in the system is reduced by one

$$\begin{aligned}
& a_{\mathbf{p},\sigma} |\mathbf{p}_1, \sigma_1; \dots; \mathbf{p}_{i-1}, \sigma_{i-1}; \mathbf{p}_i, \sigma_i; \mathbf{p}_{i+1}, \sigma_{i+1}; \dots; \mathbf{p}_n, \sigma_n\rangle \\
&= (-1)^P |\mathbf{p}_1, \sigma_1; \dots; \mathbf{p}_{i-1}, \sigma_{i-1}; \mathbf{p}_{i+1}, \sigma_{i+1}; \dots; \mathbf{p}_n, \sigma_n\rangle
\end{aligned} \tag{8.17}$$

where P is the number of permutations of particles required to bring the one-particle i to the first place in the list. If the state (\mathbf{p}, σ) is not present in the list, i.e., $(\mathbf{p}, \sigma) \neq (\mathbf{p}_i, \sigma_i)$ for each i , then

$$a_{\mathbf{p},\sigma} |\mathbf{p}_1, \sigma_1; \mathbf{p}_2, \sigma_2; \dots; \mathbf{p}_n, \sigma_n\rangle = 0 \tag{8.18}$$

Annihilation operators always yield zero when acting on the vacuum state

$$a_{\mathbf{p},\sigma} |0\rangle = 0$$

The above formulas fully define the action of creation and annihilation operators on basis vectors in purely electronic sectors. These rules are easily generalized to all states: they do not change if other particles are present and they can be extended to linear combinations of the basis vectors by linearity. Creation and annihilation operators for other fermions – positrons, protons and antiprotons – are constructed similarly.

For brevity we will refer to creation and annihilation operators collectively as to *particle operators*. This will distinguish them from operators of momentum, position, energy, etc. of individual particles which will be called *particle observables*. Let us emphasize that creation and annihilation operators are not intended to directly describe any real physical process and they do not correspond to physical observables. They are just formal mathematical objects that simplify our notation for other operators having more direct physical meaning. We will see how operators of observables are built from particle operators later in this book, e.g., in subsection 8.1.8.

8.1.4 Anticommutators of particle operators

In practical calculations one often uses *anticommutators* of fermion operators. First consider the case of unequal particle states $(\mathbf{p}, \sigma) \neq (\mathbf{p}', \sigma')$

$$\{a_{\mathbf{p}',\sigma'}, a_{\mathbf{p},\sigma}^\dagger\} \equiv a_{\mathbf{p},\sigma}^\dagger a_{\mathbf{p}',\sigma'} + a_{\mathbf{p}',\sigma'} a_{\mathbf{p},\sigma}^\dagger$$

Then, acting on a state $|\mathbf{p}'', \sigma''\rangle$, which is different from both $|\mathbf{p}, \sigma\rangle$ and $|\mathbf{p}', \sigma'\rangle$, we obtain

$$(a_{\mathbf{p},\sigma}^\dagger a_{\mathbf{p}',\sigma'} + a_{\mathbf{p}',\sigma'} a_{\mathbf{p},\sigma}^\dagger)|\mathbf{p}'', \sigma''\rangle = a_{\mathbf{p}',\sigma'}|\mathbf{p}, \sigma; \mathbf{p}'', \sigma''\rangle = 0$$

Similarly, we obtain

$$\begin{aligned} (a_{\mathbf{p},\sigma}^\dagger a_{\mathbf{p}',\sigma'} + a_{\mathbf{p}',\sigma'} a_{\mathbf{p},\sigma}^\dagger)|\mathbf{p}, \sigma\rangle &= 0 \\ (a_{\mathbf{p},\sigma}^\dagger a_{\mathbf{p}',\sigma'} + a_{\mathbf{p}',\sigma'} a_{\mathbf{p},\sigma}^\dagger)|\mathbf{p}', \sigma'\rangle &= a_{\mathbf{p},\sigma}^\dagger|0\rangle + a_{\mathbf{p}',\sigma'}|\mathbf{p}, \sigma; \mathbf{p}', \sigma'\rangle \\ &= |\mathbf{p}, \sigma\rangle - |\mathbf{p}, \sigma\rangle = 0 \end{aligned}$$

One can easily demonstrate that the result is still zero when acting on zero-, two-, three-, etc. particle states as well as on their linear combinations. So, we conclude that in the entire Fock space

$$\{a_{\mathbf{p}',\sigma'}, a_{\mathbf{p},\sigma}^\dagger\} = 0, \text{ if } (\mathbf{p}, \sigma) \neq (\mathbf{p}', \sigma')$$

Similarly, in the case $(\mathbf{p}, \sigma) = (\mathbf{p}', \sigma')$ we obtain

$$\{a_{\mathbf{p},\sigma}^\dagger, a_{\mathbf{p},\sigma}\} = 1$$

Therefore for all values of \mathbf{p} , \mathbf{p}' , σ , and σ' we have

$$\{a_{\mathbf{p},\sigma}^\dagger, a_{\mathbf{p}',\sigma'}\} = \delta_{\mathbf{p},\mathbf{p}'}\delta_{\sigma,\sigma'} \quad (8.19)$$

Using similar arguments one can show that

$$\{a_{\mathbf{p},\sigma}^\dagger, a_{\mathbf{p}',\sigma'}^\dagger\} = \{a_{\mathbf{p},\sigma}, a_{\mathbf{p}',\sigma'}\} = 0$$

8.1.5 Creation and annihilation operators. Photons

For photons, which are bosons, the properties of creation and annihilation operators are slightly different from those characteristic for fermion operators described above. Two or more bosons may coexist in the same state.

Therefore, we define the action of the photon creation operator $c_{\mathbf{p},\tau}^\dagger$ on a many-photon state as

$$c_{\mathbf{p},\tau}^\dagger |\mathbf{p}_1, \tau_1; \mathbf{p}_2, \tau_2; \dots; \mathbf{p}_n, \tau_n\rangle = |\mathbf{p}, \tau; \mathbf{p}_1, \tau_1; \mathbf{p}_2, \tau_2; \dots; \mathbf{p}_n, \tau_n\rangle$$

independent of whether or not the state (\mathbf{p}, τ) already existed. Just as in the case of fermions, boson annihilation operators $c_{\mathbf{p},\tau}$ are adjoint to boson creation operators. The photon annihilation operator $c_{\mathbf{p},\tau}$ destroys a multi-photon state completely

$$c_{\mathbf{p},\tau} |\mathbf{p}_1, \tau_1; \mathbf{p}_2, \tau_2; \dots; \mathbf{p}_n, \tau_n\rangle = 0$$

if the annihilated 1-photon state (\mathbf{p}, τ) was not present there. If the photon (\mathbf{p}, τ) was present in the n -photon state, then the annihilation operator $c_{\mathbf{p},\tau}$ simply destroys this component, thus resulting in a $(n - 1)$ -photon state

$$\begin{aligned} c_{\mathbf{p}_i, \tau_i} |\mathbf{p}_1, \tau_1; \dots; \mathbf{p}_{i-1}, \tau_{i-1}; \mathbf{p}_i, \tau_i; \mathbf{p}_{i+1}, \tau_{i+1}; \dots; \mathbf{p}_n, \tau_n\rangle \\ = |\mathbf{p}_1, \tau_1; \dots; \mathbf{p}_{i-1}, \tau_{i-1}; \mathbf{p}_{i+1}, \tau_{i+1}; \dots; \mathbf{p}_n, \tau_n\rangle \end{aligned}$$

The above formulas can be immediately extended to states where, in addition to photons, other particles are also present. The actions of creation and annihilation operators on linear combinations of basis vectors are obtained by linearity. Then similar to subsection 8.1.4, we obtain the following *commutation* relations for photon creation and annihilation operators

$$\begin{aligned} [c_{\mathbf{p},\tau}, c_{\mathbf{p}',\tau'}^\dagger] &= \delta_{\mathbf{p},\mathbf{p}'} \delta_{\tau,\tau'} \\ [c_{\mathbf{p},\tau}, c_{\mathbf{p}',\tau'}] &= [c_{\mathbf{p},\tau}^\dagger, c_{\mathbf{p}',\tau'}^\dagger] = 0 \end{aligned}$$

8.1.6 Particle number operators

With the help of particle creation and annihilation operators we can now build explicit expressions for various observables in the Fock space. Consider, for example, the product of two photon operators

$$N_{\mathbf{p},\tau} = c_{\mathbf{p},\tau}^\dagger c_{\mathbf{p},\tau} \tag{8.20}$$

Acting on a state with two photons with quantum numbers (\mathbf{p}, τ) this operator yields

$$\begin{aligned} N_{\mathbf{p},\tau}|\mathbf{p}, \tau; \mathbf{p}, \tau\rangle &= N_{\mathbf{p},\tau}c_{\mathbf{p},\tau}^\dagger c_{\mathbf{p},\tau}^\dagger|0\rangle = c_{\mathbf{p},\tau}^\dagger c_{\mathbf{p},\tau} c_{\mathbf{p},\tau}^\dagger c_{\mathbf{p},\tau}^\dagger|0\rangle \\ &= c_{\mathbf{p},\tau}^\dagger c_{\mathbf{p},\tau}^\dagger c_{\mathbf{p},\tau} c_{\mathbf{p},\tau}^\dagger|0\rangle + c_{\mathbf{p},\tau}^\dagger c_{\mathbf{p},\tau}^\dagger|0\rangle = c_{\mathbf{p},\tau}^\dagger c_{\mathbf{p},\tau}^\dagger c_{\mathbf{p},\tau} c_{\mathbf{p},\tau}^\dagger|0\rangle + 2c_{\mathbf{p},\tau}^\dagger c_{\mathbf{p},\tau}^\dagger|0\rangle \\ &= 2|\mathbf{p}, \tau; \mathbf{p}, \tau\rangle \end{aligned}$$

while acting on the state $|\mathbf{p}, \tau; \mathbf{p}', \tau'\rangle$ we obtain

$$\begin{aligned} N_{\mathbf{p},\tau}|\mathbf{p}, \tau; \mathbf{p}', \tau'\rangle &= N_{\mathbf{p},\tau}c_{\mathbf{p},\tau}^\dagger c_{\mathbf{p}',\tau'}^\dagger|0\rangle = c_{\mathbf{p},\tau}^\dagger c_{\mathbf{p},\tau} c_{\mathbf{p},\tau}^\dagger c_{\mathbf{p}',\tau'}^\dagger|0\rangle \\ &= c_{\mathbf{p},\tau}^\dagger c_{\mathbf{p},\tau}^\dagger c_{\mathbf{p},\tau} c_{\mathbf{p}',\tau'}^\dagger|0\rangle + c_{\mathbf{p},\tau}^\dagger c_{\mathbf{p}',\tau'}^\dagger|0\rangle = c_{\mathbf{p},\tau}^\dagger c_{\mathbf{p},\tau}^\dagger c_{\mathbf{p},\tau} c_{\mathbf{p}',\tau'}^\dagger|0\rangle + c_{\mathbf{p},\tau}^\dagger c_{\mathbf{p}',\tau'}^\dagger|0\rangle \\ &= |\mathbf{p}, \tau; \mathbf{p}', \tau'\rangle \end{aligned}$$

These examples should convince us that operator $N_{\mathbf{p},\tau}$ works as a counter of the number of photons with quantum numbers (\mathbf{p}, τ) .

8.1.7 Continuous spectrum of momentum

Properties of creation and annihilation operators presented in preceding subsections were derived for the case of discrete spectrum of momentum. In reality the spectrum of momentum is continuous, and the above results should be modified by taking the “large box” limit. We can guess that in this limit equation (8.19) transforms to

$$\{a_{\mathbf{p}',\sigma'}, a_{\mathbf{p},\sigma}^\dagger\} = \delta_{\sigma,\sigma'}\delta(\mathbf{p} - \mathbf{p}') \quad (8.21)$$

The following chain of formulas

$$\begin{aligned} &\delta_{\sigma,\sigma'}\delta(\mathbf{p} - \mathbf{p}') \\ &= \langle \mathbf{p}, \sigma | \mathbf{p}', \sigma' \rangle = \langle 0 | a_{\mathbf{p},\sigma} a_{\mathbf{p}',\sigma'}^\dagger | 0 \rangle = -\langle 0 | a_{\mathbf{p}',\sigma'}^\dagger a_{\mathbf{p},\sigma} | 0 \rangle + \delta_{\sigma,\sigma'}\delta(\mathbf{p} - \mathbf{p}') \\ &= \delta_{\sigma,\sigma'}\delta(\mathbf{p} - \mathbf{p}') \end{aligned}$$

confirms that our choice (8.21) is consistent with the normalization of momentum eigenvectors (5.19).

The same arguments now can be applied to positrons (operators $b_{\mathbf{p},\sigma}$ and $b_{\mathbf{p},\sigma}^\dagger$), protons ($d_{\mathbf{p},\sigma}$ and $d_{\mathbf{p},\sigma}^\dagger$), antiprotons ($f_{\mathbf{p},\sigma}$ and $f_{\mathbf{p},\sigma}^\dagger$) and photons ($c_{\mathbf{p},\tau}$ and $c_{\mathbf{p},\tau}^\dagger$). So, finally, we obtain the full set of anticommutation and commutation relations pertinent to QED

$$\begin{aligned} \{a_{\mathbf{p},\sigma}, a_{\mathbf{p}',\sigma'}^\dagger\} &= \{b_{\mathbf{p},\sigma}, b_{\mathbf{p}',\sigma'}^\dagger\} = \{d_{\mathbf{p},\sigma}, d_{\mathbf{p}',\sigma'}^\dagger\} = \{f_{\mathbf{p},\sigma}, f_{\mathbf{p}',\sigma'}^\dagger\} \\ &= \delta(\mathbf{p} - \mathbf{p}')\delta_{\sigma\sigma'} \end{aligned} \quad (8.22)$$

$$\begin{aligned} \{a_{\mathbf{p},\sigma}, a_{\mathbf{p}',\sigma'}\} &= \{b_{\mathbf{p},\sigma}, b_{\mathbf{p}',\sigma'}\} = \{d_{\mathbf{p},\sigma}, d_{\mathbf{p}',\sigma'}\} = \{f_{\mathbf{p},\sigma}, f_{\mathbf{p}',\sigma'}\} \\ &= \{a_{\mathbf{p},\sigma}^\dagger, a_{\mathbf{p}',\sigma'}^\dagger\} = \{b_{\mathbf{p},\sigma}^\dagger, b_{\mathbf{p}',\sigma'}^\dagger\} = \{d_{\mathbf{p},\sigma}^\dagger, d_{\mathbf{p}',\sigma'}^\dagger\} \\ &= \{f_{\mathbf{p},\sigma}^\dagger, f_{\mathbf{p}',\sigma'}^\dagger\} = 0 \end{aligned} \quad (8.23)$$

$$[c_{\mathbf{p},\tau}, c_{\mathbf{p}',\tau'}^\dagger] = \delta(\mathbf{p} - \mathbf{p}')\delta_{\tau\tau'} \quad (8.24)$$

$$[c_{\mathbf{p},\tau}^\dagger, c_{\mathbf{p}',\tau'}^\dagger] = [c_{\mathbf{p},\tau}, c_{\mathbf{p}',\tau'}] = 0 \quad (8.25)$$

Commutators of operators related to different particles are always zero.

In the continuous momentum limit, the analog of the particle counter operator (8.20)

$$\rho_{\mathbf{p},\tau} = c_{\mathbf{p},\tau}^\dagger c_{\mathbf{p},\tau} \quad (8.26)$$

can be interpreted as the *density* of photons with helicity τ at momentum \mathbf{p} . By summing over photon polarizations and integrating density (8.26) over entire momentum space we can define an operator for the total number of photons in the system

$$N_{ph} = \sum_{\tau} \int d\mathbf{p} c_{\mathbf{p},\tau}^\dagger c_{\mathbf{p},\tau}$$

We can also write down similar operator expressions for the numbers of other particles. For example

$$N_{el} = \sum_{\sigma} \int d\mathbf{p} a_{\mathbf{p},\sigma}^\dagger a_{\mathbf{p},\sigma} \quad (8.27)$$

is the electron number operator. Then we conclude that operator

$$N = N_{el} + N_{po} + N_{pr} + N_{an} + N_{ph} \quad (8.28)$$

corresponds to the total number of all particles in the system.

8.1.8 Generators of the non-interacting representation

Now we can fully appreciate the benefits of introducing annihilation and creation operators. The expression for the non-interacting Hamiltonian H_0 can be simply obtained from the particle number operator (8.28) by multiplying the integrands (particle densities in the momentum space) by energies of free particles

$$\begin{aligned} H_0 = & \int d\mathbf{p} \omega_{\mathbf{p}} \sum_{\sigma=\pm 1/2} [a_{\mathbf{p},\sigma}^\dagger a_{\mathbf{p},\sigma} + b_{\mathbf{p},\sigma}^\dagger b_{\mathbf{p},\sigma}] + \int d\mathbf{p} \Omega_{\mathbf{p}} \sum_{\sigma=\pm 1/2} [d_{\mathbf{p},\sigma}^\dagger d_{\mathbf{p},\sigma} + f_{\mathbf{p},\sigma}^\dagger f_{\mathbf{p},\sigma}] \\ & + c \int d\mathbf{p} p \sum_{\tau=\pm 1} c_{\mathbf{p},\tau}^\dagger c_{\mathbf{p},\tau} \end{aligned} \quad (8.29)$$

where we denoted $\omega_{\mathbf{p}} = \sqrt{m^2 c^4 + p^2 c^2}$ the energy of free electrons and positrons, $\Omega_{\mathbf{p}} = \sqrt{M^2 c^4 + p^2 c^2}$ is the energy of free protons and antiprotons, and cp is the energy of free photons. One can easily verify that H_0 in (8.29) acts on states in the sector $\mathcal{H}(1, 0, 0, 0, 0)$ just as equation (8.12) and it acts on states in the sector $\mathcal{H}(2, 0, 0, 0, 2)$ exactly as equation (8.13). So, we have obtained a single expression which works equally well in all sectors of the Fock space. Similar arguments demonstrate that operator

$$\begin{aligned} \mathbf{P}_0 = & \int d\mathbf{p} \mathbf{p} \sum_{\sigma=\pm 1/2} [a_{\mathbf{p},\sigma}^\dagger a_{\mathbf{p},\sigma} + b_{\mathbf{p},\sigma}^\dagger b_{\mathbf{p},\sigma}] + \int d\mathbf{p} \mathbf{p} \sum_{\sigma=\pm 1/2} [d_{\mathbf{p},\sigma}^\dagger d_{\mathbf{p},\sigma} + f_{\mathbf{p},\sigma}^\dagger f_{\mathbf{p},\sigma}] \\ & + \int d\mathbf{p} \mathbf{p} \sum_{\tau=\pm 1} c_{\mathbf{p},\tau}^\dagger c_{\mathbf{p},\tau} \end{aligned} \quad (8.30)$$

can be regarded as the total momentum operator in QED.

Expressions for the generators \mathbf{J}_0 and \mathbf{K}_0 are more complicated as they involve derivatives of particle operators. Let us illustrate their derivation on

an example of a massive spinless particle. Consider the action of a space rotation $e^{-\frac{i}{\hbar}J_{0z}\phi}$ on the one-particle state $|\mathbf{p}\rangle$ ⁶

$$e^{-\frac{i}{\hbar}J_{0z}\phi}|\mathbf{p}\rangle = |p_x \cos \phi + p_y \sin \phi, p_y \cos \phi - p_x \sin \phi, p_z\rangle$$

This action can be represented as annihilation of the state $|\mathbf{p}\rangle = |p_x, p_y, p_z\rangle$ followed by creation of the state $|p_x \cos \phi + p_y \sin \phi, p_y \cos \phi - p_x \sin \phi, p_z\rangle$, i.e., if $\alpha_{\mathbf{p}}^\dagger$ and $\alpha_{\mathbf{p}}$ are, respectively, creation and annihilation operators for the particle, then

$$\begin{aligned} e^{-\frac{i}{\hbar}J_{0z}\phi}|p_x, p_y, p_z\rangle &= \alpha_{p_x \cos \phi + p_y \sin \phi, p_y \cos \phi - p_x \sin \phi, p_z}^\dagger \alpha_{p_x, p_y, p_z} |p_x, p_y, p_z\rangle \\ &= \alpha_{R_z(\phi)\mathbf{p}}^\dagger \alpha_{\mathbf{p}} |p_x, p_y, p_z\rangle \end{aligned}$$

Therefore, for arbitrary 1-particle state, the operator of finite rotation takes the form

$$e^{-\frac{i}{\hbar}J_{0z}\phi} = \int d\mathbf{p} \alpha_{R_z(\phi)\mathbf{p}}^\dagger \alpha_{\mathbf{p}} \quad (8.31)$$

It is easy to show that the same form is valid everywhere on the Fock space. An explicit expression for the generator J_{0z} can be obtained now by taking a derivative of (8.31) with respect to ϕ

$$\begin{aligned} J_{0z} &= i\hbar \lim_{\phi \rightarrow 0} \frac{d}{d\phi} e^{-\frac{i}{\hbar}J_{0z}\phi} = i\hbar \lim_{\phi \rightarrow 0} \frac{d}{d\phi} \int d\mathbf{p} \alpha_{R_z(\phi)\mathbf{p}}^\dagger \alpha_{\mathbf{p}} \\ &= i\hbar \int d\mathbf{p} \left(p_y \frac{\partial \alpha_{\mathbf{p}}^\dagger}{\partial p_x} - p_x \frac{\partial \alpha_{\mathbf{p}}^\dagger}{\partial p_y} \right) \alpha_{\mathbf{p}} \end{aligned} \quad (8.32)$$

The action of a boost along the z -axis is obtained from (5.28)

$$e^{-\frac{ic}{\hbar}K_{0z}\theta}|\mathbf{p}\rangle = \sqrt{\frac{\omega_{\mathbf{p}} \cosh \theta + cp_z \sinh \theta}{\omega_{\mathbf{p}}}} |p_x, p_y, p_z \cosh \theta + \omega_{\mathbf{p}} \sinh \theta\rangle \quad (8.33)$$

⁶See equation (5.28).

This transformation can be represented as annihilation of the state $|\mathbf{p}\rangle = |p_x, p_y, p_z\rangle$ followed by creation of the state (8.33)

$$e^{-\frac{ic}{\hbar}K_{0z}\theta}|\mathbf{p}\rangle = \sqrt{\frac{\omega_{\mathbf{p}} \cosh \theta + cp_z \sinh \theta}{\omega_{\mathbf{p}}}} \alpha_{p_x, p_y, p_z \cosh \theta + \omega_{\mathbf{p}} \cosh \theta}^\dagger \alpha_{p_x, p_y, p_z} |\mathbf{p}\rangle$$

Therefore, for arbitrary 1-particle state in the Fock space, the operator of a finite boost takes the form

$$e^{-\frac{ic}{\hbar}K_{0z}\theta} = \int d\mathbf{p} \sqrt{\frac{\omega_{\Lambda\mathbf{p}}}{\omega_{\mathbf{p}}}} \alpha_{\Lambda\mathbf{p}}^\dagger \alpha_{\mathbf{p}} \quad (8.34)$$

An explicit expression for the generator K_{0z} can be now obtained by taking a derivative of (8.34) with respect to θ

$$\begin{aligned} K_{0z} &= \frac{i\hbar}{c} \lim_{\theta \rightarrow 0} \frac{d}{d\theta} e^{-\frac{ic}{\hbar}K_{0z}\theta} \\ &= \frac{i\hbar}{c} \lim_{\theta \rightarrow 0} \frac{d}{d\theta} \int d\mathbf{p} \sqrt{\frac{\omega_{\mathbf{p}} \cosh \theta + cp_z \sinh \theta}{\omega_{\mathbf{p}}}} \alpha_{p_x, p_y, p_z \cosh \theta + c^{-1}\omega_{\mathbf{p}} \sinh \theta}^\dagger \alpha_{\mathbf{p}} \\ &= i\hbar \int d\mathbf{p} \left(\frac{p_z}{2\omega_{\mathbf{p}}} \alpha_{\mathbf{p}}^\dagger \alpha_{\mathbf{p}} + \frac{\omega_{\mathbf{p}}}{c^2} \frac{\partial \alpha_{\mathbf{p}}^\dagger}{\partial p_z} \alpha_{\mathbf{p}} \right) \end{aligned} \quad (8.35)$$

Similar derivations can be done for other components of \mathbf{J}_0 and \mathbf{K}_0 .

8.1.9 Poincaré transformations of particle operators

From transformations (5.28) of 1-particle state vectors with respect to the non-interacting representation

$$U_0(\Lambda; \mathbf{r}, t) \equiv e^{-\frac{i}{\hbar}\mathbf{J}_0\vec{\phi}} e^{-\frac{ic}{\hbar}\mathbf{K}_0\vec{\theta}} e^{-\frac{i}{\hbar}\mathbf{P}_0\mathbf{r}} e^{\frac{i}{\hbar}H_0t}$$

in the Fock space, we can find corresponding Poincaré transformations of creation-annihilation operators. For electron creation operators we obtain⁷

⁷Here we took into account that the vacuum vector is invariant with respect to U_0 .

$$\begin{aligned}
U_0(\Lambda; \mathbf{r}, t) a_{\mathbf{p}, \sigma}^\dagger U_0^{-1}(\Lambda; \mathbf{r}, t) |0\rangle &= U_0(\Lambda; \mathbf{r}, t) a_{\mathbf{p}, \sigma}^\dagger |0\rangle = U_0(\Lambda; \mathbf{r}, t) |\mathbf{p}, \sigma\rangle \\
&= \sqrt{\frac{\omega_{\Lambda \mathbf{p}}}{\omega_{\mathbf{p}}}} e^{-\frac{i}{\hbar} \mathbf{p} \cdot \mathbf{r} + \frac{i}{\hbar} \omega_{\mathbf{p}} t} \sum_{\sigma'} D_{\sigma' \sigma}^{1/2}(\vec{\phi}_W(\mathbf{p}, \Lambda)) |\Lambda \mathbf{p}, \sigma'\rangle
\end{aligned}$$

Therefore⁸

$$\begin{aligned}
U_0(\Lambda; \mathbf{r}, t) a_{\mathbf{p}, \sigma}^\dagger U_0^{-1}(\Lambda; \mathbf{r}, t) &= \sqrt{\frac{\omega_{\Lambda \mathbf{p}}}{\omega_{\mathbf{p}}}} e^{-\frac{i}{\hbar} \mathbf{p} \cdot \mathbf{r} + \frac{i}{\hbar} \omega_{\mathbf{p}} t} \sum_{\sigma'} D_{\sigma' \sigma}^{1/2}(\vec{\phi}_W(\mathbf{p}, \Lambda)) a_{\Lambda \mathbf{p}, \sigma'}^\dagger \\
&= \sqrt{\frac{\omega_{\Lambda \mathbf{p}}}{\omega_{\mathbf{p}}}} e^{-\frac{i}{\hbar} \mathbf{p} \cdot \mathbf{r} + \frac{i}{\hbar} \omega_{\mathbf{p}} t} \sum_{\sigma'} (D^{1/2})_{\sigma \sigma'}^* (-\vec{\phi}_W(\mathbf{p}, \Lambda)) a_{\Lambda \mathbf{p}, \sigma'}^\dagger
\end{aligned} \tag{8.36}$$

Similarly, we obtain the transformation law for annihilation operators

$$U_0(\Lambda; \mathbf{r}, t) a_{\mathbf{p}, \sigma} U_0^{-1}(\Lambda; \mathbf{r}, t) = \sqrt{\frac{\omega_{\Lambda \mathbf{p}}}{\omega_{\mathbf{p}}}} e^{\frac{i}{\hbar} \mathbf{p} \cdot \mathbf{r} - \frac{i}{\hbar} \omega_{\mathbf{p}} t} \sum_{\sigma'} D_{\sigma \sigma'}^{1/2}(-\vec{\phi}_W(\mathbf{p}, \Lambda)) a_{\Lambda \mathbf{p}, \sigma'} \tag{8.37}$$

Transformation laws for photon operators are obtained from equation (5.65)

$$U_0(\Lambda; \mathbf{r}, t) c_{\mathbf{p}, \tau}^\dagger U_0^{-1}(\Lambda; \mathbf{r}, t) = \sqrt{\frac{|\Lambda \mathbf{p}|}{p}} e^{-\frac{i}{\hbar} (\mathbf{p} \cdot \mathbf{r}) + \frac{ic}{\hbar} p t} e^{i\tau \phi_W(\mathbf{p}, \Lambda)} c_{\Lambda \mathbf{p}, \tau}^\dagger \tag{8.38}$$

$$U_0(\Lambda; \mathbf{r}, t) c_{\mathbf{p}, \tau} U_0^{-1}(\Lambda; \mathbf{r}, t) = \sqrt{\frac{|\Lambda \mathbf{p}|}{p}} e^{\frac{i}{\hbar} (\mathbf{p} \cdot \mathbf{r}) - \frac{ic}{\hbar} p t} e^{-i\tau \phi_W(\mathbf{p}, \Lambda)} c_{\Lambda \mathbf{p}, \tau} \tag{8.39}$$

8.2 Interaction potentials

Our primary goal in the rest of this first part of the book is to learn how to calculate the S -operator in QED, which is the quantity most readily comparable with experiment. Equations in subsection 7.1.2 tell us that in order

⁸Here * and † denote complex conjugation and Hermitian conjugation, respectively. We also use the property $D^T(\vec{\phi}) = (D^\dagger(\vec{\phi}))^* = (D^{-1}(\vec{\phi}))^* = D^*(-\vec{\phi})$ which is valid for the unitary representation $D(\vec{\phi})$ of the rotation group.

to do that we need to know the non-interacting part H_0 and the interacting part V of the full Hamiltonian

$$H = H_0 + V$$

The non-interacting Hamiltonian H_0 has been constructed in equation (8.29). The interaction energy V (and the corresponding interaction boost \mathbf{Z}) in QED will be explicitly written only in section 9.1. Until then, we are going to study rather general properties of interactions and S -operators in the Fock space. We will try to use some physical principles to narrow down the allowed form of the operator V .

Note that in our approach we assume that interaction does not have any effect on the structure of the Fock space. All properties of this space defined in the non-interacting case remain valid in the presence of interaction: the inner product, the orthogonality of n -particle sectors, the existence of particle number operators, etc. In this respect our theory is different from axiomatic or constructive quantum field theories, in which the Hilbert space has a non-Fock structure, which depends on interactions.

8.2.1 Conservation laws

From experiment we know that interaction V between charged particles obeys some several important restrictions called *conservation laws*. An observable F is called *conserved* if it remains unchanged in the course of time evolution

$$F(t) \equiv e^{\frac{i}{\hbar}Ht}F(0)e^{-\frac{i}{\hbar}Ht} = F(0)$$

It then follows that conserved observables commute with the Hamiltonian $[F, H] = [F, H_0 + V] = 0$, which imposes some restrictions on the interaction operator V . For example, the conservation of the total momentum and the total angular momentum implies that

$$[V, \mathbf{P}_0] = 0 \tag{8.40}$$

$$[V, \mathbf{J}_0] = 0 \tag{8.41}$$

These commutators are automatically satisfied in the instant form of dynamics (6.22) adopted in our study. It is also well-established that all interactions

conserve the *lepton number* (the number of electrons minus the number of positrons, in our case). Therefore, $H = H_0 + V$ must commute with the lepton number operator

$$L = N_{el} - N_{po} = \sum_{\sigma} \int d\mathbf{p} (a_{\mathbf{p},\sigma}^{\dagger} a_{\mathbf{p},\sigma} - b_{\mathbf{p},\sigma}^{\dagger} b_{\mathbf{p},\sigma}) \quad (8.42)$$

Since H_0 already commutes with L , we obtain

$$[V, L] = 0 \quad (8.43)$$

Moreover, all known interactions conserve the *baryon number* (=the number of protons minus the number of antiprotons in our case). So, V must also commute with the baryon number operator

$$B = N_{pr} - N_{an} = \sum_{\sigma} \int d\mathbf{p} (d_{\mathbf{p},\sigma}^{\dagger} d_{\mathbf{p},\sigma} - f_{\mathbf{p},\sigma}^{\dagger} f_{\mathbf{p},\sigma}) \quad (8.44)$$

$$[V, B] = 0 \quad (8.45)$$

Taking into account that electrons have charge $-e$, protons have charge e and antiparticles have charges opposite to those of particles, we can introduce the *electric charge* operator

$$\begin{aligned} Q &= e(B - L) \\ &= e \sum_{\sigma} \int d\mathbf{p} (b_{\mathbf{p},\sigma}^{\dagger} b_{\mathbf{p},\sigma} - a_{\mathbf{p},\sigma}^{\dagger} a_{\mathbf{p},\sigma} + d_{\mathbf{p},\sigma}^{\dagger} d_{\mathbf{p},\sigma} - f_{\mathbf{p},\sigma}^{\dagger} f_{\mathbf{p},\sigma}) \end{aligned} \quad (8.46)$$

and obtain the *charge conservation law*

$$[H, Q] = [V, Q] = e[V, B - L] = 0 \quad (8.47)$$

from equations (8.43) and (8.45).

As we saw above, both operators H_0 and V in QED commute with \mathbf{P}_0 , \mathbf{J}_0 , L , B , and Q . Then from subsection 7.1.2 it follows that scattering operators F , Σ , and S also commute with \mathbf{P}_0 , \mathbf{J}_0 , L , B , and Q , which means that

corresponding observables (total momentum, total angular momentum, lepton number, baryon number, and electric charge, respectively) are conserved in scattering events. Although, separate numbers of particles of individual species, i.e., electrons, or protons may not be conserved, the above conservation laws require that charged particles may be created or annihilated only together with their antiparticles, i.e., in pairs. Creation of pairs is suppressed in low energy reactions as such processes require additional energy of $2m_{el}c^2 = 2 \times 0.51MeV = 1.02MeV$ for an electron-positron pair and $2m_{pr}c^2 = 1876.6MeV$ for an proton-antiproton pair. These high-energy processes can be safely neglected in classical electrodynamics. However, even in this low-energy theory one cannot disregard the emission of photons. Since photons have zero mass, the energetic threshold for the photon emission is zero. Moreover, photons have zero electric charge, lepton, and baryon numbers, so there are no conservation laws that would restrict their creation and annihilation. Photons can be created and destroyed in any quantities.

8.2.2 Normal ordering

In the next subsection we are going to express operators in the Fock space as polynomials in particle creation and annihilation operators. But first we need to overcome one notational problem related to the non-commutativity of particle operators: two different polynomials may, actually, represent the same operator. To have a unique polynomial representative for each operator, we will agree always to write products of operators in the *normal order*, i.e., creation operators to the left from annihilation operators. Among creation (annihilation) operators we will enforce a certain order based on particle species: We will write particle operators in the order proton - antiproton - electron - positron - photon from left to right. With these rules and with (anti)commutation relations (8.22) - (8.25) one can always convert a product of particle operators to the normally ordered form. This is illustrated by the following example

$$\begin{aligned}
a_{\mathbf{p}',\sigma'}c_{\mathbf{q}',\tau'}a_{\mathbf{p},\sigma}^\dagger c_{\mathbf{q},\tau}^\dagger &= a_{\mathbf{p}',\sigma'}a_{\mathbf{p},\sigma}^\dagger c_{\mathbf{q}',\tau'}c_{\mathbf{q},\tau}^\dagger \\
&= (a_{\mathbf{p},\sigma}^\dagger a_{\mathbf{p}',\sigma'} + \delta(\mathbf{p} - \mathbf{p}')\delta_{\sigma,\sigma'})(-c_{\mathbf{q},\tau}^\dagger c_{\mathbf{q}',\tau'} + \delta(\mathbf{q} - \mathbf{q}')\delta_{\tau,\tau'}) \\
&= -a_{\mathbf{p},\sigma}^\dagger c_{\mathbf{q},\tau}^\dagger a_{\mathbf{p}',\sigma'}c_{\mathbf{q}',\tau'} + a_{\mathbf{p},\sigma}^\dagger a_{\mathbf{p}',\sigma'}\delta(\mathbf{q} - \mathbf{q}')\delta_{\tau,\tau'} \\
&\quad - c_{\mathbf{q},\tau}^\dagger c_{\mathbf{q}',\tau'}\delta(\mathbf{p} - \mathbf{p}')\delta_{\sigma,\sigma'} + \delta(\mathbf{p} - \mathbf{p}')\delta_{\sigma,\sigma'}\delta(\mathbf{q} - \mathbf{q}')\delta_{\tau,\tau'}
\end{aligned}$$

where the right hand side is in the normal order.

8.2.3 General form of interaction operators

A well-known theorem (see [Wei95], p. 175) states that in the Fock space any operator V satisfying conservation laws (8.40) - (8.41)

$$[V, \mathbf{P}_0] = [V, \mathbf{J}_0] = 0 \quad (8.48)$$

can be written as a polynomial in particle creation and annihilation operators⁹

$$V = \sum_{N=0}^{\infty} \sum_{M=0}^{\infty} V_{NM} \quad (8.49)$$

$$V_{NM} = \sum_{\{\eta, \eta'\}} \int d\mathbf{q}'_1 \dots d\mathbf{q}'_N d\mathbf{q}_1 \dots d\mathbf{q}_M D_{NM}(\mathbf{q}'_1 \eta'_1; \dots; \mathbf{q}'_N \eta'_N; \mathbf{q}_1 \eta_1; \dots; \mathbf{q}_M \eta_M) \times \delta \left(\sum_{i=1}^N \mathbf{q}'_i - \sum_{j=1}^M \mathbf{q}_j \right) \alpha_{\mathbf{q}'_1, \eta'_1}^\dagger \dots \alpha_{\mathbf{q}'_N, \eta'_N}^\dagger \alpha_{\mathbf{q}_1, \eta_1} \dots \alpha_{\mathbf{q}_M, \eta_M} \quad (8.50)$$

where the summation is carried over all spin/helicity indices η, η' of creation and annihilation operators, and the integration is carried over all particle momenta. Individual terms V_{NM} in the expansion (8.49) of the interaction Hamiltonian will be called *potentials*. Each potential is a normally ordered product of N creation operators α^\dagger and M annihilation operators α . The pair of integers (N, M) will be referred to as the *index* of the potential V_{NM} . A potential is called *bosonic* if it has an even number of fermion particle operators $N_f + M_f$. Conservation laws (8.43), (8.45) and (8.47)

$$[V, L] = [V, B] = [V, Q] = 0 \quad (8.51)$$

imply that all potentials in QED must be bosonic.

⁹Here symbols α^\dagger and α refer to generic creation and annihilation operators without specifying the type of the particle. Although this form does not involve derivatives of particle operators, it still can be used to represent operators like (8.32) and (8.35) if derivatives are approximated by finite differences.

D_{NM} is a numerical *coefficient function* which depends on momenta and spin projections (or helicities) of all created and annihilated particles. In order to satisfy $[V, \mathbf{J}_0] = 0$, the function D_{NM} must be rotationally invariant. Translational invariance of (8.50) is guaranteed by the momentum delta function

$$\delta \left(\sum_{i=1}^N \mathbf{q}'_i - \sum_{j=1}^M \mathbf{q}_j \right)$$

which expresses the conservation of momentum: the sum of momenta of annihilated particles is equal to the sum of momenta of created particles.

The interaction Hamiltonian V enters in formulas (7.15), (7.17), and (7.19) for the S -operator in the t -dependent form

$$V(t) = e^{\frac{i}{\hbar}H_0t} V e^{-\frac{i}{\hbar}H_0t} \quad (8.52)$$

Operators with t -dependence determined by the free Hamiltonian H_0 , as in equation (8.52), and satisfying conservation laws (8.48), (8.51) will be called *regular*. Such operators will play an important role in our calculations of the S -operator below. In what follows, when we write a regular operator V without its t -argument, this means that either this operator is t -independent, i.e., it commutes with H_0 , or that we take its value at $t = 0$.

One final notational remark. If potential V_{NM} has coefficient function D_{NM} , we introduce notation $V_{NM} \circ \zeta$ for the operator whose coefficient function D'_{NM} is a product of D_{NM} and a numerical function ζ of the same arguments

$$\begin{aligned} & D'_{NM}(\mathbf{q}'_1\eta'_1; \dots; \mathbf{q}'_N\eta'_N; \mathbf{q}_1\eta_1; \dots; \mathbf{q}_M\eta_M) \\ = & D_{NM}(\mathbf{q}'_1\eta'_1; \dots; \mathbf{q}'_N\eta'_N; \mathbf{q}_1\eta_1; \dots; \mathbf{q}_M\eta_M) \zeta(\mathbf{q}'_1\eta'_1; \dots; \mathbf{q}'_N\eta'_N; \mathbf{q}_1\eta_1; \dots; \mathbf{q}_M\eta_M) \end{aligned}$$

Then, substituting (8.50) in (8.52) and using (8.36) - (8.39), the t -dependent form of any regular potential $V_{NM}(t)$ can be written as

$$V_{NM}(t) = e^{\frac{i}{\hbar}H_0t} V_{NM} e^{-\frac{i}{\hbar}H_0t} = V_{NM} \circ e^{\frac{i}{\hbar}E_{NM}t}$$

where

$$E_{NM}(\mathbf{q}'_1, \dots, \mathbf{q}'_N, \mathbf{q}_1, \dots, \mathbf{q}_M) \equiv \sum_{i=1}^N \omega_{\mathbf{q}'_i} - \sum_{j=1}^M \omega_{\mathbf{q}_j} \quad (8.53)$$

is the difference of energies of particles created and destroyed by V_{NM} , which is called the *energy function* of the term V_{NM} . We can also extend this notation to a general sum of potentials V_{NM}

$$V(t) = e^{\frac{i}{\hbar}H_0t} V e^{-\frac{i}{\hbar}H_0t} = V \circ e^{\frac{i}{\hbar}E_V t}$$

which means that for each potential $V_{NM}(t)$ in the sum $V(t)$, the argument of the t -exponent contains the corresponding energy function E_{NM} . In this notation we can conveniently write

$$\begin{aligned} \frac{d}{dt} V(t) &= V(t) \circ \left(\frac{i}{\hbar} E_V \right) \\ \underbrace{V(t)} &\equiv -\frac{i}{\hbar} \int_{-\infty}^{\infty} V(t) dt = -2\pi i V \circ \delta(E_V) \end{aligned} \quad (8.54)$$

Equation (8.54) means that each term in $\underbrace{V(t)}$ is non-zero only on the hypersurface of solutions of the equation

$$E_{NM}(\mathbf{q}'_1, \dots, \mathbf{q}'_N, \mathbf{q}_1, \dots, \mathbf{q}_M) = 0 \quad (8.55)$$

(if such solutions exist). This hypersurface in the $3(N+M)$ dimensional momentum space is called the *energy shell* of the potential V . We will also say that $\underbrace{V(t)}$ in equation (8.54) is zero outside the energy shell of V . Note that the scattering operator (7.14) $S = 1 + \underbrace{\Sigma(t)}$ is different from 1 only on the energy shell, i.e., where the energy conservation condition (8.55) is satisfied.

8.2.4 Five types of regular potentials

Here we would like to introduce a classification of regular potentials (8.50) by dividing them into five groups depending on their index (N, M) . We will call

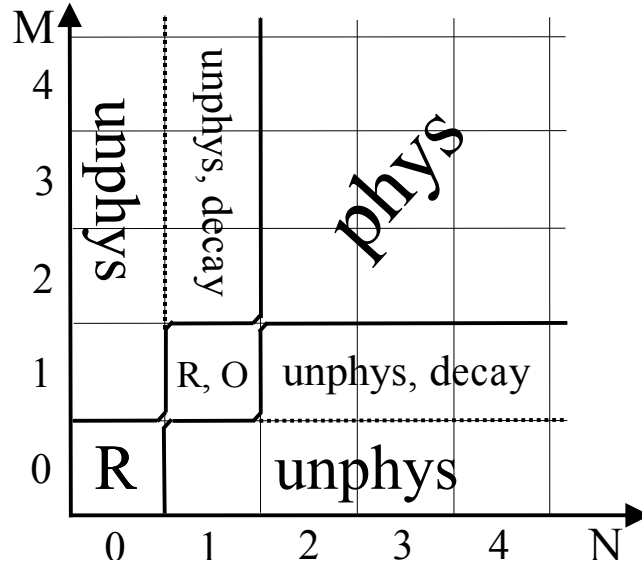


Figure 8.1: Positions of different operator types in the “index space” (N, M) . N and M are numbers of creation and annihilation operators, respectively. R = “renorm,” O = “oscillation.”

these types of operators *renorm*, *oscillation*, *decay*, *phys*, and *unphys*.¹⁰ The rationale for introducing this classification and nomenclature will become clear in chapters 10 and 11 where we will examine renormalization and the “dressed particle” approach in quantum field theory.

Renorm potentials have either index $(0,0)$ (such operator is simply a numerical constant) or index $(1,1)$ in which case both created and annihilated particles are required to have the same mass.¹¹ In QED the most general form of a *renorm* potential obeying conservation laws is the sum of a numerical constant C and $(1,1)$ terms corresponding to each particle type.¹²

¹⁰The correlation between potential’s index (N, M) and its type is shown in Fig. 8.1. There is no established terminology for the types of potentials. In the literature, our *phys* operators are sometimes called *good*; *unphys* operators may be called *bad* or *virtual*.

¹¹Actually, in most cases the same particle type is created and annihilated, so renorm operators have the form $\alpha^\dagger \alpha$.

¹²Here we write just the operator structure of R omitting all numerical factors, indices, integration and summation signs. Note also that terms like $a^\dagger b$ or $d^\dagger f$ are forbidden by the charge conservation law (8.47).

$$R = a^\dagger a + b^\dagger b + d^\dagger d + f^\dagger f + c^\dagger c + C \quad (8.56)$$

Renorm potentials are characterized by the property that the energy function (8.53) is identically zero. So, *renorm* potentials always have energy shell where they do not vanish. *Renorm* potentials commute with H_0 , therefore regular *renorm* operators¹³ do not depend on t . The free Hamiltonian (8.29) and the total momentum (8.30) are examples of *renorm* operators, i.e., sums of *renorm* potentials.

Oscillation potentials have index $(1, 1)$. In contrast to *renorm* potentials with index $(1, 1)$, *oscillation* potentials destroy and create different particle species having different masses. For this reason, the energy function (8.53) of an oscillation potential never turns to zero, so there is no energy shell. In QED there can be no oscillation potentials, because they would violate either lepton number or baryon number conservation law. However, there are particles in nature, such as kaons and neutrinos, for which oscillation interactions play a significant role. These interactions are responsible for time-dependent oscillations between different particle species [GL].

Decay potentials satisfy two conditions:

1. they have indices $(1, N)$ or $(N, 1)$ with $N \geq 2$;
2. they have a non-empty energy shell on which the coefficient function does not vanish;

These potentials describe decay processes $1 \rightarrow N$ ¹⁴ in which one particle decays into N decay products, so that the energy conservation condition is satisfied. There are no decay terms in the QED Hamiltonian and in the corresponding S -matrix: decays of electrons, protons, or photons would violate conservation laws.¹⁵ Nevertheless, particle decays play important roles in other areas of high energy physics, and they will be considered in chapter 13.

¹³whose t -dependence is determined by (8.52)

¹⁴as well as reverse processes $N \rightarrow 1$

¹⁵Exceptions to this rule are given by operators describing the decay of a photon into odd number of photons, e.g., $c_{\mathbf{k}_1, \tau_1}^\dagger c_{\mathbf{k}_2, \tau_2}^\dagger c_{\mathbf{k}_3, \tau_3}^\dagger c_{\mathbf{k}_1 + \mathbf{k}_2 + \mathbf{k}_3, \tau_4}$. This potential obeys all conservation laws if momenta of involved photons are collinear and $k_1 + k_2 + k_3 - |\mathbf{k}_1 + \mathbf{k}_2 + \mathbf{k}_3| = 0$. However, it was shown in [FM96] that such contributions to the S -operator are zero on the energy shell, so photon decays are forbidden in QED.

Phys potentials have at least two creation operators and at least two destruction operators (index (N, M) with $N \geq 2$ and $M \geq 2$). For *phys* potentials the energy shell always exists. For example, in the case of a *phys* potential $d_{\mathbf{p}+\mathbf{k},\rho}^\dagger f_{\mathbf{q}-\mathbf{k},\sigma}^\dagger a_{\mathbf{p},\tau} b_{\mathbf{q},\eta}$ the energy shell is determined by the solution of equation $\Omega_{\mathbf{p}+\mathbf{k}} + \Omega_{\mathbf{q}-\mathbf{k}} = \omega_{\mathbf{p}} + \omega_{\mathbf{q}}$ which is not empty.

Table 8.1: Types of potentials in the Fock space.

Potential	Index of potential (N, M)	Energy shell exists?	Examples
Renorm	$(0, 0), (1, 1)$	yes	$a_{\mathbf{p}}^\dagger a_{\mathbf{p}}$
Oscillation	$(1, 1)$	no	forbidden in QED
Unphys	$(0, N \geq 1), (N \geq 1, 0)$	no	$a_{\mathbf{p}}^\dagger b_{-\mathbf{p}-\mathbf{k}}^\dagger c_{\mathbf{k}}^\dagger$
Unphys	$(1, N \geq 2), (N \geq 2, 1)$	no	$a_{\mathbf{p}}^\dagger a_{\mathbf{p}-\mathbf{k}} c_{\mathbf{k}}$
Decay	$(1, N \geq 2), (N \geq 2, 1)$	yes	forbidden in QED
Phys	$(N \geq 2, M \geq 2)$	yes	$d_{\mathbf{q}+\mathbf{k}}^\dagger a_{\mathbf{p}-\mathbf{k}}^\dagger d_{\mathbf{q}} a_{\mathbf{p}}$

All regular operators not mentioned above belong to the class of **Unphys potentials**. They come in two subclasses with following indices

1. $(0, N)$, or $(N, 0)$, where $N \geq 1$. Obviously, there is no energy shell in this case.
2. $(1, M)$ or $(M, 1)$, where $M \geq 2$. This is the same condition as for decay potentials, however, in contrast to decay potentials, for *unphys* potentials it is required that either the energy shell does not exist or the coefficient function vanishes on the energy shell.

An example of an *unphys* potential satisfying condition 2. is

$$a_{\mathbf{p}-\mathbf{k},\sigma}^\dagger c_{\mathbf{k},\tau}^\dagger a_{\mathbf{p},\rho} \quad (8.57)$$

Its energy shell equation is $\omega_{\mathbf{p}-\mathbf{k}} + ck = \omega_{\mathbf{p}}$ whose only solution is $\mathbf{k} = \mathbf{0}$. However zero vector is excluded from the photon momentum spectrum,¹⁶ so the energy shell of the potential (8.57) is empty. This means that a free electron cannot decay into the pair electron+photon without violating energy-momentum conservation laws.

¹⁶see subsection 5.3.1

Properties of potentials discussed above are summarized in Table 8.1. These five types of potentials exhaust all possibilities, therefore any regular operator V must have a unique decomposition

$$V = V^{ren} + V^{unp} + V^{dec} + V^{ph} + V^{osc}$$

As mentioned above, in QED interaction, oscillation and decay contributions are absent. So, everywhere in this book¹⁷ we will assume that the most general interaction operator is a sum of *renorm*, *unphys*, and *phys* potentials

$$V = V^{ren} + V^{unp} + V^{ph}$$

Now we need to learn how to perform various operations with these three classes of potentials, i.e., how to evaluate products, commutators, and t -integrals required for calculations of scattering operators in (7.14) - (7.19).

8.2.5 Products and commutators of potentials

Lemma 8.1 *The product of two (or any number of) regular operators is regular.*

Proof. If operators $A(t)$ and $B(t)$ are regular, then

$$\begin{aligned} A(t) &= e^{\frac{i}{\hbar}H_0t} A e^{-\frac{i}{\hbar}H_0t} \\ B(t) &= e^{\frac{i}{\hbar}H_0t} B e^{-\frac{i}{\hbar}H_0t} \end{aligned}$$

and their product $C(t) = A(t)B(t)$ has t -dependence

$$\begin{aligned} C(t) &= e^{\frac{i}{\hbar}H_0t} A e^{-\frac{i}{\hbar}H_0t} e^{\frac{i}{\hbar}H_0t} B e^{-\frac{i}{\hbar}H_0t} \\ &= e^{\frac{i}{\hbar}H_0t} A B e^{-\frac{i}{\hbar}H_0t} \end{aligned}$$

characteristic for regular operators. The conservation laws (8.48), (8.51) are valid for the product AB if they are valid for A and B separately. Therefore $C(t)$ is regular. ■

¹⁷except chapter 13 where we discuss decays

Lemma 8.2 *A Hermitian operator A is $phys$ if and only if it yields zero when acting on the vacuum $|0\rangle$ and one-particle states $|1\rangle \equiv \alpha^\dagger|0\rangle$ ¹⁸*

$$A|0\rangle = 0 \quad (8.58)$$

$$A|1\rangle = A\alpha^\dagger|0\rangle = 0 \quad (8.59)$$

Proof. Normally ordered $phys$ operators have two annihilation operators on the right, so equations (8.58) and (8.59) are satisfied. Let us now prove the inverse statement. *Renorm* operators cannot satisfy (8.58) and (8.59) because they conserve the number of particles. *Unphys* operators $(1, N)$ can satisfy equations (8.58) and (8.59), e.g.,

$$\begin{aligned} \alpha_1^\dagger \alpha_2 \alpha_3 |0\rangle &= 0 \\ \alpha_1^\dagger \alpha_2 \alpha_3 |1\rangle &= 0. \end{aligned}$$

However, for Hermiticity, such operators should be always present in pairs with $(N, 1)$ operators $\alpha_2^\dagger \alpha_3^\dagger \alpha_1$. Then, there exists at least one one-particle state $|1\rangle$ for which equation (8.59) is not valid, e.g.,

$$\alpha_3^\dagger \alpha_2^\dagger \alpha_1 |1\rangle = \alpha_3^\dagger \alpha_2^\dagger |0\rangle \neq 0$$

A similar argument is valid for *unphys* operators having index $(0, N)$. Therefore, the only remaining possibility for A is to be *phys*. ■

Lemma 8.3 *Product and commutator of any two $phys$ operators A and B is $phys$.*

Proof. By Lemma 8.2 if A and B are *phys*, then

$$A|0\rangle = B|0\rangle = A|1\rangle = B|1\rangle = 0.$$

Then the same conditions are true for the Hermitian combinations $i(AB - BA)$ and $AB + BA$. Therefore, the commutator $[A, B]$ and anticommutator $AB + BA$ are *phys* and

¹⁸Here α denotes any one of the five particle operators (a, b, d, f, c) relevant for QED. Momentum and spin labels are omitted for simplicity.

$$AB = \frac{1}{2}(AB + BA) + \frac{1}{2}[A, B]$$

is *phys* as well. ■

Lemma 8.4 *If R is a renorm operator and $[A, R] \neq 0$, then operator $[A, R]$ has the same type (i.e., renorm, phys, or unphys) as A .*

Proof. The general form of a *renorm* operator is given in equation (8.56). Let us consider just one term in that sum

$$R = \int d\mathbf{p} f(\mathbf{p}) \alpha_{\mathbf{p}}^{\dagger} \alpha_{\mathbf{p}}$$

We calculate the commutator $[A, R] = AR - RA$ by moving the factor R in the term AR step-by-step to the leftmost position. If the product $\alpha_{\mathbf{p}}^{\dagger} \alpha_{\mathbf{p}}$ (from R) changes places with a particle operator (from A) different from α^{\dagger} or α then nothing happens. If the product $\alpha^{\dagger} \alpha$ changes places with a creation operator $\alpha_{\mathbf{q}}^{\dagger}$ (from A) then, as discussed in subsection 8.2.2, a secondary term should be added which, instead of $\alpha_{\mathbf{q}}^{\dagger}$ contains the commutator¹⁹

$$\begin{aligned} & \alpha_{\mathbf{q}}^{\dagger} \left(\int d\mathbf{p} f(\mathbf{p}) \alpha_{\mathbf{p}}^{\dagger} \alpha_{\mathbf{p}} \right) - \left(\int d\mathbf{p} f(\mathbf{p}) \alpha_{\mathbf{p}}^{\dagger} \alpha_{\mathbf{p}} \right) \alpha_{\mathbf{q}}^{\dagger} \\ &= \pm \int d\mathbf{p} f(\mathbf{p}) \alpha_{\mathbf{p}}^{\dagger} \alpha_{\mathbf{q}}^{\dagger} \alpha_{\mathbf{p}} - \int d\mathbf{p} f(\mathbf{p}) \alpha_{\mathbf{p}}^{\dagger} \alpha_{\mathbf{p}} \alpha_{\mathbf{q}}^{\dagger} \\ &= \int d\mathbf{p} f(\mathbf{p}) \alpha_{\mathbf{p}}^{\dagger} \alpha_{\mathbf{p}} \alpha_{\mathbf{q}}^{\dagger} \pm \int d\mathbf{p} f(\mathbf{p}) \alpha_{\mathbf{p}}^{\dagger} \delta(\mathbf{p} - \mathbf{q}) - \int d\mathbf{p} f(\mathbf{p}) \alpha_{\mathbf{p}}^{\dagger} \alpha_{\mathbf{p}} \alpha_{\mathbf{q}}^{\dagger} \\ &= \pm f(\mathbf{q}) \alpha_{\mathbf{q}}^{\dagger} \end{aligned}$$

This commutator is proportional to $\alpha_{\mathbf{q}}^{\dagger}$, so the secondary term has the same operator structure as the primary term and it is already in the normal order, so no tertiary terms need to be created. If the product $\alpha^{\dagger} \alpha$ changes places with an annihilation operator $\alpha_{\mathbf{q}}$ then the commutator $\mp f(\mathbf{q}) \alpha_{\mathbf{q}}$ is proportional to the annihilation operator. If there are many α^{\dagger} and α operators in A

¹⁹The upper sign is for bosons and the lower sign is for fermions.

having non-vanishing commutators with R , then each one of them results in one additional term whose type remains the same as in the original operator A . ■

Lemma 8.5 *A commutator $[P, U]$ of a Hermitian *phys* operator P and a Hermitian *unphys* operator U can be either *phys* or *unphys*, but not *renorm*.*

Proof. Acting by $[P, U]$ on a one-particle state $|1\rangle$, we obtain

$$[P, U]|1\rangle = (PU - UP)|1\rangle = PU|1\rangle$$

If U is Hermitian then the state $U|1\rangle$ has at least two particles (see proof of Lemma 8.2) and the same is true for the state $PU|1\rangle$. Therefore, $[P, U]$ creates several particles when acting on a one-particle state, which is impossible if $[P, U]$ were *renorm*. ■

Finally, there are no limitations on the type of commutator of two *unphys* operators $[U, U']$. It can be a superposition of *phys*, *unphys*, and *renorm* terms.

The above results are summarized in Table 8.2.

Table 8.2: Operations with regular operators in the Fock space. (Notation: P=*phys*, U=*unphys*, R=*renorm*, NR=*non-regular*.)

Type of operator	A	$[A, P]$	$[A, U]$	$[A, R]$	$\frac{dA}{dt}$	\underline{A}	\underbrace{A}
P	P	P	P+U	P	P	P	P
U	P+U	P+U	P+U+R	U	U	U	0
R	P	P	U	R	0	NR	∞

8.2.6 More about t -integrals

Lemma 8.6 *A t -derivative of a regular operator $A(t)$ is regular and has zero *renorm* part.*

Proof. The derivative of a regular operator has t -dependence that is characteristic for regular operators:

$$\begin{aligned}\frac{d}{dt}A(t) &= \frac{d}{dt}e^{\frac{i}{\hbar}H_0t}Ae^{-\frac{i}{\hbar}H_0t} = \frac{i}{\hbar}e^{\frac{i}{\hbar}H_0t}[H_0, A]e^{-\frac{i}{\hbar}H_0t} \\ &= \frac{i}{\hbar}[H_0, A(t)]\end{aligned}\quad (8.60)$$

In addition, it is easy to check that the derivative obeys all conservation laws (8.48), (8.51). Therefore, it is regular.

Suppose that $\frac{d}{dt}A(t)$ has a non-zero *renorm* part R . Then R is t -independent and originates from a derivative of the term $Rt + S$ in $A(t)$, where S is t -independent. Since $A(t)$ is regular, its *renorm* part must be t -independent, therefore $R = 0$. ■

From formula (7.28) we conclude that t -integrals of regular *phys* and *unphys* operators are regular²⁰

$$\underline{V(t)} = V(t) \circ \frac{-1}{E_V} \quad (8.61)$$

However, this property does not hold for t -integrals of *renorm* operators. These operators are t -independent, therefore

$$\underline{V^{ren}} = \lim_{\epsilon \rightarrow +0} V^{ren} \circ \frac{ie^{-\epsilon t}}{\epsilon \hbar} = \lim_{\epsilon \rightarrow +0} V^{ren} \circ \frac{i}{\epsilon \hbar} - V^{ren} \circ \frac{it}{\hbar} + \dots \quad (8.62)$$

$$\underbrace{V^{ren}} = \infty \quad (8.63)$$

Thus, *renorm* operators are different from others in the sense that their t -integrals (8.62) are infinite and non-regular. Infinite-limit t -integrals (8.63) are infinite, unless $V^{ren} = 0$.²¹

Since for any *unphys* operator V^{unp} either the energy shell does not exist or the coefficient function is zero on the energy shell, we conclude from equation (8.54) that

²⁰Here we assume the adiabatic switching of interaction (7.27) and use integral notation (7.12) - (7.13).

²¹This fact does not limit the applicability of our theory, because, as we will see in subsection 10.1.2, properly renormalized expressions for scattering operators should not contain *renorm* terms and pathological expressions like (8.62) - (8.63).

$$\underbrace{V^{unp}} = 0 \quad (8.64)$$

From equations (7.15) and (7.19) it is then clear that *unphys* terms in F and Σ do not make contributions to the S -operator. Results obtained so far in this subsection are presented in last three columns of Table 8.2.

8.2.7 Solution of one commutator equation

In section 11.1 we will find it necessary to solve equation of the type

$$i[H_0, A] = V \quad (8.65)$$

where H_0 is the free Hamiltonian, V is a given regular Hermitian operator in the Fock space and A is the desired solution (an unknown Hermitian operator). What can we say about the solution of this commutator equation? Let us first multiply both sides of (8.65) by the usual t -exponents $e^{\frac{i}{\hbar}H_0t} \dots e^{-\frac{i}{\hbar}H_0t}$

$$i[H_0, A(t)] = V(t)$$

Using (8.60) this can be rewritten as

$$\hbar \frac{d}{dt} A(t) = V(t) \quad (8.66)$$

Note that it follows from Lemma 8.6 that the operator on the right hand side of (8.65) cannot contain *renorm* terms. Indeed, according to (8.66), the left hand side of (8.65) is a t -derivative, which cannot be *renorm*. Luckily, for our purposes in this book we will never meet equations of the above type with *renorm* right hand sides. Therefore, here we will assume $V^{ren} = 0$.

Next we assume that the usual “adiabatic switching” (7.27) works, so that $V(-\infty) = 0$ and the same property is valid for the solution $A(t)$

$$A(-\infty) = 0 \quad (8.67)$$

Then equation (8.66) with the initial condition (8.67) has a simple solution

$$A(t) = \frac{1}{\hbar} \int_{-\infty}^t V(t') dt' = \underline{iV(t)} \quad (8.68)$$

In order to get a t -independent solution of our original equation (8.65), we can simply set $t = 0$ and obtain

$$A \equiv A(0) = \underline{iV} \equiv -iV \circ \frac{1}{E_V} \quad (8.69)$$

8.2.8 Two-particle potentials

Our next goal is to express n -particle potentials ($n \geq 2$)²² using the formalism of annihilation and creation operators. These potentials conserve the number and types of particles, so they must have equal numbers of creation and annihilation operators ($N = M, N \geq 2, M \geq 2$). Therefore, they must be of the *phys* type.

As an example, let us consider a two-particle subspace $\mathcal{H}(1, 0, 1, 0, 0)$ of the Fock space. This subspace describes states of the system consisting of one electron and one proton. A general *phys* operator leaving this subspace invariant must have $N = 2, M = 2$ and, according to equation (8.50), it can be written as²³

$$\begin{aligned} \hat{V} &= \int d\mathbf{p} d\mathbf{q} d\mathbf{p}' d\mathbf{q}' D_{22}(\mathbf{p}, \mathbf{q}, \mathbf{p}', \mathbf{q}') \delta(\mathbf{p} + \mathbf{q} - \mathbf{p}' - \mathbf{q}') d_{\mathbf{p}}^{\dagger} a_{\mathbf{q}}^{\dagger} d_{\mathbf{p}'} a_{\mathbf{q}'} \\ &= \int d\mathbf{p} d\mathbf{q} d\mathbf{p}' D_{22}(\mathbf{p}, \mathbf{q}, \mathbf{p}', \mathbf{p} + \mathbf{q} - \mathbf{p}') d_{\mathbf{p}}^{\dagger} a_{\mathbf{q}}^{\dagger} d_{\mathbf{p}'} a_{\mathbf{p} + \mathbf{q} - \mathbf{p}'} \\ &= \int d\mathbf{p} d\mathbf{q} d\mathbf{k} V(\mathbf{p}, \mathbf{q}, \mathbf{k}) d_{\mathbf{p}}^{\dagger} a_{\mathbf{q}}^{\dagger} d_{\mathbf{p} - \mathbf{k}} a_{\mathbf{q} + \mathbf{k}} \end{aligned} \quad (8.70)$$

where we denoted $\mathbf{k} = \mathbf{p} - \mathbf{p}'$ the “transferred momentum” and

$$V(\mathbf{p}, \mathbf{q}, \mathbf{k}) \equiv D_{22}(\mathbf{p}, \mathbf{q}, \mathbf{p} - \mathbf{k}, \mathbf{q} + \mathbf{k})$$

²²studied in subsection 6.3.4

²³In this subsection we use variables \mathbf{p} and \mathbf{q} to denote momenta of the proton and the electron, respectively. We also omit spin indices for brevity.

Acting by this operator on an arbitrary state $|\Psi\rangle$ of the two-particle system

$$|\Psi\rangle = \int d\mathbf{p}'' d\mathbf{q}'' \Psi(\mathbf{p}'', \mathbf{q}'') d_{\mathbf{p}''}^\dagger a_{\mathbf{q}''}^\dagger |0\rangle \quad (8.71)$$

we obtain

$$\begin{aligned} & \hat{V}|\Psi\rangle \\ &= \int d\mathbf{p} d\mathbf{q} d\mathbf{k} V(\mathbf{p}, \mathbf{q}, \mathbf{k}) d_{\mathbf{p}}^\dagger a_{\mathbf{q}}^\dagger d_{\mathbf{p}-\mathbf{k}} a_{\mathbf{q}+\mathbf{k}} \int d\mathbf{p}'' d\mathbf{q}'' \Psi(\mathbf{p}'', \mathbf{q}'') d_{\mathbf{p}''}^\dagger a_{\mathbf{q}''}^\dagger |0\rangle \\ &= \int d\mathbf{p} d\mathbf{q} d\mathbf{k} V(\mathbf{p}, \mathbf{q}, \mathbf{k}) \int d\mathbf{p}'' d\mathbf{q}'' \Psi(\mathbf{p}'', \mathbf{q}'') \delta(\mathbf{p} - \mathbf{k} - \mathbf{p}'') \delta(\mathbf{q} + \mathbf{k} - \mathbf{q}'') d_{\mathbf{p}}^\dagger a_{\mathbf{q}}^\dagger |0\rangle \\ &= \int d\mathbf{p} d\mathbf{q} \left(\int d\mathbf{k} V(\mathbf{p}, \mathbf{q}, \mathbf{k}) \Psi(\mathbf{p} - \mathbf{k}, \mathbf{q} + \mathbf{k}) \right) d_{\mathbf{p}}^\dagger a_{\mathbf{q}}^\dagger |0\rangle \end{aligned} \quad (8.72)$$

Comparing this with (8.71) we see that the momentum-space wave function $\Psi(\mathbf{p}, \mathbf{q})$ has been transformed by the action of \hat{V} to the new wave function

$$\Psi'(\mathbf{p}, \mathbf{q}) \equiv \hat{V}\Psi(\mathbf{p}, \mathbf{q}) = \int d\mathbf{k} V(\mathbf{p}, \mathbf{q}, \mathbf{k}) \Psi(\mathbf{p} - \mathbf{k}, \mathbf{q} + \mathbf{k})$$

This is the most general linear transformation of a two-particle wave function which conserves the total momentum.

For comparison with traditionally used inter-particle potentials, it is more convenient to have expression for operator \hat{V} in the position space. We can write²⁴

$$\begin{aligned} & \Psi'(\mathbf{x}, \mathbf{y}) \\ &\equiv \hat{V}\Psi(\mathbf{x}, \mathbf{y}) = \frac{1}{(2\pi\hbar)^3} \int e^{\frac{i}{\hbar}\mathbf{p}\mathbf{x} + \frac{i}{\hbar}\mathbf{q}\mathbf{y}} d\mathbf{p} d\mathbf{q} \Psi'(\mathbf{p}, \mathbf{q}) \\ &= \frac{1}{(2\pi\hbar)^3} \int e^{\frac{i}{\hbar}\mathbf{p}\mathbf{x} + \frac{i}{\hbar}\mathbf{q}\mathbf{y}} d\mathbf{p} d\mathbf{q} \left(\int d\mathbf{k} V(\mathbf{p}, \mathbf{q}, \mathbf{k}) \Psi(\mathbf{p} - \mathbf{k}, \mathbf{q} + \mathbf{k}) \right) \\ &= \frac{1}{(2\pi\hbar)^3} \int e^{\frac{i}{\hbar}(\mathbf{p}+\mathbf{k})\mathbf{x} + \frac{i}{\hbar}(\mathbf{q}-\mathbf{k})\mathbf{y}} d\mathbf{p} d\mathbf{q} \int d\mathbf{k} V(\mathbf{p} + \mathbf{k}, \mathbf{q} - \mathbf{k}, \mathbf{k}) \Psi(\mathbf{p}, \mathbf{q}) \end{aligned}$$

²⁴Here \mathbf{x} and \mathbf{y} are positions of the proton and the electron, respectively; and we use (5.43) to change from the momentum representation to the position representation.

$$= \int d\mathbf{k} e^{\frac{i}{\hbar}\mathbf{k}(\mathbf{x}-\mathbf{y})} V(\mathbf{p} + \mathbf{k}, \mathbf{q} - \mathbf{k}, \mathbf{k}) \left[\frac{1}{(2\pi\hbar)^3} \int d\mathbf{p} d\mathbf{q} e^{\frac{i}{\hbar}\mathbf{p}\mathbf{x} + \frac{i}{\hbar}\mathbf{q}\mathbf{y}} \Psi(\mathbf{p}, \mathbf{q}) \right] \quad (8.73)$$

where expression in square brackets is recognized as the original position-space wave function

$$\Psi(\mathbf{x}, \mathbf{y}) = \frac{1}{(2\pi\hbar)^3} \int d\mathbf{p} d\mathbf{q} e^{\frac{i}{\hbar}\mathbf{p}\mathbf{x} + \frac{i}{\hbar}\mathbf{q}\mathbf{y}} \Psi(\mathbf{p}, \mathbf{q}) \quad (8.74)$$

and the rest is an operator acting on this wave function. This operator acquires especially simple form if we assume that $V(\mathbf{p}, \mathbf{q}, \mathbf{k})$ does not depend on \mathbf{p} and \mathbf{q}

$$V(\mathbf{p}, \mathbf{q}, \mathbf{k}) = v(\mathbf{k})$$

Then

$$\hat{V}\Psi(\mathbf{x}, \mathbf{y}) = \int d\mathbf{k} e^{\frac{i}{\hbar}\mathbf{k}(\mathbf{x}-\mathbf{y})} v(\mathbf{k}) \Psi(\mathbf{x}, \mathbf{y}) = w(\mathbf{x} - \mathbf{y}) \Psi(\mathbf{x}, \mathbf{y}) \quad (8.75)$$

where

$$w(\mathbf{r}) = \int d\mathbf{k} e^{\frac{i}{\hbar}\mathbf{k}\mathbf{r}} v(\mathbf{k})$$

is the Fourier transform of $v(\mathbf{k})$. We see that interaction (8.70) acts as multiplication by the function $w(\mathbf{r})$ in the position space. So, it is a usual position-dependent potential. Note that the requirement of the total momentum conservation implies automatically that this potential depends on the relative position $\mathbf{r} \equiv \mathbf{x} - \mathbf{y}$.

As an example consider interaction operator of the form (8.70)

$$\hat{V} = \frac{q_1 q_2}{(2\pi)^3 \hbar} \int \frac{d\mathbf{p} d\mathbf{q} d\mathbf{k}}{k^2} a_{\mathbf{p}}^\dagger a_{\mathbf{q}}^\dagger d_{\mathbf{p}-\mathbf{k}} a_{\mathbf{q}+\mathbf{k}} \quad (8.76)$$

where constants q_1 and q_2 can be interpreted as charges of the two particles and $v(\mathbf{k}) = q_1 q_2 / (8\pi^3 \hbar k^2)$. Then the position-space interaction is the usual Coulomb potential²⁵

$$w(\mathbf{r}) = \frac{q_1 q_2}{(2\pi)^3 \hbar} \int \frac{d\mathbf{k}}{k^2} e^{\frac{i}{\hbar} \mathbf{k} \cdot \mathbf{r}} = \frac{q_1 q_2}{4\pi r} \quad (8.77)$$

Let us now consider the general case (8.73). Without loss of generality we can represent function $V(\mathbf{p} + \mathbf{k}, \mathbf{q} - \mathbf{k}, \mathbf{k})$ as a series²⁶

$$V(\mathbf{p} + \mathbf{k}, \mathbf{q} - \mathbf{k}, \mathbf{k}) = \sum_j \chi_j(\mathbf{p}, \mathbf{q}) v_j(\mathbf{k})$$

Then we obtain

$$\begin{aligned} & \hat{V}\Psi(\mathbf{x}, \mathbf{y}) \\ &= \sum_j \int d\mathbf{k} e^{\frac{i}{\hbar} \mathbf{k} \cdot (\mathbf{x} - \mathbf{y})} v_j(\mathbf{k}) \left[\frac{1}{(2\pi\hbar)^3} \int d\mathbf{p} d\mathbf{q} \chi_j(\mathbf{p}, \mathbf{q}) e^{\frac{i}{\hbar} \mathbf{p} \cdot \mathbf{x} + \frac{i}{\hbar} \mathbf{q} \cdot \mathbf{y}} \Psi(\mathbf{p}, \mathbf{q}) \right] \\ &= \sum_j w_j(\mathbf{x} - \mathbf{y}) \chi_j(\hat{\mathbf{p}}, \hat{\mathbf{q}}) \left[\frac{1}{(2\pi\hbar)^3} \int d\mathbf{p} d\mathbf{q} e^{\frac{i}{\hbar} \mathbf{p} \cdot \mathbf{x} + \frac{i}{\hbar} \mathbf{q} \cdot \mathbf{y}} \Psi(\mathbf{p}, \mathbf{q}) \right] \\ &= \sum_j w_j(\mathbf{x} - \mathbf{y}) \chi_j(\hat{\mathbf{p}}, \hat{\mathbf{q}}) \Psi(\mathbf{x}, \mathbf{y}) \end{aligned} \quad (8.78)$$

where $\hat{\mathbf{p}} = -i\hbar(d/d\mathbf{x})$ and $\hat{\mathbf{q}} = -i\hbar(d/d\mathbf{y})$ are differential operators, i.e., position-space representations (5.41) of the momentum operators of the two particles. Expression (8.78) then demonstrates that interaction $d^\dagger a^\dagger da$ can be always represented as a general 2-particle potential depending on the distance between particles and their momenta. We will use equation (8.78) in our derivation of 2-particle RQD potentials in subsection 12.1.2.

8.2.9 Cluster separability in the Fock space

We know that a cluster separable interaction potential can be constructed as a sum of smooth potentials (6.49) depending on particle observables (positions,

²⁵see equation (B.7)

²⁶For example, a series of this form can be obtained by writing a Taylor expansion with respect to the variable \mathbf{k} with χ_j being the coefficients depending on \mathbf{p} and \mathbf{q} .

momenta, and spins). However, this notation is very inconvenient to use in the Fock space, because such sums have rather different forms in different Fock sectors. For example, the Coulomb interaction has the form (6.47) in the 2-particle sector and the form (6.48) in the 3-particle sector. This notational difference for inter-particle interactions is very inconvenient. It would be more preferable to have a unique formula, which remains valid in all N -particle sectors. Fortunately, it is easy to satisfy cluster separability within our standard notation (8.49) - (8.50). We just need to make sure that factors D_{NM} are smooth functions of particle momenta.²⁷

Let us verify this statement on a simple example. We are going to find out how the 2-particle potential (8.70)²⁸ acts in the 3-particle (one proton and two electrons) sector of the Fock space $\mathcal{H}(2, 0, 1, 0, 0)$ where state vectors have the form

$$|\Psi\rangle = \int d\mathbf{p}d\mathbf{q}_1d\mathbf{q}_2\psi(\mathbf{p}, \mathbf{q}_1, \mathbf{q}_2)d_{\mathbf{p}}^\dagger a_{\mathbf{q}_1}^\dagger a_{\mathbf{q}_2}^\dagger |0\rangle \quad (8.79)$$

Applying operator (8.70) to this state vector we obtain

$$\begin{aligned} & \hat{V}|\Psi\rangle \\ = & \int d\mathbf{p}'d\mathbf{q}'d\mathbf{k} \int d\mathbf{p}d\mathbf{q}_1d\mathbf{q}_2 V(\mathbf{p}', \mathbf{q}', \mathbf{k})\psi(\mathbf{p}, \mathbf{q}_1, \mathbf{q}_2)d_{\mathbf{p}'}^\dagger a_{\mathbf{q}'}^\dagger d_{\mathbf{p}'-\mathbf{k}} a_{\mathbf{q}'+\mathbf{k}} d_{\mathbf{p}}^\dagger a_{\mathbf{q}_1}^\dagger a_{\mathbf{q}_2}^\dagger |0\rangle \end{aligned} \quad (8.80)$$

The product of particle operators acting on the vacuum state can be normally ordered as

$$\begin{aligned} & d_{\mathbf{p}'}^\dagger a_{\mathbf{q}'}^\dagger d_{\mathbf{p}'-\mathbf{k}} a_{\mathbf{q}'+\mathbf{k}} d_{\mathbf{p}}^\dagger a_{\mathbf{q}_1}^\dagger a_{\mathbf{q}_2}^\dagger |0\rangle \\ = & -d_{\mathbf{p}}^\dagger a_{\mathbf{q}'}^\dagger d_{\mathbf{p}}^\dagger a_{\mathbf{q}_1}^\dagger a_{\mathbf{q}_2}^\dagger d_{\mathbf{p}'-\mathbf{k}} a_{\mathbf{q}'+\mathbf{k}} |0\rangle + \delta(\mathbf{p}' - \mathbf{k} - \mathbf{p})d_{\mathbf{p}'}^\dagger a_{\mathbf{q}'}^\dagger a_{\mathbf{q}'+\mathbf{k}} a_{\mathbf{q}_1}^\dagger a_{\mathbf{q}_2}^\dagger |0\rangle \\ & -\delta(\mathbf{q}_1 - \mathbf{q}' - \mathbf{k})d_{\mathbf{p}}^\dagger a_{\mathbf{q}'}^\dagger d_{\mathbf{p}}^\dagger a_{\mathbf{q}_2}^\dagger d_{\mathbf{p}'-\mathbf{k}} |0\rangle + \delta(\mathbf{q}_2 - \mathbf{q}' - \mathbf{k})d_{\mathbf{p}}^\dagger a_{\mathbf{q}'}^\dagger d_{\mathbf{p}}^\dagger a_{\mathbf{q}_1}^\dagger d_{\mathbf{p}'-\mathbf{k}} |0\rangle \\ = & \delta(\mathbf{p}' - \mathbf{k} - \mathbf{p})\delta(\mathbf{q}_1 - \mathbf{q}' - \mathbf{k})d_{\mathbf{p}}^\dagger a_{\mathbf{q}'}^\dagger a_{\mathbf{q}_2}^\dagger |0\rangle - \delta(\mathbf{q}_2 - \mathbf{q}' - \mathbf{k})\delta(\mathbf{p}' - \mathbf{k} - \mathbf{p})d_{\mathbf{p}'}^\dagger a_{\mathbf{q}'}^\dagger a_{\mathbf{q}_1}^\dagger |0\rangle \end{aligned}$$

²⁷see section 4 in [Wei95].

²⁸As a concrete example, it is instructive to choose the Coulomb interaction (8.76) in these calculations.

Inserting this result in (8.80) we obtain

$$\begin{aligned}
& \hat{V}|\Psi\rangle \\
&= \int d\mathbf{k}d\mathbf{p}d\mathbf{q}_1d\mathbf{q}_2V(\mathbf{k}+\mathbf{p},\mathbf{q}_1-\mathbf{k},\mathbf{k})\psi(\mathbf{p},\mathbf{q}_1,\mathbf{q}_2)d_{\mathbf{k}+\mathbf{p}}^\dagger a_{\mathbf{q}_1-\mathbf{k}}^\dagger a_{\mathbf{q}_2}^\dagger|0\rangle \\
&\quad - \int d\mathbf{k}d\mathbf{p}d\mathbf{q}_1d\mathbf{q}_2V(\mathbf{k}+\mathbf{p},\mathbf{q}_2-\mathbf{k},\mathbf{k})\psi(\mathbf{p},\mathbf{q}_1,\mathbf{q}_2)d_{\mathbf{k}+\mathbf{p}}^\dagger a_{\mathbf{q}_2-\mathbf{k}}^\dagger a_{\mathbf{q}_1}^\dagger|0\rangle \\
&= \int d\mathbf{p}d\mathbf{q}_1d\mathbf{q}_2\left(\int d\mathbf{k}V(\mathbf{p},\mathbf{q}_1,\mathbf{k})\psi(\mathbf{p}-\mathbf{k},\mathbf{q}_1+\mathbf{k},\mathbf{q}_2)\right. \\
&\quad \left. + \int d\mathbf{k}V(\mathbf{p},\mathbf{q}_2,\mathbf{k})\psi(\mathbf{p}-\mathbf{k},\mathbf{q}_1,\mathbf{q}_2+\mathbf{k})\right)d_{\mathbf{p}}^\dagger a_{\mathbf{q}_1}^\dagger a_{\mathbf{q}_2}^\dagger|0\rangle \tag{8.81}
\end{aligned}$$

Comparing this with equation (8.72) we see that, as expected from the condition of cluster separability, the two-particle interaction in the three-particle sector separates in two terms. One term acts on the pair of variables $(\mathbf{p}, \mathbf{q}_1)$. The other term acts on variables $(\mathbf{p}, \mathbf{q}_2)$.

Removing the electron 2 to infinity is equivalent to multiplying the momentum-space wave function $\psi(\mathbf{p}, \mathbf{q}_1, \mathbf{q}_2)$ by $\exp(\frac{i}{\hbar}\mathbf{q}_2\mathbf{a})$ where $\mathbf{a} \rightarrow \infty$. The action of V on such a wave function²⁹ is

$$\begin{aligned}
& \lim_{\mathbf{a} \rightarrow \infty} \left[\int d\mathbf{k}V(\mathbf{p}, \mathbf{q}_1, \mathbf{k})\psi(\mathbf{p}-\mathbf{k}, \mathbf{q}_1+\mathbf{k}, \mathbf{q}_2)e^{\frac{i}{\hbar}\mathbf{q}_2\mathbf{a}} \right. \\
& \quad \left. + \int d\mathbf{k}V(\mathbf{p}, \mathbf{q}_2, \mathbf{k})\psi(\mathbf{p}-\mathbf{k}, \mathbf{q}_1, \mathbf{q}_2+\mathbf{k})e^{\frac{i}{\hbar}(\mathbf{q}_2+\mathbf{k})\mathbf{a}} \right]
\end{aligned}$$

In the limit $\mathbf{a} \rightarrow \infty$ the exponent in the integrand of the second term is a rapidly oscillating function of \mathbf{k} . If the coefficient function $V(\mathbf{p}, \mathbf{q}, \mathbf{k})$ is a smooth function of \mathbf{k} then the integral on \mathbf{k} is zero due to the Riemann-Lebesgue lemma B.1. Therefore, only the interaction proton - electron(1) does not vanish

$$\begin{aligned}
& \lim_{\mathbf{a} \rightarrow \infty} \hat{V}e^{\frac{i}{\hbar}\mathbf{q}_2\mathbf{a}}|\Psi\rangle \\
&= \lim_{\mathbf{a} \rightarrow \infty} \int d\mathbf{p}d\mathbf{q}_1d\mathbf{q}_2\left(\int d\mathbf{k}V(\mathbf{p}, \mathbf{q}_1, \mathbf{k})\psi(\mathbf{p}-\mathbf{k}, \mathbf{q}_1+\mathbf{k}, \mathbf{q}_2)\right)e^{\frac{i}{\hbar}\mathbf{q}_2\mathbf{a}}d_{\mathbf{p}}^\dagger a_{\mathbf{q}_1}^\dagger a_{\mathbf{q}_2}^\dagger|0\rangle \\
&= \left(\lim_{\mathbf{a} \rightarrow \infty} \int d\mathbf{q}_2e^{\frac{i}{\hbar}\mathbf{q}_2\mathbf{a}}a_{\mathbf{q}_2}^\dagger|0\rangle\right)\left(\int d\mathbf{p}d\mathbf{q}_1d\mathbf{k}V(\mathbf{p}, \mathbf{q}_1, \mathbf{k})\psi(\mathbf{p}-\mathbf{k}, \mathbf{q}_1+\mathbf{k}, \mathbf{q}_2)d_{\mathbf{p}}^\dagger a_{\mathbf{q}_1}^\dagger|0\rangle\right)
\end{aligned}$$

²⁹i.e., the term in parentheses in (8.81)

Comparing this with equation (8.72), we see that the spatial translation of the electron 2 results in a state in which the remote electron 2 coexists with the interacting subsystem “proton + electron 1”. This demonstrates that \hat{V} is a cluster separable potential.

For general potentials (8.49) - (8.50) with smooth coefficient functions the above arguments can be repeated: If some particles are removed to infinity such potentials automatically separate into sums of smooth terms, as required by cluster separability. Therefore,

Statement 8.7 (cluster separability) *The cluster separability of the general interaction (8.49) is guaranteed if coefficient functions D_{NM} of all interaction potentials V_{NM} are smooth functions of momenta.*

The power of this statement is that when expressing interacting potentials through particle operators in the momentum representation (as in (8.50)) we have a very simple criterion of cluster separability: the coefficient functions must be smooth, i.e., they should not contain singular factors, like delta functions.³⁰ This demonstrates the great advantage of writing interactions in terms of particle (creation and annihilation) operators (8.50) instead of particle (position and momentum) observables, as in section 6.3.³¹

8.3 A toy model theory

Before considering real QED interactions in the next chapter, in this section we are going to perform a warm-up exercise. We will introduce a simple yet quite realistic model theory with variable number of particles in the Fock space. In this theory, the perturbation expansion of the S -operator can be evaluated with minimal efforts, in particular, with the help of a convenient *diagram technique*.

8.3.1 Fock space and Hamiltonian

The toy model introduced here is a rough approximation to QED. No particle-antiparticle pair creation is allowed. So, for simplicity we will ignore all other

³⁰This is the reason why cluster separable potentials were called *smooth* in subsection 6.3.4.

³¹ Recall that in subsection 6.3.6 it was a very non-trivial matter to ensure the cluster separability for interaction potentials written in terms of particle observables even in a simplest 3-particle system.

types of particles except electrons and photons. The relevant part of the Fock space is a direct sum of electron-photon sectors like those described in formulas (8.2) - (8.10). We will also assume that interaction does not affect the electron spin and photon polarization degrees of freedom, so the corresponding labels will be omitted. Then relevant (anti)commutation relations of particle operators can be taken from (8.22) - (8.25)

$$\{a_{\mathbf{p}}, a_{\mathbf{p}'}^\dagger\} = \delta(\mathbf{p} - \mathbf{p}') \quad (8.82)$$

$$[c_{\mathbf{p}}, c_{\mathbf{p}'}^\dagger] = \delta(\mathbf{p} - \mathbf{p}') \quad (8.83)$$

$$\{a_{\mathbf{p}}, a_{\mathbf{p}'}\} = \{a_{\mathbf{p}}^\dagger, a_{\mathbf{p}'}^\dagger\} = 0 \quad (8.84)$$

$$[c_{\mathbf{p}}, c_{\mathbf{p}'}] = [c_{\mathbf{p}}^\dagger, c_{\mathbf{p}'}^\dagger] = 0 \quad (8.85)$$

$$[a_{\mathbf{p}}^\dagger, c_{\mathbf{p}'}^\dagger] = [a_{\mathbf{p}}^\dagger, c_{\mathbf{p}'}] = [a_{\mathbf{p}}, c_{\mathbf{p}'}^\dagger] = [a_{\mathbf{p}}, c_{\mathbf{p}'}] = 0$$

The full Hamiltonian

$$H = H_0 + V_1 \quad (8.86)$$

as usual, is the sum of the free Hamiltonian

$$H_0 = \int d\mathbf{p} \omega_{\mathbf{p}} a_{\mathbf{p}}^\dagger a_{\mathbf{p}} + c \int d\mathbf{k} k c_{\mathbf{k}}^\dagger c_{\mathbf{k}}$$

and interaction, which we choose in the following *unphys* form

$$V_1 = \frac{e\hbar}{(2\pi\hbar)^{3/2}} \int \frac{d\mathbf{p}d\mathbf{k}}{\sqrt{ck}} a_{\mathbf{p}}^\dagger c_{\mathbf{k}}^\dagger a_{\mathbf{p}+\mathbf{k}} + \frac{e\hbar}{(2\pi\hbar)^{3/2}} \int \frac{d\mathbf{p}d\mathbf{k}}{\sqrt{ck}} a_{\mathbf{p}}^\dagger a_{\mathbf{p}-\mathbf{k}} c_{\mathbf{k}} \quad (8.87)$$

The *coupling constant* e is equal to the absolute value of the electron's charge. Here and in what follows the *perturbation order* of an operator (= the power of the coupling constant e in the operator) is shown by the subscript. For example, the free Hamiltonian H_0 does not depend on e , so it is of zero perturbation order; the perturbation order of V_1 is one, etc.

The above theory satisfies conservation laws

$$[H, \mathbf{P}_0] = [H, \mathbf{J}_0] = [H, Q] = 0$$

where operators \mathbf{P}_0 , \mathbf{J}_0 , and Q refer to the total momentum, total angular momentum operator and total electric charge, respectively

$$\begin{aligned}\mathbf{P}_0 &= \int d\mathbf{p} \mathbf{p} (a_{\mathbf{p}}^\dagger a_{\mathbf{p}} + c_{\mathbf{p}}^\dagger c_{\mathbf{p}}) \\ Q &= -e \int d\mathbf{p} a_{\mathbf{p}}^\dagger a_{\mathbf{p}}\end{aligned}$$

The number of electrons is conserved, due to the conservation of charge, but the number of photons can vary without limitations. So, this theory can describe important processes of the photon emission and absorption.

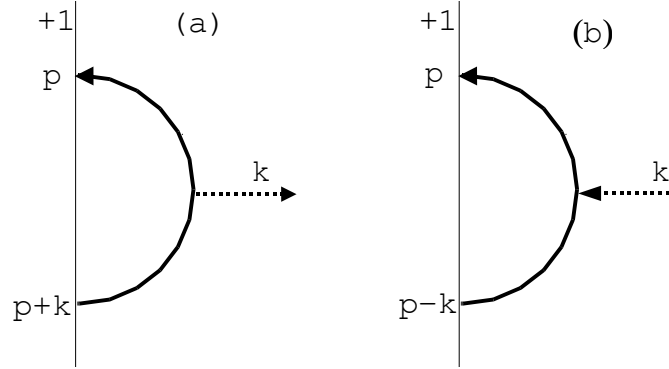
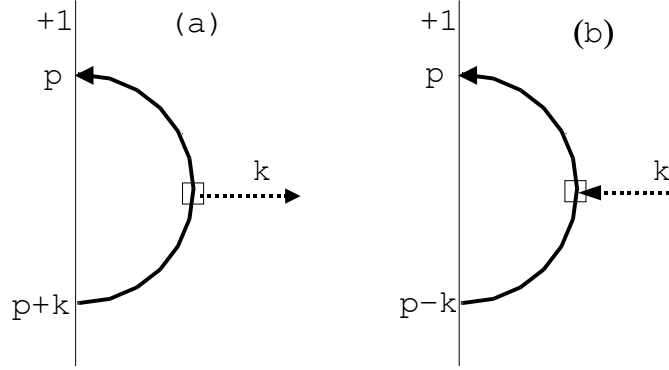
However, our toy model has a major drawback: This model is not Poincaré invariant. This means that we cannot construct an interacting boost operator \mathbf{K} such that the Poincaré commutation relations with H , \mathbf{P}_0 , and \mathbf{J}_0 are satisfied. In this section we will tolerate the lack of invariance, but in chapter 9 we will show how the Poincaré invariance can be satisfied in a more comprehensive theory (QED) which includes both particles and antiparticles.

8.3.2 Drawing a diagram in the toy model

In this subsection we would like to introduce a diagram technique which would greatly facilitate perturbative calculations of scattering operators (7.20) - (7.22). Let us graphically represent each term in the interaction potential (8.87) as a *vertex* (see Fig. 8.2). Each particle operator in V_1 is represented as an oriented *line* or arrow. The line corresponding to an annihilation operator enters the vertex and the line corresponding to a creation operator leaves the vertex. Electron lines are shown by full arcs and photon lines are shown by dashed arrows on the diagram. Each line is marked with the momentum label of the corresponding particle operator. Free ends of the electron lines are attached to the vertical electron “order bar” on the left hand side of the diagram. The order of these *external lines* (from bottom to top of the order bar) corresponds to the order of electron particle operators in the potential (from right to left). An additional numerical factor is indicated in the upper left corner of the diagram.

The t -integral

$$\underline{V}_1 = -\frac{e\hbar}{(2\pi\hbar)^{3/2}} \int \frac{d\mathbf{p}d\mathbf{k}}{\sqrt{ck}} \frac{a_{\mathbf{p}}^\dagger c_{\mathbf{k}}^\dagger a_{\mathbf{p}+\mathbf{k}}}{\omega_{\mathbf{p}} + ck - \omega_{\mathbf{p}+\mathbf{k}}}$$

Figure 8.2: Diagram representation of the interaction operator V_1 .Figure 8.3: Diagram representation of the t -integral $\underline{V_1(t)}$.

$$-\frac{e\hbar}{(2\pi\hbar)^{3/2}} \int \frac{d\mathbf{p}d\mathbf{k}}{\sqrt{ck}} \frac{a_{\mathbf{p}}^\dagger a_{\mathbf{p}-\mathbf{k}} c_{\mathbf{k}}}{\omega_{\mathbf{p}} - ck - \omega_{\mathbf{p}-\mathbf{k}}} \quad (8.88)$$

differs from V_1 only by the factor $-E_{V_1}^{-1}$ (see equation (8.61)), which is represented in the diagram 8.3 by drawing a box that crosses all external lines. A line entering (leaving) the box contributes its energy with the negative (positive) sign to the energy function E_{V_1} .

In order to calculate the Σ -operator (7.22) in the 2nd perturbation order we need products $V_1 \underline{V_1}$. The diagram corresponding to the product of two diagrams AB is obtained by simply placing the diagram B below the diagram A and attaching external electron lines of both diagrams to the same order bar. For example, the diagram for the product of the second term in (8.87) (Fig. 8.2(b)) and the first term in (8.88) (Fig. 8.3(a))

$$V_1 \underline{V_1} \propto (a_{\mathbf{p}}^\dagger a_{\mathbf{p}-\mathbf{k}} c_{\mathbf{k}})(a_{\mathbf{q}}^\dagger c_{\mathbf{k}'}^\dagger a_{\mathbf{q}+\mathbf{k}'}) + \dots \quad (8.89)$$

is shown in Fig. 8.4(a).³² This product should be further converted to the normal form, i.e., all creation operators should be moved to the left. On the diagram, the movement of creation operators from right to left is represented by the movement of free outward pointing arrows upward, so that at the end of this process all outgoing lines are positioned below incoming lines. Due to anticommutation relations (8.82) and (8.84), each exchange of positions of electron particle operators (full lines in the diagram) changes the total sign of the expression. Each permutation of annihilation and creation operators (incoming and outgoing lines, respectively) of similar particles creates an additional expression, which corresponds to delta functions on the right hand sides of (8.82) and (8.83). We represent these additional terms by diagrams in which the swapped lines are joined together forming *internal lines* that directly connects two vertices.

Applying these rules to (8.89), we first move the photon operators to rightmost positions, move the operator $a_{\mathbf{q}}^\dagger$ to the leftmost position, and add another term due to the anticommutator $\{a_{\mathbf{p}-\mathbf{k}}, a_{\mathbf{q}}^\dagger\} = \delta(\mathbf{q} - \mathbf{p} + \mathbf{k})$.

$$\begin{aligned} V_1 \underline{V_1} &\propto a_{\mathbf{q}}^\dagger a_{\mathbf{p}}^\dagger a_{\mathbf{p}-\mathbf{k}} a_{\mathbf{q}+\mathbf{k}'} c_{\mathbf{k}} c_{\mathbf{k}'}^\dagger + \delta(\mathbf{q} - \mathbf{p} + \mathbf{k}) a_{\mathbf{p}}^\dagger a_{\mathbf{q}+\mathbf{k}'} c_{\mathbf{k}} c_{\mathbf{k}'}^\dagger \\ &= a_{\mathbf{q}}^\dagger a_{\mathbf{p}}^\dagger a_{\mathbf{p}-\mathbf{k}} a_{\mathbf{q}+\mathbf{k}'} c_{\mathbf{k}} c_{\mathbf{k}'}^\dagger + a_{\mathbf{p}}^\dagger a_{\mathbf{p}-\mathbf{k}+\mathbf{k}'} c_{\mathbf{k}} c_{\mathbf{k}'}^\dagger + \dots \end{aligned} \quad (8.90)$$

Expression (8.90) is represented by two diagrams 8.4(b) and 8.4(c). In the diagram 8.4(b) the electron line marked \mathbf{q} has been moved to the top of the electron order bar. In the diagram 8.4(c) the product $\delta(\mathbf{q} - \mathbf{p} + \mathbf{k})$ and the integration by \mathbf{q} are represented by joining or *pairing* the incoming electron line carrying momentum $\mathbf{p} - \mathbf{k}$ with the outgoing electron line carrying momentum \mathbf{q} . This produces an internal electron line carrying momentum $\mathbf{p} - \mathbf{k}$ between two vertices.

In the expression (8.90), electron operators are in the normal order, however, photon operators are not there yet. The next step is to change the order of photon operators

³²By convention, we will place free ends of photon external lines on the right hand side of the diagram. The order of these free ends (from top to bottom of the diagram) will correspond to the order of photon particle operators in the expression (from left to right). For example, in Fig. 8.4(a) the incoming photon line is above the outgoing photon line, which corresponds to the order cc^\dagger of photon operators in (8.89).

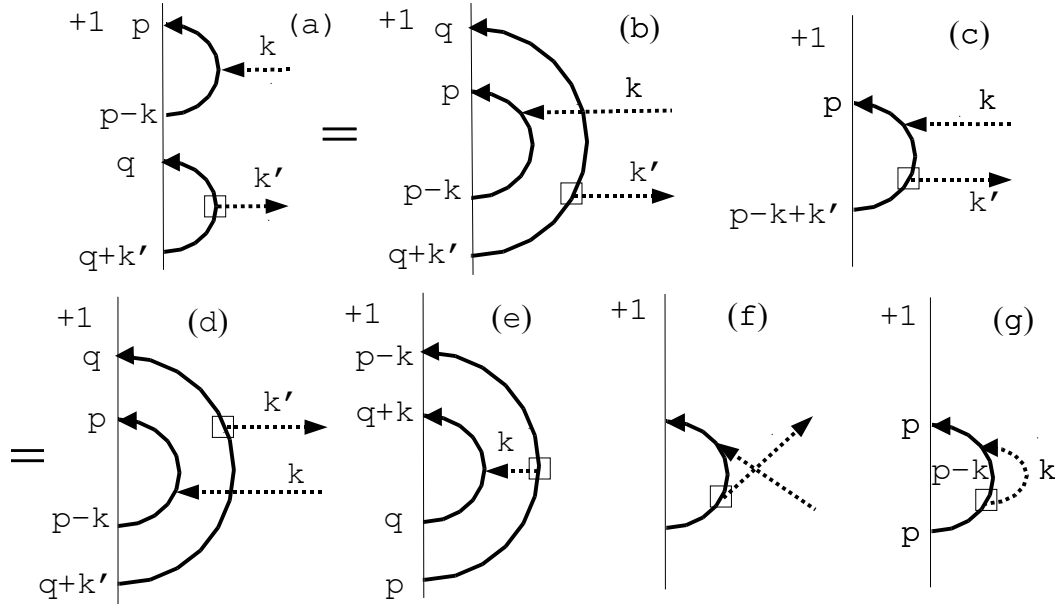


Figure 8.4: The normal product of operators in Fig. 8.2(b) and 8.3(a).

$$\begin{aligned}
 \underline{V_1 V_1} &\propto a_q^\dagger a_p^\dagger c_{k'}^\dagger a_{p-k} a_{q+k'} c_k + a_q^\dagger a_p^\dagger a_{p-k} a_{q+k'} \delta(\mathbf{k}' - \mathbf{k}) \\
 &\quad + a_p^\dagger c_{k'}^\dagger a_{p-k+k'} c_k + a_p^\dagger a_{p-k+k'} \delta(\mathbf{k}' - \mathbf{k}) + \dots \\
 &= a_q^\dagger a_p^\dagger c_{k'}^\dagger a_{p-k} a_{q+k'} c_k + a_q^\dagger a_p^\dagger a_{p-k} a_{q+k} \\
 &\quad + a_p^\dagger c_{k'}^\dagger a_{p-k+k'} c_k + a_p^\dagger a_p + \dots
 \end{aligned} \tag{8.91}$$

The normal ordering of photon operators in 8.4(b) yields diagrams 8.4(d) and 8.4(e) according to equation (8.83). Diagrams 8.4(f) and 8.4(g) are obtained from 8.4(c) in a similar way.

8.3.3 Reading a diagram in the toy model

With the above diagram rules and some practice, one can perform calculations of scattering operators (7.21) and (7.22) much easier than in the usual algebraic way. During these diagram manipulations we, actually, do not need to keep track of the momentum labels of lines. The algebraic expression of the result can be easily restored from an unlabeled diagram by following these steps:

- (I) Assign a distinct momentum label to each external line, except one, whose momentum is obtained from the (momentum conservation) condition that the sum of all incoming external momenta minus the sum of all outgoing external momenta is zero.
- (II) Assign momentum labels to internal lines so that the momentum conservation law is satisfied at each vertex: The sum of momenta of lines entering the vertex is equal to the sum of momenta of outgoing lines. If there are *loops*, one needs to introduce new independent *loop momenta*³³
- (III) Read external lines from top to bottom of the diagram and write corresponding particle operators from left to right.³⁴ Do it first for electron lines and then for photon lines.
- (IV) For each box, write a factor $(E_f - E_i)^{-1}$, where E_f is the sum of energies of particles going out of the box and E_i is the sum of energies of particles coming into the box.
- (V) For each vertex introduce a factor $\frac{e\hbar}{\sqrt{(2\pi\hbar)^3 ck}}$, where \mathbf{k} is the momentum of the photon line attached to the vertex.
- (VI) Integrate the obtained expression by all independent external momenta and loop momenta.

8.3.4 Electron-electron scattering

Let us now try to extract some physical information from the above theory. We will calculate low order terms in the perturbation expansion (7.22) for the Σ -operator

$$\Sigma_1 = V_1 \tag{8.92}$$

$$\Sigma_2 = (V_1 \underline{V_1})^{unp} + (V_1 \underline{V_1})^{ph} + (V_1 \underline{V_1})^{ren} \tag{8.93}$$

To obtain corresponding contributions to the S -operator we need to take t -integrals

³³see diagram 8.4(g) in which \mathbf{k} is the loop momentum.

³⁴Incoming lines correspond to annihilation operators; outgoing lines correspond to creation operators.

$$S = 1 + \underbrace{\Sigma_1}_{\text{unphys}} + \underbrace{\Sigma_2}_{\text{unphys}} + \dots$$

Note that the right hand side of (8.92) and the first term on the right hand side of (8.93) are *unphys*, so, due to equation (8.64), they do not contribute to the S -operator. For now, we also ignore the contribution of the *renorm* term in (8.93).³⁵ Then we obtain in the 2nd perturbation order

$$S_2 = \underbrace{(V_1 V_1)^{ph}}_{\text{unphys}} + \dots \quad (8.94)$$

Operator $V_1 \underline{V}_1$ has several terms corresponding to different scattering processes. Some of them were calculated in subsection 8.3.2. For example, terms of the type $a^\dagger c^\dagger a c$ (see Figs. 8.4(c) and (f)) annihilate an electron and a photon in the initial state and recreate them (with different momenta) in the final state. So, these terms describe the electron-photon (Compton) scattering. Let us consider in more detail the electron-electron scattering term $a^\dagger a^\dagger a a$ described by the diagram in Fig. 8.4(e). According to the rules (I) - (VII), this diagram can be written algebraically as

$$\text{Fig.8.4(e)} = \frac{\hbar^2 e^2 c}{(2\pi\hbar)^3} \int \frac{d\mathbf{p} d\mathbf{q} d\mathbf{k}}{k(c k + \omega_{\mathbf{p}-\mathbf{k}} - \omega_{\mathbf{p}})} a_{\mathbf{p}-\mathbf{k}}^\dagger a_{\mathbf{q}+\mathbf{k}}^\dagger a_{\mathbf{p}} a_{\mathbf{q}}$$

The t -integral of this expression is

$$\begin{aligned} & \underbrace{\text{Fig.8.4(e)}} \\ &= -\frac{2\pi i e^2 \hbar^2 c}{(2\pi\hbar)^3} \int d\mathbf{p} d\mathbf{q} d\mathbf{k} \frac{\delta(\omega_{\mathbf{p}-\mathbf{k}} + \omega_{\mathbf{q}+\mathbf{k}} - \omega_{\mathbf{p}} - \omega_{\mathbf{q}})}{k(c k + \omega_{\mathbf{p}-\mathbf{k}} - \omega_{\mathbf{p}})} a_{\mathbf{p}-\mathbf{k}}^\dagger a_{\mathbf{q}+\mathbf{k}}^\dagger a_{\mathbf{p}} a_{\mathbf{q}} \end{aligned} \quad (8.95)$$

The delta function in (8.95) expresses the conservation of energy in the scattering process. We will also say that expression (8.95) is non-zero only on the *energy shell*, which is defined as a solution of the equation

³⁵In fact, in a more consistent theory the *renorm* term $(V_1 \underline{V}_1)^{ren}$ should have been canceled by a renormalization counterterm, as will be discussed in chapter 10.

$$\omega_{\mathbf{p}-\mathbf{k}} + \omega_{\mathbf{q}+\mathbf{k}} = \omega_{\mathbf{q}} + \omega_{\mathbf{p}}$$

In the non-relativistic approximation ($p, q \ll mc$)

$$\omega_{\mathbf{p}} \equiv \sqrt{p^2 c^2 + m^2 c^4} \approx mc^2 + \frac{p^2}{2m} \quad (8.96)$$

Then in the limit of small momentum transfer ($k \ll mc$) the denominator in (8.95) can be approximated as

$$\begin{aligned} k(ck + \omega_{\mathbf{p}-\mathbf{k}} - \omega_{\mathbf{p}}) &\approx k \left(ck + mc^2 + \frac{(\mathbf{p}-\mathbf{k})^2}{2m} - mc^2 - \frac{p^2}{2m} \right) \\ &\approx ck^2 \end{aligned} \quad (8.97)$$

Substituting this result in (8.95), we obtain the second order contribution to the S -operator

$$S_2[a^\dagger a^\dagger aa] \approx -\frac{ie^2}{4\pi^2 \hbar} \int d\mathbf{p} d\mathbf{q} d\mathbf{k} \frac{\delta(\omega_{\mathbf{p}-\mathbf{k}} + \omega_{\mathbf{q}+\mathbf{k}} - \omega_{\mathbf{q}} - \omega_{\mathbf{p}})}{k^2} a_{\mathbf{p}-\mathbf{k}}^\dagger a_{\mathbf{q}+\mathbf{k}}^\dagger a_{\mathbf{q}} a_{\mathbf{p}} \quad (8.98)$$

8.3.5 Effective potential

We have discussed in subsection 7.2.1 that the same scattering matrix can correspond to different total Hamiltonians with different interaction potentials. Here we would like to demonstrate this idea by constructing the following 2nd order *effective interaction* between our model electrons

$$V_{2eff} = \frac{e^2}{(2\pi)^3 \hbar} \int \frac{d\mathbf{p} d\mathbf{q} d\mathbf{k}}{k^2} a_{\mathbf{p}-\mathbf{k}}^\dagger a_{\mathbf{q}+\mathbf{k}}^\dagger a_{\mathbf{q}} a_{\mathbf{p}} \quad (8.99)$$

With this interaction the 2nd order amplitude for electron-electron scattering is obtained by the usual formula (7.20), keeping only the first term in F

$$\begin{aligned}
S_{2eff} &= \underbrace{V_{2eff}} \\
&= -\frac{ie^2}{4\pi^2\hbar} \int d\mathbf{p}d\mathbf{q}d\mathbf{k} \frac{\delta(\omega_{\mathbf{p}-\mathbf{k}} + \omega_{\mathbf{q}+\mathbf{k}} - \omega_{\mathbf{q}} - \omega_{\mathbf{p}})}{k^2} a_{\mathbf{p}-\mathbf{k}}^\dagger a_{\mathbf{q}+\mathbf{k}}^\dagger a_{\mathbf{q}} a_{\mathbf{p}}
\end{aligned}$$

This is the same result as (8.98), in spite of the fact that the new *effective* Hamiltonian $H_0 + V_{2eff}$ is completely different from the original Hamiltonian (8.86). In particular, it is important to note that interaction (8.99) is *phys*, while (8.87) is *unphys*. The replacement of an *unphys* interaction with a scattering-equivalent effective *phys* potential is the central idea of the “dressed particle” approach to quantum field theory that will be introduced in chapter 11.

From equations (8.75) and (B.7) it follows that interaction (8.99) corresponds to the ordinary position-space Coulomb potential³⁶

$$w(\mathbf{r}) = \frac{e^2}{(2\pi)^3\hbar} \int d\mathbf{k} \frac{e^{i\mathbf{k}\mathbf{r}}}{k^2} = \frac{e^2}{4\pi r} \quad (8.100)$$

So, our toy model is quite realistic.

8.4 Diagrams in a general theory

8.4.1 Properties of products and commutators

The diagrammatic approach developed for the toy model above can be easily extended to interactions in the general form (8.49): Each potential V_{NM} with N creation operators and M annihilation operators can be represented by a vertex with N outgoing and M incoming lines. In calculations of scattering operators (7.21) and (7.22) we meet products of such potentials.³⁷

$$Y = V^{(1)}V^{(2)} \dots V^{(\mathcal{V})} \quad (8.101)$$

As explained in subsection 8.2.2, we should bring these products to the normal order. The normal ordering transforms (8.101) into a sum of terms $y^{(j)}$

³⁶see also equation (8.77)

³⁷ \mathcal{V} is the number of potentials in the product.

$$Y = \sum_j y^{(j)} \quad (8.102)$$

each of which can be described by a diagram with \mathcal{V} vertices.

Each potential $V^{(i)}$ in the product (8.101) is of the standard form (8.50) has $N^{(i)}$ creation operators, $M^{(i)}$ annihilation operators, and $N^{(i)} + M^{(i)}$ momentum integrals. Then each term $y^{(j)}$ in the expansion (8.102) has

$$\mathcal{N} = \sum_{i=1}^{\mathcal{V}} (N^{(i)} + M^{(i)}) \quad (8.103)$$

integrals and independent momentum integration variables. This term also has a product of \mathcal{V} delta functions, which express the conservation of the total momentum in each of the factors $V^{(i)}$. In the process of normal ordering of the product (8.101), a certain number of pairs of external lines in the factors $V^{(i)}$ have to be joined together to make internal lines and to introduce additional delta-functions. Let us denote by \mathcal{I} the number of such delta functions in $y^{(j)}$. Then the total number of delta functions in $y^{(j)}$ is

$$N_\delta = \mathcal{V} + \mathcal{I} \quad (8.104)$$

and the number of external lines is

$$\mathcal{E} = \mathcal{N} - 2\mathcal{I} \quad (8.105)$$

The terms $y^{(j)}$ in the normally ordered product (8.102) can be either *disconnected* or *connected*. In the latter case there is a continuous sequence (path) of internal lines connecting any two vertices. In the former case such a path does not exist, and the diagram splits into several separated pieces.

For illustration consider a product of two potentials $V^{(1)} = V_1$ and $V^{(2)} = \underline{V}_1$ from our example (8.89). The expansion of this product into a sum of normally ordered terms is shown diagrammatically in Figures 8.4(d) - (g)

$$V^{(1)}V^{(2)} = \sum_j y^{(j)} \quad (8.106)$$

There is only one disconnected term 8.4(d) in the sum on the right hand side. Let us denote this term $y^{(0)} \equiv (V^{(1)}V^{(2)})_{disc}$. This is the term in which the

factors from the original product are simply rearranged and no pairings are introduced. All other terms $y^{(1)}, y^{(2)}, \dots$ on the right hand side of (8.106)(d) are connected, because they have at least one pairing. These pairings are represented in diagrams 8.4(e) - (g) by one or more internal lines connecting vertices $V^{(1)}$ and $V^{(2)}$.

Lemma 8.8 *The disconnected part of a product of two connected bosonic operators³⁸ does not depend on the order of the product*

$$(V^{(1)}V^{(2)})_{disc} = (V^{(2)}V^{(1)})_{disc} \quad (8.107)$$

Proof. Operators $V^{(1)}V^{(2)}$ and $V^{(2)}V^{(1)}$ differ only by the order of particle operators. So, after all particle operators are brought to the normal order in $(V^{(1)}V^{(2)})_{disc}$ and $(V^{(2)}V^{(1)})_{disc}$, they may differ, at most, by a sign. So, our goal is to show that this sign is plus (+). Any reordering of boson particle operators does not affect the sign of an expression, so for our proof we do not need to pay attention to creation and annihilation operators of bosons in the two factors. Let us now focus only on fermion particle operators in $V^{(1)}$ and $V^{(2)}$. For simplicity, we will assume that only electron and/or positron particle operators are present in $V^{(1)}$ and $V^{(2)}$. The inclusion of the proton and antiproton operators will not change anything in this proof, except its length. For the two factors $V^{(i)}$ (where $i = 1, 2$) let us denote $N_e^{(i)}$ the numbers of electron creation operators, $N_p^{(i)}$ the numbers of positron creation operators, $M_e^{(i)}$ the numbers of electron annihilation operators, and $M_p^{(i)}$ the numbers of positron annihilation operators. Taking into account that $V^{(i)}$ are assumed to be normally ordered, we may formally write

$$\begin{aligned} V^{(1)} &\propto [N_e^{(1)}][N_p^{(1)}][M_e^{(1)}][M_p^{(1)}] \\ V^{(2)} &\propto [N_e^{(2)}][N_p^{(2)}][M_e^{(2)}][M_p^{(2)}] \end{aligned}$$

where the bracket $[N_e^{(1)}]$ denotes the product of $N_e^{(1)}$ electron creation operators from the term $V^{(1)}$, the bracket $[N_p^{(1)}]$ denotes the product of $N_p^{(1)}$ positron creation operators from the term $V^{(1)}$, etc. Then

³⁸As discussed in subsection 8.2.3, all potentials considered in this book are bosonic.

$$V^{(1)}V^{(2)} \propto [N_e^{(1)}][N_p^{(1)}][M_e^{(1)}][M_p^{(1)}][N_e^{(2)}][N_p^{(2)}][M_e^{(2)}][M_p^{(2)}] \quad (8.108)$$

$$V^{(2)}V^{(1)} \propto [N_e^{(2)}][N_p^{(2)}][M_e^{(2)}][M_p^{(2)}][N_e^{(1)}][N_p^{(1)}][M_e^{(1)}][M_p^{(1)}] \quad (8.109)$$

Let us now bring particle operators on the right hand side of (8.109) to the same order as on the right hand side of (8.108). First we move $N_e^{(1)}$ electron creation operators to the leftmost position in the product. This involves $N_e^{(1)}M_e^{(2)}$ permutations with electron annihilation operators from the factor $V^{(2)}$ and $N_e^{(1)}N_e^{(2)}$ permutations with electron creation operators from the factor $V^{(2)}$. Each of these permutations changes the sign of the disconnected term, so the acquired factor is $(-1)^{N_e^{(1)}(N_e^{(2)}+M_e^{(2)})}$.

Next we need to move the $[N_p^{(1)}]$ factor to the second position from the left. The factor acquired after this move is $(-1)^{N_p^{(1)}(N_p^{(2)}+M_p^{(2)})}$. Then we move the factors $[M_e^{(1)}]$ and $[M_p^{(1)}]$ to the third and fourth places in the product, respectively. Finally, the total factor acquired by the expression $(V^{(2)}V^{(1)})_{disc}$ after all its terms are rearranged in the same order as in $(V^{(1)}V^{(2)})_{disc}$ is

$$f = (-1)^{K_e^{(1)}K_e^{(2)}+K_p^{(1)}K_p^{(2)}} \quad (8.110)$$

where we denoted

$$\begin{aligned} K_e^{(i)} &\equiv N_e^{(i)} + M_e^{(i)} \\ K_p^{(i)} &\equiv N_p^{(i)} + M_p^{(i)} \end{aligned}$$

the total (= creation + annihilation) numbers of electron and positron operators, respectively, in the factor $V^{(i)}$. Next, let us show that the power of (-1) in (8.110) is even, so that $f = 1$. Indeed, consider the case when $K_e^{(1)}$ is even and $K_e^{(2)}$ is odd. Then the product $K_e^{(1)}K_e^{(2)}$ is odd. From the bosonic character of $V^{(1)}$ and $V^{(2)}$ it follows that $K_e^{(1)} + K_p^{(1)}$ and $K_e^{(2)} + K_p^{(2)}$ are even numbers. Therefore $K_p^{(1)}$ is odd and $K_p^{(2)}$ is even, so that the product $K_p^{(1)}K_p^{(2)}$ is odd and the total power of (-1) in (8.110) is even.

The same result is obtained for any other assumption about the even/odd character of $K_e^{(1)}$ and $K_e^{(2)}$. This proves (8.107). ■

Theorem 8.9 *A multiple commutator of bosonic potentials is connected.*

Proof. Let us first consider a single commutator of two potentials $V^{(1)}$ and $V^{(2)}$.

$$V^{(1)}V^{(2)} - V^{(2)}V^{(1)} \quad (8.111)$$

According to Lemma 8.8, the disconnected terms $(V^{(1)}V^{(2)})_{disc}$ and $(V^{(2)}V^{(1)})_{disc}$ in the commutator (8.111) are canceled. All other terms in the commutator are connected. This proves the theorem for a single commutator (8.111). Since this commutator is also bosonic, repeating the above arguments by induction, we conclude that all multiple commutators of bosonic operators are connected. ■

Lemma 8.10 *In a connected diagram the number of independent loops is³⁹*

$$\mathcal{L} = \mathcal{I} - \mathcal{V} + 1 \quad (8.112)$$

Proof. If there are \mathcal{V} vertices, they can be connected together without making loops by $\mathcal{V} - 1$ internal lines. Each additional internal line will make one independent loop. Therefore, the total number of independent loops is $\mathcal{I} - (\mathcal{V} - 1)$. ■

An example of a connected diagram is shown in Fig. 8.5. This diagram has $\mathcal{V} = 4$ vertices, $\mathcal{E} = 5$ external lines, $\mathcal{I} = 7$ internal lines, and $\mathcal{L} = 4$ independent loops. This diagram describes a nine-fold momentum integral. Five integration momentum variables correspond to external lines in the diagram: These are two incoming momenta \mathbf{p}_1 , \mathbf{p}_2 , and three outgoing momenta \mathbf{p}_3 , \mathbf{p}_4 and \mathbf{p}_5 . These five integrals/variables are a part of the general expression for the potential (8.50). Four additional integrals are performed by loop momenta \mathbf{p}_6 , \mathbf{p}_7 , \mathbf{p}_8 , and \mathbf{p}_9 . These integrals can be absorbed in the definition of the coefficient function

$$D_{3,2}(\mathbf{p}_3, \mathbf{p}_4, \mathbf{p}_5; \mathbf{p}_1, \mathbf{p}_2) =$$

³⁹Here \mathcal{V} is the number of vertices and \mathcal{I} is the number of internal lines in the diagram.

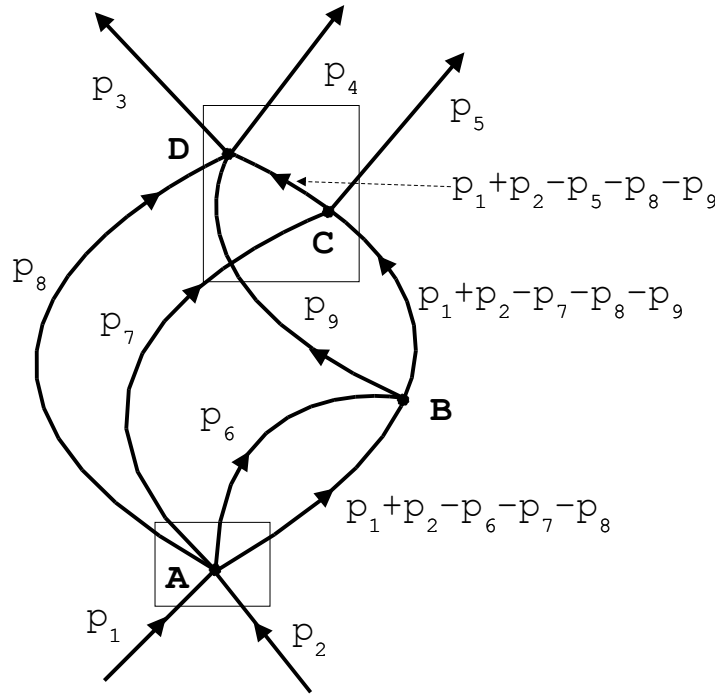


Figure 8.5: A diagram representing one term in the 4-order product of a hypothetical theory. Here we do not draw the order bars as in subsection 8.3.2. However, we draw all outgoing lines on the top of the diagram and all incoming lines at the bottom to indicate that the diagram is normally ordered. Note that all internal lines are oriented upwards because all paired operators (i.e., those operators whose order should be changed by the normal ordering procedure) in the product (8.101) always occur in the order $\alpha\alpha^\dagger$.

$$\begin{aligned}
& \int d\mathbf{p}_6 d\mathbf{p}_7 d\mathbf{p}_8 d\mathbf{p}_9 D_A(\mathbf{p}_6, \mathbf{p}_7, \mathbf{p}_8, \mathbf{p}_1 + \mathbf{p}_2 - \mathbf{p}_6 - \mathbf{p}_7 - \mathbf{p}_8; \mathbf{p}_1, \mathbf{p}_2) \times \\
& D_B(\mathbf{p}_9, \mathbf{p}_1 + \mathbf{p}_2 - \mathbf{p}_7 - \mathbf{p}_8 - \mathbf{p}_9; \mathbf{p}_6, \mathbf{p}_1 + \mathbf{p}_2 - \mathbf{p}_6 - \mathbf{p}_7 - \mathbf{p}_8) \times \\
& D_C(\mathbf{p}_5, \mathbf{p}_1 + \mathbf{p}_2 - \mathbf{p}_5 - \mathbf{p}_8 - \mathbf{p}_9; \mathbf{p}_7, \mathbf{p}_1 + \mathbf{p}_2 - \mathbf{p}_7 - \mathbf{p}_8 - \mathbf{p}_9) \times \\
& D_D(\mathbf{p}_3, \mathbf{p}_4; \mathbf{p}_8, \mathbf{p}_9, \mathbf{p}_1 + \mathbf{p}_2 - \mathbf{p}_5 - \mathbf{p}_8 - \mathbf{p}_9) \frac{1}{E_A(E_C + E_D)} \quad (8.113)
\end{aligned}$$

where E_A , E_C , and E_D are energy functions of the corresponding vertices and D_A, D_B, D_C, D_D are coefficient functions at the vertices.

8.4.2 Cluster separability of the S -operator

In agreement with Postulate 6.3 (general cluster separability) and Statement 8.7 (cluster separability of smooth potentials), interactions considered in this book are cluster-separable. In this subsection we are going to prove that the S -operator calculated with such interactions is always cluster-separable too. Physically, this means that if a multiparticle scattering system is separated into two (or more) distant subsystems, then the result of scattering in each subsystem will not depend on what is going on in other subsystem(s).

From perturbation formulas for the S -operator in subsection 7.1.2 we know that, generally, S is a sum of products of interaction potentials like (8.101). Mathematically, the cluster separability of interactions means that coefficient functions of interaction potentials $V^{(i)}$ in the product (8.101) are smooth. If we could show that the product (8.101) itself is a sum of smooth operators, then the desired cluster separability of the S -operator would follow directly from Statement 8.7. The question about the smoothness of (8.101) is not trivial, because bringing such a product to the normal order involves permutations of particle operators that produce singular delta functions.

The following theorem establishes an important connection between the smoothness of terms on the right hand side of (8.102) and the connectivity of corresponding diagrams.

Theorem 8.11 *Each term $y^{(j)}$ in the expansion (8.102) of the product of smooth potentials is smooth if and only if it is represented by a connected diagram.*

Proof. Let us first assume that $y^{(j)}$ is represented by a connected diagram. We will establish the smoothness of the term $y^{(j)}$ by proving that it can be

represented in the general form (8.50) in which the integrand contains only one delta function required by the momentum conservation condition and the coefficient function D_{NM} is smooth.⁴⁰ From equation (8.103), the original number of integrals in $y^{(j)}$ is \mathcal{N} . Integrals corresponding to \mathcal{E} external lines are parts of the general form (8.50), and integrals corresponding to \mathcal{L} loops can be absorbed into the definition of the coefficient function of $y^{(j)}$. The number of remaining integrals is then obtained from (8.105) and (8.112)

$$\mathcal{N}' = \mathcal{N} - \mathcal{E} - \mathcal{L} = \mathcal{I} + \mathcal{V} - 1 \quad (8.114)$$

This is just enough integrals to cancel all momentum delta functions (8.104) except one, which proves that the term $y^{(i)}$ is smooth.

Inversely, suppose that the term $y^{(j)}$ is represented by a disconnected diagram with \mathcal{V} vertices and \mathcal{I} internal lines. Then the number of independent loops \mathcal{L} is greater than the value $\mathcal{I} - \mathcal{V} + 1$ characteristic for connected diagrams. Then the number of integrations \mathcal{N}' in equation (8.114) is less than $\mathcal{I} + \mathcal{V} - 1$ and the number of delta functions remaining in the integrand $\mathcal{N}' - \mathcal{N}_\delta$ is greater than 1. This means that the term $y^{(j)}$ is represented by expression (8.50) whose coefficient function is singular, therefore the corresponding operator is not smooth. ■

Theorem 8.11 establishes that smooth operators are represented by connected diagrams and *vice versa*. In what follows, we will use the terms *smooth* and *connected* as synonyms, when applied to operators.

Putting together Theorems 8.9 and 8.11 we immediately obtain the following important

Theorem 8.12 *All terms in a normally ordered multiple commutator of smooth bosonic potentials are smooth.*

This theorem allows us to apply the property of cluster separability to the S -operator. Let us write the S -operator in the form (7.20)

⁴⁰This means that all other delta functions can be integrated out. Note also that singularities present in $y^{(j)}$ due to energy denominators resulting from t -integrals (8.61) can be made harmless by employing the “adiabatic switching” trick from subsection 7.1.3. This trick essentially results in adding small imaginary contributions to each denominator, which remove the singularities.

$$S = e^{\underbrace{F}} \quad (8.115)$$

where F is a series of multiple commutators (7.21) of smooth bosonic potentials in V . According to Theorem 8.12, operators F and \underbrace{F} are also smooth. Then, according to Statement 8.7, operator \underbrace{F} is cluster separable, and if all particles are divided into two spatially separated groups 1 and 2, the argument of the exponent in (8.115) takes the form of a sum

$$\underbrace{F} \rightarrow \underbrace{F^{(1)}} + \underbrace{F^{(2)}}$$

where $\underbrace{F^{(1)}}$ acts only on variables in the group 1, and $\underbrace{F^{(2)}}$ acts only on variables in the group 2. So, these two operators commute with each other, and the S -operator separates into the product of two independent factors

$$S \rightarrow \exp(\underbrace{F^{(1)}} + \underbrace{F^{(2)}}) = \exp(\underbrace{F^{(1)}}) \exp(\underbrace{F^{(2)}}) = S^{(1)} S^{(2)}$$

This relationship expresses the cluster separability of the S -operator and the S -matrix: The total scattering amplitude for spatially separated events is given by the product of individual amplitudes.

8.4.3 Divergence of loop integrals

In the preceding subsection we showed that S -operator terms described by connected diagrams are smooth. However, such terms involve loop integrals, and generally there is no guarantee that these integrals converge. This problem is evident in our toy model: the loop integral by \mathbf{k} in diagram 8.4(g) is divergent

$$(V_1 \underline{V_1})^{ren} = -\frac{e^2 \hbar^2 c}{(2\pi \hbar)^3} \int d\mathbf{p} d\mathbf{k} \frac{a_{\mathbf{p}}^\dagger a_{\mathbf{p}}}{(\omega_{\mathbf{p}-\mathbf{k}} - \omega_{\mathbf{p}} + ck)k} \quad (8.116)$$

Substituting this result to the right hand side of (8.93) we see that the S -operator in the second order $\underbrace{\Sigma_2}$ is infinite, which makes it meaningless and unacceptable.

The appearance of divergences in perturbative formulas for the S -operator is a commonplace in quantum field theories. So, we need to understand this phenomenon better. In this subsection, we will formulate a sufficient condition under which loop integrals are convergent. We will find this result useful in our discussion of the renormalization of QED in chapter 10 and in our construction of a divergence-free theory in section 11.1.

Let us consider, for example, the diagram in Fig. 8.5. There are three different reasons why loop integrals may diverge there:

- (I) The coefficient functions D_A, D_B, \dots of interaction vertices in (8.113) may contain singularities. One example is interaction (8.87), which is singular at $\mathbf{k} = \mathbf{0}$. Such singularities are usually related to the vanishing photon mass. They correspond to the so-called *infrared divergences* of loop integrals. We will discuss them in greater detail in chapters 10 and 14.
- (II) There can be also singularities due to zeroes in energy denominators E_A and $E_C + E_D$. The energy denominators may be rendered finite and harmless if we use the adiabatic switching prescription from subsection 7.1.3.⁴¹
- (III) The coefficient functions D_A, D_B, \dots may not decay fast enough at large values of loop momenta, so that the integrals may be divergent due to the infinite integration range. These *ultraviolet divergences* present more serious problems, which we are going to discuss here in some detail.

In particular, we would like to prove the following

Theorem 8.13 *If coefficient functions of potentials decay sufficiently rapidly (e.g., exponentially) when arguments move away from the energy shell, then all loop integrals converge.*

Idea of the proof. Equation (8.113) is an integral in a 12-dimensional space of 4 loop momenta $\mathbf{p}_6, \mathbf{p}_7, \mathbf{p}_8,$ and \mathbf{p}_9 . Let us denote this space Ξ . Consider for example the dependence of the integrand in (8.113) on the loop momentum \mathbf{p}_9 as $\mathbf{p}_9 \rightarrow \infty$ and all other momenta fixed. Note that we

⁴¹see also footnote on page 291

have chosen integration variables in Fig. 8.5 in such a way that each loop momentum is present only in the internal lines forming the corresponding loop, e.g., momentum \mathbf{p}_9 is confined to the loop $BDCB$, and the energy function E_A of the vertex A does not depend on \mathbf{p}_9 . Such a selection of integration variables can be done for any arbitrary diagram. Taking into account that at large values of momentum $\omega_{\mathbf{p}} \approx cp$, we obtain in the limit $\mathbf{p}_9 \rightarrow \infty$

$$\begin{aligned}
E_A &\rightarrow \text{const}, \\
E_B &= \omega_{\mathbf{p}_1+\mathbf{p}_2-\mathbf{p}_7-\mathbf{p}_8-\mathbf{p}_9} + \omega_{\mathbf{p}_9} - \omega_{\mathbf{p}_6} - \omega_{\mathbf{p}_1+\mathbf{p}_2-\mathbf{p}_6-\mathbf{p}_7-\mathbf{p}_8} \\
&\approx 2cp_9 \rightarrow \infty, \\
E_C &= \omega_{\mathbf{p}_1+\mathbf{p}_2-\mathbf{p}_5-\mathbf{p}_8-\mathbf{p}_9} + \omega_{\mathbf{p}_5} - \omega_{\mathbf{p}_7} - \omega_{\mathbf{p}_1+\mathbf{p}_2-\mathbf{p}_7-\mathbf{p}_8-\mathbf{p}_9} \\
&\rightarrow \text{const}, \\
E_D &= \omega_{\mathbf{p}_3} + \omega_{\mathbf{p}_4} - \omega_{\mathbf{p}_8} - \omega_{\mathbf{p}_9} - \omega_{\mathbf{p}_1+\mathbf{p}_2-\mathbf{p}_5-\mathbf{p}_8-\mathbf{p}_9} \\
&\approx -2cp_9 \rightarrow \infty.
\end{aligned}$$

So, in this limit, according to the condition of the theorem, the coefficient functions at vertices B and D tend to zero rapidly, e.g., exponentially. So, the loop integral on \mathbf{p}_9 converges. In order to prove the convergence of all four loop integrals, we need to make sure that the same rapid decay is characteristic for all directions in the space Ξ . Here are some arguments that this is, indeed, true.

The above analysis is applicable to all loop variables: Any loop has a *bottom vertex* (vertex B in our example), a *top vertex* (vertex D in our example) and possibly a number of *intermediate vertices* (vertex C in our example). As the loop momentum goes to infinity, energy functions of the top and bottom vertices tend to infinity, i.e., move away from the energy shell. This ensures a fast (e.g., exponential) decay of the corresponding coefficient function.

Now we can take an arbitrary direction to infinity in the space Ξ . Along this direction, there is at least one loop momentum which goes to infinity. Then there is at least one energy function (E_A , E_B , E_C , or E_D) which grows linearly, while others stay constant (in the worst case). Therefore, according to the condition of the theorem, the integrand decreases rapidly (e.g., exponentially) along this direction. Thus the integrand rapidly tends to zero in all directions in Ξ , and integral (8.113) converges. ■

In chapter 10 we will see that in realistic theories, like QED, the asymptotic decay of the coefficient functions of potentials at large momenta is not fast enough, so Theorem 8.13 is not applicable, and loop integrals usually diverge. A detailed discussion of such divergences in quantum field theory and their elimination will be presented in chapter 10, in section 11.1, and in chapter 14.2.

Chapter 9

QUANTUM ELECTRODYNAMICS

If it turned out that some physical system could not be described by a quantum field theory, it would be a sensation; if it turned out that the system did not obey the rules of quantum mechanics and relativity, it would be a cataclysm.

Steven Weinberg

So far we have developed a general formalism of quantum theory in the Fock space. We emphasized that any such theory must obey, at least, three important requirements:

- the theory must be relativistically invariant, in the instant form of dynamics;
- the interaction must be cluster separable;
- the theory must allow for processes involving creation and annihilation of particles.

We have considered a few model examples, but they were purely academic and not directly relevant to real systems observed in nature. The reason for such inadequacy was that our models failed to satisfy all three requirements mentioned above simultaneously.

For example, in subsection 6.3.6 we constructed an interacting model that explicitly satisfied the requirement of relativistic invariance. We also managed to ensure that the model is cluster separable in the 3-particle sector. In principle, by following this approach one can build cluster-separable interactions in all n -particle sectors. There is even a possibility for describing systems with variable number of particles [Pol03]. However, the resulting formalism is very cumbersome, and it can be applied only to model systems.

In section 8.3 we considered another toy model of interacting particles, which was based on the formalism of creation and annihilation operators. The great advantage of this formalism was that the cluster separability condition could be conveniently expressed in terms of smoothness of interaction potentials.¹ The processes of particle creation and annihilation were easily described as well. However, the difficult part was to ensure the relativistic invariance. In our toy model we have not even tried to make the theory relativistic.

Fortunately, there is a class of theories, which allow one to satisfy all three conditions listed above. What is even more important, these theories are directly applicable to realistic physical systems and allow one to achieve an impressive agreement with experiments. These are *quantum field theories* (QFT). A particular version of QFT for describing interactions between electrically charged particles and photons is called *quantum electrodynamics* (QED). This is the topic of our discussion in the present chapter.

In section 9.1 we will write down interaction terms V (potential energy) and \mathbf{Z} (potential boost) in QED. The relativistic invariance of this approach will be proven in Appendix N.2. In section 9.2 S -matrix elements will be calculated in the lowest non-trivial order of perturbation theory.

9.1 Interaction in QED

Our goal in this section is to build a realistic interacting representation $U(\Lambda, a)$ of the Poincaré group in the Fock space (8.1). In this book we do not pretend to derive QED interactions from first principles. We simply borrow from the traditional approach the form of four interacting Poincaré generators H and \mathbf{K} in terms of quantum fields for electrons/positrons $\psi_\alpha(\tilde{x})$,

¹see Statement 8.7

protons/antiprotons² $\Psi_\alpha(\tilde{x})$, and photons $A_\mu(\tilde{x})$. Definitions of quantum fields are given in Appendices J and K.

At this point we do not offer any physical interpretation of quantum fields. For us they are just abstract multicomponent functions from the 4-dimensional Minkowski space-time \mathcal{M} to operators in the Fock space. In our approach, the only role of quantum fields is to provide convenient “building blocks” for the construction of Poincaré invariant interactions V and \mathbf{Z} . This attitude was inspired by a non-traditional way of looking at quantum fields presented in Weinberg’s book [Wei95]. Also, we are not identifying coordinates \mathbf{x} and t in \mathcal{M} with positions and times of events measured in real experiments. The space-time \mathcal{M} will be understood as an abstract 4-dimensional manifold with a pseudo-Euclidean metric. In section 17.4 we will discuss in more detail the meaning of quantum fields and their arguments $\tilde{x} \equiv (\mathbf{x}, t)$.

9.1.1 Construction of simple quantum field theories

Before approaching QED we will do a warm-up exercise and build a class of simpler QFT theories, which would allow us to demonstrate many important features characteristic for all QFT models. In simple QFT theories, relativistic interactions are constructed in three steps [Wei95, Wei64b]:

Step 1. For each particle type³ participating in the theory we construct a *quantum field* which is a multicomponent operator-valued function⁴ $\phi_i(\mathbf{x}, t)$ defined on an abstract Minkowski space-time \mathcal{M} ⁵ and satisfying following conditions:

- (I) Operator $\phi_i(\mathbf{x}, t)$ contains only terms linear in creation or annihilation operators of the particle and its antiparticle.
- (II) Quantum fields are supposed to have simple transformation laws

²Throughout this book, protons and antiprotons are treated as simple point charges. Their internal structures are disregarded as well as their participation in strong nuclear interactions.

³A particle and its antiparticle are assumed to belong to the same particle type.

⁴This means that for each value of its arguments (\mathbf{x}, t) and index i , the symbol ϕ denotes an operator acting in the Fock space.

⁵see Appendix I.1

$$U_0(\Lambda; \tilde{a})\phi_i(\tilde{x})U_0^{-1}(\Lambda; \tilde{a}) = \sum_j D_{ij}(\Lambda^{-1})\phi_j(\Lambda(\tilde{x} + \tilde{a})) \quad (9.1)$$

with respect to the non-interacting representation⁶ $U_0(\Lambda; \tilde{a})$ of the Poincaré group in the Fock space, where Λ is a boost/rotation, a is a space-time translation and D_{ij} is a finite-dimensional representation⁷ of the Lorentz group.

(III) Quantum fields turn to zero at \mathbf{x} -infinity, i.e.

$$\lim_{|\mathbf{x}| \rightarrow \infty} \phi_i(\mathbf{x}, t) = 0 \quad (9.2)$$

(IV) Fermionic fields (i.e., fields for particles with half-integer spin) $\phi_i(\tilde{x})$ and $\phi_j(\tilde{x}')$ are required to *anticommute* if $(\tilde{x} - \tilde{x}')$ is a space-like 4-vector, or equivalently

$$\{\phi_i(\mathbf{x}, t), \phi_j(\mathbf{y}, t)\} = 0 \text{ if } \mathbf{x} \neq \mathbf{y} \quad (9.3)$$

Fermionic quantum fields for electrons-positrons $\psi_\alpha(\tilde{x})$ and protons-antiprotons $\Psi_\alpha(\tilde{x})$ are constructed and analyzed in Appendix J.

(V) Bosonic fields (i.e., fields for particles with integer spin or helicity) at points \tilde{x} and \tilde{x}' are required to *commute* if $(\tilde{x} - \tilde{x}')$ is a space-like 4-vector, or equivalently

$$[\phi_i(\mathbf{x}, t), \phi_j(\mathbf{y}, t)] = 0 \text{ if } \mathbf{x} \neq \mathbf{y} \quad (9.4)$$

Bosonic quantum field for photons $A_\mu(\tilde{x})$ is discussed in Appendix K.

⁶see subsection 8.1.8

⁷The representation D_{ij} is definitely non-unitary, because the Lorentz group is non-compact and it is known that non-compact groups cannot have finite-dimensional unitary representations.

Step 2. Having at our disposal quantum fields $\phi_i(\tilde{x}), \psi_j(\tilde{x}), \chi_k(\tilde{x}), \dots$ for all particles we can build the *potential energy density*

$$V(\tilde{x}) \equiv V(\mathbf{x}, t) = \sum_n V_n(\mathbf{x}, t) \quad (9.5)$$

in the form of a polynomial where each term is a product of fields at the same (\mathbf{x}, t) point

$$V_n(\mathbf{x}, t) = \sum_{i,j,k,\dots} G_{ijk\dots}^n \phi_i(\mathbf{x}, t) \psi_j(\mathbf{x}, t) \chi_k(\mathbf{x}, t) \dots \quad (9.6)$$

and coefficients $G_{ijk\dots}^n$ are such that $V(\tilde{x})$

- (I) is a bosonic⁸ Hermitian operator function on the space-time \mathcal{M} ;
- (II) transforms as a scalar with respect to the non-interacting representation of the Poincaré group:

$$U_0(\Lambda; \tilde{a}) V(\tilde{x}) U_0^{-1}(\Lambda; \tilde{a}) = V(\Lambda \tilde{x} + \Lambda \tilde{a}) \quad (9.7)$$

From properties (9.3) - (9.4) and the bosonic character of $V(\tilde{x})$ it is easy to prove that $V(\tilde{x})$ commutes with itself at space-like separations, e.g.,

$$[V(\mathbf{x}, t), V(\mathbf{y}, t)] = 0 \text{ if } \mathbf{x} \neq \mathbf{y} \quad (9.8)$$

Step 3. Instant-form interactions in the Hamiltonian and boost operator are obtained by integrating the potential energy density (9.5) on \mathbf{x} and setting $t = 0$

$$H = H_0 + V = H_0 + \int d\mathbf{x} V(\mathbf{x}, 0) \quad (9.9)$$

$$\mathbf{K} = \mathbf{K}_0 + \mathbf{Z} = \mathbf{K}_0 + \frac{1}{c^2} \int d\mathbf{x} \mathbf{x} V(\mathbf{x}, 0) \quad (9.10)$$

⁸i.e., there is an even number of fermionic fields in each product in (9.6)

Non-interacting generators H_0 , \mathbf{P}_0 , \mathbf{J}_0 , and \mathbf{K}_0 can be found in (8.29), (8.30), (8.32), and (8.35), respectively. With these definitions, the commutation relations of the Poincaré Lie algebra are proved in Appendix N.1. Coefficient functions of potentials in (9.9) are smooth, so the cluster separability is established by reference to Statement 8.7. The terms that change the number of particles can be easily accommodated within the above 3-step approach. Then all three conditions listed in the beginning of this chapter are readily satisfied. This explains why quantum field theories are so useful for describing realistic physical systems.

9.1.2 Interaction operators in QED

Unfortunately, formulas (9.9) and (9.10) work only for simplest QFT models. More interesting cases, such as QED, require some modifications in this scheme. In particular, the presence of the additional term $\Omega_\mu(\tilde{x}, \Lambda)$ in the transformation law of the photon field (K.23) does not allow us to define the boost interaction in QFT by simple formula (9.10). Let us now postulate QED interaction operators without proof.

The total Hamiltonian of QED has the usual form

$$H = H_0 + V \tag{9.11}$$

where the non-interacting Hamiltonian H_0 is that from equation (8.29) and interaction is composed of two terms⁹

$$V = V_1 + V_2 \tag{9.12}$$

The first order interaction is a pseudoscalar product of two 4-component quantities. One of them is the 4-vector fermion current operator $\tilde{j}(\tilde{x})$ defined in Appendix L.1. The other is the photon quantum field $\tilde{A}(\tilde{x})$ ¹⁰

⁹Here and in what follows we denote the power of the coupling constant e (the perturbation order of an operator) by a subscript, i.e., H_0 is zero order, V_1 is first order, V_2 is second order, etc.

¹⁰Here we mark the photon quantum field \tilde{A} by tilde as if it were a 4-vector. However, as shown in Appendix K.6, the components of \tilde{A} do not transform by 4-vector rules. The last equality in (9.13) follows from equation (K.8).

$$\begin{aligned}
V_1 &= \frac{1}{c} \int d\mathbf{x} \tilde{\mathbf{j}}(\mathbf{x}, 0) \cdot \tilde{\mathbf{A}}(\mathbf{x}, 0) \equiv \frac{1}{c} \int d\mathbf{x} j_\mu(\mathbf{x}, 0) A^\mu(\mathbf{x}, 0) \\
&= \frac{1}{c} \int d\mathbf{x} \mathbf{j}(\mathbf{x}, 0) \cdot \mathbf{A}(\mathbf{x}, 0)
\end{aligned} \tag{9.13}$$

The second order interaction is

$$V_2 = \frac{1}{2c^2} \int d\mathbf{x} d\mathbf{y} \frac{j_0(\mathbf{x}, 0) j_0(\mathbf{y}, 0)}{8\pi|\mathbf{x} - \mathbf{y}|} \tag{9.14}$$

Interaction in the boost operator

$$\mathbf{K} = \mathbf{K}_0 + \mathbf{Z} \tag{9.15}$$

is defined as

$$\begin{aligned}
\mathbf{Z} &= \frac{1}{c^3} \int d\mathbf{x} \mathbf{x} \mathbf{j}(\mathbf{x}, 0) \mathbf{A}(\mathbf{x}, 0) + \frac{1}{2c^4} \int d\mathbf{x} d\mathbf{y} \frac{\mathbf{x} j_0(\mathbf{x}, 0) j_0(\mathbf{y}, 0)}{8\pi|\mathbf{x} - \mathbf{y}|} \\
&\quad + \frac{1}{c^3} \int d\mathbf{x} j_0(\mathbf{x}, 0) \mathbf{C}(\mathbf{x}, 0)
\end{aligned} \tag{9.16}$$

where components of the operator function $\mathbf{C}(\mathbf{x}, t)$ are given by equation (N.7).

The above operators of energy H and boost \mathbf{K} are those usually written in the *Coulomb gauge* version of QED [Wei95, Wei64b]. In Appendix N.2 we prove that this theory is Poincaré invariant. For this proof it is convenient to represent interaction operators of QED in terms of quantum fields, as above. However, for some calculations in this book it will be more useful to express interaction V through particle creation and annihilation operators, as in chapter 8. To do that, we just need to insert field expansions (J.26) and (K.2) in equations (9.13) and (9.14). The resulting expressions are rather long and cumbersome, so this derivation has been moved to Appendix L.

9.2 S -operator in QED

Having at our disposal all 10 generators of the Poincaré group representation in the Fock space, in principle, we should be able to calculate all physical quantities related to systems of charged particles and photons. However, this statement is overly optimistic. In chapters 10 and 11 we will see that the theory outlined above has serious problems and internal contradictions. In fact, this theory allows one to calculate only simplest physical properties only in low perturbation orders. An example of such a calculation will be given in this section: Here we will calculate the S -operator for the proton-electron scattering in the 2nd perturbation order.

9.2.1 S -operator in the second order

We are interested in S -operator terms of the type $d^\dagger a^\dagger da$. It will be convenient to start this calculation from expanding the phase operator (7.21) in powers of the coupling constant

$$\begin{aligned}
 F &= F_1 + F_2 + \dots \\
 F_1 &= V_1 \\
 F_2 &= V_2 - \frac{1}{2}[V_1, V_1] \\
 &\dots
 \end{aligned}
 \tag{9.17}$$

Taking into account that operator V_1 is *unphys*, so that $\underbrace{F_1} = \underbrace{V_1} = 0$,¹¹ we obtain the following perturbation expansion

$$\begin{aligned}
 S &= e^{\underbrace{F}} \\
 &= 1 + \underbrace{F} + \frac{1}{2!} \underbrace{F} \underbrace{F} + \dots \\
 &= 1 + \underbrace{F_1} + \underbrace{F_2} + \frac{1}{2!} \underbrace{F_1} \underbrace{F_1} + \frac{1}{2!} \underbrace{F_2} \underbrace{F_1} + \frac{1}{2!} \underbrace{F_1} \underbrace{F_2} + \underbrace{F_3} + \dots \\
 &= 1 + \underbrace{F_2} + \underbrace{F_3} \dots \\
 &= 1 + \underbrace{V_2} - \frac{1}{2} \underbrace{[V_1, V_1]} + \underbrace{F_3} \dots
 \end{aligned}
 \tag{9.18}$$

¹¹see equation (8.64)

Let us first evaluate expression $-\frac{1}{2}[\underline{V}_1, V_1]$ in (9.18). Only the four first terms in equation (L.8) for V_1 are relevant for this calculation:¹²

$$\begin{aligned}
V_1 = & -\frac{e}{(2\pi\hbar)^{3/2}} \int d\mathbf{k}d\mathbf{p} \bar{A}_\alpha^\dagger(\mathbf{p} + \mathbf{k}) A_\beta(\mathbf{p}) C_{\alpha\beta}(\mathbf{k}) \\
& -\frac{e}{(2\pi\hbar)^{3/2}} \int d\mathbf{k}d\mathbf{p} \bar{A}_\alpha^\dagger(\mathbf{p} - \mathbf{k}) A_\beta(\mathbf{p}) C_{\alpha\beta}^\dagger(\mathbf{k}) \\
& +\frac{e}{(2\pi\hbar)^{3/2}} \int d\mathbf{k}d\mathbf{p} \bar{D}_\alpha^\dagger(\mathbf{p} + \mathbf{k}) D_\beta(\mathbf{p}) C_{\alpha\beta}(\mathbf{k}) \\
& +\frac{e}{(2\pi\hbar)^{3/2}} \int d\mathbf{k}d\mathbf{p} \bar{D}_\alpha^\dagger(\mathbf{p} - \mathbf{k}) D_\beta(\mathbf{p}) C_{\alpha\beta}^\dagger(\mathbf{k}) + \dots
\end{aligned}$$

According to (8.61), the corresponding terms in \underline{V}_1 are

$$\begin{aligned}
& \underline{V}_1 \\
= & \frac{e}{(2\pi\hbar)^{3/2}} \int d\mathbf{k}d\mathbf{p} \bar{A}_\alpha^\dagger(\mathbf{p} + \mathbf{k}) A_\beta(\mathbf{p}) C_{\alpha\beta}(\mathbf{k}) \frac{1}{\omega_{\mathbf{p}+\mathbf{k}} - \omega_{\mathbf{p}} - ck} \\
& +\frac{e}{(2\pi\hbar)^{3/2}} \int d\mathbf{k}d\mathbf{p} \bar{A}_\alpha^\dagger(\mathbf{p} - \mathbf{k}) A_\beta(\mathbf{p}) C_{\alpha\beta}^\dagger(\mathbf{k}) \frac{1}{\omega_{\mathbf{p}-\mathbf{k}} - \omega_{\mathbf{p}} + ck} \\
& -\frac{e}{(2\pi\hbar)^{3/2}} \int d\mathbf{k}d\mathbf{p} \bar{D}_\alpha^\dagger(\mathbf{p} + \mathbf{k}) D_\beta(\mathbf{p}) C_{\alpha\beta}(\mathbf{k}) \frac{1}{\Omega_{\mathbf{p}+\mathbf{k}} - \Omega_{\mathbf{p}} - ck} \\
& -\frac{e}{(2\pi\hbar)^{3/2}} \int d\mathbf{k}d\mathbf{p} \bar{D}_\alpha^\dagger(\mathbf{p} - \mathbf{k}) D_\beta(\mathbf{p}) C_{\alpha\beta}^\dagger(\mathbf{k}) \frac{1}{\Omega_{\mathbf{p}-\mathbf{k}} - \Omega_{\mathbf{p}} + ck} \\
& + \dots
\end{aligned} \tag{9.19}$$

In order to obtain terms of the type $D^\dagger A^\dagger D A$ in the expression $[\underline{V}_1, V_1]$, we need to consider four commutators: the 1st term in \underline{V}_1 commuting with the 4th term in V_1 , the 2nd term in \underline{V}_1 commuting with the 3rd term in V_1 , the 3rd term in \underline{V}_1 commuting with the 2nd term in V_1 and the 4th term in \underline{V}_1 commuting with the 1st term in V_1 . Using commutator (K.12) we then obtain

$$-\frac{1}{2}[\underline{V}_1, V_1]$$

¹²Operators A , C , D are defined in (J.49) - (J.56) and (K.11).

$$\begin{aligned}
&= -\frac{e^2}{2(2\pi\hbar)^3} \int d\mathbf{k}d\mathbf{p}d\mathbf{k}'d\mathbf{p}' \bar{A}_\alpha^\dagger(\mathbf{p} + \mathbf{k}) A_\beta(\mathbf{p}) \bar{D}_\gamma^\dagger(\mathbf{p}' - \mathbf{k}') D_\delta(\mathbf{p}') \times \\
&\quad [C_{\alpha\beta}(\mathbf{k}), C_{\gamma\delta}^\dagger(\mathbf{k}')] \frac{1}{\omega_{\mathbf{p}+\mathbf{k}} - \omega_{\mathbf{p}} - ck} \\
&- \frac{e^2}{2(2\pi\hbar)^3} \int d\mathbf{k}d\mathbf{p}d\mathbf{k}'d\mathbf{p}' \bar{A}_\alpha^\dagger(\mathbf{p} - \mathbf{k}) A_\beta(\mathbf{p}) \bar{D}_\gamma^\dagger(\mathbf{p}' + \mathbf{k}') D_\delta(\mathbf{p}') \times \\
&\quad [C_{\alpha\beta}^\dagger(\mathbf{k}), C_{\gamma\delta}(\mathbf{k}')] \frac{1}{\omega_{\mathbf{p}-\mathbf{k}} - \omega_{\mathbf{p}} + ck} \\
&- \frac{e^2}{2(2\pi\hbar)^3} \int d\mathbf{k}d\mathbf{p}d\mathbf{k}'d\mathbf{p}' \bar{D}_\alpha^\dagger(\mathbf{p} + \mathbf{k}) D_\beta(\mathbf{p}) \bar{A}_\gamma^\dagger(\mathbf{p}' - \mathbf{k}') A_\delta(\mathbf{p}') \times \\
&\quad [C_{\alpha\beta}(\mathbf{k}), C_{\gamma\delta}^\dagger(\mathbf{k}')] \frac{1}{\Omega_{\mathbf{p}+\mathbf{k}} - \Omega_{\mathbf{p}} - ck} \\
&- \frac{e^2}{2(2\pi\hbar)^3} \int d\mathbf{k}d\mathbf{p}d\mathbf{k}'d\mathbf{p}' \bar{D}_\alpha^\dagger(\mathbf{p} - \mathbf{k}) D_\beta(\mathbf{p}) \bar{A}_\gamma^\dagger(\mathbf{p}' + \mathbf{k}') A_\delta(\mathbf{p}') \times \\
&\quad [C_{\alpha\beta}^\dagger(\mathbf{k}), C_{\gamma\delta}(\mathbf{k}')] \frac{1}{\Omega_{\mathbf{p}-\mathbf{k}} - \Omega_{\mathbf{p}} + ck} + \dots \\
&= \frac{e^2\hbar^2c}{4(2\pi\hbar)^3} \int \frac{d\mathbf{k}d\mathbf{p}d\mathbf{q}}{k} \gamma_{\alpha\beta}^\mu \gamma_{\gamma\delta}^\nu h_{\mu\nu}(\mathbf{k}) \times \\
&\left(- \bar{D}_\gamma^\dagger(\mathbf{p} - \mathbf{k}) D_\delta(\mathbf{p}) \bar{A}_\alpha^\dagger(\mathbf{q} + \mathbf{k}) A_\beta(\mathbf{q}) \frac{1}{\omega_{\mathbf{q}+\mathbf{k}} - \omega_{\mathbf{q}} - ck} \right. \\
&\quad + \bar{D}_\gamma^\dagger(\mathbf{p} + \mathbf{k}) D_\delta(\mathbf{p}) \bar{A}_\alpha^\dagger(\mathbf{q} - \mathbf{k}) A_\beta(\mathbf{q}) \frac{1}{\omega_{\mathbf{q}-\mathbf{k}} - \omega_{\mathbf{q}} + ck} \\
&\quad - \bar{D}_\alpha^\dagger(\mathbf{p} + \mathbf{k}) D_\beta(\mathbf{p}) \bar{A}_\gamma^\dagger(\mathbf{q} - \mathbf{k}) A_\delta(\mathbf{q}) \frac{1}{\Omega_{\mathbf{p}+\mathbf{k}} - \Omega_{\mathbf{p}} - ck} \\
&\quad \left. + \bar{D}_\alpha^\dagger(\mathbf{p} - \mathbf{k}) D_\beta(\mathbf{p}) \bar{A}_\gamma^\dagger(\mathbf{q} + \mathbf{k}) A_\delta(\mathbf{q}) \frac{1}{\Omega_{\mathbf{p}-\mathbf{k}} - \Omega_{\mathbf{p}} + ck} + \dots \right) \\
&= \frac{e^2\hbar^2c}{4(2\pi\hbar)^3} \int \frac{d\mathbf{k}d\mathbf{p}d\mathbf{q}}{k} \gamma_{\alpha\beta}^\mu \gamma_{\gamma\delta}^\nu h_{\mu\nu}(\mathbf{k}) \times \\
&\left(- \bar{D}_\alpha^\dagger(\mathbf{p} - \mathbf{k}) D_\beta(\mathbf{p}) \bar{A}_\gamma^\dagger(\mathbf{q} + \mathbf{k}) A_\delta(\mathbf{q}) \frac{1}{\omega_{\mathbf{q}+\mathbf{k}} - \omega_{\mathbf{q}} - ck} \right. \\
&\quad + \bar{D}_\alpha^\dagger(\mathbf{p} - \mathbf{k}) D_\beta(\mathbf{p}) \bar{A}_\gamma^\dagger(\mathbf{q} + \mathbf{k}) A_\delta(\mathbf{q}) \frac{1}{\omega_{\mathbf{q}+\mathbf{k}} - \omega_{\mathbf{q}} + ck} \\
&\quad \left. - \bar{D}_\alpha^\dagger(\mathbf{p} - \mathbf{k}) D_\beta(\mathbf{p}) \bar{A}_\gamma^\dagger(\mathbf{q} + \mathbf{k}) A_\delta(\mathbf{q}) \frac{1}{\Omega_{\mathbf{p}-\mathbf{k}} - \Omega_{\mathbf{p}} - ck} \right)
\end{aligned}$$

$$\begin{aligned}
& + \bar{D}_\alpha^\dagger(\mathbf{p} - \mathbf{k}) D_\beta(\mathbf{p}) \bar{A}_\gamma^\dagger(\mathbf{q} + \mathbf{k}) A_\delta(\mathbf{q}) \frac{1}{\Omega_{\mathbf{p}-\mathbf{k}} - \Omega_{\mathbf{p}} + ck} + \dots) \\
& = -\frac{e^2 \hbar^2 c^2}{2(2\pi\hbar)^3} \int d\mathbf{k} d\mathbf{p} d\mathbf{q} \gamma_{\alpha\beta}^\mu \gamma_{\gamma\delta}^\nu \frac{h_{\mu\nu}(\mathbf{k})}{(\tilde{q} + \tilde{k} \div \tilde{q})^2} \times \\
& \quad \bar{D}_\alpha^\dagger(\mathbf{p} - \mathbf{k}) \bar{A}_\gamma^\dagger(\mathbf{q} + \mathbf{k}) D_\beta(\mathbf{p}) A_\delta(\mathbf{q}) \\
& \quad - \frac{e^2 \hbar^2 c^2}{2(2\pi\hbar)^3} \int d\mathbf{k} d\mathbf{p} d\mathbf{q} \gamma_{\alpha\beta}^\mu \gamma_{\gamma\delta}^\nu \frac{h_{\mu\nu}(\mathbf{k})}{(\tilde{P} - \tilde{K} \div \tilde{P})^2} \times \\
& \quad \bar{D}_\alpha^\dagger(\mathbf{p} - \mathbf{k}) \bar{A}_\gamma^\dagger(\mathbf{q} + \mathbf{k}) D_\beta(\mathbf{p}) A_\delta(\mathbf{q}) \tag{9.20}
\end{aligned}$$

where we denoted¹³

$$(\tilde{p} \div \tilde{q})^2 \equiv (\omega_{\mathbf{p}} - \omega_{\mathbf{q}})^2 - c^2(\mathbf{p} - \mathbf{q})^2 \tag{9.21}$$

$$(\tilde{P} \div \tilde{Q})^2 \equiv (\Omega_{\mathbf{p}} - \Omega_{\mathbf{q}})^2 - c^2(\mathbf{p} - \mathbf{q})^2 \tag{9.22}$$

Next take into account that we need to know our S -operator only in the vicinity of the energy shell where

$$\begin{aligned}
\Omega_{\mathbf{p}-\mathbf{k}} - \Omega_{\mathbf{p}} & = \omega_{\mathbf{q}} - \omega_{\mathbf{q}+\mathbf{k}} \\
(\tilde{P} - \tilde{K} \div \tilde{P})^2 & = (\tilde{q} + \tilde{k} \div \tilde{q})^2 \tag{9.23}
\end{aligned}$$

Also use notation (J.62) - (J.63) in which

$$\begin{aligned}
\bar{A}^\dagger(\mathbf{q} + \mathbf{k}) \gamma^\nu A(\mathbf{q}) & = \frac{mc^2}{\sqrt{\omega_{\mathbf{q}+\mathbf{k}} \omega_{\mathbf{q}}}} \sum_{\sigma\sigma'} U^\nu(\mathbf{q} + \mathbf{k}, \sigma; \mathbf{q}, \sigma') a_{\mathbf{q}+\mathbf{k},\sigma}^\dagger a_{\mathbf{q},\sigma'} \\
\bar{D}^\dagger(\mathbf{p} - \mathbf{k}) \gamma^\mu D_\beta(\mathbf{p}) & = \frac{Mc^2}{\sqrt{\Omega_{\mathbf{p}-\mathbf{k}} \Omega_{\mathbf{p}}}} \sum_{\tau\tau'} W^\mu(\mathbf{p} - \mathbf{k}, \tau; \mathbf{p}, \tau') d_{\mathbf{p}-\mathbf{k},\tau}^\dagger d_{\mathbf{p},\tau'}
\end{aligned}$$

and equation (K.14). Then

$$-\frac{1}{2} [V_1, V_1]$$

¹³ Recall that in Appendix I.1 we agreed to denote 4-vectors by the tilde. Then $(\tilde{p} \div \tilde{q})^2$ is a 4-square of the difference between 4-vectors \tilde{p} and \tilde{q} , i.e., $(\tilde{p} \div \tilde{q})^2 = (\tilde{p} - \tilde{q})_\mu (\tilde{p} - \tilde{q})^\mu$. Thus, for example, $(\tilde{q} + \tilde{k} \div \tilde{q})^2 = (\omega_{\mathbf{q}+\mathbf{k}} - \omega_{\mathbf{q}})^2 - c^2 k^2$.

$$\begin{aligned}
&= -\frac{e^2\hbar^2c^2}{(2\pi\hbar)^3} \frac{Mmc^4}{\sqrt{\omega_{\mathbf{q}+\mathbf{k}}\omega_{\mathbf{q}}}\sqrt{\Omega_{\mathbf{p}-\mathbf{k}}\Omega_{\mathbf{p}}}} \sum_{\sigma,\tau,\sigma',\tau'} \times \\
&\quad \int d\mathbf{k}d\mathbf{p}d\mathbf{q} \frac{h_{\mu\nu}(\mathbf{k})U^\nu(\mathbf{q}+\mathbf{k},\sigma;\mathbf{q},\sigma')W^\mu(\mathbf{p}-\mathbf{k},\tau;\mathbf{p},\tau')}{(\tilde{q}+\tilde{k}\div\tilde{q})^2} d_{\mathbf{p}-\mathbf{k},\tau}^\dagger a_{\mathbf{q}+\mathbf{k},\sigma}^\dagger d_{\mathbf{p},\tau'} a_{\mathbf{q},\sigma'} \\
&= -\frac{e^2\hbar^2c^2}{(2\pi\hbar)^3} \frac{Mmc^4}{\sqrt{\omega_{\mathbf{q}+\mathbf{k}}\omega_{\mathbf{q}}}\sqrt{\Omega_{\mathbf{p}-\mathbf{k}}\Omega_{\mathbf{p}}}} \sum_{\sigma,\tau,\sigma',\tau'} \times \\
&\quad \int d\mathbf{k}d\mathbf{p}d\mathbf{q} \left[\frac{(\mathbf{U}(\mathbf{q}+\mathbf{k},\sigma;\mathbf{q},\sigma')\cdot\mathbf{W}(\mathbf{p}-\mathbf{k},\tau;\mathbf{p},\tau'))}{(\tilde{q}+\tilde{k}\div\tilde{q})^2} \right. \\
&\quad \left. - \frac{(\mathbf{k}\cdot\mathbf{U}(\mathbf{q}+\mathbf{k},\sigma;\mathbf{q},\sigma'))(\mathbf{k}\cdot\mathbf{W}(\mathbf{p}-\mathbf{k},\tau;\mathbf{p},\tau'))}{k^2(\tilde{q}+\tilde{k}\div\tilde{q})^2} \right] d_{\mathbf{p}-\mathbf{k},\tau}^\dagger a_{\mathbf{q}+\mathbf{k},\sigma}^\dagger d_{\mathbf{p},\tau'} a_{\mathbf{q},\sigma'}
\end{aligned}$$

Combining this expression with the term $D^\dagger A^\dagger DA$ in V_2 ,¹⁴ we see that operator F_2 in (9.17) takes the form

$$\begin{aligned}
F_2 &= \frac{e^2\hbar^2c^2}{(2\pi\hbar)^3} \frac{Mmc^4}{\sqrt{\omega_{\mathbf{q}+\mathbf{k}}\omega_{\mathbf{q}}}\sqrt{\Omega_{\mathbf{p}-\mathbf{k}}\Omega_{\mathbf{p}}}} \sum_{\sigma,\tau,\sigma',\tau'} \int d\mathbf{k}d\mathbf{p}d\mathbf{q} \times \\
&\quad \left[-\frac{\mathbf{U}(\mathbf{q}+\mathbf{k},\sigma;\mathbf{q},\sigma')\cdot\mathbf{W}(\mathbf{p}-\mathbf{k},\tau;\mathbf{p},\tau')}{(\tilde{q}+\tilde{k}\div\tilde{q})^2} \right. \\
&\quad + \frac{(\mathbf{k}\cdot\mathbf{U}(\mathbf{q}+\mathbf{k},\sigma;\mathbf{q},\sigma'))(\mathbf{k}\cdot\mathbf{W}(\mathbf{p}-\mathbf{k},\tau;\mathbf{p},\tau'))}{k^2(\tilde{q}+\tilde{k}\div\tilde{q})^2} \\
&\quad \left. - \frac{U^0(\mathbf{q}+\mathbf{k},\sigma;\mathbf{q},\sigma')W^0(\mathbf{p}-\mathbf{k},\tau;\mathbf{p},\tau')}{c^2k^2} \right] d_{\mathbf{p}-\mathbf{k},\tau}^\dagger a_{\mathbf{q}+\mathbf{k},\sigma}^\dagger d_{\mathbf{p},\tau'} a_{\mathbf{q},\sigma'} \quad (9.24)
\end{aligned}$$

From (J.84) we further obtain

$$\begin{aligned}
(\mathbf{k}\cdot\mathbf{W}(\mathbf{p}-\mathbf{k},\tau;\mathbf{p},\tau')) &= -\frac{\Omega_{\mathbf{p}-\mathbf{k}}-\Omega_{\mathbf{p}}}{c}W^0(\mathbf{p}-\mathbf{k},\tau;\mathbf{p},\tau') \\
&= \frac{\omega_{\mathbf{q}+\mathbf{k}}-\omega_{\mathbf{q}}}{c}W^0(\mathbf{p}-\mathbf{k},\tau;\mathbf{p},\tau') \\
(\mathbf{k}\cdot\mathbf{U}(\mathbf{q}+\mathbf{k},\sigma;\mathbf{q},\sigma')) &= \frac{\omega_{\mathbf{q}+\mathbf{k}}-\omega_{\mathbf{q}}}{c}U^0(\mathbf{q}+\mathbf{k},\sigma;\mathbf{q},\sigma')
\end{aligned}$$

and

¹⁴ the third term in equation (L.11)

$$\begin{aligned} \frac{(\mathbf{k} \cdot \mathbf{U})(\mathbf{k} \cdot \mathbf{W})}{k^2(\tilde{q} + \tilde{k} \div \tilde{q})^2} - \frac{U^0 W^0}{c^2 k^2} &= \frac{(\omega_{\mathbf{q}+\mathbf{k}} - \omega_{\mathbf{q}})^2 U^0 W^0}{c^2 k^2 (\tilde{q} + \tilde{k} \div \tilde{q})^2} - \frac{[(\omega_{\mathbf{q}+\mathbf{k}} - \omega_{\mathbf{q}})^2 - c^2 k^2] U^0 W^0}{c^2 k^2 (\tilde{q} + \tilde{k} \div \tilde{q})^2} \\ &= \frac{U^0 W^0}{(\tilde{q} + \tilde{k} \div \tilde{q})^2} \end{aligned}$$

so that our final expression for the F -operator is

$$\begin{aligned} F_2 &= \frac{e^2 \hbar^2 c^2}{(2\pi \hbar)^3} \frac{M m c^4}{\sqrt{\omega_{\mathbf{q}+\mathbf{k}} \omega_{\mathbf{q}} \Omega_{\mathbf{p}-\mathbf{k}} \Omega_{\mathbf{p}}}} \sum_{\sigma, \tau, \sigma', \tau'} \int d\mathbf{k} d\mathbf{p} d\mathbf{q} \times \\ &\quad \frac{U^0(\mathbf{q} + \mathbf{k}, \sigma; \mathbf{q}, \sigma') W^0(\mathbf{p} - \mathbf{k}, \tau; \mathbf{p}, \tau') - (\mathbf{U}(\mathbf{q} + \mathbf{k}, \sigma; \mathbf{q}, \sigma') \cdot \mathbf{W}(\mathbf{p} - \mathbf{k}, \tau; \mathbf{p}, \tau'))}{(\tilde{q} + \tilde{k} \div \tilde{q})^2} \times \\ &\quad d_{\mathbf{p}-\mathbf{k}, \tau}^\dagger a_{\mathbf{q}+\mathbf{k}, \sigma}^\dagger d_{\mathbf{p}, \tau'} a_{\mathbf{q}, \sigma'} \\ &= \frac{e^2 \hbar^2 c^2}{(2\pi \hbar)^3} \frac{M m c^4}{\sqrt{\omega_{\mathbf{q}+\mathbf{k}} \omega_{\mathbf{q}} \Omega_{\mathbf{p}-\mathbf{k}} \Omega_{\mathbf{p}}}} \sum_{\sigma, \tau, \sigma', \tau'} \int d\mathbf{k} d\mathbf{p} d\mathbf{q} \times \\ &\quad \frac{U_\mu(\mathbf{q} + \mathbf{k}, \sigma; \mathbf{q}, \sigma') W^\mu(\mathbf{p} - \mathbf{k}, \tau; \mathbf{p}, \tau')}{(\tilde{q} + \tilde{k} \div \tilde{q})^2} d_{\mathbf{p}-\mathbf{k}, \tau}^\dagger a_{\mathbf{q}+\mathbf{k}, \sigma}^\dagger d_{\mathbf{p}, \tau'} a_{\mathbf{q}, \sigma'} \end{aligned} \quad (9.25)$$

Now we insert this result in formula (9.18) for the S -operator. According to (8.54), in order to perform the integration on t from $-\infty$ to ∞ , we just need to multiply the coefficient function by the factor $-2\pi i \delta(E(\mathbf{p}, \mathbf{q}, \mathbf{k}))$, where

$$E(\mathbf{p}, \mathbf{q}, \mathbf{k}) = \omega_{\mathbf{q}+\mathbf{k}} - \omega_{\mathbf{q}} + \Omega_{\mathbf{p}-\mathbf{k}} - \Omega_{\mathbf{p}}$$

is the energy function. This makes the S -operator non-trivial only on the energy shell $E(\mathbf{p}, \mathbf{q}, \mathbf{k}) = 0$. Finally, we can represent the 2nd order scattering operator in the general form (8.50)

$$S_2[d^\dagger a^\dagger da] = \sum_{\sigma, \tau, \sigma', \tau'} \int d\mathbf{p} d\mathbf{q} d\mathbf{p}' d\mathbf{q}' s_2(\mathbf{p}, \mathbf{q}, \mathbf{p}', \mathbf{q}'; \sigma, \tau, \sigma', \tau') d_{\mathbf{p}, \tau}^\dagger a_{\mathbf{q}, \sigma}^\dagger d_{\mathbf{p}', \tau'} a_{\mathbf{q}', \sigma'} \quad (9.26)$$

with the coefficient function

$$s_2(\mathbf{p}, \mathbf{q}, \mathbf{p}', \mathbf{q}'; \tau, \sigma, \tau', \sigma') = \frac{ie^2 c^2 m M c^4 \delta^4(\tilde{p} + \tilde{q} - \tilde{p}' - \tilde{q}') U^\mu(\mathbf{q}, \sigma; \mathbf{q}', \sigma') W_\mu(\mathbf{p}, \tau; \mathbf{p}', \tau')}{4\pi^2 \hbar \sqrt{\omega_{\mathbf{q}} \omega_{\mathbf{q}'} \Omega_{\mathbf{p}} \Omega_{\mathbf{p}'}} (\tilde{q} - \tilde{q}')^2} \quad (9.27)$$

where the 4-dimensional delta function¹⁵

$$\delta^4(\tilde{p} + \tilde{q} - \tilde{p}' - \tilde{q}') \equiv \delta(\mathbf{p} + \mathbf{q} - \mathbf{p}' - \mathbf{q}') \delta(\Omega_{\mathbf{p}} + \omega_{\mathbf{q}} - \Omega_{\mathbf{p}'} - \omega_{\mathbf{q}'}) \quad (9.28)$$

guarantees the conservation of both momentum and energy in the collision process.

Note that $s_2(\mathbf{p}, \mathbf{q}, \mathbf{p}', \mathbf{q}'; \tau, \sigma, \tau', \sigma')$ in (9.27) is indeed a matrix element of the S -operator between two 2-particle states

$$\begin{aligned} & \langle 0 | a_{\mathbf{q}, \sigma} d_{\mathbf{p}, \tau} S_2 [d^\dagger a^\dagger da] d_{\mathbf{p}', \tau'}^\dagger a_{\mathbf{q}', \sigma'}^\dagger | 0 \rangle \\ &= \sum_{\pi, \rho, \pi', \rho'} \langle 0 | a_{\mathbf{q}, \sigma} d_{\mathbf{p}, \tau} \int ds dt ds' dt' d_{\mathbf{s}, \pi}^\dagger a_{\mathbf{t}, \rho}^\dagger s_2(\mathbf{s}, \mathbf{t}, \mathbf{s}', \mathbf{t}'; \pi, \rho, \pi', \rho') \times \\ & \quad d_{\mathbf{s}', \pi'} a_{\mathbf{t}', \rho'} d_{\mathbf{p}', \tau'}^\dagger a_{\mathbf{q}', \sigma'}^\dagger | 0 \rangle \\ &= \sum_{\pi, \rho, \pi', \rho'} \int ds dt ds' dt' s_2(\mathbf{s}, \mathbf{t}, \mathbf{s}', \mathbf{t}'; \pi, \rho, \pi', \rho') \times \\ & \quad \delta(\mathbf{s} - \mathbf{p}) \delta_{\pi, \tau} \delta(\mathbf{t} - \mathbf{q}) \delta_{\rho, \sigma} \delta(\mathbf{s}' - \mathbf{p}') \delta_{\pi', \tau'} \delta(\mathbf{t}' - \mathbf{q}') \delta_{\rho', \sigma'} \\ &= s_2(\mathbf{p}, \mathbf{q}, \mathbf{p}', \mathbf{q}'; \tau, \sigma, \tau', \sigma') \end{aligned} \quad (9.29)$$

9.2.2 Lorentz invariance of the S -operator

In this subsection we would like to verify the Lorentz invariance of the S -operator calculated above. More specifically, in accordance with (7.7) we would like to check that

$$e^{-\frac{ic}{\hbar} \mathbf{K}_0 \vec{\theta}} S_2 [d^\dagger a^\dagger da] e^{\frac{ic}{\hbar} \mathbf{K}_0 \vec{\theta}} = S_2 [d^\dagger a^\dagger da]$$

¹⁵see Appendix M.1

On the left hand side of this equality we apply boosts to particle operators using formulas (8.36) - (8.37)

$$\begin{aligned}
& \sum_{\sigma, \tau, \sigma', \tau'} \int d\mathbf{p} d\mathbf{q} d\mathbf{p}' d\mathbf{q}' s_2(\mathbf{p}, \mathbf{q}, \mathbf{p}', \mathbf{q}'; \tau, \sigma, \tau', \sigma') e^{\frac{ic}{\hbar} \mathbf{K}_0 \vec{\theta}} d_{\mathbf{p}, \tau}^\dagger a_{\mathbf{q}, \sigma}^\dagger d_{\mathbf{p}', \tau'} a_{\mathbf{q}', \sigma'} e^{-\frac{ic}{\hbar} \mathbf{K}_0 \vec{\theta}} \\
= & \sum_{\sigma, \tau, \sigma', \tau'} \int d\mathbf{p} d\mathbf{q} d\mathbf{p}' d\mathbf{q}' s_2(\mathbf{p}, \mathbf{q}, \mathbf{p}', \mathbf{q}'; \tau, \sigma, \tau', \sigma') \times \\
& \frac{\sqrt{\Omega_{\Lambda \mathbf{p}} \Omega_{\mathbf{p}}}}{\Omega_{\mathbf{p}}} \sum_{\rho} (D^{1/2})_{\tau \rho}^* (-\vec{\phi}_W(\mathbf{p}, \Lambda)) d_{\Lambda \mathbf{p}, \rho}^\dagger \frac{\sqrt{\omega_{\lambda \mathbf{q}} \omega_{\mathbf{q}}}}{\omega_{\mathbf{q}}} \sum_{\pi} (D^{1/2})_{\sigma \pi}^* (-\vec{\phi}_W(\mathbf{q}, \lambda)) a_{\lambda \mathbf{q}, \pi}^\dagger \times \\
& \frac{\sqrt{\Omega_{\Lambda \mathbf{p}'} \Omega_{\mathbf{p}'}}}{\Omega_{\mathbf{p}'}} \sum_{\eta} D_{\tau' \eta}^{1/2} (-\vec{\phi}_W(\mathbf{p}', \Lambda)) d_{\Lambda \mathbf{p}', \eta} \frac{\sqrt{\omega_{\lambda \mathbf{q}'} \omega_{\mathbf{q}'}}}{\omega_{\mathbf{q}'}} \sum_{\chi} D_{\sigma' \chi}^{1/2} (-\vec{\phi}_W(\mathbf{q}', \lambda)) a_{\lambda \mathbf{q}', \chi}
\end{aligned}$$

where $\omega_{\mathbf{q}} = \sqrt{m^2 c^4 + q^2 c^2}$, $\lambda \mathbf{q}$ is the boost transformation of the electron's momentum,¹⁶ and $\vec{\phi}_W(\mathbf{q}, \lambda)$ is the corresponding Wigner angle (5.16). The analogous proton-related quantities $\Omega_{\mathbf{q}}$, $\Lambda_{\mathbf{q}}$, and $\vec{\phi}_W(\mathbf{q}, \Lambda)$ are obtained by replacing the electron mass m with the proton mass M . Changing summation and integration variables and denoting $R(\mathbf{p}, \lambda)\tau$ and $R(\mathbf{p}, \Lambda)\sigma$ the results of Wigner rotations on the electron and proton spin components, respectively, we obtain¹⁷

$$\begin{aligned}
= & \sum_{\sigma, \tau, \sigma', \tau'} \int d(\Lambda^{-1} \mathbf{p}) d(\lambda^{-1} \mathbf{q}) d(\Lambda^{-1} \mathbf{p}') d(\lambda^{-1} \mathbf{q}') \frac{\sqrt{\Omega_{\mathbf{p}} \Omega_{\Lambda^{-1} \mathbf{p}} \omega_{\mathbf{q}} \omega_{\lambda^{-1} \mathbf{q}} \Omega_{\mathbf{p}'} \Omega_{\Lambda^{-1} \mathbf{p}'} \omega_{\mathbf{q}'} \omega_{\lambda^{-1} \mathbf{q}'}}}{\Omega_{\Lambda^{-1} \mathbf{p}} \omega_{\lambda^{-1} \mathbf{q}} \Omega_{\Lambda^{-1} \mathbf{p}'} \omega_{\lambda^{-1} \mathbf{q}'}} \times \\
& s_2(\Lambda^{-1} \mathbf{p}, \lambda^{-1} \mathbf{q}, \Lambda^{-1} \mathbf{p}', \lambda^{-1} \mathbf{q}'; R^{-1}(\mathbf{p}, \Lambda)\tau, R^{-1}(\mathbf{q}, \lambda)\sigma, R(\mathbf{p}', \Lambda)\tau', R(\mathbf{q}', \lambda)\sigma') \times \\
& d_{\mathbf{p}, \tau}^\dagger a_{\mathbf{q}, \sigma}^\dagger d_{\mathbf{p}', \tau'} a_{\mathbf{q}', \sigma'} \\
= & \sum_{\sigma, \tau, \sigma', \tau'} \int d\mathbf{p} d\mathbf{q} d\mathbf{p}' d\mathbf{q}' \sqrt{\frac{\Omega_{\Lambda^{-1} \mathbf{p}} \omega_{\lambda^{-1} \mathbf{q}} \Omega_{\Lambda^{-1} \mathbf{p}'} \omega_{\lambda^{-1} \mathbf{q}'}}{\Omega_{\mathbf{p}} \omega_{\mathbf{q}} \Omega_{\mathbf{p}'} \omega_{\mathbf{q}'}}} \times \\
& s_2(\Lambda^{-1} \mathbf{p}, \lambda^{-1} \mathbf{q}, \Lambda^{-1} \mathbf{p}', \lambda^{-1} \mathbf{q}'; R^{-1}(\mathbf{p}, \Lambda)\tau, R^{-1}(\mathbf{q}, \lambda)\sigma, R(\mathbf{p}', \Lambda)\tau', R(\mathbf{q}', \lambda)\sigma') \times \\
& d_{\mathbf{p}, \tau}^\dagger a_{\mathbf{q}, \sigma}^\dagger d_{\mathbf{p}', \tau'} a_{\mathbf{q}', \sigma'}
\end{aligned}$$

Comparing this result with (9.26) we conclude that the Lorentz invariance

¹⁶see formula (5.14)

¹⁷We also used equation (5.25) here.

condition will be satisfied if the coefficient function can be written in the form

$$s_2(\mathbf{p}, \mathbf{q}, \mathbf{p}', \mathbf{q}'; \tau, \sigma, \tau', \sigma') \equiv \frac{Mmc^4}{\sqrt{\Omega_{\mathbf{p}}\omega_{\mathbf{q}}\Omega_{\mathbf{p}'}\omega_{\mathbf{q}'}}} \mathcal{S}_2(\mathbf{p}, \mathbf{q}, \mathbf{p}', \mathbf{q}'; \tau, \sigma, \tau', \sigma')$$

and the new function \mathcal{S}_2 satisfies a simpler invariance condition

$$\begin{aligned} & \mathcal{S}_2(\mathbf{p}, \mathbf{q}, \mathbf{p}', \mathbf{q}'; \tau, \sigma, \tau', \sigma') \\ = & \mathcal{S}_2(\Lambda^{-1}\mathbf{p}, \lambda^{-1}\mathbf{q}, \Lambda^{-1}\mathbf{p}', \lambda^{-1}\mathbf{q}'; R^{-1}(\mathbf{p}, \Lambda)\tau, R^{-1}(\mathbf{q}, \lambda)\sigma, R(\mathbf{p}', \Lambda)\tau', R(\mathbf{q}', \lambda)\sigma') \end{aligned} \quad (9.30)$$

In our case (9.27)

$$\mathcal{S}_2 = \frac{ie^2c^2}{4\pi^2\hbar} \delta^4(\tilde{p} + \tilde{q} - \tilde{p}' - \tilde{q}') \frac{U^\mu(\mathbf{q}, \sigma; \mathbf{q}', \sigma') W_\mu(\mathbf{p}, \tau; \mathbf{p}', \tau')}{(\tilde{q} - \tilde{q}')^2}$$

As shown in Appendix J.8, the quantities U^μ and W^μ transform as 4-vectors under the change of arguments indicated on the right hand side of (9.30). So the 4-product $U^\mu W_\mu$ stays invariant. The 4-square $(\tilde{q} - \tilde{q}')^2$ is invariant as well. This proves Lorentz invariance of the 2nd order contribution (9.27) to the S -operator.

9.2.3 \mathcal{S}_2 in Feynman-Dyson perturbation theory

The relativistic invariance of the \mathcal{S}_2 operator looks almost accidental in our approach. Indeed, we have used the interacting Hamiltonian $V_1 + V_2$, which did not have simple transformation properties with respect to boosts. We have also used a non-covariant form (K.14) of the matrix $h_{\mu\nu}(\mathbf{k})$ and saw a lucky cancelation of non-covariant terms. However, as discussed in section 8.5 of [Wei95], this cancelation is actually not accidental. In fact, it is expected to occur for all processes in all perturbation orders, so that S -matrix elements become explicitly Lorentz invariant. This observation opens up a possibility to perform S -matrix calculations much more easily than it has been done above, while maintaining the manifest covariance at each calculation step. Such a possibility is realized in the *Feynman-Dyson perturbation theory*, which is the method of choice for S -matrix calculations in QFT.

The prescription used in the Feynman-Dyson approach has three differences with respect to our subsection 9.2.1 [Wei95, Wei64a].

1. Drop the 2nd order interaction V_2 in (9.12), so that the full interaction operator is given simply by V_1 in (9.13)¹⁸

$$\begin{aligned} V_1 &= \frac{1}{c} \int d\mathbf{x} j_\mu(\mathbf{x}, 0) A^\mu(\mathbf{x}, 0) \\ &= \int d\mathbf{x} (-e\bar{\psi}(\mathbf{x}, 0)\gamma^\mu\psi(\mathbf{x}, 0) + e\bar{\Psi}(\mathbf{x}, 0)\gamma^\mu\Psi(\mathbf{x}, 0)) A^\mu(\mathbf{x}, 0) \end{aligned} \quad (9.31)$$

2. In calculations involving photon fields¹⁹ use the covariant expression $(g_{\mu\nu})$ for the matrix $h_{\mu\nu}(\mathbf{k})$ instead of our formula (K.14).
3. Calculate the S -operator with the help of the Feynman-Dyson perturbation formula (7.17).

We will omit a proof that this approach works in all orders. Let us simply show how it applies to our example. Here we will repeat calculation of the 2nd order S -matrix element S_2 in the Feynman-Dyson formulation. We use formulas (7.17), (9.29), and (L.1)

$$\begin{aligned} & s_2(\mathbf{p}, \mathbf{q}, \mathbf{p}', \mathbf{q}'; \tau, \sigma, \tau', \sigma') \\ &= \langle 0 | a_{\mathbf{q}, \sigma} d_{\mathbf{p}, \tau} S_2 d_{\mathbf{p}', \tau'}^\dagger a_{\mathbf{q}', \sigma'}^\dagger | 0 \rangle \\ &= -\langle 0 | a_{\mathbf{q}, \sigma} d_{\mathbf{p}, \tau} \left(\frac{1}{2! \hbar^2} \int_{-\infty}^{+\infty} dt_1 dt_2 T[V_1(t_1)V_1(t_2)] \right) d_{\mathbf{p}', \tau'}^\dagger a_{\mathbf{q}', \sigma'}^\dagger | 0 \rangle \\ &= -\frac{1}{2! \hbar^2 c^2} \int d^4 x_1 d^4 x_2 \langle 0 | a_{\mathbf{q}, \sigma} d_{\mathbf{p}, \tau} T[(J^\mu(\tilde{x}_1)A_\mu(\tilde{x}_1) + \mathcal{J}^\mu(\tilde{x}_1)A_\mu(\tilde{x}_1)) \times \\ & \quad (J^\mu(\tilde{x}_2)A_\mu(\tilde{x}_2) + \mathcal{J}^\mu(\tilde{x}_2)A_\mu(\tilde{x}_2))] d_{\mathbf{p}', \tau'}^\dagger a_{\mathbf{q}', \sigma'}^\dagger | 0 \rangle \\ &= -\frac{1}{2! \hbar^2 c^2} \int d^4 x_1 d^4 x_2 \langle 0 | a_{\mathbf{q}, \sigma} d_{\mathbf{p}, \tau} \left(T[J^\mu(\tilde{x}_1)A_\mu(\tilde{x}_1)\mathcal{J}^\mu(\tilde{x}_2)A_\mu(\tilde{x}_2)] \right) \end{aligned}$$

¹⁸So, we will call V_1 the *Feynman-Dyson interaction operator* to distinguish it from the *Hamiltonian interaction operator* $V_1 + V_2$.

¹⁹commutators (K.12) and photon propagators (K.16)

$$\begin{aligned}
& +T[\mathcal{J}^\mu(\tilde{x}_1)A_\mu(\tilde{x}_1)J^\mu(\tilde{x}_2)A_\mu(\tilde{x}_2)]d_{\mathbf{p}',\tau'}^\dagger a_{\mathbf{q}',\sigma'}^\dagger|0\rangle \\
= & \frac{e^2}{\hbar^2} \int d^4x_1 d^4x_2 \times \\
& \langle 0|a_{\mathbf{q},\sigma}d_{\mathbf{p},\tau}T[\bar{\psi}(\tilde{x}_1)\gamma^\mu\psi(\tilde{x}_1)A_\mu(\tilde{x}_1)\bar{\Psi}(\tilde{x}_2)\gamma^\nu\Psi(\tilde{x}_2)A_\nu(\tilde{x}_2)]d_{\mathbf{p}',\tau'}^\dagger a_{\mathbf{q}',\sigma'}^\dagger|0\rangle
\end{aligned} \tag{9.32}$$

If the operator sandwiched between vacuum vectors $\langle 0|\dots|0\rangle$ is converted to the normal order, then all its terms will not contribute to the matrix element, except the c -number term. In order to provide such a c -number term, the operator under the T -symbol should have the structure $d^\dagger a^\dagger da$. From expressions (J.26) and (J.29) for quantum fields ψ and Ψ we conclude that operator d^\dagger (with a corresponding numerical factor) may come only from the factor $\bar{\Psi}$, operator a^\dagger comes from $\bar{\psi}$ and operators d and a come from factors Ψ and ψ , respectively. In the process of bringing the full operator to the normal order, creation (annihilation) operators inside the T -symbol change places with corresponding annihilation (creation) operators outside this symbol. This leaves expressions like (momentum delta function) \times (Kronecker delta symbol of spin labels) \times (numerical factor). The delta function and the Kronecker delta disappear after integration (summation) and only the numerical factor is left. For example, the electron creation operator from the factors $\bar{\psi}_\alpha$ being coupled with the annihilation operator $a_{\mathbf{q},\sigma}$ results in the numerical factor

$$\sqrt{\frac{mc^2}{(2\pi\hbar)^3\omega_{\mathbf{q}}}} \exp\left(\frac{i}{\hbar}\tilde{\mathbf{q}}\cdot\tilde{\mathbf{x}}_i\right) \bar{u}_\alpha(\mathbf{q},\sigma) \tag{9.33}$$

After these routine manipulations the coefficient function takes the form²⁰

$$\begin{aligned}
& s_2(\mathbf{p},\mathbf{q},\mathbf{p}',\mathbf{q}';\tau,\sigma,\tau',\sigma') \\
\approx & \int d^4x_1 d^4x_2 \frac{e^2 m M c^4}{\hbar^2 (2\pi\hbar)^6 \sqrt{\omega_{\mathbf{q}}\omega_{\mathbf{q}'}\Omega_{\mathbf{p}}\Omega_{\mathbf{p}'}}} \times \\
& \exp\left(\frac{i}{\hbar}\tilde{\mathbf{q}}\cdot\tilde{\mathbf{x}}_1\right) \exp\left(-\frac{i}{\hbar}\tilde{\mathbf{q}}'\cdot\tilde{\mathbf{x}}_1\right) \exp\left(\frac{i}{\hbar}\tilde{\mathbf{p}}\cdot\tilde{\mathbf{x}}_2\right) \exp\left(-\frac{i}{\hbar}\tilde{\mathbf{p}}'\cdot\tilde{\mathbf{x}}_2\right) \times
\end{aligned}$$

²⁰where the matrix element $\langle 0|T[A^\mu(\tilde{x}_1)A^\nu(\tilde{x}_2)]|0\rangle$ (the *photon propagator*) was taken from (K.17)

$$\begin{aligned}
& \bar{u}(\mathbf{q}, \sigma) \gamma_\mu u(\mathbf{q}', \sigma') \bar{w}(\mathbf{p}, \tau) \gamma_\nu w(\mathbf{p}', \tau') \langle 0 | T [A^\mu(\tilde{x}_1) A^\nu(\tilde{x}_2)] | 0 \rangle \\
&= \frac{1}{2\pi i} \int d^4 x_1 d^4 x_2 d^4 s \frac{e^2 c^2 m M c^4}{(2\pi\hbar)^9 \sqrt{\omega_{\mathbf{q}} \omega_{\mathbf{q}'} \Omega_{\mathbf{p}} \Omega_{\mathbf{p}'}}} \times \\
& \exp\left(\frac{i}{\hbar}(\tilde{q} - \tilde{q}' - \tilde{s}) \cdot \tilde{x}_1\right) \exp\left(\frac{i}{\hbar}(\tilde{p} - \tilde{p}' + \tilde{s}) \cdot \tilde{x}_2\right) \times \\
& \bar{u}_a(\mathbf{q}, \sigma) \gamma_\mu^{ab} u_b(\mathbf{q}', \sigma') \frac{g_{\mu\nu}}{\tilde{s}^2} \bar{w}_c(\mathbf{p}, \tau) \gamma_\nu^{cd} w_d(\mathbf{p}', \tau') \\
&= -\frac{ie^2 c^2 m M c^4}{4\pi^2 \hbar \sqrt{\omega_{\mathbf{q}} \omega_{\mathbf{q}'} \Omega_{\mathbf{p}} \Omega_{\mathbf{p}'}}} \delta^4(\tilde{p} + \tilde{q} - \tilde{p}' - \tilde{q}') \times \\
& \bar{u}_a(\mathbf{q}, \sigma) \gamma_\mu^{ab} u_b(\mathbf{q}', \sigma') \frac{g_{\mu\nu}}{(\tilde{q} - \tilde{q}')^2} \bar{w}_c(\mathbf{p}, \tau) \gamma_\nu^{cd} w_d(\mathbf{p}', \tau') \tag{9.34}
\end{aligned}$$

$$= -\frac{ie^2 c^2 m M c^4 \delta^4(\tilde{p} + \tilde{q} - \tilde{p}' - \tilde{q}') U^\mu(\mathbf{q}, \sigma; \mathbf{q}', \sigma') W_\mu(\mathbf{p}, \tau; \mathbf{p}', \tau')}{4\pi^2 \hbar \sqrt{\omega_{\mathbf{q}} \omega_{\mathbf{q}'} \Omega_{\mathbf{p}} \Omega_{\mathbf{p}'}} (\tilde{q} - \tilde{q}')^2} \tag{9.35}$$

which, as expected, is exactly the same as in the non-covariant approach (9.27).

Using results from Appendix J.9 and assuming that the proton is very heavy ($M \rightarrow \infty$), we obtain this coefficient function in the $(v/c)^2$ approximation²¹

$$\begin{aligned}
& s_2(\mathbf{p}, \mathbf{q}, \mathbf{p}', \mathbf{q}'; \tau, \sigma, \tau', \sigma') \\
& \approx \frac{ie^2 \delta_{\tau, \tau'} mc^2}{(2\pi)^2 \hbar \sqrt{\omega_{\mathbf{q}} \omega_{\mathbf{q}'}}} \frac{1}{k^2} U^0(\mathbf{q} + \mathbf{k}, \sigma; \mathbf{q}, \sigma') \\
& \approx \frac{ie^2 \delta_{\tau, \tau'}}{(2\pi)^2 \hbar k^2} \left(1 - \frac{q^2}{2m^2 c^2} - \frac{\mathbf{q}\mathbf{k}}{2m^2 c^2} - \frac{k^2}{4m^2 c^2}\right) \chi_\sigma^\dagger \left(1 + \frac{(2\mathbf{q} + \mathbf{k})^2}{8m^2 c^2} + \frac{i\vec{\sigma}_{el} \cdot [\mathbf{k} \times \mathbf{q}]}{4m^2 c^2}\right) \chi_{\sigma'} \\
& \approx \frac{ie^2 \delta_{\tau, \tau'} \delta_{\sigma, \sigma'}}{(2\pi)^2 \hbar k^2} \left(1 - \frac{q^2}{2m^2 c^2} - \frac{\mathbf{q}\mathbf{k}}{2m^2 c^2} - \frac{k^2}{4m^2 c^2} + \frac{q^2}{2m^2 c^2} + \frac{\mathbf{q}\mathbf{k}}{2m^2 c^2} + \frac{k^2}{8m^2 c^2}\right) \\
& + \frac{ie^2 \delta_{\tau, \tau'}}{(2\pi)^2 \hbar k^2} \chi_\sigma^\dagger \frac{i\vec{\sigma}_{el} \cdot [\mathbf{k} \times \mathbf{q}]}{4m^2 c^2} \chi_{\sigma'} \\
& = \frac{ie^2 \delta_{\tau, \tau'} \delta_{\sigma, \sigma'}}{(2\pi)^2 \hbar} \left(\frac{1}{k^2} - \frac{1}{8m^2 c^2}\right) - \frac{\alpha \delta_{\tau, \tau'}}{4\pi m^2 c} \chi_\sigma^\dagger \frac{\vec{\sigma}_{el} \cdot [\mathbf{k} \times \mathbf{q}]}{k^2} \chi_{\sigma'}
\end{aligned}$$

In the extreme non-relativistic approximation, we can ignore terms with c in denominators and obtain

²¹We omit the energy delta function and introduce the vector of transferred momentum $\mathbf{k} = \mathbf{q}' - \mathbf{q} = \mathbf{p} - \mathbf{p}'$.

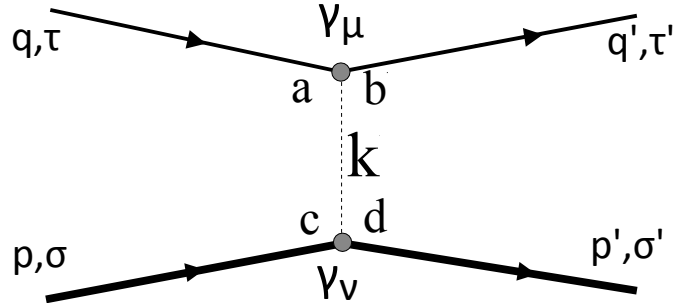


Figure 9.1: Feynman diagram for the electron-proton scattering in the 2nd perturbation order.

$$S_2[d^\dagger a^\dagger da] = \frac{ie^2}{(2\pi)^2 \hbar} \sum_{\sigma\tau} \int d\mathbf{p} d\mathbf{q} d\mathbf{k} \frac{\delta(E(\mathbf{p}, \mathbf{q}, \mathbf{k}))}{k^2} d_{\mathbf{p}-\mathbf{k}, \tau}^\dagger d_{\mathbf{p}, \tau} a_{\mathbf{q}+\mathbf{k}, \sigma}^\dagger a_{\mathbf{q}, \sigma} \quad (9.36)$$

This is consistent with our toy model (8.98). The difference in sign is related to the fact that equation (8.98) describes scattering of two electrons having the same charge and, therefore, repelling each other, while equation (9.36) refers to a Coulomb-type attractive electron-proton potential.²²

9.2.4 Feynman diagrams

Expression (9.34) for the scattering amplitude can be conveniently represented by the *Feynman diagram* shown in Fig. 9.1²³ Here we would like to formulate general rules for drawing and interpreting Feynman diagrams in QED. They are called *Feynman rules*.

The initial state of the electron with momentum \mathbf{q} and spin component τ is represented by the factor²⁴

²²see subsection 8.3.5

²³Note that in spite of some similarities, Feynman diagrams are fundamentally different from diagrams considered in sections 8.3 and 8.4. Feynman diagrams describe expressions obtained in the Feynman-Dyson perturbation theory, while diagrams from sections 8.3 and 8.4 are for the use in the “old-fashioned” (non-covariant) perturbation theory. In fact, one Feynman-Dyson diagram is equivalent to a sum of many “old-fashioned” diagrams. This explains the convenience and popularity of the canonical perturbation theory.

²⁴This is (9.33) with the exponential factor dropped. Exponential factors coming from

$$\sqrt{\frac{mc^2}{(2\pi\hbar)^3\omega_{\mathbf{q}}}}\bar{u}_a(\mathbf{q}, \sigma) \quad (9.37)$$

in (9.34) and by a thin incoming arrow in the diagram 9.1. Similarly, the final state of the electron is represented by the factor

$$\sqrt{\frac{mc^2}{(2\pi\hbar)^3\omega_{\mathbf{q}'}}}u_b(\mathbf{q}', \sigma') \quad (9.38)$$

in (9.34) and by a thin outgoing arrow in the diagram 9.1. The incoming and outgoing proton lines are represented by thick arrows in the diagram and by factors

$$\sqrt{\frac{Mc^2}{(2\pi\hbar)^3\Omega_{\mathbf{p}}}}\bar{w}_c(\mathbf{p}, \tau), \quad \sqrt{\frac{Mc^2}{(2\pi\hbar)^3\Omega_{\mathbf{p}'}}}w_d(\mathbf{p}', \tau') \quad (9.39)$$

respectively. Similarly incoming and outgoing external photon lines²⁵ with momentum \mathbf{p} and helicity ρ correspond to factors

$$\frac{\hbar\sqrt{c}}{\sqrt{2p}(2\pi\hbar)^3}e_{\mu}(\mathbf{p}, \rho), \quad \frac{\hbar\sqrt{c}}{\sqrt{2p}(2\pi\hbar)^3}e_{\mu}^*(\mathbf{p}, \rho) \quad (9.40)$$

respectively.

An internal photon line carrying 4-momentum \tilde{k} corresponds to the photon propagator in (9.34)²⁶

$$\frac{\hbar^2 c^2 g^{\mu\nu}}{2\pi i (2\pi\hbar)^3 \tilde{k}^2} \quad (9.41)$$

different sources will be collected and analyzed together later.

²⁵See graph 9.2, where external photon lines are shown by dashed arrows.

²⁶Compare with (K.17). Here we omit the integration sign and the exponential factor, which will be tackled later.

It is shown by the dashed line in the diagram 9.1. An internal electron line²⁷ connects two vertices and corresponds to the electron propagator²⁸

$$\frac{(\not{k} + mc^2)_{bc}}{2\pi i(2\pi\hbar)^3(\tilde{k}^2 - m^2c^4)} \quad (9.42)$$

Similarly, an internal proton line is associated with the factor

$$\frac{(\not{k} + Mc^2)_{bc}}{2\pi i(2\pi\hbar)^3(\tilde{k}^2 - M^2c^4)} \quad (9.43)$$

The number of vertices (\mathcal{V}) in the graph is the same as the order of perturbation theory (=2 in the diagram 9.1). Each vertex is associated with the factor

$$\frac{i(2\pi\hbar)^4 e\gamma_{ab}^\mu}{\hbar}$$

This factor has three summation indices. Two bispinor indices a and b are coupled to indices of fermion factors (9.37) - (9.39) or (9.42) - (9.43). Thus, in the diagram, each vertex is connected to two fermion lines (either external or internal). The 4-vector index μ is coupled to indices of either free photon factor (9.40) or photon propagator (9.41). Correspondingly, each vertex connects to one photon line (either external or internal). So, we conclude that each contribution to the QED S-matrix can be represented simply by drawing a connected²⁹ diagram, whose edges and vertices respect the above connectivity rules.

Let us now discuss exponential factors and integrations. Each interaction vertex is associated with a 4-integral $\int d^4x$. Each incoming external particle line (attached to the vertex with integration variable \tilde{x}') is associated with exponential factor $\exp(\frac{i}{\hbar}\tilde{p}\cdot\tilde{x}')$. Each outgoing external particle line (attached to the vertex with integration variable \tilde{x}) is associated with exponential factor

²⁷For brevity, we call it “internal electron lines.” However, in fact, the corresponding propagator has contributions from both electron and positron operators.

²⁸Compare with (J.89).

²⁹As discussed in subsection 8.4.2, we should not consider disconnected diagrams, because they correspond to non-interesting spatially separated scattering events.

$\exp(-\frac{i}{\hbar}\tilde{p} \cdot \tilde{x})$. Each internal line carrying 4-momentum \tilde{p} and connecting vertices marked by \tilde{x} and \tilde{x}' provides exponential factor $\exp(\frac{i}{\hbar}\tilde{p} \cdot (\tilde{x} - \tilde{x}'))$. So, the full exponential factor that depends on \tilde{x} is $\exp(\frac{i}{\hbar}(\tilde{p}_1 + \tilde{p}_2 + \tilde{p}_3) \cdot \tilde{x})$, where \tilde{p}_i are 4-momenta (with appropriate signs) of the three lines attached to the vertex. Integrating on d^4x we obtain the 4-momentum δ -function $(2\pi\hbar)^4\delta^4(\tilde{p}_1 + \tilde{p}_2 + \tilde{p}_3)$, which expresses “conservation” of the 4-momentum³⁰ at the interaction vertex. This “conservation” rule helps us to assign 4-momentum labels to all lines: The external lines correspond to real observable particles, so their energy-momenta are considered given (p_0, \mathbf{p}) and (p'_0, \mathbf{p}') and they are always “on the mass shell.” I.e., they satisfy conditions

$$p_0 = \omega_{\mathbf{p}} = \sqrt{m^2c^4 + p^2c^2} \quad (9.44)$$

$$p'_0 = \omega_{\mathbf{p}'} = \sqrt{m^2c^4 + (p')^2c^2} \quad (9.45)$$

We can arbitrarily assign directions of the momentum flow through internal lines. For each independent loop we should also introduce an additional 4-momentum, which, as we will see, is a dummy integration variable. Then, following the above “conservation” rule, we can assign a unique 4-momentum label to each line in the diagram.

In addition to d^4x integrations discussed above we also have 4-momentum integrals associated with each external line and each internal line (propagator). As we discussed in subsection 8.4.1, these integrations are sufficient to kill all 4-momentum delta functions, leaving just one delta function expressing the conservation of the overall momentum and energy in the scattering process. The number of integrals left is equal to the number of independent loops in the diagram.

To summarize, we have the following rules for writing a \mathcal{V} -order matrix element of the scattering operator

1. Draw a Feynman diagram with \mathcal{V} vertices, \mathcal{I} internal lines, and $\mathcal{L} = \mathcal{I} - \mathcal{V} + 1$ independent loops. Each vertex in the diagram should be connected to two electron (or proton) lines (either external or internal) and to one photon line (either external or internal). External incoming (outgoing) lines correspond to initial (final) configuration of particles

³⁰We put the word “conservation” in quotes, because the 4-momenta of “virtual particles” involved here are just integration variables. They cannot be measured and, therefore, unphysical. See next subsection.

Table 9.1: The correspondence between elements in a Feynman diagram and factors in the corresponding scattering amplitude.

Diagram element	Factor	Physical interpretation
incoming electron line	$\sqrt{\frac{mc^2}{(2\pi\hbar)^3\omega_{\mathbf{p}}}}\bar{u}_a(\mathbf{p}, \sigma)$	electron in the state $ \mathbf{p}, \sigma\rangle$ at $t = -\infty$
outgoing electron line	$\sqrt{\frac{mc^2}{(2\pi\hbar)^3\omega_{\mathbf{p}}}}u_a(\mathbf{p}, \sigma)$	electron in the state $ \mathbf{p}, \sigma\rangle$ at $t = +\infty$
incoming photon line	$\frac{\hbar\sqrt{c}}{\sqrt{(2\pi\hbar)^32p}}e_\mu^*(\mathbf{p}, \tau)$	photon in the state $ \mathbf{p}, \tau\rangle$ at $t = -\infty$
outgoing photon line	$\frac{\hbar\sqrt{c}}{\sqrt{(2\pi\hbar)^32p}}e_\mu(\mathbf{p}, \tau)$	photon in the state $ \mathbf{p}, \tau\rangle$ at $t = +\infty$
internal electron line carrying 4-momentum p^μ	$\frac{(\not{p}+mc^2)_{ab}}{(2\pi i)(2\pi\hbar)^3(\not{p}^2-m^2c^4)}$	no interpretation
internal photon line carrying 4-momentum p^μ	$\frac{\hbar^2c^2g_{\mu\nu}}{(2\pi i)(2\pi\hbar)^3\bar{p}^2}$	no interpretation
interaction vertex	$\frac{i(2\pi\hbar)^4e}{\hbar}\gamma_{ab}^\mu$	no interpretation

in the considered scattering event. Momenta and spins of particles in these asymptotic states are assumed to be given.

2. Assign arbitrary 4-momentum labels to \mathcal{L} internal loop lines.
3. Following the 4-momentum “conservation” rule at each vertex, assign 4-momentum labels to all remaining internal lines.
4. The integrand is now obtained by putting together numerical factors corresponding to all lines and vertices in the diagram as shown in Table 9.1.
5. Integrate the obtained expression on all loop 4-momenta.
6. Multiply by $1/\mathcal{V}!$ (which comes from formula (7.17)) and by an appro-

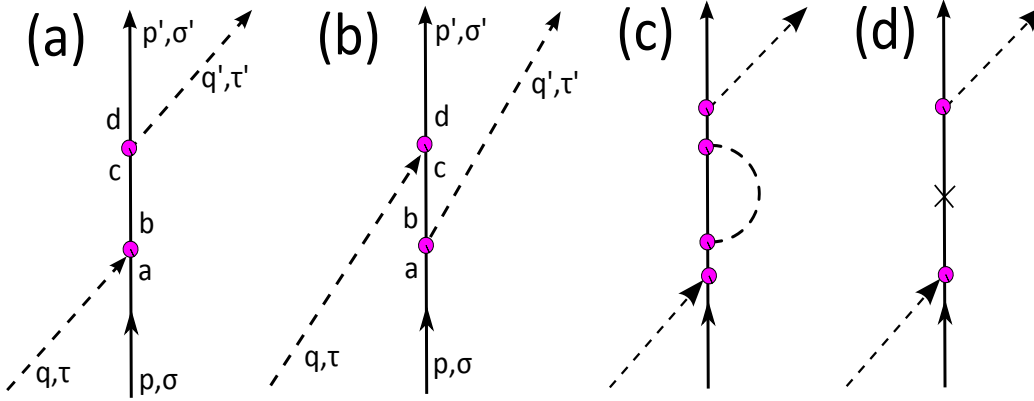


Figure 9.2: Feynman diagrams for electron-photon (Compton) scattering: (a) and (b) - 2nd order terms, (c) and (d) - selected 4th order terms (see section 10.2).

appropriate *symmetry factor*.³¹

7. Multiply by a 4D delta function that expresses the conservation of the total energy-momentum in the scattering process.

9.2.5 Compton scattering

As an example of the above rules, consider the *Compton scattering* electron+photon \rightarrow electron+photon. The two 2nd order diagrams describing this process are shown in Figs. 9.2(a)-(b). According to our rules, the corresponding scattering amplitude is

$$\begin{aligned} & \langle 0 | a_{\mathbf{p},\sigma} c_{\mathbf{q},\tau} S_2 [a^\dagger c^\dagger a c] a_{\mathbf{p}',\sigma'}^\dagger c_{\mathbf{q}',\tau'}^\dagger | 0 \rangle \\ &= \left[\sqrt{\frac{mc^2}{(2\pi\hbar)^3 \omega_{\mathbf{p}}}} \bar{u}_a(\mathbf{p}, \sigma) \right] \left[\frac{i(2\pi\hbar)^4 e \gamma_{ab}^\mu}{\hbar} \right] \left[\frac{\hbar \sqrt{c} e_\mu^*(\mathbf{q}, \tau)}{\sqrt{(2\pi\hbar)^3 2q}} \right] \left[\frac{(\not{p} + \not{q} + mc^2)_{bc}}{(2\pi i)(2\pi\hbar)^3 ((\tilde{p} + \tilde{q})^2 - m^2 c^4)} \right] \end{aligned}$$

³¹For example, in our calculation (9.32) the symmetry factor of 2 is needed due to the appearance of two identical expressions under the t -ordering sign. This symmetry factor canceled the $1/2!$ multiplier exactly. In all S-matrix calculations in this book such cancelation of the symmetry factor and the $1/\mathcal{V}!$ multiplier also occurs.

$$\begin{aligned}
& \left[\frac{i(2\pi\hbar)^4 e\gamma_{cd}^\nu}{\hbar} \right] \left[\frac{\hbar\sqrt{c}e_\nu(\mathbf{q}', \tau')}{\sqrt{(2\pi\hbar)^3 2q'}} \right] \left[\sqrt{\frac{mc^2}{(2\pi\hbar)^3 \omega_{\mathbf{p}'}}} u_d(\mathbf{p}', \sigma') \right] \delta^4(\tilde{p} + \tilde{q} - \tilde{p}' - \tilde{q}') \\
+ & \left[\sqrt{\frac{mc^2}{(2\pi\hbar)^3 \omega_{\mathbf{p}}}} \bar{u}_a(\mathbf{p}, \sigma) \right] \left[\frac{i(2\pi\hbar)^4 e\gamma_{ab}^\nu}{\hbar} \right] \left[\frac{\hbar\sqrt{c}e_\nu(\mathbf{q}', \tau')}{\sqrt{(2\pi\hbar)^3 2q'}} \right] \left[\frac{(\not{p} - \not{q}' + mc^2)_{bc}}{(2\pi i)(2\pi\hbar)^3 ((\tilde{p} - \tilde{q}')^2 - m^2 c^4)} \right] \\
& \left[\frac{i(2\pi\hbar)^4 e\gamma_{cd}^\mu}{\hbar} \right] \left[\frac{\hbar\sqrt{c}e_\mu^*(\mathbf{q}, \tau)}{\sqrt{(2\pi\hbar)^3 2q}} \right] \left[\sqrt{\frac{mc^2}{(2\pi\hbar)^3 \omega_{\mathbf{p}'}}} u_a(\mathbf{p}', \sigma') \right] \delta^4(\tilde{p} + \tilde{q} - \tilde{p}' - \tilde{q}')
\end{aligned}$$

From this expression one can obtain the cross section for the elastic electron-photon scattering. We are not going to reproduce this standard calculation,³² but only note that in the limit of low photon energy one gets exactly the *Thomson cross section formula* familiar from classical electrodynamics. Since the Thomson formula was well tested experimentally, this suggests that all higher order contributions to our low-energy result should vanish. We will find this observation useful in our discussion of the charge renormalization condition in the next chapter.

9.2.6 Virtual particles?

As we mentioned above, external lines of Feynman diagrams represent asymptotic states of real particles. The momentum and spin labels attached to these lines directly correspond to the values of observables that can be measured in these states.

In some QFT textbooks one can also read about interpretation, according to which internal lines in Feynman diagrams correspond to so-called “virtual particles.” Thus, internal photon lines correspond to virtual photons and internal electron (positron) lines correspond to virtual electrons (positrons). Clearly, energy-momentum labels attached to internal lines do not satisfy the basic energy-momentum relationships (9.44) - (9.45) characteristic for real particles.³³ This is usually described as virtual particles being “out of the mass shell.” In spite of their strange properties, virtual particles are often regarded as real objects and their “exchange” is claimed to be the origin of interactions. For example, diagram 9.1 is interpreted as a depiction

³²See, for example section 5.5 in [PS95b] and section 8.7 in [Wei95].

³³In the example shown in diagram 9.1, the “momentum” of the virtual photon is $\mathbf{q} - \mathbf{q}'$ and its “energy” is $\omega_{\mathbf{q}} - \omega_{\mathbf{q}'}$. It is easy to show that in a general case the usual massless relationship $c|\mathbf{q} - \mathbf{q}'| = \omega_{\mathbf{q}} - \omega_{\mathbf{q}'}$ is not satisfied.

of a process in which a virtual photon is “exchanged” between electron and proton, thus leading to their attraction.

These interpretations are not supported by evidence. They are rather misleading. In fact, Feynman diagrams are not depictions of particle trajectories or real events. Lines and vertices in Feynman diagrams are simply graphical representations of certain factors in integrals in scattering amplitudes. Quantum theory does not provide any mechanistic description of interactions (like “exchange” of virtual particles). The only reliable information about interactions is contained in the interaction Hamiltonian, which does not suggest that some invisible virtual particles are emitted, absorbed, and exchanged during particle collisions.

Chapter 10

RENORMALIZATION

There is no great thing that would not be surmounted by a still greater thing. There is no thing so small that no smaller thing could fit into it.

Kozma Prutkov

In the preceding chapter we calculated 2nd order contributions to the S -operator. These were the 2nd and 3rd terms in the perturbation expansion (9.18). It can be demonstrated that the obtained result (9.27) is in a pretty good agreement with experiments on electron-proton scattering. Similarly, one can obtain rather accurate 2nd order results for other scattering events, such as the Compton scattering or the electron-positron annihilation. Can we then expect to get even better agreement by evaluating higher order terms in (9.27)? Sadly, the answer to this question is *no*. As we are going to see in this chapter, many high-order terms in (9.27) are not just inaccurate - they are infinite!

To get a better understanding of this remarkable failure, in Fig. 10.1 we show all 2nd and 4th order Feynman diagrams that are relevant to the electron-proton scattering.¹ Generally, all diagrams can be divided into two broad groups: *tree diagrams* and *loop diagrams*. In our example there is only one tree diagram 10.1(a). This is the same diagram as 9.1 evaluated in

¹Diagrams 10.1(h-k) are obtained from renormalization counterterms that will be discussed in section 10.2.

the preceding chapter. In general, all amplitudes whose Feynman diagrams are tree-like (i.e., do not contain loops), come out fairly accurate.

Serious troubles are associated with loop diagrams, such as 10.1(b-g) in the 4th perturbation order.² As we saw in section 8.4, the appearance of loops is inevitable in high order calculations, and such loops lead to potentially divergent integrals. There are two types of divergences associated with loops in QED. First, it can be shown³ that loop integrals in diagrams 10.1(b-c) and (e-g) diverge due to singularity at zero loop momentum. These are *infrared divergences* [Wei95], whose cancelation will be discussed in Chapter 14.2.

Another problem is the divergence of loop integrals 10.1(b-e) at high loop momenta.⁴ These are also known as *ultraviolet divergences*. The way to fix this problem is provided by the *renormalization* theory developed by Tomonaga, Schwinger, and Feynman in the late 1940's. Basically, this approach says that the QED interaction operator (9.13) - (9.14)

$$V = V_1 + V_2 \tag{10.1}$$

is not complete. It must be corrected by adding certain *counterterms*. The counterterms are formally infinite operators. However, if they are carefully selected, then one can cancel the infinities occurring in loop integrals, so that only some residual finite contributions (*radiative corrections*) remain in each perturbation order. These small radiative corrections are exactly what is needed to obtain scattering cross sections, energies of bound states, and some other properties in remarkable agreement with experiments. The procedure of adding counterterms to the interaction operator is called *renormalization*.⁵

² Here we show only diagrams, in which loops are associated with electron lines. For a complete treatment, one should also take into account loops, similar to 10.1(b), (c), (g), but associated with proton lines. However, it can be shown that their contributions to scattering amplitudes is much smaller due to the inequality $m \ll M$. So, we will omit them in our analysis.

³see Appendix M

⁴see subsection 8.4.3

⁵We should note, however, that the brief story of renormalization presented above is different from what can be found in most textbooks. The usual explanation of renormalization involves discussion of the difference between *bare* and *physical* particles. While former have infinite masses and charges, the latter acquire observable masses and charges due to formation of *virtual clouds*. See section 10.4. In our approach we deal exclusively with physical particles. We formulate the renormalization program as a modification of the full Hamiltonian.

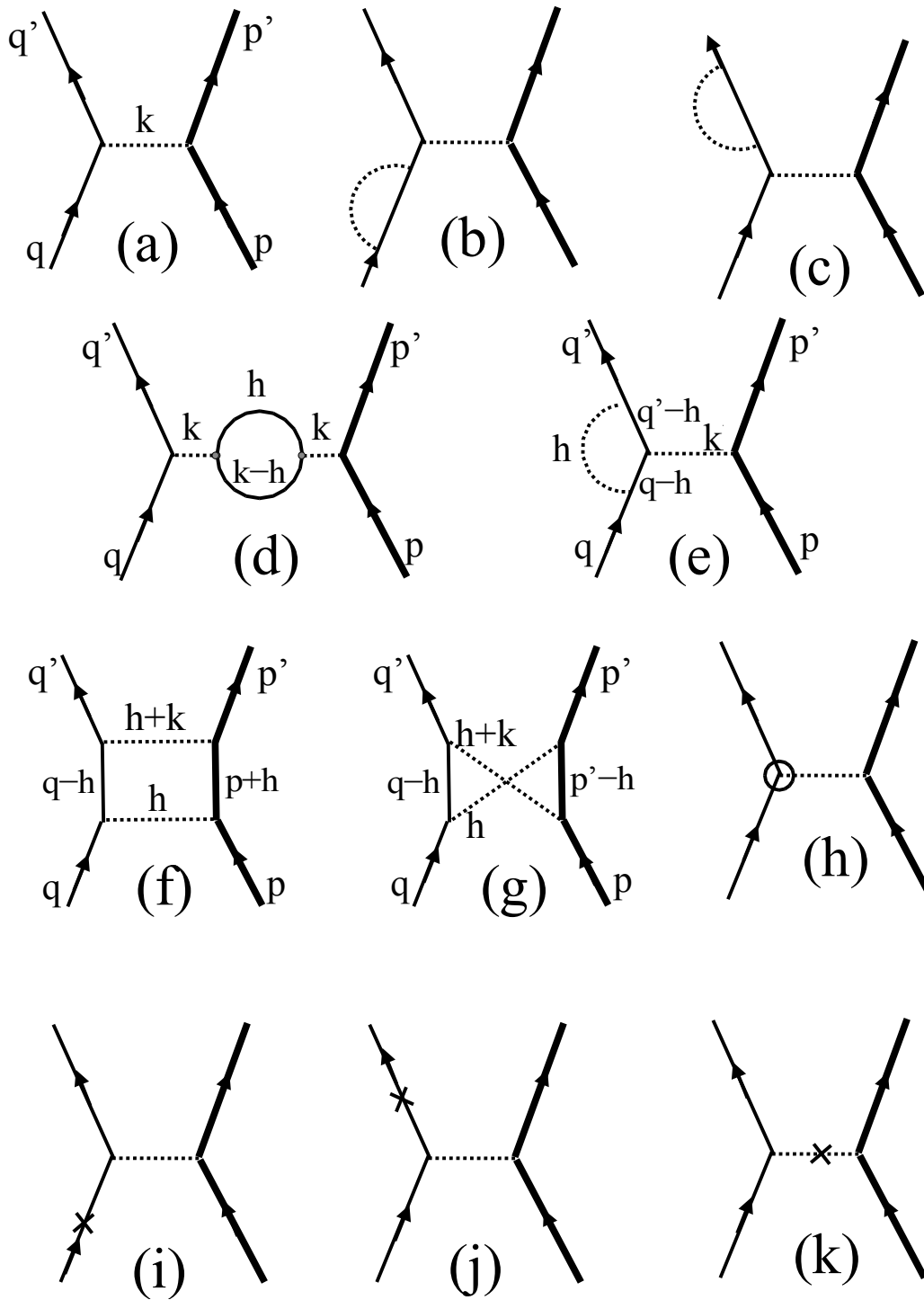


Figure 10.1: Feynman diagrams for the electron-proton scattering up to the 4th perturbation order. Thick full lines - protons, thin full lines - electrons, dotted lines - photons. A small circle in (h) and crosses in (i) - (k) denote counterterms that will be discussed in section 10.2.

10.1 Renormalization conditions

In this section we will be interested in rather general physical principles that underlie the renormalization approach. We will summarize these principles in the form of two *renormalization conditions* that are called the *no-self-scattering condition* and the *charge renormalization condition*.

10.1.1 Regularization

As we mentioned above, loop integrals in QED are ultraviolet-divergent and/or infrared-divergent and it is difficult to do calculations with infinite quantities. To make things easier, it is convenient to perform *regularization*. The idea is to modify the theory by hand in such a way that all loop integrals are forced to be finite, so that intermediate manipulations do not involve infinities. The simplest regularization approach adopted in Appendix M is to introduce momentum cutoffs in all loop integrals. The cutoffs depend on two parameters having the dimensionality of mass: the ultraviolet cutoff Λ limits integrals at high loop momenta and infrared cutoff λ controls integrations at low momenta singularities. Of course, the theory with such truncated integrals cannot be exact. To obtain final results, at the end of calculations the ultraviolet cutoff momentum should be set to infinity $\Lambda \rightarrow \infty$ and the infrared cutoff should be set to zero $\lambda \rightarrow 0$.⁶ If counterterms in the Hamiltonian are chosen correctly, then in these limits the S -matrix elements should remain finite, accurate, and cutoff-independent.

10.1.2 No-self-scattering renormalization condition

First we would like to note that the divergence of loop integrals is not the biggest problem that we face in QED. Even if all loop integrals were convergent, the S -operator might still contain nasty infinities. Let us now consider in more detail how these infinities appear and what we can do about them.

Recall that QED interaction operator (10.1) has *unphys*, *phys*, and *renorm* terms. So the corresponding scattering phase operator F^7 must contain terms of the same types. Then we can write the most general expression for the S -operator as

⁶In this chapter we will keep λ non-zero. The limit $\lambda \rightarrow 0$ and associated infrared divergences will be discussed in chapter 14.2.

⁷see equation (9.18)

$$\begin{aligned}
S &= \exp(\underbrace{F}) = \exp(\underbrace{F^{unp}} + \underbrace{F^{ph}} + \underbrace{F^{ren}}) \\
&= \exp(\underbrace{F^{ph}} + \underbrace{F^{ren}})
\end{aligned} \tag{10.2}$$

where we noticed that *unphys* terms in F do not contribute to the S -operator due to equation (8.64). Let us now apply the scattering operator (10.2) to an one-electron state $a_{\mathbf{p},\sigma}^\dagger|0\rangle$. It follows from Lemma 8.2 that *phys* operators yield zero when acting on one-particle states. *Renorm* operators do not change the number of particles. Therefore, we can write

$$\begin{aligned}
&Sa_{\mathbf{p},\sigma}^\dagger|0\rangle \\
&= \exp(\underbrace{F^{ph}} + \underbrace{F^{ren}})a_{\mathbf{p},\sigma}^\dagger|0\rangle \\
&= \left(1 + \underbrace{F^{ph}} + \underbrace{F^{ren}} + \frac{1}{2!}(\underbrace{F^{ph}} + \underbrace{F^{ren}})^2 + \dots\right)a_{\mathbf{p},\sigma}^\dagger|0\rangle \\
&= \left(1 + \underbrace{F^{ph}} + \underbrace{F^{ren}} + \frac{1}{2!}(\underbrace{F^{ph}})^2 + \frac{1}{2!}\underbrace{F^{ph}}\underbrace{F^{ren}} + \frac{1}{2!}\underbrace{F^{ren}}\underbrace{F^{ph}} + \frac{1}{2!}(\underbrace{F^{ren}})^2 + \dots\right)a_{\mathbf{p},\sigma}^\dagger|0\rangle \\
&= \left(1 + \underbrace{F^{ren}} + \frac{1}{2!}(\underbrace{F^{ren}})^2 + \dots\right)a_{\mathbf{p},\sigma}^\dagger|0\rangle \\
&= \exp(\underbrace{F^{ren}})a_{\mathbf{p},\sigma}^\dagger|0\rangle
\end{aligned} \tag{10.3}$$

A similar derivation can be performed for a one-photon state $c_{\mathbf{p},\tau}^\dagger|0\rangle$ and the vacuum vector

$$Sc_{\mathbf{p},\tau}^\dagger|0\rangle = \exp(\underbrace{F^{ren}})c_{\mathbf{p},\tau}^\dagger|0\rangle \tag{10.4}$$

$$S|0\rangle = \exp(\underbrace{F^{ren}})|0\rangle \tag{10.5}$$

So, the “scattering” in these states depends only on the *renorm* part of F . We know from (8.63) that the t -integral $\underbrace{F^{ren}}$ is infinite, even if F^{ren} is itself finite. Therefore, if $F^{ren} \neq 0$ then the S -operator multiplies 0- and 1-particle states by infinite phase factors. This divergence is unacceptable.

Intuitively, we expect single particle states and the vacuum to evolve freely during the entire time interval from $t = -\infty$ to $t = +\infty$. This means that there can be no non-trivial scattering in such states. This also means

that the S -operator must be equal to the identity operator when acting on such states. But this condition is not satisfied in the QED theory presented so far.

We have two options to deal with this problem. One option is to claim (as advised in many textbooks) that $|0\rangle$ is not the true (physical) vacuum state of the system and that $a_{\mathbf{p},\sigma}^\dagger|0\rangle$, $c_{\mathbf{p},\tau}^\dagger|0\rangle$ are not true (physical) one-particle states. These are examples of the so-called “bare” states.⁸ The real physical 0-particle and 1-particle states should be obtained as linear combinations of the bare states for which the self-scattering is absent. Then scattering theory of such physical particles would not have divergences and paradoxes.

In this book we will adopt a different⁹ point of view. We will maintain that $|0\rangle$, $a_{\mathbf{p},\sigma}^\dagger|0\rangle$, $c_{\mathbf{p},\tau}^\dagger|0\rangle$, \dots are true representatives of real physical 0-particle and 1-particle states. Then our explanation for the divergent results (10.3) - (10.5) is that we have started to develop our theory from a wrong interaction operator (10.1). We insist that this operator must be modified or *renormalized*, so that the theory is forced to be finite. In particular, we will demand that the new renormalized interaction satisfies the condition

$$F^{ren} = 0 \tag{10.6}$$

This implies that operator \underbrace{F} is purely *phys*

$$\underbrace{F} = \underbrace{F^{ph}}$$

If this condition is satisfied then (10.3) - (10.5) take physically acceptable forms

$$\begin{aligned} S a_{\mathbf{p},\sigma}^\dagger|0\rangle &= a_{\mathbf{p},\sigma}^\dagger|0\rangle \\ S c_{\mathbf{p},\tau}^\dagger|0\rangle &= c_{\mathbf{p},\tau}^\dagger|0\rangle \\ S|0\rangle &= |0\rangle \end{aligned}$$

Taking into account the perturbation expansion $S = 1 + S_2 + S_3 + \dots$, we can also write in each perturbation order of our theory

⁸Some say that the bare electron is surrounded by a cloud of virtual photons and particle-antiparticle pairs.

⁹but, in some respect, equivalent

$$S_n a_{\mathbf{p},\sigma}^\dagger |0\rangle = 0 \quad (10.7)$$

$$S_n c_{\mathbf{p},\tau}^\dagger |0\rangle = 0 \quad (10.8)$$

$$S_n |0\rangle = 0 \quad (10.9)$$

where $n = 2, 3, \dots$. And for elements of the S -matrix we have

$$\langle 0 | S_n | 0 \rangle = 0 \quad (10.10)$$

$$\langle 0 | a_{\mathbf{p},\sigma} S_n a_{\mathbf{p}',\sigma'}^\dagger | 0 \rangle = 0 \quad (10.11)$$

$$\langle 0 | c_{\mathbf{p},\sigma} S_n c_{\mathbf{p}',\sigma'}^\dagger | 0 \rangle = 0 \quad (10.12)$$

The above conditions can be summarized as the following

Statement 10.1 (no-self-scattering renormalization condition) *There should be no (self-)scattering in the vacuum and one-particle states.*¹⁰

The physical interpretation is obvious: scattering is expected to occur only when there are at least two particles which interact with each other. One particle has nothing to collide with, so it cannot experience scattering. Similarly, no scattering can happen in the no-particle vacuum state.

10.1.3 Charge renormalization condition

The no-self-scattering renormalization condition sets strict requirements (10.10) - (10.12) on matrix elements of the S -operator between 0-particle and 1-particle states. However, this condition alone is not sufficient to guarantee cancelation of ultraviolet divergences in scattering calculations. On physical grounds we can derive another necessary renormalization condition.

Recall that the 2nd order electron-proton scattering amplitude (9.34) has a singularity $\propto e^2/\tilde{k}^2$ at zero transferred momentum $\tilde{k} = \tilde{q}' - \tilde{q} = 0$. As shown in subsection 8.3.5, in the position space this singularity gets Fourier-transformed into the long-range Coulomb potential $-e^2/(4\pi r)$. From classical physics and experiment we also know that the Coulomb potential is

¹⁰Note that our no-self-scattering condition is actually equivalent to the more traditional “mass renormalization” condition. For example, in section 10.2 we will see that our 2nd order renormalization counterterms are exactly the same as electron and photon self-energy counterterms in textbook QED.

a very accurate description of the interaction of charges at large distances and low energies. Similarly, in subsection 9.2.5 we have established that the 2nd perturbation order describes the low-energy electron-photon scattering very accurately. So, we should not expect any high-order corrections to this result. We are now raising these observations to the level of a fundamental physical principle

Postulate 10.2 (charge renormalization condition) *Charge-charge and charge-photon elastic scattering cross sections at large distances and low energies are described exactly by the 2nd order term S_2 in the S -operator. All higher order contributions to these results should vanish.*

When applied to charge-charge scattering, the charge renormalization condition implies that in orders higher than 2nd, scattering amplitudes should not be singular at low values of the transfer momentum \tilde{k} . Suppose that this is not true, and that the 4th order electron-proton scattering amplitude has a singularity $\propto e^4/\tilde{k}^2$. Then the long-range electron-proton potential would obtain an unacceptable form

$$V(r) \approx -\frac{e^2 + Ce^4}{4\pi r}$$

with a non-zero constant C , but from experiments we know that $C = 0$ to a high degree of precision.

10.1.4 Renormalization in Feynman-Dyson theory

In the next section we will see that the no-self-scattering and charge renormalization conditions are not satisfied in QED with interaction Hamiltonian (10.1). This can be seen already from the fact that interaction operator V_1 (9.13) contains *unphys* terms like $a^\dagger c^\dagger a + a^\dagger ac$. Commutators of two *unphys* terms may contain *renorm* parts.¹¹ So, there is nothing to prevent the appearance of *renorm* terms in the scattering phase operator (7.21)

$$F = V_1 - \frac{1}{2}[V_1, V_1] + \dots$$

¹¹see Table 8.2

in violation of the condition (10.6). We will see that interaction (10.1) violates the charge renormalization condition as well. These two problems are very serious even though they are not directly related to divergences in loop diagrams. The presence of such divergences is just another argument that QED interaction $V_1 + V_2$ must be modified.

The idea of the renormalization approach is to switch from the interaction Hamiltonian $V_1 + V_2$ to another interaction V^c by addition of *renormalization counterterms*, which will be denoted collectively by Q

$$V^c = V_1 + V_2 + Q \quad (10.13)$$

The form of Q must be chosen such that the no-self-scattering and charge renormalization conditions are satisfied. In particular, the new scattering phase operator

$$F^c = V^c - \frac{1}{2}[V^c, V^c] + \dots \quad (10.14)$$

should not contain *renorm* terms. Moreover, high-order contributions F_n^c ($n > 2$) to the scattering of charged particles should be nonsingular at $\tilde{k} = 0$.

Unfortunately, the program outlined above is difficult to implement. The reason is that scattering calculations with the QED Hamiltonian (10.1) are rather cumbersome. As we discussed in subsection 9.2.3, it is much easier to use the Feynman-Dyson approach, in which the 2nd order interaction operator V_2 is omitted, and the momentum space photon propagator is taken simply as $\propto g_{\mu\nu}/\tilde{p}^2$. This is the standard way to calculate the S -matrix in QED, and we will adopt this approach in the present chapter. The general idea of renormalization remains the same. We are looking for certain counterterms Q^{FD} that can be added to the original interaction operator

$$V_1(t) = -e \int d\mathbf{x} \bar{\psi}(\tilde{x}) \gamma_\mu \psi(\tilde{x}) A^\mu(\tilde{x}) \quad (10.15)$$

to obtain renormalized interaction

$$V_{FD}^c = V_1 + Q^{FD} \quad (10.16)$$

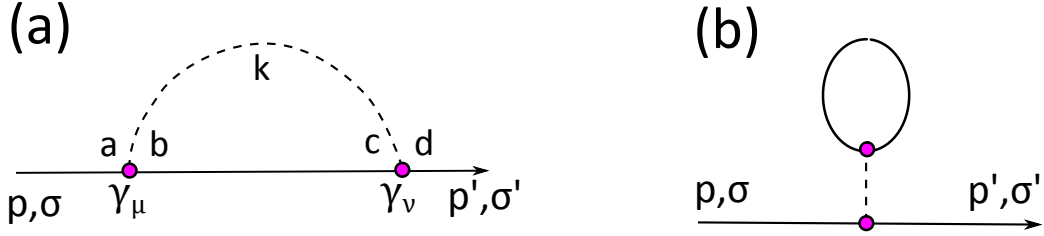


Figure 10.2: Feynman diagrams for the scattering electron \rightarrow electron in the 2nd perturbation order.

with which the Feynman-Dyson perturbation expansion (7.17)

$$S^c = 1 - \frac{i}{\hbar} \int_{-\infty}^{+\infty} dt_1 V_{FD}^c(t_1) - \frac{1}{2! \hbar^2} \int_{-\infty}^{+\infty} dt_1 dt_2 T[V_{FD}^c(t_1) V_{FD}^c(t_2)] \dots \quad (10.17)$$

becomes finite, and our two renormalization conditions are satisfied.

10.2 Counterterms

Next we would like to see how the program outlined above works in practice. In this section we are going to derive explicit expressions for counterterms Q^{FD} in the 2nd and 3rd order.

10.2.1 Electron self-scattering

Let us first discuss the electron \rightarrow electron scattering and see how exactly the condition (10.11) is violated.

There are only two connected diagrams that contribute to the electron \rightarrow electron scattering in the 2nd order. They are shown in Fig. 10.2. First we will investigate the effect of 10.2(a). Applying Feynman rules from Table 9.1 to this diagram, we obtain

$$\begin{aligned} & \langle 0 | a_{\mathbf{p}, \sigma} S_{2a}^{FD} a_{\mathbf{p}', \sigma'}^\dagger | 0 \rangle \\ &= - \frac{m e^2 c^4 \delta^4(\tilde{\mathbf{p}} - \tilde{\mathbf{p}}')}{(2\pi i)^2 (2\pi \hbar) \omega_{\mathbf{p}}} \bar{u}_a(\mathbf{p}, \sigma) \left[\int d^4 k \gamma_\mu^{ab} \frac{(\not{\mathbf{p}} - \not{\mathbf{k}} + m c^2)_{bc}}{(\tilde{\mathbf{p}} - \tilde{\mathbf{k}})^2 - m^2 c^4} \cdot \frac{g^{\mu\nu}}{\tilde{k}^2} \gamma_\nu^{cd} \right] u_b(\mathbf{p}', \sigma') \end{aligned}$$

$$\begin{aligned}
& \tag{10.18} \\
& = \frac{me^2c^4\delta^4(\tilde{p}-\tilde{p}')}{(2\pi)^2(2\pi\hbar)\omega_{\mathbf{p}}}\bar{u}_a(\mathbf{p},\sigma)\left(C_0\delta_{ab}+C_1(\not{p}-mc^2)_{ab}+R_{ab}(\not{p})\right)u_b(\mathbf{p},\sigma') \\
& \tag{10.19}
\end{aligned}$$

where (divergent) constants C_0 and C_1 are calculated in (M.30) and (M.31), respectively.¹²

$$\begin{aligned}
C_0 &= \frac{3\pi^2mc^2}{2ic^3}\left(4\ln\frac{\Lambda}{m}+1\right) \\
C_1 &= -\frac{2\pi^2}{ic^3}\left(\ln\frac{\Lambda}{m}+2\ln\frac{\lambda}{m}+\frac{9}{4}\right)
\end{aligned}$$

The finite quantity $R(\not{p})$ includes terms quadratic, cubic, and higher order in $\not{p}-mc^2$

$$R(\not{p}) = C_2(\not{p}-mc^2)^2 + C_3(\not{p}-mc^2)^3 + \dots \tag{10.20}$$

By stripping away factors corresponding to external electron lines and the delta function in (10.19), we obtain the contribution from the loop itself and from two attached vertices

$$\mathcal{D}_{loop}(\not{p}) = \hbar^2e^2c^2\left(C_0+C_1(\not{p}-mc^2)+R(\not{p})\right) \tag{10.21}$$

This non-vanishing result contradicts the no-self-scattering condition (10.11). Moreover, this expression is clearly infinite in the limit $\Lambda \rightarrow \infty$. So, we are dealing with an ultraviolet divergence here.

Now let us consider an arbitrary Feynman diagram, which can contain electron-photon loops in external and/or internal lines. If the loops shown in Figure 10.2(a) is inserted in an external electron line, then the 4-momentum \tilde{p} is on the mass shell,¹³ and only the constant term in (10.21) survives¹⁴

¹² Quantities C_0 and R have the dimension of $\langle m \rangle \langle c^{-1} \rangle$ and $\langle C_1 \rangle = \langle c^{-3} \rangle$. Therefore, the dimension of the scattering amplitude (10.19) is $\langle p^{-3} \rangle$, as expected from (O.1).

¹³This is true for loops in diagrams 10.1(b-c) and also for the diagram 10.2(a).

¹⁴Here we formally write the mass shell condition ($\tilde{p}^2 = m^2c^4$) as $\not{p} = mc^2$ due to (J.23).

$$\mathcal{D}_{loop}(\not{p} = mc^2) = \hbar^2 e^2 c^2 C_0 = 3ie^2 \pi^2 mc \left(2 \ln \frac{\Lambda}{m} + \frac{1}{2} \right) \quad (10.22)$$

For loops in internal electron lines, the 4-momentum \tilde{p} is not necessarily on the mass shell, so the full factor (10.21) should be taken into account.

Next consider the other electron self-scattering diagram 10.2(b).¹⁵

$$\begin{aligned} & \langle 0 | a_{\mathbf{p},\sigma} S_{2b}^{FD} a_{\mathbf{p}',\sigma'}^\dagger | 0 \rangle \\ &= \frac{mc^2}{(2\pi\hbar)^3 \omega_{\mathbf{p}}} \bar{u}_a(\mathbf{p}, \sigma) \gamma_{ab}^\mu u_b(\mathbf{p}', \sigma') \left(-\frac{(2\pi\hbar)^8 e^2}{\hbar^2} \right) \frac{\hbar^2 c^2 g_{\mu\nu} \delta^4(\tilde{p} - \tilde{p}')}{(2\pi i)(2\pi\hbar)^3 (\tilde{p} - \tilde{p}')^2} \times \\ & \quad \frac{1}{(2\pi i)(2\pi\hbar)^3} \int d^4 k \frac{(\not{k} + mc^2)_{cd} \gamma_{cd}^\nu}{\tilde{k}^2 - m^2 c^4} \end{aligned}$$

The integral on \tilde{k} vanishes due to (J.7) and (J.8)

$$\int d^4 k \frac{\text{Tr}(\gamma^\nu \gamma^\rho k_\rho + \gamma^\nu mc^2)}{\tilde{k}^2 - m^2 c^4} = \int d^4 k \frac{4k^\nu}{\tilde{k}^2 - m^2 c^4} = 0$$

so, diagrams like 10.2(b) make no contributions in both external and internal electron lines.

10.2.2 Electron self-energy counterterm

From subsection 10.1.4 we know that the above divergences (10.21) and (10.22) should be canceled by a 2nd order counterterm. Of course, that counterterm cannot be chosen arbitrarily. It becomes a part of the interaction operator, so it should obey the conditions formulated for such operators in subsection 9.1.1. In particular, our addition of the counterterm should not affect the relativistic invariance of the theory, so the condition (9.7) is essential. Taking these considerations into account, let us choose the following electron self-energy counterterm

$$Q_{2el}^{FD}(t) = \delta m_2 \int d\mathbf{x} \bar{\psi}(\tilde{x}) \psi(\tilde{x}) + (Z_2 - 1)_2 \int d\mathbf{x} \bar{\psi}(\tilde{x}) (-i\hbar c \gamma_\mu \partial^\mu + mc^2) \psi(\tilde{x}) \quad (10.23)$$

¹⁵The divergent denominator $1/(\tilde{p} - \tilde{p}')^2$ can be regularized by prescription (M.23).

where the 4-gradient ∂^μ is defined as

$$\partial^\mu \equiv \left(-\frac{1}{c} \frac{\partial}{\partial t}, \frac{\partial}{\partial x}, \frac{\partial}{\partial y}, \frac{\partial}{\partial z} \right) \quad (10.24)$$

and parameters δm_2 and $(Z_2 - 1)_2$ must be adjusted to satisfy renormalization conditions.¹⁶ The 2nd order contribution to the electron \rightarrow electron scattering amplitude resulting from interaction (10.23) is¹⁷

$$\begin{aligned} & \langle 0 | a_{\mathbf{p}, \sigma} S_2^{count} a_{\mathbf{p}', \sigma'}^\dagger | 0 \rangle \\ &= -\frac{i\delta m_2}{\hbar} \langle 0 | a_{\mathbf{p}, \sigma} \int d^4x \bar{\psi}(\tilde{x}) \psi(\tilde{x}) a_{\mathbf{p}', \sigma'}^\dagger | 0 \rangle \\ & \quad - \frac{i(Z_2 - 1)_2}{\hbar} \langle 0 | a_{\mathbf{p}, \sigma} \int d^4x \bar{\psi}(\tilde{x}) (-i\hbar c \gamma_\mu \partial^\mu + mc^2) \psi(\tilde{x}) a_{\mathbf{p}', \sigma'}^\dagger | 0 \rangle \\ &= -\frac{i\delta m_2}{\hbar} \int d^4x \frac{1}{(2\pi\hbar)^3} \frac{mc^2}{\sqrt{\omega_{\mathbf{p}} \omega_{\mathbf{p}'}}} e^{\frac{i}{\hbar} \tilde{\mathbf{p}} \cdot \tilde{x}} e^{-\frac{i}{\hbar} \tilde{\mathbf{p}}' \cdot \tilde{x}} \bar{u}_a(\mathbf{p}, \sigma) u_a(\mathbf{p}', \sigma') \\ & \quad - \frac{i(Z_2 - 1)_2}{\hbar} \int d^4x \frac{mc^2}{(2\pi\hbar)^3} \frac{mc^2}{\sqrt{\omega_{\mathbf{p}} \omega_{\mathbf{p}'}}} e^{\frac{i}{\hbar} \tilde{\mathbf{p}} \cdot \tilde{x}} e^{-\frac{i}{\hbar} \tilde{\mathbf{p}}' \cdot \tilde{x}} \bar{u}_a(\mathbf{p}, \sigma) (-\not{p} + mc^2) u_a(\mathbf{p}', \sigma') \\ &= -\frac{2\pi i (\delta m_2) mc^2 \delta^4(\tilde{\mathbf{p}} - \tilde{\mathbf{p}}')}{\omega_{\mathbf{p}}} \bar{u}_a(\mathbf{p}, \sigma) u_a(\mathbf{p}', \sigma') \\ & \quad - \frac{2\pi i (Z_2 - 1)_2 mc^2 \delta^4(\tilde{\mathbf{p}} - \tilde{\mathbf{p}}')}{\omega_{\mathbf{p}}} \bar{u}_a(\mathbf{p}, \sigma) (-\not{p} + mc^2) u_a(\mathbf{p}', \sigma') \end{aligned} \quad (10.25)$$

Dropping factors corresponding to external electron lines and the delta function, we obtain the pure counterterm contribution

$$\mathcal{D}_{count}(\not{p}) = -\frac{i(2\pi\hbar)^4}{\hbar} \delta m_2 + \frac{i(2\pi\hbar)^4}{\hbar} (Z_2 - 1)_2 (\not{p} - mc^2) \quad (10.26)$$

¹⁶ δm_2 has the dimension of energy and $(Z_2 - 1)_2$ is dimensionless. Both of them are second-order quantities, as indicated by the subscripts. Here the numerical factors δm_2 and $(Z_2)_2$ are regarded as unknown constants whose values need to be adjusted to cancel out divergent terms in (10.21). Eventually, we will see that these factors coincide with renormalization parameters - the mass shift and the electron wave function renormalization factor - in usual approaches. Note that in our philosophy of renormalization we are not following the usual logic. In particular, we are not “shifting” the electron’s mass and do not multiply the electron field by a factor, as in [Wei95].

¹⁷This formula is obtained by inserting $Q_{2el}^{FD}(t)$ instead of $V_{FD}^c(t)$ in the second term on the right hand side of (10.17).

The interaction potential (10.23) will be represented by a new interaction vertex, which will be denoted by a cross placed on electron lines, as in figs. 10.1(i-j). Such vertices can be placed on electron lines in Feynman diagrams of arbitrary topological shape thus increasing the order of the diagram by 2. If the counterterm vertex is placed on an external electron line, then the 4-momentum \tilde{p} is on the mass shell where the 2nd term in (10.26) vanishes. So, in this case

$$\mathcal{D}_{count}(\not{p} = mc^2) = -\frac{i(2\pi\hbar)^4}{\hbar}\delta m_2$$

This contribution should be added to the loop term (10.22). Thus we conclude that loops in external electron lines will be canceled exactly¹⁸ if we choose¹⁹

$$\delta m_2 = -\frac{ie^2c^2C_0}{(2\pi)^4\hbar} = -\frac{3mc^3e^2}{16\pi^2\hbar}\left(\frac{1}{2} + 2\ln\frac{\Lambda}{m}\right) \quad (10.27)$$

In other words, when doing calculations in the renormalized theory the self-energy loops in external electron lines and contributions from the counterterm (10.23) can be simply ignored. In our study this means that diagrams 10.1(b-c) and (i-j) can be omitted.

Electron-photon loops and “cross” vertices can also appear in internal electron lines whose 4-momentum \tilde{p} is not necessarily on the mass shell. Then the loop contribution (10.21) has a non-vanishing divergent term proportional to C_1 . In order to cancel this divergence, it is sufficient to choose the other renormalization factor in (10.23)²⁰

¹⁸In the language of traditional mass renormalization theory this cancelation comes from the requirement that the renormalized electron propagator has a pole at $\not{p} = mc^2$, where m is the physical mass of the electron.

¹⁹This expression for the “mass shift” can be compared with formula for δm in (21) [Fey49], with expression right after equation (8.42) in [BD64] and with second equation on page 523 in [Sch61].

²⁰Compare this result with (8.43) in [BD64] and with equation (94b) in section 15 in [Sch61]. Note that the finiteness requirement does not specify this factor uniquely. One can replace C_1 with $C_1 + \delta$, where δ is any finite constant, and still have a finite result. Usually, the correct choice $\delta = 0$ is justified by the requirement that the residue of the renormalized electron propagator is equal to 1. In our approach this requirement is covered

$$(Z_2 - 1)_2 = \frac{ie^2 c^2 C_1}{(2\pi)^4 \hbar} = -\frac{e^2}{8\pi^2 \hbar c} \left(\ln \frac{\Lambda}{m} + 2 \ln \frac{\lambda}{m} + \frac{9}{4} \right) \quad (10.28)$$

Then infinite contributions from the loop and the counterterm cancel each other, and only a finite and harmless R -correction remains

$$\mathcal{D}_{loop}(\not{p}) + \mathcal{D}_{count}(\not{p}) = \hbar^2 e^2 c^2 R(\not{p})$$

It is responsible for so-called *electron self-energy* radiative corrections to scattering amplitudes. Such corrections do not play any role in processes discussed in this book, so we will not discuss them any further.

10.2.3 Photon self-scattering

The amplitude of scattering photon \rightarrow photon in the second perturbation order is obtained from the diagram 10.3²¹

$$\begin{aligned} & \langle 0 | c_{\mathbf{p}, \tau} S_2^{FD} c_{\mathbf{p}', \tau'}^\dagger | 0 \rangle \\ &= -\frac{ce^2}{(2\pi\hbar)2p(2\pi i)^2} \delta^4(\tilde{p}' - \tilde{p}) e_\mu^*(\mathbf{p}, \tau) \times \\ & \quad \left[\int d^4 k \frac{(\tilde{k} + mc^2)_{ac}}{\tilde{k}^2 - m^2 c^4} \gamma_{ab}^\mu \frac{(\tilde{p} - \tilde{k} + mc^2)_{bd}}{(\tilde{p} - \tilde{k})^2 - m^2 c^4} \gamma_{cd}^\nu \right] e_\nu(\mathbf{p}, \tau') \\ &= \frac{ce^2}{(2\pi\hbar)2p(2\pi)^2} \delta^4(\tilde{p}' - \tilde{p}) e_\mu^*(\mathbf{p}, \tau) (\tilde{p}^2 g^{\mu\nu} - p^\mu p^\nu) \Pi(\tilde{p}^2) e_\nu(\mathbf{p}, \tau') \end{aligned} \quad (10.29)$$

where $\Pi(\tilde{p}^2)$ is a divergent function. It is convenient to write $\Pi(\tilde{p}^2)$ as a sum of its (infinite) value $\Pi(0)$ on the photon's mass shell ($\tilde{p}^2 = 0$) plus a finite remainder $\eta(\tilde{p}^2)$:

by the charge renormalization condition 10.2. For example, if $\delta \neq 0$ then the 4th order diagrams 9.2(c) and (d) would not cancel each other at low energies. This would result in a (finite) 4th order correction the low-energy charge-photon scattering, which is inconsistent with the classical Thomson formula. Compare with discussion of equation (10.39).

²¹We omit calculation of the integral in square brackets. This calculation can be found, e.g., in section 11.2 of [Wei95], in section 7.5 of [PS95b] and in section 8.2 of [BD64].

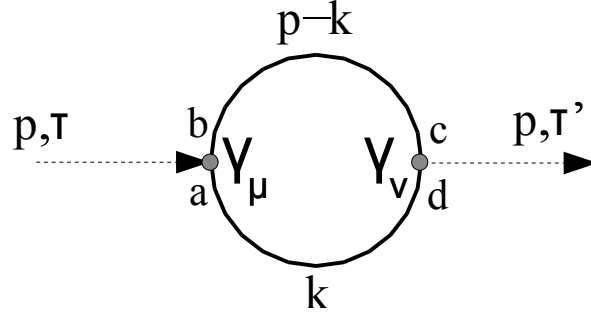


Figure 10.3: Feynman diagram for the scattering photon \rightarrow photon in the 2nd perturbation order.

$$\Pi(\tilde{p}^2) = \Pi(0) + \eta(\tilde{p}^2)$$

Function $\eta(\tilde{p}^2)$ can be represented by integral (11.2.22) in [Wei95], which takes the following form at low values of energy-momentum \tilde{p}

$$\eta(\tilde{p}^2) = -\frac{(2\pi)^4}{2\pi^2 i c^3} \int_0^1 x(1-x) \ln \left(1 + \frac{\tilde{p}^2 x(1-x)}{m^2 c^4} \right) \approx \frac{i(2\pi)^4 \tilde{p}^2}{60\pi^2 m^2 c^7} \quad (10.30)$$

In particular, this function vanishes on the photon's mass shell

$$\eta(0) = 0 \quad (10.31)$$

The factor in (10.29) associated only with the loop and two attached vertices (no contributions from external lines) is

$$\mathcal{D}_{loop}(\tilde{p}) = e^2 \Pi(\tilde{p}^2) (\tilde{p}^2 g^{\mu\nu} - p^\mu p^\nu) \quad (10.32)$$

In equation (10.29), the 4-momentum \tilde{p} is on the mass shell, therefore the loop contribution (10.32) vanishes there²² and the no-self-scattering renormalization condition (10.12) is satisfied without extra effort. The same can be said for loops in external photon legs of any diagram: these loops can be simply ignored. However, we cannot ignore loop contributions in internal photon lines.²³ In such cases the 4-momentum \tilde{p} is not necessarily on the

²²The second term in parentheses in (10.32) is not contributing due to the property $\tilde{p} \cdot e(\mathbf{p}, \tau) = 0$ proved in (K.10).

²³See, for example, the graph 10.1(d).

mass shall, and factor (10.32) is divergent.

10.2.4 Photon self-energy counterterm

Similar to the electron self-energy renormalization described above, we are going to cancel this infinity by adding to the interaction operator of QED a new counterterm²⁴

$$Q_{2ph}^{FD}(t) = -\frac{(Z_3 - 1)_2}{4} \int d\mathbf{x} F^{\mu\nu}(\tilde{x}) F_{\mu\nu}(\tilde{x}) \quad (10.33)$$

where we denoted

$$\begin{aligned} F_{\mu\nu} &\equiv \partial_\mu A_\nu - \partial_\nu A_\mu \\ F^{\mu\nu} F_{\mu\nu} &= (\partial^\mu A^\nu - \partial^\nu A^\mu)(\partial_\mu A_\nu - \partial_\nu A_\mu) \\ &= \partial^\mu A^\nu \partial_\mu A_\nu - \partial^\mu A^\nu \partial_\nu A_\mu - \partial^\nu A^\mu \partial_\mu A_\nu + \partial^\nu A^\mu \partial_\nu A_\mu \\ &= 2\partial^\mu A^\nu \partial_\mu A_\nu - 2\partial^\mu A^\nu \partial_\nu A_\mu \end{aligned}$$

and $(Z_3 - 1)_2$ is yet unspecified 2nd order renormalization factor. Let us now evaluate the effect of the counterterm (10.33) on the photon→photon scattering amplitude. From definitions (K.2) and (10.24) it follows²⁵

$$\begin{aligned} \partial_\nu A_\mu(\mathbf{x}, t) &= \frac{i\sqrt{c}}{(2\pi\hbar)^{3/2}} \int \frac{d\mathbf{q}}{\sqrt{2q}} \frac{q_\nu}{c} \sum_\tau [-e^{-\frac{i}{\hbar}\tilde{\mathbf{q}}\cdot\tilde{\mathbf{x}}} e_\mu(\mathbf{q}, \tau) c_{\mathbf{q}, \tau} + e^{\frac{i}{\hbar}\tilde{\mathbf{q}}\cdot\tilde{\mathbf{x}}} e_\mu^*(\mathbf{q}, \tau) c_{\mathbf{q}, \tau}^\dagger] \\ \langle 0 | c_{\mathbf{p}, \tau} \partial_\nu A_\mu(\mathbf{x}, t) &\rightarrow \langle 0 | \frac{i}{(2\pi\hbar)^{3/2} \sqrt{2pc}} e^{\frac{i}{\hbar}\tilde{\mathbf{p}}\cdot\tilde{\mathbf{x}}} p_\nu e_\mu^*(\mathbf{p}, \tau) \\ \partial_\nu A_\mu(\mathbf{x}, t) c_{\mathbf{p}', \tau'}^\dagger | 0 \rangle &\rightarrow -\frac{i}{(2\pi\hbar)^{3/2} \sqrt{2p'c}} e^{-\frac{i}{\hbar}\tilde{\mathbf{p}}'\cdot\tilde{\mathbf{x}}} p'_\nu e_\mu(\mathbf{p}', \tau') | 0 \rangle \end{aligned}$$

Then the S -matrix contribution from (10.33) has a form similar to (10.29)

²⁴From the dimension (O.2) of the photon quantum field, it is easy to show that this operator has the required dimension of energy if $(Z_3 - 1)_2$ is dimensionless. Moreover, this operator explicitly satisfies the Poincaré invariance condition (9.7).

²⁵Here symbol \rightarrow denotes the part that is relevant for calculation of the matrix element (10.34).

$$\begin{aligned}
& \langle 0 | c_{\mathbf{p},\tau} S_2^{count} c_{\mathbf{p}',\tau'}^\dagger | 0 \rangle \\
&= -\frac{i(Z_3 - 1)_2}{2\hbar} \langle 0 | c_{\mathbf{p},\tau} \int d^4x \left(\partial^\lambda A^\kappa(\tilde{x}) \partial_\lambda A_\kappa(\tilde{x}) - \partial^\lambda A^\kappa(\tilde{x}) \partial_\kappa A_\lambda(\tilde{x}) \right) c_{\mathbf{p}',\tau'}^\dagger | 0 \rangle \\
&= -\frac{i(Z_3 - 1)_2}{2\hbar c} \int d^4x \frac{1}{(2\pi\hbar)^3 \sqrt{4pp'}} e^{\frac{i}{\hbar}(\tilde{p}-\tilde{p}')\cdot\tilde{x}} p^\lambda p'_\lambda e^{*\kappa}(\mathbf{p}, \tau) e_\kappa(\mathbf{p}', \tau) \\
&\quad + \frac{i(Z_3 - 1)_2}{4\hbar c} \int d^4x \frac{1}{(2\pi\hbar)^3 \sqrt{4pp'}} e^{\frac{i}{\hbar}(\tilde{p}-\tilde{p}')\cdot\tilde{x}} p^\lambda p'_\kappa e^{*\kappa}(\mathbf{p}, \tau) e_\lambda(\mathbf{p}', \tau) \\
&= -\frac{i(Z_3 - 1)_2 \pi \delta^4(\tilde{p} - \tilde{p}')}{2pc} [p^\lambda p_\lambda e^{*\kappa}(\mathbf{p}, \tau) e_\kappa(\mathbf{p}, \tau) - p^\lambda p_\kappa e^{*\kappa}(\mathbf{p}, \tau) e_\lambda(\mathbf{p}, \tau)] \\
&= -\frac{i(Z_3 - 1)_2 \pi \delta^4(\tilde{p} - \tilde{p}')}{2pc} e_\mu^*(\mathbf{p}, \tau) [\tilde{p}^2 g^{\mu\nu} - p^\mu p^\nu] e_\nu(\mathbf{p}, \tau) \tag{10.34}
\end{aligned}$$

In the Feynman diagram notation the counterterm (10.33) gives rise to a new type of vertex,²⁶ which corresponds to the factor²⁷

$$\mathcal{D}_{count}(\tilde{p}) = -\frac{8i(Z_3 - 1)_2 \pi^4 \hbar}{c^2} (\tilde{p}^2 g^{\mu\nu} - p^\mu p^\nu) \tag{10.35}$$

The constant $(Z_3 - 1)_2$ should be chosen such that expression (10.35) exactly cancels the loop factor (10.32) when $\tilde{p}^2 = 0$, i.e., for external photon lines

$$(Z_3 - 1)_2 = -\frac{ie^2 c^2 \Pi(0)}{8\pi^4 \hbar} \tag{10.36}$$

Then for internal photon lines²⁸ the sum of the loop (10.32) and the counterterm (10.35) is finite

$$\mathcal{D}_{loop}(\tilde{p}) + \mathcal{D}_{count}(\tilde{p}) = e^2 \eta(\tilde{p}^2) (\tilde{p}^2 g^{\mu\nu} - p^\mu p^\nu) \tag{10.37}$$

This means that an electron-positron loop and a photon-line cross taken together²⁹ result in a finite correction to the scattering amplitude. This is the so-called *vacuum polarization* radiative correction.

²⁶ denoted by a cross placed on photon lines, as in Fig. 10.1(k)

²⁷This factor is obtained from (10.34) by stripping off the 4-momentum delta function as well as factors $\hbar c^{1/2} (2\pi\hbar)^{-3/2} (2p)^{-1/2} e_\nu(\mathbf{p}, \tau)$ and $\hbar c^{1/2} (2\pi\hbar)^{-3/2} (2p)^{-1/2} e_\mu^*(\mathbf{p}, \tau)$ associated with external photon lines.

²⁸i.e., when $\tilde{p}^2 \neq 0$

²⁹e.g., the sum of diagrams 10.1(d) and 10.1(k)

10.2.5 Charge renormalization

If our only goal is to make the perturbation theory expansion finite, then the choice of the renormalization parameter (10.36) is not unique. Indeed, we could add to $\Pi(0)$ in (10.36) an arbitrary finite number δ , so that

$$(Z_3 - 1)_2 = -\frac{ie^2c^2(\Pi(0) + \delta)}{8\pi^4\hbar}$$

and (10.37) would remain finite

$$\mathcal{D}_{loop}(\tilde{p}) + \mathcal{D}_{count}(\tilde{p}) = e^2(\eta(\tilde{p}^2) - \delta)(\tilde{p}^2 g^{\mu\nu} - p^\mu p^\nu) \quad (10.38)$$

Why don't we do that? The answer is that such an addition would be inconsistent with the charge renormalization condition in Postulate 10.2.

To see that, let us evaluate the contribution to the electron-proton scattering from diagrams 10.1(d) and (k). Using Feynman's rules and (10.38) we obtain³⁰

$$\begin{aligned} & \langle 0 | a_{\mathbf{q},\sigma} d_{\mathbf{p},\tau} S_4^{(d)+(k)} d_{\mathbf{p}',\tau'}^\dagger a_{\mathbf{q}',\sigma'}^\dagger | 0 \rangle \\ &= -\frac{e^2 m M c^4 \hbar^4 c^4}{(2\pi i)^2 (2\pi \hbar)^4 \sqrt{\omega_{\mathbf{q}} \omega_{\mathbf{q}'} \Omega_{\mathbf{p}} \Omega_{\mathbf{p}'}}} \delta^4(\tilde{q} - \tilde{q}' - \tilde{p}' + \tilde{p}) \times \\ & \quad \frac{e^2(\eta(\tilde{k}^2) - \delta)}{\hbar^2} U^\mu(\mathbf{q}, \sigma; \mathbf{q}', \sigma') \frac{g_{\mu\nu}}{\tilde{k}^2} (\tilde{k}^2 g^{\nu\lambda} - k^\nu k^\lambda) \frac{g_{\lambda\kappa}}{\tilde{k}^2} W^\kappa(\mathbf{p}, \tau; \mathbf{p}', \tau') \\ &= \frac{e^4 m M c^4 c^4}{\hbar^2 (2\pi)^6 \sqrt{\omega_{\mathbf{q}} \omega_{\mathbf{q}'} \Omega_{\mathbf{p}} \Omega_{\mathbf{p}'}}} \delta^4(\tilde{q} - \tilde{q}' - \tilde{p}' + \tilde{p}) \times \\ & \quad \frac{\eta(\tilde{k}^2) - \delta}{\tilde{k}^2} U_\mu(\mathbf{q}, \sigma; \mathbf{q}', \sigma') W^\mu(\mathbf{p}, \tau; \mathbf{p}', \tau') \\ &\approx \frac{e^4 c^4}{(2\pi)^6 \hbar^2} \delta^4(\tilde{q} - \tilde{q}' - \tilde{p}' + \tilde{p}) \frac{\eta(\tilde{k}^2) - \delta}{\tilde{k}^2} \delta_{\sigma,\sigma'} \delta_{\tau,\tau'} \end{aligned} \quad (10.39)$$

Taking into account equation (10.31), we conclude that if $\delta \neq 0$, then this matrix element has a singularity $\propto -\delta/\tilde{k}^2$ at small values of \tilde{k} . This singularity leads to a 4th order correction to the long-range scattering of charged

³⁰Here we denoted $\tilde{k} \equiv \tilde{q}' - \tilde{q} = \tilde{p} - \tilde{p}'$, used non-relativistic approximations from Appendix J.9 and formulas (J.84) - (J.85): $U^\mu g_{\mu\nu} k^\nu k^\lambda g_{\lambda\kappa} W^\kappa = U^\mu k_\mu k_\kappa W^\kappa = 0$.

particles and, therefore, violates the charge renormalization condition 10.2. The only way to satisfy this condition is to set $\delta = 0$.

10.2.6 Vertex renormalization

Our renormalization task is not completed yet. One more type of counterterm is required in order to make QED calculations finite and accurate.

Let us evaluate diagram 10.1(e) using Feynman rules

$$\begin{aligned}
& \langle 0 | a_{\mathbf{q}, \sigma} d_{\mathbf{p}, \tau} S_4^{(e)} d_{\mathbf{p}', \tau'}^\dagger a_{\mathbf{q}', \sigma'}^\dagger | 0 \rangle \\
& \approx \frac{e^4 c^4 m M c^4}{(2\pi i)^4 (2\pi \hbar)^2 \sqrt{\omega_{\mathbf{q}} \omega_{\mathbf{q}'} \Omega_{\mathbf{p}} \Omega_{\mathbf{p}'}}} \delta^4(\tilde{q} - \tilde{q}' - \tilde{p}' + \tilde{p}) \bar{u}(\mathbf{q}, \sigma) \times \\
& \left[\int d^4 h \gamma_\mu \frac{-\hbar + \not{h} + mc^2}{(\tilde{h} - \tilde{q})^2 - m^2 c^4} \gamma_\kappa \frac{-\hbar + \not{h}' + mc^2}{(\tilde{h} - \tilde{q}')^2 - m^2 c^4} \gamma^\mu \frac{1}{\tilde{h}^2} \right] \times \\
& u(\mathbf{q}', \sigma') \frac{1}{(\tilde{q}' - \tilde{q})^2} W^\kappa(\mathbf{p}, \tau; \mathbf{p}', \tau') \tag{10.40}
\end{aligned}$$

The integral in square brackets $I^\kappa(\tilde{q}, \tilde{q}')$ is calculated in (M.46)

$$\begin{aligned}
& I^\kappa(\tilde{q}, \tilde{q}') \\
& = \frac{\pi^2 \gamma^\kappa}{i c^3} \left(\frac{8\theta}{\tan(2\theta)} \ln \frac{\lambda}{m} + \frac{8}{\tan(2\theta)} \int_0^\theta \alpha \tan \alpha d\alpha + \frac{1}{2} + 6\theta \cot \theta + 2 \ln \frac{\Lambda}{m} \right) \\
& \frac{2\pi^2 \theta (q + q')^\kappa}{i m c^5 \sin(2\theta)} \tag{10.41}
\end{aligned}$$

To apply the charge renormalization condition, we should consider this expression at small values of the transferred momentum (i.e., when $\tilde{q} \approx \tilde{q}'$, $\theta \approx 0$). In this case we can use equation (J.4)

$$\begin{aligned}
0 & = \bar{u}(\mathbf{q}, \sigma) (\gamma^\mu (\not{q} - mc^2) + (\not{q} - mc^2) \gamma^\mu) u(\mathbf{q}, \sigma') \\
& = \bar{u}(\mathbf{q}, \sigma) (\gamma^\mu \gamma^\nu q_\nu + \gamma^\nu q_\nu \gamma^\mu - 2\gamma^\mu mc^2) u(\mathbf{q}, \sigma') \\
& = \bar{u}(\mathbf{q}, \sigma) (2g^{\mu\nu} q_\nu - 2\gamma^\mu mc^2) u(\mathbf{q}, \sigma') \\
& = 2\bar{u}(\mathbf{q}, \sigma) (q^\mu - \gamma^\mu mc^2) u(\mathbf{q}, \sigma')
\end{aligned}$$

to see that when sandwiched between \bar{u} and u , the 4-vector q^μ can be replaced by $\gamma^\mu mc^2$. Therefore, in (10.41) we will set $q^\kappa \approx (q')^\kappa \approx \gamma^\kappa mc^2$ and obtain³¹

$$\lim_{\tilde{k} \rightarrow 0, \tilde{q} \rightarrow 0} I^\kappa(\tilde{q}, \tilde{q}') = \frac{F\pi^2\gamma^\kappa}{ic^3}$$

where we introduced an ultraviolet-divergent and infrared-divergent constant³²

$$F \equiv 4 \ln \frac{\lambda}{m} + 2 \ln \frac{\Lambda}{m} + \frac{9}{2}$$

Then at small values of \tilde{k} the scattering amplitude (10.40)

$$\begin{aligned} & \langle 0 | a_{\mathbf{q}, \sigma} d_{\mathbf{p}, \tau} S_4^{(e)} d_{\mathbf{p}', \tau'}^\dagger a_{\mathbf{q}', \sigma'}^\dagger | 0 \rangle \\ &= - \frac{ie^4 c^4 F \pi^2 m M c^4 \delta^4(\tilde{q} - \tilde{q}' - \tilde{p}' + \tilde{p})}{c^3 (2\pi i)^4 (2\pi \hbar)^2 \sqrt{\omega_{\mathbf{q}} \omega_{\mathbf{q}'} \Omega_{\mathbf{p}} \Omega_{\mathbf{p}'}} (\tilde{q}' - \tilde{q})^2} U_\kappa(\mathbf{q}, \sigma; \mathbf{q}', \sigma') W^\kappa(\mathbf{p}, \tau; \mathbf{p}', \tau') \end{aligned} \quad (10.42)$$

has a singularity $\propto F/\tilde{k}^2$. This means that in disagreement with our Postulate 10.2, the 4th perturbation order makes a non-trivial contribution to the long-distance electron-proton scattering. Even more disturbing is the fact that this effect is infinite in the limit $\Lambda \rightarrow \infty$.

This unacceptable situation can be fixed by adding one more (*vertex*) renormalization counterterm to the QED interaction

$$Q_3^{FD}(t) = -e(Z_1 - 1)_2 \int d\mathbf{x} \bar{\psi}(\tilde{x}) \gamma_\mu \psi(\tilde{x}) A^\mu(\tilde{x}) \quad (10.43)$$

In Feynman diagrams we will denote the corresponding three-leg vertex by a circle, as shown in diagram 10.1(h). The renormalization constant $(Z_1 - 1)_2$ is of the 2nd perturbation order, so the order of the counterterm (10.43) is 3.

³¹In our notation (M.40), (M.41) $\theta \equiv \sin^{-1} \left(\frac{\sqrt{\tilde{k}^2}}{2mc^2} \right)$.

³²Compare with equation (23) in [Fey49].

It has the same form as the basic QED interaction (10.15), so the diagram 10.1(h) is easily evaluated³³

$$\begin{aligned} & \langle 0 | a_{\mathbf{q},\sigma} d_{\mathbf{p},\tau} S_4^{(h)} d_{\mathbf{p}',\tau'}^\dagger a_{\mathbf{q}',\sigma'}^\dagger | 0 \rangle \\ &= \frac{ie^2 c^2 (Z_1 - 1)_2 m M c^4 \delta^4(\tilde{q} + \tilde{p} - \tilde{q}' - \tilde{p}')}{4\pi^2 \hbar \sqrt{\omega_{\mathbf{q}} \omega_{\mathbf{q}'} \Omega_{\mathbf{p}} \Omega_{\mathbf{p}'}} (\tilde{q}' - \tilde{q})^2} U_\kappa(\mathbf{q}, \sigma; \mathbf{q}', \sigma') W^\kappa(\mathbf{p}, \tau; \mathbf{p}', \tau') \end{aligned}$$

Our requirement to cancel the infinite/singular term (10.42) tells us that we need to choose our renormalization constant as³⁴

$$(Z_1 - 1)_2 = \frac{e^2 F}{16\pi^2 c \hbar} = -(Z_2 - 1)_2$$

After adding all three renormalization counterterms (10.23), (10.33), and (10.43) the full Feynman-Dyson interaction operator (10.16) takes the form

$$\begin{aligned} & V_{FD}^c(t) \\ &= V_1(t) + Q_{2el}^{FD}(t) + Q_{2ph}^{FD}(t) + Q_3^{FD}(t) + \dots \\ &= -e \int d\mathbf{x} \bar{\psi}(\tilde{x}) \gamma_\mu \psi(\tilde{x}) A^\mu(\tilde{x}) + e \int d\mathbf{x} \bar{\Psi}(\tilde{x}) \gamma_\mu \Psi(\tilde{x}) A^\mu(\tilde{x}) \\ & \quad + \delta m_2 \int d\mathbf{x} \bar{\psi}(\tilde{x}) \psi(\tilde{x}) + (Z_2 - 1)_2 \int d\mathbf{x} \bar{\psi}(\tilde{x}) (-i\hbar c \gamma_\mu \partial_\mu + mc^2) \psi(\tilde{x}) \\ & \quad - \frac{(Z_3 - 1)_2}{4} \int d\mathbf{x} F^{\mu\nu}(\tilde{x}) F_{\mu\nu}(\tilde{x}) - e(Z_1 - 1)_2 \int d\mathbf{x} \bar{\psi}(\tilde{x}) \gamma_\mu \psi(\tilde{x}) A^\mu(\tilde{x}) + \dots \end{aligned} \tag{10.44}$$

10.3 Renormalized S -matrix

Equation (10.44) is the renormalized QED interaction operator that is accurate up to the 3rd perturbation order. Our claim was that inserting this interaction in the usual formula (10.17) for the S -operator we can obtain

³³compare with equation (9.35)

³⁴The equality with the electron-photon loop renormalization factor $(Z_2 - 1)_2$ in (10.28) is not accidental. It is explained in section 8.6 in [BD64].

ultraviolet-finite and accurate scattering amplitudes. Let us now support this claim with explicit calculation of all 4th order diagrams in Fig. 10.1. As we already know, diagrams 10.1(b), (c), (i), (j) cancel out exactly. In this section we are going to calculate six other diagrams that we arrange in four coefficient functions s_4 on the right hand side of

$$\langle 0 | a_{\mathbf{q},\sigma} d_{\mathbf{p},\tau} S_4^c d_{\mathbf{p}',\tau'}^\dagger a_{\mathbf{q}',\sigma'}^\dagger | 0 \rangle = \left(s_4^{(d)+(k)} + s_4^{(e)+(h)} + s_4^{(f)} + s_4^{(g)} \right) \delta^4(\tilde{q} + \tilde{p} - \tilde{q}' - \tilde{p}') \quad (10.45)$$

For our purposes it will be sufficient to work in the limit of low momenta of particles³⁵ and small transferred momentum \tilde{k} .

10.3.1 Vacuum polarization diagrams

Inserting (10.30) in (10.39) and setting $\delta = 0$ we find that in our approximation the S -matrix elements described by diagrams 10.1(d) and (k) do not depend on particle momenta and spins³⁶

$$s_4^{(d)+(k)} \approx \frac{ie^4}{\hbar^2(2\pi)^2 60\pi^2 m^2 c^3} \delta_{\sigma,\sigma'} \delta_{\tau,\tau'} = \frac{i\alpha^2}{15\pi^2 m^2 c} \delta_{\sigma,\sigma'} \delta_{\tau,\tau'} \quad (10.46)$$

10.3.2 Vertex diagrams

The full electron vertex contribution in Figs. 10.1(e) and (h) is given by equation (10.40), where the square bracket should be replaced by the ultraviolet-finite expression

$$\begin{aligned} & I^\kappa(\tilde{q}, \tilde{q}') - \frac{F\pi^2}{ic^3} \gamma^\kappa \\ &= \frac{\pi^2 \gamma^\kappa}{ic^3} \left(\frac{8\theta}{\tan(2\theta)} \ln \frac{\lambda}{m} + \frac{8}{\tan(2\theta)} \int_0^\theta \alpha \tan \alpha d\alpha + \frac{1}{2} + 6\theta \cot \theta + 2 \ln \frac{\Lambda}{m} \right) \\ & \quad - \frac{2\pi^2 \theta (\tilde{q} + \tilde{q}')^\kappa}{imc^5 \sin(2\theta)} - \frac{\pi^2 \gamma^\kappa}{ic^3} \left(4 \ln \frac{\lambda}{m} + 2 \ln \frac{\Lambda}{m} + \frac{9}{2} \right) \end{aligned}$$

³⁵see Appendix J.9

³⁶Here $\alpha \equiv e^2/(4\pi\hbar c) \approx 1/137$ is the *fine structure constant*.

$$\begin{aligned}
&= \frac{\pi^2 \gamma^\kappa}{ic^3} \left(\left(\frac{8\theta}{\tan(2\theta)} - 4 \right) \ln \frac{\lambda}{m} + \frac{8}{\tan(2\theta)} \int_0^\theta \alpha \tan \alpha d\alpha - 4 + 6\theta \cot \theta \right) \\
&\quad - \frac{2\pi^2 \theta (\tilde{q} + \tilde{q}')^\kappa}{imc^5 \sin(2\theta)}
\end{aligned}$$

In the limit of small momentum transfer ($\theta \approx 0$) this formula simplifies

$$\begin{aligned}
\theta &\approx \frac{\sqrt{\tilde{k}^2}}{2mc^2} \\
\frac{8\theta}{\tan(2\theta)} &\approx \frac{4|\tilde{k}|}{mc^2 \tan\left(\frac{|\tilde{k}|}{mc^2}\right)} \approx \frac{4|\tilde{k}|}{mc^2 \left(\frac{|\tilde{k}|}{mc^2} + \frac{|\tilde{k}|^3}{3m^3c^6}\right)} \approx 4 - \frac{4\tilde{k}^2}{3m^2c^4} \\
\frac{8}{\tan(2\theta)} \int_0^\theta \alpha \tan \alpha d\alpha &\approx \frac{4}{\theta} \int_0^\theta \alpha^2 d\alpha = \frac{4}{\theta} \cdot \frac{\theta^3}{3} \approx \frac{\tilde{k}^2}{3m^2c^4} \\
6\theta \cot \theta &\approx 6\theta \left(\frac{1}{\theta} - \frac{\theta}{3}\right) = 6 - 2\theta^2 \approx 6 - \frac{\tilde{k}^2}{2m^2c^4} \\
\frac{2\theta}{\sin(2\theta)} &\approx \frac{2\theta}{2\theta - (4/3)\theta^3} \approx 1 + \frac{2\theta^2}{3} \approx 1 + \frac{\tilde{k}^2}{6m^2c^4}
\end{aligned}$$

$$\begin{aligned}
I^\kappa(\tilde{q}, \tilde{q}') - \frac{F\pi^2}{ic^3} \gamma^\kappa &\approx \frac{2\pi^2 \gamma^\kappa}{ic^3} \left(1 - \frac{\tilde{k}^2}{12m^2c^4} \right) - \frac{\pi^2 (\tilde{q} + \tilde{q}')^\kappa}{imc^5} \left(1 + \frac{\tilde{k}^2}{6m^2c^4} \right) \\
&\quad - \frac{\pi^2 \gamma^\kappa}{ic^3} \frac{4\tilde{k}^2}{3m^2c^4} \ln \frac{\lambda}{m}
\end{aligned}$$

so that diagrams 10.1(e) + (h) become

$$\begin{aligned}
s_4^{(e)+(h)} &\approx \frac{-ic^3 \alpha^2}{4\pi^2 \tilde{k}^2} \frac{Mmc^4}{\sqrt{\omega_{\mathbf{q}} \omega_{\mathbf{q}'} \Omega_{\mathbf{p}} \Omega_{\mathbf{p}'}}} W^\kappa(\mathbf{p}, \tau; \mathbf{p}', \tau') \times \\
\bar{u}(\mathbf{q}, \sigma) &\left[2\gamma^\kappa \left(1 - \frac{\tilde{k}^2}{12m^2c^4} \right) - \frac{(\tilde{q} + \tilde{q}')^\kappa}{mc^2} \left(1 + \frac{\tilde{k}^2}{6m^2c^4} \right) - \frac{4\gamma^\kappa \tilde{k}^2}{3m^2c^4} \ln \frac{\lambda}{m} \right] u(\mathbf{q}', \sigma')
\end{aligned} \tag{10.47}$$

This expression can be divided into two parts

$$s_4^{(e)+(h)} = s_4^{(e)+(h)AMM} + s_4^{(e)+(h)div}$$

where $s_4^{(e)+(h)AMM}$ remains finite in the infrared limit $\lambda \rightarrow 0$.³⁷ and $s_4^{(e)+(h)div}$ contains the infrared-divergent logarithm $\ln(\lambda/m)$. Let us now introduce the vector of transferred momentum $\mathbf{k} = \mathbf{q}' - \mathbf{q} = \mathbf{p} - \mathbf{p}'$, apply the limit $M \rightarrow \infty$, and $(v/c)^2$ approximation³⁸ to the infrared-finite part of the amplitude

$$\begin{aligned} s_4^{(e)+(h)AMM} &= \frac{i c \alpha^2}{4 \pi^2 k^2} \frac{M m c^4}{\sqrt{\Omega_{\mathbf{p}-\mathbf{k}} \Omega_{\mathbf{p}} \omega_{\mathbf{q}+\mathbf{k}} \omega_{\mathbf{q}}}} \times \\ &\bar{u}(\mathbf{q} + \mathbf{k}, \sigma) \left[2 \gamma^\kappa + \frac{\gamma^\kappa k^2}{6 m^2 c^2} - \frac{(q+k)^\kappa + q^\kappa}{m c^2} \left(1 - \frac{k^2}{6 m^2 c^2} \right) \right] u(\mathbf{q}, \sigma') \times \\ &W^\kappa(\mathbf{p} - \mathbf{k}, \tau; \mathbf{p}, \tau') \\ &\approx \frac{i c \alpha^2 \delta_{\tau, \tau'}}{4 \pi^2 k^2} \frac{M m c^4}{\sqrt{\Omega_{\mathbf{p}-\mathbf{k}} \Omega_{\mathbf{p}} \omega_{\mathbf{q}+\mathbf{k}} \omega_{\mathbf{q}}}} \times \\ &\left[2 \left(1 + \frac{k^2}{12 m^2 c^2} \right) U^0(\mathbf{q} + \mathbf{k}, \sigma; \mathbf{q}, \sigma') - \left(1 - \frac{k^2}{6 m^2 c^2} \right) \frac{\omega_{\mathbf{q}+\mathbf{k}} + \omega_{\mathbf{q}}}{m c^2} \bar{u}(\mathbf{q} + \mathbf{k}, \sigma) u(\mathbf{q}, \sigma') \right] \end{aligned} \quad (10.48)$$

We use formulas from Appendices J.5, J.9, and (H.8) to further simplify both parts of this expression

$$\begin{aligned} &\frac{2 i c \alpha^2 \delta_{\tau, \tau'}}{4 \pi^2 k^2} \cdot \frac{M m c^4}{\sqrt{\Omega_{\mathbf{p}-\mathbf{k}} \omega_{\mathbf{q}+\mathbf{k}} \Omega_{\mathbf{p}} \omega_{\mathbf{q}}}} \left(1 + \frac{k^2}{12 m^2 c^2} \right) U^0(\mathbf{q} + \mathbf{k}, \epsilon; \mathbf{q}, \epsilon') \\ &\approx \frac{i c \alpha^2 \delta_{\tau, \tau'}}{2 \pi^2 k^2} \left(1 - \frac{q^2}{2 m^2 c^2} - \frac{\mathbf{q} \mathbf{k}}{2 m^2 c^2} - \frac{k^2}{4 m^2 c^2} \right) \left(1 + \frac{k^2}{12 m^2 c^2} \right) \times \\ &\chi_\sigma^\dagger \left(1 + \frac{(2 \mathbf{q} + \mathbf{k})^2 + 2 i \vec{\sigma}_{el} \cdot [\mathbf{k} \times \mathbf{q}]}{8 m^2 c^2} \right) \chi_{\sigma'} \\ &\approx \frac{i c \alpha^2 \delta_{\tau, \tau'}}{2 \pi^2 k^2} \chi_\sigma^\dagger \left(1 - \frac{q^2}{2 m^2 c^2} - \frac{\mathbf{q} \mathbf{k}}{2 m^2 c^2} - \frac{k^2}{4 m^2 c^2} + \frac{k^2}{12 m^2 c^2} + \frac{q^2}{2 m^2 c^2} + \frac{\mathbf{q} \mathbf{k}}{2 m^2 c^2} + \frac{k^2}{8 m^2 c^2} \right. \\ &\left. + i \frac{\vec{\sigma}_{el} [\mathbf{k} \times \mathbf{q}]}{4 m^2 c^2} \right) \chi_{\sigma'} \end{aligned}$$

³⁷In chapter 14.2 we will see that this expression is related to the electron's anomalous magnetic moment (AMM).

³⁸see Appendix J.9. For example, in this limit we can replace $W^0 \approx \delta_{\tau, \tau'}$ and $\mathbf{W} \approx 0$.

$$\begin{aligned}
&\approx \frac{i\alpha^2\delta_{\tau,\tau'}}{2\pi^2}\chi_\sigma^\dagger\left(\frac{1}{k^2}-\frac{1}{24m^2c^2}+i\frac{\vec{\sigma}_{el}[\mathbf{k}\times\mathbf{q}]}{4m^2c^2k^2}\right)\chi_{\sigma'} \quad (10.49) \\
&-\frac{i\alpha^2\delta_{\tau,\tau'}}{4\pi^2k^2}\cdot\frac{Mmc^4}{\sqrt{\Omega_{\mathbf{p}-\mathbf{k}}\omega_{\mathbf{q}+\mathbf{k}}\Omega_{\mathbf{p}}\omega_{\mathbf{q}}k^2}}\cdot\left(1-\frac{k^2}{6m^2c^2}\right)\frac{\omega_{\mathbf{q}+\mathbf{k}}+\omega_{\mathbf{q}}}{mc^2}\bar{u}(\mathbf{q}+\mathbf{k},\sigma)u(\mathbf{q},\sigma') \\
&= -\frac{i\alpha^2\delta_{\tau,\tau'}}{2\pi^2k^2}\left(1-\frac{q^2}{2m^2c^2}-\frac{\mathbf{q}\mathbf{k}}{2m^2c^2}-\frac{k^2}{4m^2c^2}-\frac{k^2}{6m^2c^2}+\frac{q^2+k^2+2\mathbf{q}\mathbf{k}}{4m^2c^2}+\frac{q^2}{4m^2c^2}\right)\times \\
&\chi_\sigma^\dagger\left[\sqrt{\omega_{\mathbf{q}+\mathbf{k}}+mc^2},\sqrt{\omega_{\mathbf{q}+\mathbf{k}}-mc^2}\left(\frac{\mathbf{q}+\mathbf{k}}{|\mathbf{q}+\mathbf{k}|}\cdot\vec{\sigma}_{el}\right)\right]\times \\
&\left[\frac{\sqrt{\omega_{\mathbf{q}}+mc^2}}{-\sqrt{\omega_{\mathbf{q}}-mc^2}}\left(\frac{\mathbf{q}}{q}\cdot\vec{\sigma}_{el}\right)\right]\frac{\chi_{\sigma'}}{2mc^2} \\
&= -\frac{i\alpha^2\delta_{\tau,\tau'}}{2\pi^2k^2}\left(1-\frac{k^2}{6m^2c^2}\right)\chi_\sigma^\dagger\left(\frac{\sqrt{\omega_{\mathbf{q}+\mathbf{k}}+mc^2}\sqrt{\omega_{\mathbf{q}}+mc^2}}{2mc^2}\right. \\
&- \frac{\sqrt{\omega_{\mathbf{q}+\mathbf{k}}-mc^2}\sqrt{\omega_{\mathbf{q}}-mc^2}}{2mc^2}\left(\frac{\mathbf{q}+\mathbf{k}}{|\mathbf{q}+\mathbf{k}|}\cdot\vec{\sigma}_{el}\right)\left(\frac{\mathbf{q}}{q}\cdot\vec{\sigma}_{el}\right)\left.\right)\chi_{\sigma'} \\
&\approx -\frac{i\alpha^2\delta_{\tau,\tau'}}{2\pi^2k^2}\left(1-\frac{k^2}{6m^2c^2}\right)\times \\
&\chi_\sigma^\dagger\left(\left(1+\frac{(\mathbf{q}+\mathbf{k})^2}{8m^2c^2}\right)\left(1+\frac{q^2}{8m^2c^2}\right)-\frac{|\mathbf{q}+\mathbf{k}|q}{4m^2c^2}\left(\frac{\mathbf{q}+\mathbf{k}}{|\mathbf{q}+\mathbf{k}|}\cdot\vec{\sigma}_{el}\right)\left(\frac{\mathbf{q}}{q}\cdot\vec{\sigma}_{el}\right)\right)\chi_{\sigma'} \\
&= \frac{i\alpha^2\delta_{\tau,\tau'}}{2\pi^2}\chi_\sigma^\dagger\left(-\frac{1}{k^2}+\frac{1}{24m^2c^2}+i\frac{\vec{\sigma}_{el}[\mathbf{k}\times\mathbf{q}]}{4m^2c^2k^2}\right)\chi_{\sigma'} \quad (10.50)
\end{aligned}$$

Putting (10.49) and (10.50) together, we obtain³⁹

$$s_4^{(e)+(h)AMM} = -\frac{\alpha^2\delta_{\tau,\tau'}}{4\pi^2m^2c}\chi_\sigma^\dagger\frac{(\vec{\sigma}_{el}\cdot[\mathbf{k}\times\mathbf{q}])}{k^2}\chi_{\sigma'} \quad (10.51)$$

For the λ -dependent part of (10.47) we use the non-relativistic approximation

$$\begin{aligned}
s_4^{(e)+(h)div} &= \frac{i\alpha^2Mmc^4}{3\pi^2m^2c\sqrt{\Omega_{\mathbf{p}-\mathbf{k}}\omega_{\mathbf{q}+\mathbf{k}}\Omega_{\mathbf{p}}\omega_{\mathbf{q}}}}\ln\left(\frac{\lambda}{m}\right)(\tilde{U}\cdot\tilde{W}) \\
&\approx \frac{i\alpha^2}{3\pi^2m^2c}\ln\left(\frac{\lambda}{m}\right)\delta_{\sigma,\sigma'}\delta_{\tau,\tau'} \quad (10.52)
\end{aligned}$$

³⁹As expected from the charge renormalization condition, Coulomb-like terms $\propto 1/k^2$ have canceled out.

10.3.3 Ladder diagram

Let us investigate the contribution in S_4^c corresponding to the ladder diagram 10.1(f). According to Feynman rules, it is given by the integral⁴⁰

$$s_4^{(f)} = \frac{e^4(2\pi\hbar)^{16}}{\hbar^4} \frac{-1}{(2\pi)^2(2\pi\hbar)^6} \frac{-\hbar^4 c^4}{(2\pi)^2(2\pi\hbar)^6} \frac{Mm c^4}{(2\pi\hbar)^6 \sqrt{\omega_{\mathbf{q}}\omega_{\mathbf{q}'}\Omega_{\mathbf{p}}\Omega_{\mathbf{p}'}}} \\ \int d^4h \frac{\bar{u}(\mathbf{q})\gamma_\mu(\not{h} - \not{k} + mc^2)\gamma_\nu u(\mathbf{q}')}{(\tilde{q} - \tilde{h})^2 - m^2 c^4} \cdot \frac{\bar{w}(\mathbf{p})\gamma_\mu(\not{p} + \not{k} + Mc^2)\gamma_\nu w(\mathbf{p}')}{(\tilde{p} + \tilde{h})^2 - M^2 c^4} \\ \frac{1}{[\tilde{h}^2 - \lambda^2 c^4][(\tilde{h} + \tilde{k})^2 - \lambda^2 c^4]}$$

We use Dirac equations (J.83) - (J.82) for functions $u(\mathbf{q})$ and $w(\mathbf{p})$ and the anticommutator relationship (J.4) for gamma matrices to rewrite the numerator

$$\begin{aligned} & [\bar{u}(\mathbf{q})\gamma_\mu(\not{h} - \not{k} + mc^2)\gamma_\nu u(\mathbf{q}')] \cdot [\bar{w}(\mathbf{p})\gamma_\mu(\not{p} + \not{k} + Mc^2)\gamma_\nu w(\mathbf{p}')] \\ &= [\bar{u}(\mathbf{q})\gamma_\mu(\not{h} + mc^2)\gamma_\nu u(\mathbf{q}') - \bar{u}(\mathbf{q})\gamma_\mu \not{k} \gamma_\nu u(\mathbf{q}')] \times \\ & \quad [\bar{w}(\mathbf{p})\gamma_\mu(\not{p} + Mc^2)\gamma_\nu w(\mathbf{p}') + \bar{w}(\mathbf{p})\gamma_\mu \not{k} \gamma_\nu w(\mathbf{p}')] \\ &= [2\bar{u}(\mathbf{q})\not{q}^\mu \gamma_\nu u(\mathbf{q}') - \bar{u}(\mathbf{q})\gamma_\mu \not{k} \gamma_\nu u(\mathbf{q}')] [2\bar{w}(\mathbf{p})\not{p}^\mu \gamma_\nu w(\mathbf{p}') + \bar{w}(\mathbf{p})\gamma_\mu \not{k} \gamma_\nu w(\mathbf{p}')] \\ &= 4(\tilde{q} \cdot \tilde{p})\bar{u}(\mathbf{q})\gamma_\nu u(\mathbf{q}')\bar{w}(\mathbf{p})\gamma_\nu w(\mathbf{p}') + 2\bar{u}(\mathbf{q})\gamma_\nu u(\mathbf{q}')\bar{w}(\mathbf{p})\not{k} \gamma_\alpha \gamma_\nu w(\mathbf{p}')h^\alpha \\ & \quad - 2\bar{u}(\mathbf{q})\not{p} \gamma_\alpha \gamma_\nu u(\mathbf{q}')\bar{w}(\mathbf{p})\gamma_\nu w(\mathbf{p}')h^\alpha - \bar{u}(\mathbf{q})\gamma_\mu \gamma_\alpha \gamma_\nu u(\mathbf{q}')\bar{w}(\mathbf{p})\gamma_\mu \gamma_\beta \gamma_\nu w(\mathbf{p}')h^\alpha h^\beta \end{aligned}$$

In the denominators we use $\tilde{q}^2 = m^2 c^4$ and $\tilde{p}^2 = M^2 c^4$ to write

$$\begin{aligned} (\tilde{q} - \tilde{h})^2 - m^2 c^4 &= \tilde{h}^2 - 2(\tilde{q} \cdot \tilde{h}) \\ (\tilde{p} + \tilde{h})^2 - M^2 c^4 &= \tilde{h}^2 + 2(\tilde{p} \cdot \tilde{h}) \end{aligned}$$

Using non-relativistic approximation (J.70) we then obtain

$$s_4^{(f)} \approx \frac{e^4 c^4}{(2\pi)^4 (2\pi\hbar)^2} \times$$

⁴⁰Here we dropped spin indices, as in our approximation the spin dependence will be lost anyway.

$$\begin{aligned}
& [4(\tilde{q} \cdot \tilde{p})\bar{u}(\mathbf{q})\gamma_\nu u(\mathbf{q}')\bar{w}(\mathbf{p})\gamma_\nu w(\mathbf{p}')b(\mathbf{p}, \mathbf{q}, \mathbf{k}) \\
& + 2\bar{u}(\mathbf{q})\gamma_\nu u(\mathbf{q}')\bar{w}(\mathbf{p})\not{k}\gamma_\alpha\gamma_\nu w(\mathbf{p}')b^\alpha(\mathbf{p}, \mathbf{q}, \mathbf{k}) \\
& - 2\bar{u}(\mathbf{q})\not{p}\gamma_\alpha\gamma_\nu u(\mathbf{q}')\bar{w}(\mathbf{p})\gamma_\nu w(\mathbf{p}')b^\alpha(\mathbf{p}, \mathbf{q}, \mathbf{k}) \\
& - \bar{u}(\mathbf{q})\gamma_\mu\gamma_\alpha\gamma_\nu u(\mathbf{q}')\bar{w}(\mathbf{p})\gamma_\mu\gamma_\beta\gamma_\nu w(\mathbf{p}')b^{\alpha\beta}(\mathbf{p}, \mathbf{q}, \mathbf{k})] \quad (10.53)
\end{aligned}$$

where

$$\begin{aligned}
b(\mathbf{p}, \mathbf{q}, \mathbf{k}) &= \int \frac{d^4 h}{[\tilde{h}^2 - 2(\tilde{q} \cdot \tilde{h})][\tilde{h}^2 + 2(\tilde{p} \cdot \tilde{h})][\tilde{h}^2 - \lambda^2 c^4][(\tilde{h} + \tilde{k})^2 - \lambda^2 c^4]} \quad (10.54) \\
b^\alpha(\mathbf{p}, \mathbf{q}, \mathbf{k}) &= \int \frac{d^4 h h^\alpha}{[\tilde{h}^2 - 2(\tilde{q} \cdot \tilde{h})][\tilde{h}^2 + 2(\tilde{p} \cdot \tilde{h})][\tilde{h}^2 - \lambda^2 c^4][(\tilde{h} + \tilde{k})^2 - \lambda^2 c^4]} \\
b^{\alpha\beta}(\mathbf{p}, \mathbf{q}, \mathbf{k}) &= \int \frac{d^4 h h^\alpha h^\beta}{[\tilde{h}^2 - 2(\tilde{q} \cdot \tilde{h})][\tilde{h}^2 + 2(\tilde{p} \cdot \tilde{h})][\tilde{h}^2 - \lambda^2 c^4][(\tilde{h} + \tilde{k})^2 - \lambda^2 c^4]}
\end{aligned}$$

In our calculations we are interested only in leading infrared-divergent terms. They come from those regions in the 4D space of the integration variable \tilde{h} , where integrand's denominators vanish in the limit $\lambda \rightarrow 0$. These are regions $\tilde{h} \approx 0$ and $\tilde{h} \approx -\tilde{k}$. Using these approximations in the numerators, we get

$$\begin{aligned}
b^\alpha(\mathbf{p}, \mathbf{q}, \mathbf{k}) &\approx -k^\alpha b(\mathbf{p}, \mathbf{q}, \mathbf{k}) \\
b^{\alpha\beta}(\mathbf{p}, \mathbf{q}, \mathbf{k}) &\approx k^\alpha k^\beta b(\mathbf{p}, \mathbf{q}, \mathbf{k})
\end{aligned}$$

Now substitute these results in (10.53) and use definitions (J.62) - (J.63) of functions U^μ and W^μ

$$\begin{aligned}
s_4^{(f)} &= \frac{e^4 c^4}{(2\pi)^4 (2\pi\hbar)^2} b(\mathbf{p}, \mathbf{q}, \mathbf{k}) \times \\
& [4(\tilde{q} \cdot \tilde{p})(\bar{u}(\mathbf{q})\gamma_\nu u(\mathbf{q}')\bar{w}(\mathbf{p})\gamma_\nu w(\mathbf{p}') - 2\bar{u}(\mathbf{q})\gamma_\nu u(\mathbf{q}')\bar{w}(\mathbf{p})\not{k}\gamma_\nu w(\mathbf{p}')) \\
& + 2\bar{u}(\mathbf{q})\not{p}\not{k}\gamma_\nu u(\mathbf{q}')\bar{w}(\mathbf{p})\gamma_\nu w(\mathbf{p}') - \bar{u}(\mathbf{q})\gamma_\mu\not{k}\gamma_\nu u(\mathbf{q}')\bar{w}(\mathbf{p})\gamma_\mu\not{k}\gamma_\nu w(\mathbf{p}')] \\
& = \frac{e^4 c^4}{(2\pi)^4 (2\pi\hbar)^2} b(\mathbf{p}, \mathbf{q}, \mathbf{k}) [4(\tilde{q} \cdot \tilde{p})(\tilde{U} \cdot \tilde{W}) - 2U_\nu \bar{w}(\mathbf{p})\not{k}\gamma_\nu w(\mathbf{p}')] \\
& + 2\bar{u}(\mathbf{q})\not{p}\not{k}\gamma_\nu u(\mathbf{q}')W_\nu - \bar{u}(\mathbf{q})\gamma_\mu\not{k}\gamma_\nu u(\mathbf{q}')\bar{w}(\mathbf{p})\gamma_\mu\not{k}\gamma_\nu w(\mathbf{p}')]
\end{aligned}$$

Next we need to simplify separate pieces of this expression

$$\begin{aligned}
& \bar{w}(\mathbf{p})\not{k}\gamma_\nu w(\mathbf{p}') = \bar{w}(\mathbf{p})\not{p}\gamma_\nu w(\mathbf{p}') - \bar{w}(\mathbf{p})\not{p}'\gamma_\nu w(\mathbf{p}') \\
&= \bar{w}(\mathbf{p})\not{p}\gamma_\nu w(\mathbf{p}') - \bar{w}(\mathbf{p})\not{p}(2(p')^\nu - mc^2\gamma_\nu)w(\mathbf{p}') \\
&= \bar{w}(\mathbf{p})(-\not{p}\not{p} + 2(\tilde{q} \cdot \tilde{p}))\gamma_\nu w(\mathbf{p}') - 2(p')^\nu(\tilde{q} \cdot \tilde{W}) + mc^2\bar{w}(\mathbf{p})\not{p}\gamma_\nu w(\mathbf{p}') \\
&= \bar{w}(\mathbf{p})(-mc^2\not{p} + 2(\tilde{q} \cdot \tilde{p}))\gamma_\nu w(\mathbf{p}') - 2(p')^\nu(\tilde{q} \cdot \tilde{W}) + mc^2\bar{w}(\mathbf{p})\not{p}\gamma_\nu w(\mathbf{p}') \\
&= -mc^2\bar{w}(\mathbf{p})\not{p}\gamma_\nu w(\mathbf{p}') + 2(\tilde{q} \cdot \tilde{p})W_\nu - 2(p')^\nu(\tilde{q} \cdot \tilde{W}) \\
&+ mc^2\bar{w}(\mathbf{p})\not{p}\gamma_\nu w(\mathbf{p}') = 2(\tilde{q} \cdot \tilde{p})W_\nu - 2(p')^\nu(\tilde{q} \cdot \tilde{W}) \tag{10.55}
\end{aligned}$$

$$\begin{aligned}
& \bar{u}(\mathbf{q})\not{p}\not{k}\gamma_\nu u(\mathbf{q}') = \bar{u}(\mathbf{q})\not{p}(\not{p} - \not{p}')\gamma_\nu u(\mathbf{q}') \\
&= \bar{u}(\mathbf{q})\not{p}\not{p}'\gamma_\nu u(\mathbf{q}') - \bar{u}(\mathbf{q})\not{p}\not{p}\gamma_\nu u(\mathbf{q}') \\
&= \bar{u}(\mathbf{q})\not{p}(-\gamma_\nu\not{p}' + 2(q')^\nu)u(\mathbf{q}') - \bar{u}(\mathbf{q})(-\not{p}\not{p} + 2(\tilde{q} \cdot \tilde{p}))\gamma_\nu u(\mathbf{q}') \\
&= -\bar{u}(\mathbf{q})\not{p}\gamma_\nu\not{p}'u(\mathbf{q}') + 2\bar{u}(\mathbf{q})\not{p}(q')^\nu u(\mathbf{q}') + \bar{u}(\mathbf{q})\not{p}\not{p}\gamma_\nu u(\mathbf{q}') \\
&- 2(\tilde{q} \cdot \tilde{p})U_\nu \\
&= -mc^2\bar{u}(\mathbf{q})\not{p}\gamma_\nu u(\mathbf{q}') + 2(q')^\nu(\tilde{p} \cdot \tilde{U}) + mc^2\bar{u}(\mathbf{q})\not{p}\gamma_\nu u(\mathbf{q}') - 2(\tilde{q} \cdot \tilde{p})U_\nu \\
&= 2(q')^\nu(\tilde{p} \cdot \tilde{U}) - 2(\tilde{q} \cdot \tilde{p})U_\nu
\end{aligned}$$

$$\begin{aligned}
& \bar{u}(\mathbf{q})\gamma_\mu\not{k}\gamma_\nu u(\mathbf{q}') \\
&= \bar{u}(\mathbf{q})\gamma_\mu\not{p}'\gamma_\nu u(\mathbf{q}') - \bar{u}(\mathbf{q})\gamma_\mu\not{p}\gamma_\nu u(\mathbf{q}') \\
&= \bar{u}(\mathbf{q})\gamma_\mu(-\gamma_\nu\not{p}' + 2(q')^\nu)u(\mathbf{q}') - \bar{u}(\mathbf{q})(-\not{p}'\gamma_\mu + 2q'^\mu)\gamma_\nu u(\mathbf{q}') \\
&= -\bar{u}(\mathbf{q})\gamma_\mu\gamma_\nu\not{p}'u(\mathbf{q}') + 2\bar{u}(\mathbf{q})\gamma_\mu(q')^\nu u(\mathbf{q}') + \bar{u}(\mathbf{q})\not{p}'\gamma_\mu\gamma_\nu u(\mathbf{q}') \\
&- 2\bar{u}(\mathbf{q})q'^\mu\gamma_\nu u(\mathbf{q}') \\
&= -mc^2\bar{u}(\mathbf{q})\gamma_\mu\gamma_\nu u(\mathbf{q}') + 2(q')^\nu U_\mu + mc^2\bar{u}(\mathbf{q})\gamma_\mu\gamma_\nu u(\mathbf{q}') - 2q'^\mu U_\nu \\
&= 2(q')^\nu U_\mu - 2q'^\mu U_\nu \tag{10.56}
\end{aligned}$$

$$\bar{w}(\mathbf{p})\gamma_\mu\not{k}\gamma_\nu w(\mathbf{p}') = -2(p')^\nu W_\mu + 2p'^\mu W_\nu \tag{10.57}$$

Then we use equalities (M.47), (M.48) and non-relativistic approximations $(\tilde{q}' \cdot \tilde{p}') \approx Mmc^4$, $(\tilde{U} \cdot \tilde{W}) \approx 1$ to write

$$\begin{aligned}
s_4^{(f)} &= \frac{e^4 c^4}{(2\pi)^4 (2\pi\hbar)^2} b(\mathbf{p}, \mathbf{q}, \mathbf{k}) \times \\
& [4(\tilde{q} \cdot \tilde{p})(\tilde{U} \cdot \tilde{W}) - 2U_\nu(2(\tilde{q} \cdot \tilde{p})W_\nu - 2(p')^\nu(\tilde{q} \cdot \tilde{W})) \\
& + 2(2(q')^\nu(p \cdot U) - 2(\tilde{q} \cdot \tilde{p})U_\nu)W_\nu - (2(q')^\nu U_\mu - 2q^\mu U_\nu)(-2(p')^\nu W_\mu + 2p^\mu W_\nu)] \\
&= \frac{4e^4 c^4}{(2\pi)^4 (2\pi\hbar)^2} b(\mathbf{p}, \mathbf{q}, \mathbf{k}) \times \\
& [(\tilde{q} \cdot \tilde{p})(\tilde{U} \cdot \tilde{W}) - (\tilde{q} \cdot \tilde{p})(\tilde{U} \cdot \tilde{W}) + (\tilde{p}' \cdot \tilde{U})(\tilde{q} \cdot \tilde{W}) + (\tilde{q}' \cdot \tilde{W})(\tilde{p} \cdot \tilde{U}) - (\tilde{q} \cdot \tilde{p})(\tilde{U} \cdot \tilde{W}) \\
& + (\tilde{q}' \cdot \tilde{p}')(\tilde{U} \cdot \tilde{W}) - (\tilde{q}' \cdot \tilde{W})(\tilde{p} \cdot \tilde{U}) - (\tilde{q} \cdot \tilde{W})(\tilde{p}' \cdot \tilde{U}) + (\tilde{q} \cdot \tilde{p})(\tilde{U} \cdot \tilde{W})] \\
&= \frac{4e^4 c^4}{(2\pi)^4 (2\pi\hbar)^2} b(\mathbf{p}, \mathbf{q}, \mathbf{k})(\tilde{q}' \cdot \tilde{p}')(\tilde{U} \cdot \tilde{W}) \\
&\approx \frac{4e^4 M m c^8}{(2\pi)^4 (2\pi\hbar)^2} b(\mathbf{p}, \mathbf{q}, \mathbf{k}) \tag{10.58}
\end{aligned}$$

Function $b(\mathbf{p}, \mathbf{q}, \mathbf{k})$ is evaluated in (M.52)

$$b(\mathbf{p}, \mathbf{q}, \mathbf{k}) = \frac{\pi^2}{i c^3 \tilde{k}^2} \ln \left(\frac{\tilde{k}^2}{\lambda^2 c^4} \right) \int_0^1 \frac{dy}{(\tilde{p} + \tilde{q})^2 y^2 - 2\tilde{p}(\tilde{p} + \tilde{q})y + \tilde{p}^2} \tag{10.59}$$

This integral is of the table form

$$\int \frac{dy}{ay^2 + by + c} = \frac{2}{\sqrt{4ac - b^2}} \tan^{-1} \left(\frac{2ax + b}{\sqrt{4ac - b^2}} \right) + const$$

So, we get

$$\begin{aligned}
& \int_0^1 \frac{dy}{(\tilde{p} + \tilde{q})^2 y^2 - 2\tilde{p}(\tilde{p} + \tilde{q})y + \tilde{p}^2} \\
&= 2B^{-1} \tan^{-1} \left(\frac{2(\tilde{p} + \tilde{q})^2 y - 2\tilde{p}(\tilde{p} + \tilde{q})}{B} \right) \Big|_{y=0}^{y=1} \\
&= 2B^{-1} \left[\tan^{-1} \left(\frac{2\tilde{q}^2 + 2(\tilde{p} \cdot \tilde{q})}{B} \right) + \tan^{-1} \left(\frac{2\tilde{p}^2 + 2(\tilde{p} \cdot \tilde{q})}{B} \right) \right] \\
&\approx \frac{1}{i M c^3 q} \left[\tan^{-1} \left(\frac{m c}{i q} \right) + \tan^{-1} \left(\frac{M c}{i q} \right) \right] \tag{10.60}
\end{aligned}$$

where we used the inequality $M \gg m$ and denoted

$$\begin{aligned}
B &\equiv \sqrt{4(\tilde{p} + \tilde{q})^2 \tilde{p}^2 - 4(\tilde{p}^2 + (\tilde{p} \cdot \tilde{q}))^2} = 2\sqrt{\tilde{p}^2 \tilde{q}^2 - (\tilde{p} \cdot \tilde{q})^2} = 2\sqrt{M^2 m^2 c^8 - (\tilde{p} \cdot \tilde{q})^2} \\
&\approx 2\sqrt{M^2 m^2 c^8 - \left[\left(M c^2 + \frac{p^2}{2M} \right) \left(m c^2 + \frac{q^2}{2m} \right) - c^2(\mathbf{p}\mathbf{q}) \right]^2} \\
&\approx 2\sqrt{-M^2 c^6 q^2} = 2i M c^3 q
\end{aligned}$$

Putting results (10.58) - (10.60) together and using $\tilde{k}^2 \approx -c^2 k^2$, we finally obtain

$$s_4^{(f)} \approx \frac{\alpha^2 m c^2}{\pi^2 q k^2} \left[\tan^{-1} \left(\frac{m c}{i q} \right) + \tan^{-1} \left(\frac{M c}{i q} \right) \right] \ln \left(-\frac{k^2}{\lambda^2 c^2} \right) \quad (10.61)$$

We will not elaborate this result further as we expect some cancelations with the crossed ladder diagram evaluated in the next subsection.

10.3.4 Cross-ladder diagram

Similar to the above ladder diagram we calculate the cross-ladder diagram shown in Fig. 10.1(g)

$$\begin{aligned}
s_4^{(g)} &\approx \frac{e^4 c^4}{(2\pi)^4 (2\pi\hbar)^2} \int d^4 h \frac{\bar{u}(\mathbf{q}) \gamma_\mu (\not{h} - \not{k} + m c^2) \gamma_\nu u(\mathbf{q}')}{(\tilde{q} - \tilde{h})^2 - m^2 c^4 + i\sigma} \times \\
&\frac{\bar{w}(\mathbf{p}) \gamma_\nu (\not{p}' - \not{h} + M c^2) \gamma_\mu w(\mathbf{p}')}{(\tilde{p}' - \tilde{h})^2 - M^2 c^4} \frac{1}{[\tilde{h}^2 - \lambda^2 c^4][(\tilde{h} + \tilde{k})^2 - \lambda^2 c^4]}
\end{aligned}$$

In the numerator we use (J.4), (J.83) - (J.82) to write

$$\begin{aligned}
&[\bar{u}(\mathbf{q}) \gamma_\mu (\not{h} - \not{k} + m c^2) \gamma_\nu u(\mathbf{q}')] \cdot [\bar{w}(\mathbf{p}) \gamma_\nu (\not{p}' - \not{h} + M c^2) \gamma_\mu w(\mathbf{p}')] \\
&= [\bar{u}(\mathbf{q}) \gamma_\mu (\not{h} + m c^2) \gamma_\nu u(\mathbf{q}') - \bar{u}(\mathbf{q}) \gamma_\mu \not{k} \gamma_\nu u(\mathbf{q}')] \\
&\times [\bar{w}(\mathbf{p}) \gamma_\nu (\not{p}' + M c^2) \gamma_\mu w(\mathbf{p}') - \bar{w}(\mathbf{p}) \gamma_\mu \not{k} \gamma_\nu w(\mathbf{p}')] \\
&= [2\bar{u}(\mathbf{q}) \not{q} \gamma_\nu u(\mathbf{q}') - \bar{u}(\mathbf{q}) \gamma_\mu \not{k} \gamma_\nu u(\mathbf{q}')]
\end{aligned}$$

$$\begin{aligned}
& \times [2\bar{w}(\mathbf{p})(p')^\nu \gamma_\mu w(\mathbf{p}') - \bar{w}(\mathbf{p})\gamma_\mu \not{h} \gamma_\nu w(\mathbf{p}')] \\
& = 4\bar{u}(\mathbf{q})\not{p}' u(\mathbf{q}')\bar{w}(\mathbf{p})\not{h} w(\mathbf{p}') - 2\bar{u}(\mathbf{q})\gamma_\nu u(\mathbf{q}')\bar{w}(\mathbf{p})\not{h} \gamma_\alpha \gamma_\nu w(\mathbf{p}') h^\alpha \\
& - 2\bar{u}(\mathbf{q})\gamma_\mu \gamma_\alpha \not{p}' u(\mathbf{q}')\bar{w}(\mathbf{p})\gamma_\mu w(\mathbf{p}') h^\alpha \\
& + \bar{u}(\mathbf{q})\gamma_\mu \gamma_\alpha \gamma_\nu u(\mathbf{q}')\bar{w}(\mathbf{p})\gamma_\mu \gamma_\beta \gamma_\nu w(\mathbf{p}') h^\alpha h^\beta
\end{aligned}$$

and

$$\begin{aligned}
s_4^{(g)} &= \frac{e^4 c^4}{(2\pi)^4 (2\pi\hbar)^2} \times \\
& [4\bar{u}(\mathbf{q})\not{p}' u(\mathbf{q}')\bar{w}(\mathbf{p})\not{h} w(\mathbf{p}') b(-\mathbf{p}', \mathbf{q}, \mathbf{k}) \\
& - 2\bar{u}(\mathbf{q})\gamma_\nu u(\mathbf{q}')\bar{w}(\mathbf{p})\not{h} \gamma_\alpha \gamma_\nu w(\mathbf{p}') b^\alpha(-\mathbf{p}', \mathbf{q}, \mathbf{k}) \\
& - 2\bar{u}(\mathbf{q})\gamma_\mu \gamma_\alpha \not{p}' u(\mathbf{q}')\bar{w}(\mathbf{p})\gamma_\mu w(\mathbf{p}') b^\alpha(-\mathbf{p}', \mathbf{q}, \mathbf{k}) \\
& + \bar{u}(\mathbf{q})\gamma_\mu \gamma_\alpha \gamma_\nu u(\mathbf{q}')\bar{w}(\mathbf{p})\gamma_\mu \gamma_\beta \gamma_\nu w(\mathbf{p}') b^{\alpha\beta}(-\mathbf{p}', \mathbf{q}, \mathbf{k})] \quad (10.62)
\end{aligned}$$

Here we notice that integral

$$b(-\mathbf{p}', \mathbf{q}, \mathbf{k}) \equiv \int \frac{d^4 h}{[\tilde{h}^2 - 2(\tilde{q} \cdot \tilde{h})][\tilde{h}^2 - 2(\tilde{p}' \cdot \tilde{h})][\tilde{h}^2 - \lambda^2 c^4][(\tilde{h} + \tilde{k})^2 - \lambda^2 c^4]}$$

can be obtained from (10.54) by replacing $\tilde{p} \rightarrow -\tilde{p}'$. Using the same assumptions as in the preceding subsection, two other integrals can be expressed in terms of $b(-\mathbf{p}', \mathbf{q}, \mathbf{k})$

$$\begin{aligned}
b^\alpha(-\mathbf{p}', \mathbf{q}, \mathbf{k}) &\equiv \int \frac{d^4 h h^\alpha}{[\tilde{h}^2 - 2(\tilde{q} \cdot \tilde{h})][\tilde{h}^2 - 2(\tilde{p}' \cdot \tilde{h})][\tilde{h}^2 - \lambda^2 c^4][(\tilde{h} + \tilde{k})^2 - \lambda^2 c^4]} \\
&\approx -k^\alpha b(-\mathbf{p}', \mathbf{q}, \mathbf{k}) \\
b^{\alpha\beta}(-\mathbf{p}', \mathbf{q}, \mathbf{k}) &\equiv \int \frac{d^4 h h^\alpha h^\beta}{[\tilde{h}^2 - 2(\tilde{q} \cdot \tilde{h})][\tilde{h}^2 - 2(\tilde{p}' \cdot \tilde{h})][\tilde{h}^2 - \lambda^2 c^4][(\tilde{h} + \tilde{k})^2 - \lambda^2 c^4]} \\
&\approx k^\alpha k^\beta b(-\mathbf{p}', \mathbf{q}, \mathbf{k})
\end{aligned}$$

Then in (10.62) we can use (10.55), (10.56), (10.57), and

$$\begin{aligned}
& \bar{u}(\mathbf{q})\gamma_\mu \not{k} \not{p}' u(\mathbf{q}') = \bar{u}(\mathbf{q})\gamma_\mu (\not{h} - \not{p}') u(\mathbf{q}') \\
& = \bar{u}(\mathbf{q})\gamma_\mu \not{h} u(\mathbf{q}') - \bar{u}(\mathbf{q})\gamma_\mu \not{p}' u(\mathbf{q}')
\end{aligned}$$

$$\begin{aligned}
&= -\bar{u}(\mathbf{q})\gamma_\mu \not{p}' u(\mathbf{q}') + 2\bar{u}(\mathbf{q})\gamma_\mu(q' p')u(\mathbf{q}') + \bar{u}(\mathbf{q})\not{q}'\gamma_\mu \not{p}' u(\mathbf{q}') \\
&\quad - 2\bar{u}(\mathbf{q})q^\mu \not{p}' u(\mathbf{q}') = 2\bar{u}(\mathbf{q})\gamma_\mu(q' \cdot p')u(\mathbf{q}') - 2\bar{u}(\mathbf{q})q^\mu \not{p}' u(\mathbf{q}') \\
&= 2(\tilde{q}' \cdot \tilde{p}')U_\mu - 2(\tilde{p}' \cdot \tilde{U})q^\mu
\end{aligned}$$

to obtain

$$\begin{aligned}
s_4^{(g)} &= \frac{e^4 c^4}{(2\pi)^4 (2\pi\hbar)^2} b(-\mathbf{p}', \mathbf{q}, \mathbf{k}) \times \\
&\quad [4(\tilde{p}' \cdot \tilde{U})(\tilde{q} \cdot \tilde{W}) + 2U_\nu(2(\tilde{q} \cdot \tilde{p})W_\nu - 2(p')^\nu(q \cdot W)) \\
&+ 2(2(\tilde{q}' \cdot \tilde{p}')U_\mu - 2(\tilde{p}' \cdot \tilde{U})q^\mu)W_\mu + (2(q')^\nu U_\mu - 2q^\mu U_\nu)(-2(p')^\nu W_\mu + 2p^\mu W_\nu)] \\
&= \frac{4e^4 c^4}{(2\pi)^4 (2\pi\hbar)^2} b(-\mathbf{p}', \mathbf{q}, \mathbf{k}) \times \\
&\quad [(\tilde{p}' \cdot \tilde{U})(\tilde{q} \cdot \tilde{W}) + (\tilde{q} \cdot \tilde{p})(\tilde{U} \cdot \tilde{W}) - (\tilde{p}' \cdot \tilde{U})(\tilde{q} \cdot \tilde{W}) + (\tilde{q}' \cdot \tilde{p}')(\tilde{U} \cdot \tilde{W}) \\
&- (\tilde{p}' \cdot \tilde{U})(\tilde{q} \cdot \tilde{W}) - (\tilde{q}' \cdot \tilde{p}')(\tilde{U} \cdot \tilde{W}) + (\tilde{q} \cdot \tilde{W})(\tilde{p}' \cdot \tilde{U}) + (\tilde{q}' \cdot \tilde{W})(\tilde{p} \cdot \tilde{U}) \\
&- (\tilde{q} \cdot \tilde{p})(\tilde{U} \cdot \tilde{W})] \\
&= \frac{4e^4 c^4}{(2\pi)^4 (2\pi\hbar)^2} b(-\mathbf{p}', \mathbf{q}, \mathbf{k})(\tilde{q}' \cdot \tilde{W})(\tilde{p} \cdot \tilde{U}) \\
&\approx \frac{4e^4 M m c^8}{(2\pi)^4 (2\pi\hbar)^2} b(-\mathbf{p}', \mathbf{q}, \mathbf{k})
\end{aligned}$$

For the integral

$$b(-\mathbf{p}', \mathbf{q}, \mathbf{k}) = \frac{\pi^2}{i c^3 \tilde{k}^2} \ln \left(\frac{\tilde{k}^2}{\lambda^2 c^4} \right) \int_0^1 \frac{dy}{(-\tilde{p}' + \tilde{q})^2 y^2 + 2\tilde{p}'(-\tilde{p}' + \tilde{q})y + \tilde{p}^2}$$

we use the same method as in (10.60). This time in our non-relativistic approximation $(\tilde{p}' \cdot \tilde{q}) \approx M m c^4$

$$B' \equiv \sqrt{4(\tilde{q} - \tilde{p}')^2 (\tilde{p}')^2 - 4((\tilde{p}')^2 - (\tilde{p}' \cdot \tilde{q}))^2} \approx B = 2i M c^3 q$$

$$\int_0^1 \frac{dy}{(-\tilde{p}' + \tilde{q})^2 y^2 + 2\tilde{p}'(-\tilde{p}' + \tilde{q})y + \tilde{p}^2}$$

$$\begin{aligned}
&\approx 2B^{-1} \tan^{-1} \left(\frac{2(-\tilde{p}' + \tilde{q})^2 y + 2\tilde{p}'(-\tilde{p}' + \tilde{q})}{B} \right) \Big|_{y=0}^{y=1} \\
&= 2B^{-1} \left[\tan^{-1} \left(\frac{2\tilde{q}^2 - 2(\tilde{p}' \cdot \tilde{q})}{B} \right) + \tan^{-1} \left(\frac{2\tilde{p}'^2 - 2(\tilde{p}' \cdot \tilde{q})}{B} \right) \right] \\
&\approx \frac{1}{iMc^3q} \left[-\tan^{-1} \left(\frac{mc}{iq} \right) + \tan^{-1} \left(\frac{Mc}{iq} \right) \right]
\end{aligned}$$

and

$$s_4^{(g)} \approx \frac{\alpha^2 mc^2}{\pi^2 q k^2} \left[-\tan^{-1} \left(\frac{mc}{iq} \right) + \tan^{-1} \left(\frac{Mc}{iq} \right) \right] \ln \left(-\frac{k^2}{\lambda^2 c^2} \right)$$

Adding this result to (10.61) and using approximation $\tan^{-1}(Mc/(iq)) \approx -\pi/2$ we obtain the joint contribution of the ladder and crossed ladder diagrams

$$s_4^{(f)+(g)} \approx -\frac{\alpha^2 mc^2}{\pi q k^2} \ln \left(-\frac{k^2}{\lambda^2 c^2} \right) \quad (10.63)$$

10.3.5 Renormalizability

Combining results (10.46), (10.51), (10.52), (10.63) we get the following Λ -independent 4th order amplitude for the electron-proton scattering

$$\begin{aligned}
\langle 0 | a_{\mathbf{q},\sigma} d_{\mathbf{p},\tau} S_4^c d_{\mathbf{p}',\tau'}^\dagger a_{\mathbf{q}',\sigma'}^\dagger | 0 \rangle &\approx \delta^4(\tilde{q} - \tilde{q}' - \tilde{p}' + \tilde{p}) \delta_{\tau\tau'} \times \\
&\left[\frac{i\alpha^2}{15\pi^2 m^2 c} \delta_{\sigma\sigma'} + \frac{i\alpha^2}{3\pi^2 m^2 c} \ln \left(\frac{\lambda}{m} \right) \delta_{\sigma\sigma'} - \frac{mc^2 \alpha^2}{\pi q k^2} \ln \left(-\frac{k^2}{\lambda^2 c^2} \right) \delta_{\sigma\sigma'} \right. \\
&\left. - \frac{\alpha^2 \chi_\sigma^\dagger (\vec{\sigma}_{el} \cdot [\mathbf{k} \times \mathbf{q}]) \chi_{\sigma'}}{4\pi^2 m^2 c k^2} \right] \quad (10.64)
\end{aligned}$$

As expected, this result is finite and does not depend on the cutoff parameter Λ . In other words, this result is ultraviolet-safe, so that we fulfilled the promise of the renormalization approach. Unfortunately, the amplitude (10.64) still contains unpleasant infrared-divergent logarithms. Their physical origin is related to the vanishing photon mass. Any collision involving

charged particles⁴¹ is inevitably accompanied by the emission of a large (even infinite) number of low-energy (soft) photons. In most cases these soft photons escape experimental detection, but in a rigorous theoretical treatment one must take them all into account in order to obtain scattering cross-sections in good agreement with experiments. This would require rather involved non-perturbative calculations [Wei95, PS95b] that are beyond the scope of this book. The cancelation of infrared divergences in calculations of the hydrogen energy spectrum (the Lamb shift) will be discussed in chapter 14.2.

So, we conclude that our renormalization approach has achieved its goal: ultraviolet divergences in loop integrals have been canceled, and accurate description of scattering is within reach. Can we get even better accuracy by extending renormalization to higher perturbation orders? Yes, but then we would need to add higher-order ultraviolet-divergent counterterms to our interaction (10.44), so that the no-self-scattering and charge renormalization conditions are enforced in each perturbation order. It is remarkable that all these higher-order counterterms will have exactly the same functional form as those already discussed. In other words, the complete infinite-order interaction operator of the renormalized QED will have the same form as our low-order expression (10.44). Only the values of exact renormalization constants δm , $Z_2 - 1$, $Z_3 - 1$, and $Z_1 - 1$ will get more complicated forms than our 2nd order expressions δm_2 , $(Z_2 - 1)_2$, $(Z_3 - 1)_2$, $(Z_1 - 1)_2$. This fact is referred to as the *renormalizability* of QED.

We have applied renormalization only to the potential energy operator V in QED. In order to have a relativistic theory one also need to find appropriate counterterms for the potential boost operator \mathbf{Z} , so that the “renormalized boost” satisfies appropriate Poincaré commutation relations with the “renormalized energy.” As far as I know, there were no attempts to extend the renormalization theory to boosts. Nevertheless, we will assume that such a construction is possible, and that renormalized QED is a fully relativistic theory.

10.4 Troubles with renormalized QED

Great successes of the renormalized QED are well known. In this section we are going to focus on its weak points. The most obvious problem of QED is

⁴¹in particular, the $e^- - p^+$ collision considered here

related to extremely weird properties of its fundamental ingredients - bare particles. The masses and charges of bare electrons and protons are infinite, and the Hamiltonian of QED is formally infinite as well. More precisely, coefficient functions of interaction terms in $H_{FD}^c = H_0 + V_{FD}^c$ written in the bare-particle representation (10.44) diverge as the ultraviolet cutoff momentum Λc is sent to infinity. From results obtained in this chapter, we know that this operator can be used successfully in S -matrix calculations, because all divergences cancel out. However, its use for bound state or time evolution studies seems problematic.

10.4.1 Renormalization in QED revisited

Let us now review the material of this chapter and recall the logic which led us from the original Feynman-Dyson interaction Hamiltonian V_1 in (10.15) to the interaction with counterterms V_{FD}^c in (10.44).⁴²

One distinctive feature of the operator V_1 is its *unphys* (U) type. In order to obtain the scattering phase operator F one needs to calculate multiple commutators of V_1 as in (7.21). It is clear from Table 8.2 that these commutators will give rise to *renorm* terms⁴³ in each perturbation order of F . However, according to equation (10.6) and Statement 10.1 (the no-self-scattering renormalization condition), there should be absolutely no *renorm* terms in the operator F of any sensible theory. So, we have a contradiction.

The renormalization approach presented in this chapter suggested the following resolution of this paradox: change the interaction operator from V_1 to V_{FD}^c by adding infinite counterterms (10.44). Two conditions were used to select the counterterms. The first (no-self-scattering renormalization) condition required cancelation of all *renorm* terms in the scattering phase operator F^c calculated with V_{FD}^c . This requirement was satisfied by making sure there was a certain balance of *unphys* and *renorm* (counter)terms in V_{FD}^c , so that all *renorm* terms in F^c canceled out. The second (charge renormalization) condition demanded a consistency with classical electrodynamics in the low energy regime. These two conditions were sufficient to specify all counterterms in V_{FD}^c . Somewhat miraculously, the S -matrix obtained with thus modified Hamiltonian $H_{FD}^c = H_0 + V_{FD}^c$ agreed with experiment at all energies and for all scattering processes.

⁴²Everything said about Feynman-Dyson interaction V_{FD}^c in this subsection applies also to the conventional renormalized interaction operator V^c in (10.13).

⁴³in commutators $[U, U']$

Frequently one can meet interpretations of the renormalization approach, which say that infinities in the Hamiltonian H_{FD}^c (10.44) have a real physical meaning. The usual interpretation is that renormalization (=the addition of counterterms) is equivalent to redefinition of parameters (masses and charges of particles) in the Lagrangian. In fact, these parameters become infinite after the renormalization. Thus, it is declared that particle operators specified in section 8.1 refer not to real (or physical) particles, but to so-called *bare* particles. One can hear also that bare electrons and protons *really* have infinite masses and infinite charges.⁴⁴ The fact that such particles were never observed in nature is then explained as follows: Bare particles are not eigenstates of the total Hamiltonian H_{FD}^c . The “physical” electrons and protons observed in experiments are complex linear combinations of multiparticle bare states. These linear combinations *are* eigenstates of the total Hamiltonian, and they do have correct (finite) measurable masses m and M and charges $\pm e$. This situation is often described as bare particles being surrounded by “clouds” of *virtual particles*, thus forming *physical* or *dressed particles*. The virtual cloud modifies the mass of the bare particle by an infinite amount, so that the resulting mass is exactly the one measured in experiments. The cloud also “shields” the (infinite) charge of the bare particle, so that the effective charge becomes $\pm e$ [Hua13].

Even if we accept this weird description of physical reality, it is clear that the renormalization program did not solve the problem of ultraviolet divergences in quantum field theory. The divergences were removed from the S -operator, but they reappeared in the Hamiltonian H_{FD}^c in the form of infinite counterterms. This introduction of counterterms just shifted the problem of infinities from one place to another. Inconsistencies of the renormalization approach concerned many prominent scientists, such as Dirac and Landau. For example, Rohrlich wrote

Thus, present quantum electrodynamics is one of the strangest achievements of the human mind. No theory has been confirmed

⁴⁴It is also common to hypothesize that these bare parameters may be actually very large rather than infinite. The idea is that the “granularity” of space-time or other yet unknown Planck-scale effect sets a natural momentum cutoff. This “effective field theory” approach assumes that QED is just a low energy approximation to some unknown divergence-free truly fundamental theory operating at the Planck scale. Speculations of this kind are not needed for the dressed particle approach that will be developed in the second part of this book. The dressed particle Hamiltonian and the corresponding S -operator remain finite, even for infinite cutoff momentum.

by experiment to higher precision; and no theory has been plagued by greater mathematical difficulties which have withstood repeated attempts at their elimination. There can be no doubt that the present agreement with experiments is not fortuitous. Nevertheless, the renormalization procedure can only be regarded as a temporary crutch which holds up the present framework. It should be noted that, even if the renormalization constants were not infinite, the theory would still be unsatisfactory, as long as the unphysical concept of “bare particle” plays a dominant role. F. Rohrlich [Roh]

In our interpretation of renormalization we do not distinguish bare and physical particles. We claim that $|0\rangle$, $a_{\mathbf{p}}^{\dagger}|0\rangle$ and $c_{\mathbf{p}}^{\dagger}|0\rangle$ represent real physical 0-particle and 1-particle states with finite masses and charges. The only effect of renormalization is to add certain counterterms to the original QED interaction V_1 , as shown in (10.44). The counterterms are formally divergent, thus rendering the QED Hamiltonian unusable for most quantum-mechanical calculations. In particular, time evolution studies become virtually impossible in this approach, as we will see in the next subsection.

10.4.2 Time evolution in QED

Let us forget for a moment that interaction (counter)terms in H^c are infinite and apply the time evolution operator $U^c(t \leftarrow 0) = \exp(-\frac{i}{\hbar}H^c t)$ to the vacuum (no-particle) state. Expressing V^c in terms of creation and annihilation operators of particles we obtain⁴⁵

$$\begin{aligned} |0(t)\rangle &= e^{-\frac{i}{\hbar}H^c t}|0\rangle = (1 - \frac{it}{\hbar}(H_0 + V^c) + \dots)|0\rangle \\ &\propto |0\rangle + ta^{\dagger}b^{\dagger}c^{\dagger}|0\rangle + td^{\dagger}f^{\dagger}c^{\dagger}|0\rangle + \dots \\ &\propto |0\rangle + t|abc\rangle + t|dfc\rangle + \dots \end{aligned} \tag{10.65}$$

We see that various multiparticle states ($|abc\rangle$, $|dfc\rangle$, etc.) are created from the vacuum during time evolution. The physical vacuum in QED is not just

⁴⁵Here we are concerned only with the presence of $a^{\dagger}b^{\dagger}c^{\dagger}$ and $d^{\dagger}f^{\dagger}c^{\dagger}$ interaction terms in (L.8). All other terms are omitted. We also omit factors i , \hbar and coefficient functions which are not relevant in this context.

an empty state without particles. It is more like a boiling “soup” of bare particles, antiparticles, and photons.

Similarly, the time evolution of bare one-electron states is accompanied by appearing and disappearing virtual particles. Such behaviors have not been seen in experiments. Obviously, if a theory cannot get right the time evolutions of simplest zero-particle and one-particle states, there is no hope of predicting the time evolution in more complex multiparticle states.

The reason for these unphysical time evolutions is the presence of *unphys* (e.g., $a^\dagger b^\dagger c^\dagger + d^\dagger f^\dagger c^\dagger$) and *renorm* ($a^\dagger a + b^\dagger b + d^\dagger d + f^\dagger f$) terms in the interaction operator V^c of the renormalized QED. How is it possible that such an unrealistic Hamiltonian leads to exceptionally accurate experimental predictions?⁴⁶

The important point is that *unphys* and *renorm* interaction terms in H^c are absolutely harmless when the time evolution in the infinite time range (from $-\infty$ to ∞) is considered. As we saw in equation (7.8), such time evolution is represented exactly by the product of the non-interacting time evolution operator and the S -operator

$$U^c(\infty \leftarrow -\infty) = S^c U_0(\infty \leftarrow -\infty) = U_0(\infty \leftarrow -\infty) S^c$$

The factor U_0 in this product leaves invariant no-particle and one-particle states. The factor S^c has the same property due to the cancelation of *unphys* and *renorm* terms in F^c , as discussed in subsection 10.1.2. So, in spite of ill-defined operators H^c and $\exp(-\frac{i}{\hbar} H^c t)$, the renormalized QED is perfectly capable of describing scattering.

Luckily for QED, current experiments with elementary particles are not designed to measure time-dependent dynamics in the interaction region. These experiments are, basically, limited to measurements of scattering cross-sections as well as energies and lifetimes of bound states, i.e., properties encoded in the S -matrix. In collision experiments, interaction processes occur almost instantaneously, so their detailed time evolution is beyond reach. Measured scattering cross sections do reflect this time evolution, but only in an averaged, integrated form. In bound states (atoms, nuclei, etc.), the

⁴⁶Note that in the traditional renormalized QED S -matrix elements are calculated on *bare* particle states. This appears to be in contradiction with the absence of well-defined time evolution of such states and with the general understanding that bare particles are not physical.

interaction is present all the time, but the time evolution is trivial: stationary wave function acquire simple time-dependent phase factors $\exp(-\frac{i}{\hbar}E_n t)$. Experimental measurements of such bound states are usually limited to their energies E_n , while accessing their wave functions is virtually impossible. As we know from subsection 7.1.5, E_n can be obtained as positions of poles of the S -matrix $S(E)$ on the complex energy plane. Thus, for description of most experiments it is sufficient to know the S -operator; the knowledge of the Hamiltonian is not required.⁴⁷

So, in the present experimental situation, the lack of a well-defined Hamiltonian and the inability of renormalized QFT to describe time evolution can be tolerated. But there is no doubt that time-dependent processes in high energy physics will be eventually accessible to more advanced experimental techniques. See, for example, recent measurements of the time-dependent dynamics of atomic wave functions with attosecond resolution [DLM12]. Moreover, the time evolution is clearly observable in everyday “macroscopic” life. So, a consistent and comprehensive subatomic theory must describe time-dependent phenomena. The renormalized QED cannot do that, so the scope of this theory is limited.

10.4.3 Unphys and renorm operators in QED

In the preceding subsection we saw that the presence of *unphys* and *renorm* interaction operators in V^c was responsible for unphysical time evolution of bare particles. It is not difficult to see that the presence of such questionable interaction terms is inevitable in any local quantum field theory where interaction Hamiltonian is constructed as a polynomial of quantum fields [Shi07]. We saw in (J.26) and (K.2) that quantum fields of both massive and massless particles always have the form of a sum (creation operator + annihilation operator)

$$\psi \propto a^\dagger + \alpha$$

Therefore, if we constructed interaction as a product (or polynomial) of

⁴⁷It is also important to note that even if we had complete information about the S -matrix from our experiments, it would not allow us to reconstruct the Hamiltonian in a unique way. According to subsection 7.2.1, there is infinite number of (unitary equivalent) Hamiltonians producing the same given S -matrix.

fields,⁴⁸ we would necessarily have *unphys* and *renorm* terms there. For example, converting a product of four fields to the normally ordered form

$$\begin{aligned} V &\propto \psi^4 \\ &= (\alpha^\dagger + \alpha)(\alpha^\dagger + \alpha)(\alpha^\dagger + \alpha)(\alpha^\dagger + \alpha) \\ &= \alpha^\dagger\alpha^\dagger\alpha^\dagger\alpha^\dagger + \alpha^\dagger\alpha^\dagger\alpha^\dagger\alpha + \alpha^\dagger\alpha\alpha\alpha + \alpha\alpha\alpha\alpha + \alpha^\dagger\alpha^\dagger + \alpha\alpha \end{aligned} \quad (10.66)$$

$$+ \alpha^\dagger\alpha + C \quad (10.67)$$

$$+ \alpha^\dagger\alpha^\dagger\alpha\alpha \quad (10.68)$$

we obtain *unphys* terms (10.66) together with *renorm* terms (10.67) and one *phys* term (10.68). The presence of *unphys* terms is an indication that bare states created by operators α^\dagger cannot be sensibly associated with true physical particles.

This analysis suggests that *any* quantum field theory is destined to suffer from renormalization difficulties. Do we have any alternative? We are going to show that with certain modifications, quantum field theories can be salvaged. It *is* possible to construct a satisfactory relativistic quantum approach where the Hamiltonian is well-defined, renormalization problems are absent, and time evolution can be described in a natural way. This approach will be discussed in the second part of this book.

⁴⁸as prescribed by general QFT rules from subsection 9.1.1.

Part II

**QUANTUM THEORY OF
PARTICLES**

In the first part of this book we presented a fairly traditional view on relativistic quantum field theory. This well-established approach had great successes in many important areas of high energy physics, in particular, in the description of scattering events. However, it also had a few troubling spots. The first one is the problem of ultraviolet divergences. The idea of self-interacting bare particles with infinite masses and charges seems completely unphysical. Moreover, QFT is not suitable for the description of time evolution of particle observables and wave functions. In this second part of the book, we suggest how to solve these problems by abandoning the idea of quantum fields as basic ingredients of nature and returning to the old (going back to Newton) concept of particles interacting via direct forces. This reformulation of QFT will be achieved by applying the “dressed particle” approach first developed by Greenberg and Schweber [GS58].

Instantaneous forces acting between dressed particles imply the real possibility of sending superluminal signals. Then we find ourselves in contradiction with special relativity, where faster-than-light signaling is strictly forbidden (see Appendix I.5). This paradox forces us to take a second look on derivations of basic results in special relativity, such as Lorentz transformations for space and time coordinates of events. We find that previous theories missed one important point. Specifically, they ignored the fact that in interacting systems generators of boost transformations are interaction-dependent. A proper recognition of this fact will allow us to reconcile instantaneous action-at-a-distance with the principle of causality in all reference frames and to build a consistent relativistic theory of interacting quantum particles.

Chapter 11

DRESSED PARTICLE APPROACH

The first principle is that you must not fool yourself – and you are the easiest person to fool.

Richard Feynman

In this chapter we will continue our discussion of quantum electrodynamics - the theory of interacting charged particles (electrons, protons, etc.) and photons. We are going to demonstrate that the formalism of QED can be significantly improved by removing ultraviolet-divergent terms from the Hamiltonian and abandoning the ideas of non-observable virtual and bare particles. In particular, in sections 11.1 - 11.2 we will find a finite “dressed” particle Hamiltonian H^d which, in addition to accurate scattering operators, also provides a good description of the time evolution and bound states. We will call this approach the *relativistic quantum dynamics* (RQD). The word “dynamics” is used here because, unlike the traditional quantum field theory concerned with calculations of time-independent S -matrices, RQD emphasizes the dynamical, i.e., time-dependent, nature of interacting processes.

11.1 Dressing transformation

In section 10.2 we established the presence of *unphys* and *renorm* terms (as well as their divergence) in the Hamiltonian $H^c = H_0 + V^c$ of the renormalized QED. The viewpoint adopted in this book is that such terms are not acceptable. Any realistic interaction operator must be finite and purely physical. Therefore, we conclude that the Tomonaga-Schwinger-Feynman renormalization program was just a first step in the process of elimination of infinities from quantum field theory. In this section we are going to propose how to make a second step in this direction: remove infinite contributions from the Hamiltonian H^c and solve the paradox of ultraviolet divergences in QED.

In subsection 11.1.1 we will see that there are no compelling reasons¹ for using traditional Hamiltonians of QED. So, we should not be afraid of trying other Hamiltonians $H^d = H_0 + V^d$ if we can show that they reproduce existing experimental data. Our starting idea is that QED interaction V^c is not good, and we are going to use a completely different interaction operator V^d for our version of quantum electrodynamics.

Our solution for H^d will be based on the *dressed particle* approach which has a long history. Initial ideas about “persistent interactions” in QFT were expressed by van Hove [Hov55, Hov56]. First clear formulation of the dressed particle concept and its applications to model quantum field theories are contained in a brilliant paper by Greenberg and Schweber [GS58]. This formalism was further applied to various quantum field models including the scalar-field model [Wal70], the Lee model [EKU62, Fiv70, DG73, DG75, Are72], and the Ruijgrok-Van Hove model [Rui59, opu59]. The way to construct the dressed particle Hamiltonian as a perturbation series in a general QFT theory was suggested by Faddeev [Fad63] (see also [Tan59, Sat66, FS73]). Shirokov with coworkers [Shi72, VS74, Shi93, Shi94, SS01] further developed these ideas and, in particular, demonstrated how ultraviolet divergences can be removed from the dressed Hamiltonian (see also [KSO97, KS04, KCS07]).

An interesting and somewhat related approach to particle interactions in QFT was recently developed by Weber and co-authors [Web05, Web99, WL02, WL05].

In this chapter we will present a general theory of the unitary dressing transformation. In chapter 12 we are going to use this theory to construct

¹except, possibly, historical

the dressed Hamiltonian H^d in the 2nd perturbation order. Unfortunately, in higher orders computations become very difficult. This challenge will be addressed in chapter 14 where we will introduce a trick allowing us to go beyond 2nd order results.

11.1.1 On the origins of QED interaction

In subsection 9.1.2 we simply postulated the QED interaction operator (9.12) - (9.14) or its renormalized form (10.44). What are the physical origins of these expressions? Are there deeper fundamental principles that demand this particular form of electromagnetic interactions? The standard textbook answer is that the true reason for interactions between charged particles and photons is the principle of *local gauge invariance*. It is usually postulated that the Lagrangian of electromagnetic theory must be invariant with respect to certain simultaneous “gauge” transformations of the fermion fields $\psi(\mathbf{x}, t)$, $\Psi(\mathbf{x}, t)$, and the photon field $A^\mu(\mathbf{x}, t)$. Then it appears that the free field Lagrangian does not satisfy this requirement and that the local gauge invariance can be ensured only after addition of “minimal” interaction terms there. This idea is explained in all modern textbooks on field theory, so we will not dwell on it here. It is sufficient to say that the same principle of local gauge invariance has been used to derive interaction Lagrangians for both electro-weak theory and quantum chromodynamics.

In spite of its wide theoretical use, the physical meaning of the gauge invariance remains obscure. For example, the original idea of gauge freedom comes from Maxwell’s electrodynamics. However, in chapter 15 we will see that this theory can be replaced by a direct interaction approach in which electromagnetic fields, potentials, and gauges do not play any role at all. Moreover, the physical meaning of quantum fields themselves is not clear, as will be discussed in section 17.4. For these reasons, in our book we do not accept the usual claim about the fundamental physical importance of fields and gauges. We maintain that the local gauge invariance should be considered only as an heuristic principle, whose remarkable effectiveness still awaits its proper explanation.

Perhaps, a more convincing justification of interactions (9.12) - (9.14) was explained by Weinberg in section 8.1 of his book [Wei95]. He assumed that interaction must be a polynomial function of field components. Then he advanced an experiment-based argument that this polynomial must be linear in $A^\mu(\mathbf{x}, t)$. Another requirement is the invariance of the interaction

polynomial with respect to the non-interacting representation of the Poincaré group.² If A^μ transformed as a 4-vector with respect to the Lorentz group, then the latter condition could be satisfied if one chooses interaction in the form $\propto A^\mu J_\mu$, where J_μ is any 4-vector composed of fermion fields. However, Lorentz transformations of A^μ are different from the 4-vector law by the presence of an additional term.³ This difficulty can be overcome if for J_μ one chooses a *conserved* fermionic 4-vector. Then $A^\mu J_\mu$ is a Lorentz scalar despite the non-4-vector character of A^μ . The simplest choice for J_μ is the fermion current density (L.1). This line of arguments leads one to the electromagnetic interaction operator (9.12) - (9.14) that is consistent with usual gauge-based derivations.

However, neither gauge-based nor Weinberg's arguments appear very convincing, especially if one takes into account the need for adding divergent renormalization counterterms to the resulting interaction Hamiltonian. The apparent success of the renormalization program seems mysterious and accidental. It is puzzling how infinite counterterms (almost) cancel divergences in the S -matrix expansion and how the tiny residual radiative corrections come out in perfect agreement with measurements.⁴

So, we just have to accept that the present formulation of QED lacks solid theoretical foundation. Quantum fields and gauges seem to be heuristic devices, and the whole construction is supported by agreement with experiments more than by reliance on well-tested physical principles. Bearing this weakness in mind, in this second part of our book we will attempt to reformulate the QED formalism. Instead of fields and gauges, our approach will be based on the ideas of point particles and instantaneous interaction potentials.

11.1.2 No-self-interaction condition

In section 10.4 we saw that the presence of unphys and renorm interactions is the immediate cause of many QFT problems, such as the need for renormalization and the absence of a well-defined time evolution. The simplest way to avoid these problems is to demand that the true (dressed) interaction Hamiltonian V^d does not contain *unphys* and *renorm* terms. So, we are now

²see condition (II) in step 2. on page 301

³see equation (K.23)

⁴see chapter 14.2

going to postulate that our desired interaction operator V^d has *phys* terms⁵

$$V^d = \alpha^\dagger \alpha^\dagger \alpha \alpha + \alpha^\dagger \alpha^\dagger \alpha \alpha \alpha + \alpha^\dagger \alpha^\dagger \alpha^\dagger \alpha \alpha + \dots \quad (11.1)$$

According to Table 8.2 in subsection 8.2.5, commutators of *phys* terms can be only *phys*. Therefore, when the scattering operator F^d is calculated from V^d via equation (7.21) only *phys* terms can appear there in each perturbation order. Then both V^d and F^d yield zero when acting on zero-particle and one-particle states

$$\begin{aligned} V^d |0\rangle &= V^d \alpha^\dagger |0\rangle = 0 \\ F^d |0\rangle &= F^d \alpha^\dagger |0\rangle = 0 \end{aligned}$$

as required by the no-self-scattering renormalization condition 10.1. Moreover, time evolutions of the vacuum and one-particle states are not different from their free time evolutions

$$\begin{aligned} |0(t)\rangle &= e^{-\frac{i}{\hbar} H^d t} |0\rangle = \left(1 - \frac{it}{\hbar} (H_0 + (V^d)^{ph}) + \dots \right) |0\rangle \\ &= \left(1 - \frac{it}{\hbar} H_0 + \dots \right) |0\rangle = e^{-\frac{i}{\hbar} H_0 t} |0\rangle \\ |\alpha(t)\rangle &= e^{-\frac{i}{\hbar} H^d t} \alpha^\dagger |0\rangle = \left(1 - \frac{it}{\hbar} (H_0 + (V^d)^{ph}) + \dots \right) \alpha^\dagger |0\rangle \\ &= \left(1 - \frac{it}{\hbar} H_0 + \dots \right) \alpha^\dagger |0\rangle = e^{-\frac{i}{\hbar} H_0 t} |\alpha\rangle \end{aligned}$$

as they should be. Physically this means that, in addition to forbidding self-scattering in zero-particle and one-particle states,⁶ our *ansatz* (11.1) also forbids any *self-interaction* in these states. So, our search for a better QED interaction will be based on the following

Postulate 11.1 (stability of vacuum and one-particle states) *There is no (self-)interaction in the vacuum and one-particle states, i.e., the time evolution of these states is not affected by interaction and is governed by the*

⁵ Recall that decay and oscillation operators are not present in QED. So, we will not consider them here.

⁶ i.e., satisfying Statement 10.1

non-interacting Hamiltonian H_0 . Mathematically, this means that the type of the interaction Hamiltonian V^d is phys.

Summarizing discussions from various parts of this book, we can put together a list of conditions that should be satisfied by any realistic interaction

- (A) Poincaré invariance (Statement 3.2);
- (B) instant form of dynamics (Postulate 17.2);
- (C) cluster separability (Postulate 6.3);
- (D) no self-interactions = *phys* character of V^d (Postulate 11.1);
- (E) finiteness of coefficient functions of interaction potentials;
- (F) coefficient functions should rapidly tend to zero at large values of momenta ⁷

As we saw in subsection 10.4.3, requirement (D) practically excludes all usual field-theoretical Hamiltonians. The question is whether there are non-trivial “good” interactions that have all the properties (A) - (F)? And the answer is “yes.”

One set of examples of allowed interacting theories is provided by “direct interaction” models.⁸ Two-particle models of this kind were first constructed by Bakamjian and Thomas [BT53]. Sokolov [Sok75, SS78], Coester and Polyzou [CP82] showed how this approach can be extended to cover multi-particle systems. There are recent attempts [Pol03] to extend this formalism to include description of systems with variable number of particles. In spite of these achievements, the “direct interaction” approach is currently applicable only to model systems. One of the reasons is that conditions for satisfying the cluster separability are very cumbersome. This mathematical complexity was evident even in the simplest 3-particle case discussed in subsection 6.3.6.

In the “direct interaction” approach, interactions are expressed as functions of (relative) particle observables, e.g., relative distances and momenta. However, it appears more convenient to write interactions as polynomials in

⁷According to Theorem 8.13, this condition guarantees convergence of all loop integrals involving vertices V^d and, therefore, the finiteness of the corresponding scattering operator S^d .

⁸Some of them were discussed in section 6.3.

particle creation and annihilation operators (8.50). We saw in Statement 8.7 that in this case the cluster separability condition (C) is trivially satisfied if coefficient functions have smooth dependence on particle momenta. The no-self-interaction condition (D) simply means that all interaction terms are *phys*. The instant form condition (B) means that generators of space translations $\mathbf{P} = \mathbf{P}_0$ and rotations $\mathbf{J} = \mathbf{J}_0$ are interaction-free and that interaction V commutes with \mathbf{P}_0 and \mathbf{J}_0 . The most difficult part is to ensure the relativistic invariance (condition (A)), i.e., commutation relations of the Poincaré group. One way to solve this problem is to fix the operator structure of interaction terms and then try to find the momentum dependence of coefficient functions by solving a set of differential equations resulting from Poincaré commutators (6.22) - (6.26) [Kaz71, Kit66, Kit68, Kit70, Kit72b, Kit72a, Kit73, SF11]. Kita and Kazes demonstrated that there is an infinite number of solutions for these equations and provided some non-trivial examples. This means that the above conditions (A) - (F) are not restrictive enough. Ideally, we would like to formulate additional physical principles that would single out the unique theory of interacting particles that agrees with all experimental observations. Unfortunately, these additional principles are not known at this moment.

11.1.3 Main idea of the dressed particle approach

The Kita-Kazes approach is difficult to apply to realistic particle interactions, so, currently, it cannot compete with QFT. Thus, it might be more promising to abandon the idea to build relativistic interactions from scratch and, instead, try to modify traditional field theories to make them consistent with our requirements (D), (E), and (F). One idea how to make this possible is to note that the S -matrix of the usual renormalized QED agrees with experiments very well. So, we may add the following requirement to the above list (A) - (F):

- (G) the scattering operator S^d in our “dressed” theory is exactly the same (in each perturbation order) as the operator S^c in renormalized QED.

Previously we have denoted the desired *phys* interaction operator by V^d . Then, condition (G) means that the dressed Hamiltonian $H^d = H_0 + V^d$ is scattering equivalent to the renormalized QED Hamiltonian $H^c = H_0 + V^c$ from which the accurate scattering operators S^c is usually calculated.

According to our discussion in subsection 7.2.1, this means that H^d and H^c are related by a unitary transformation

$$\begin{aligned} H^d &= H_0 + V^d = e^{i\Phi} H^c e^{-i\Phi} \\ &= e^{i\Phi} (H_0 + V^c) e^{-i\Phi} \end{aligned} \quad (11.2)$$

$$= (H_0 + V^c) + i[\Phi, (H_0 + V^c)] - \frac{1}{2!}[\Phi, [\Phi, (H_0 + V^c)]] + \dots (11.3)$$

where Hermitian operator Φ satisfies condition (7.35). Transformation $e^{i\Phi}$ will be called the *unitary dressing transformation*.

11.1.4 Unitary dressing transformation

Now our goal is to find a unitary transformation $e^{i\Phi}$, which ensures that the dressed particle Hamiltonian H^d satisfies all properties (A) - (G). In this study we will need the following useful results

Theorem 11.2 (transformations preserving the S -operator) *A unitary transformation of the Hamiltonian*

$$H' = e^{i\Phi} H e^{-i\Phi}$$

preserves the S -operator if the Hermitian operator Φ has the form (8.49) - (8.50) where all terms Φ_{NM} are either phys or unphys and have smooth coefficient functions.

Idea of the proof. Assume that operator Φ has the standard form (8.49) - (8.50)

$$\begin{aligned} \Phi &= \sum_{N=0}^{\infty} \sum_{M=0}^{\infty} \Phi_{NM} \\ \Phi_{NM} &= \sum_{\{\eta, \eta'\}} \int d\mathbf{q}'_1 \dots d\mathbf{q}'_N d\mathbf{q}_1 \dots d\mathbf{q}_M D_{NM}(\mathbf{q}'_1 \eta'_1; \dots; \mathbf{q}'_N \eta'_N; \mathbf{q}_1 \eta_1; \dots; \mathbf{q}_M \eta_M) \times \\ &\quad \delta \left(\sum_{i=1}^N \mathbf{q}'_i - \sum_{j=1}^M \mathbf{q}_j \right) \alpha_{\mathbf{q}'_1, \eta'_1}^\dagger \dots \alpha_{\mathbf{q}'_N, \eta'_N}^\dagger \alpha_{\mathbf{q}_1, \eta_1} \dots \alpha_{\mathbf{q}_M, \eta_M} \end{aligned}$$

Then the left hand side of the scattering equivalence condition (7.35) for each term Φ_{NM} is

$$\begin{aligned}
& \lim_{t \rightarrow \pm\infty} e^{\frac{i}{\hbar}H_0 t} \Phi_{NM} e^{-\frac{i}{\hbar}H_0 t} \\
= & \lim_{t \rightarrow \pm\infty} \sum_{\{\eta, \eta'\}} \int d\mathbf{q}'_1 \dots d\mathbf{q}'_N d\mathbf{q}_1 \dots d\mathbf{q}_M D_{NM}(\mathbf{q}'_1 \eta'_1; \dots; \mathbf{q}'_N \eta'_N; \mathbf{q}_1 \eta_1; \dots; \mathbf{q}_M \eta_M) \times \\
& \delta \left(\sum_{i=1}^N \mathbf{q}'_i - \sum_{j=1}^M \mathbf{q}_j \right) e^{\frac{i}{\hbar}E_{NM} t} \alpha_{\mathbf{q}'_1, \eta'_1}^\dagger \dots \alpha_{\mathbf{q}'_N, \eta'_N}^\dagger \alpha_{\mathbf{q}_1, \eta_1} \dots \alpha_{\mathbf{q}_M, \eta_M} \quad (11.4)
\end{aligned}$$

where E_{NM} is the energy function of this term. In the limits $t \rightarrow \pm\infty$ momentum integrals tend to zero by Riemann-Lebesgue lemma B.1, because the coefficient function D_{NM} is smooth, while the factor $e^{-\frac{i}{\hbar}E_{NM} t}$ oscillates rapidly in the momentum space. Therefore, according to (7.36), Hamiltonians H and H' are scattering-equivalent. This theorem does not apply to *renorm* operators Φ_{NM} , because for them the energy functions E_{NM} are identically zero, products $e^{\frac{i}{\hbar}H_0 t} \Phi_{NM} e^{-\frac{i}{\hbar}H_0 t}$ do not depend on t , and the scattering equivalence condition (7.35) is violated. ■

Lemma 11.3 *Potential \underline{B}^9 is smooth¹⁰ if B is either unphys with arbitrary smooth coefficient function or phys with a smooth coefficient function, which is identically zero on the energy shell.*

Proof. The only possible source of singularity in \underline{B} is the energy denominator E_B^{-1} , which is singular on the energy shell. However, for operators satisfying conditions of this Lemma, either the energy shell does not exist, or the coefficient function vanishes there. In both cases \underline{B} is not singular on the energy shell. ■

We will assume that all relevant operators can be written as expansions in powers of the coupling constant, and that all series converge

$$H^c = H_0 + V_1^c + V_2^c + \dots \quad (11.5)$$

$$H^d = H_0 + V_1^d + V_2^d + \dots \quad (11.6)$$

$$\Phi = \Phi_1 + \Phi_2 + \dots \quad (11.7)$$

⁹For definition of an underlined operator symbol see (7.12) and (8.61).

¹⁰i.e., it has a smooth coefficient function

As usual, the subscript denotes the power of e (= the perturbation order).

Next, following the plan outlined in subsection 10.1.1, we introduce regularization cutoffs λ and Λ , which ensure that interactions and counterterms V_i^c in the Hamiltonian of QED are non-singular and finite in all perturbation orders. Moreover, with these cutoffs all loop integrals involved in calculations of products and commutators of V_i^c become convergent. In this section we are going to prove that in this regulated theory the operator Φ can be chosen so that conditions (A) - (G) are satisfied in all perturbation orders. Of course, to get accurate results, in the end of calculations the regularization cutoffs λ and Λ should be lifted. Only those quantities may have physical meaning, which remain finite in the limits $\lambda \rightarrow 0$ and $\Lambda \rightarrow \infty$. The latter limit will be considered in subsection 11.1.8. For the infrared limit $\lambda \rightarrow 0$ see section 14.2.

Using expansions (11.5) - (11.7) in (11.3) and collecting together terms of equal order we obtain an infinite set of equations

$$V_1^d = V_1^c + i[\Phi_1, H_0] \quad (11.8)$$

$$V_2^d = V_2^c + i[\Phi_2, H_0] + i[\Phi_1, V_1^c] - \frac{1}{2!}[\Phi_1, [\Phi_1, H_0]] \quad (11.9)$$

$$\begin{aligned} V_3^d = & V_3^c + i[\Phi_3, H_0] + i[\Phi_2, V_1^c] + i[\Phi_1, V_2^c] \\ & - \frac{1}{2!}[\Phi_2, [\Phi_1, H_0]] - \frac{1}{2!}[\Phi_1, [\Phi_2, H_0]] - \frac{1}{2!}[\Phi_1, [\Phi_1, V_1^c]] \\ & - \frac{i}{3!}[\Phi_1, [\Phi_1, [\Phi_1, H_0]]] \dots \end{aligned} \quad (11.10)$$

...

Now we need to solve these equations order-by-order. This means that we need to choose appropriate operators $\Phi_i = \Phi_i^{ph} + \Phi_i^{unp} + \Phi_i^{ren}$, so that interaction terms V_i^d on left hand sides satisfy above conditions (B) - (G).¹¹ Let us start with equation (11.8).

11.1.5 Dressing in the first perturbation order

In renormalized QED the 1st order interaction operator $V_1^c = V_1$ is *unphys*.¹² According to condition (D), this term should be canceled exactly. This can

¹¹We will discuss condition (A) separately in subsection 11.1.9.

¹²see equation (L.8)

be achieved if we choose¹³ $\Phi_1^{ph} = \Phi_1^{ren} = 0$ and use (8.69) to solve the commutator equation

$$\begin{aligned} i[\Phi_1^{unp}, H_0] &= -V_1 \\ \Phi_1^{unp} &= i\underline{V}_1 \end{aligned} \quad (11.11)$$

for the unphys part of Φ_1 . This choice ensures that not only the *unphys* part of V_1^d is zero, but the entire first order dressed interaction potential vanishes $V_1^d = 0$, so that conditions (B) - (F) are trivially satisfied in this order. The coefficient function of V_1 is non-singular. By Lemma 11.3 this implies that Φ_1^{unp} in equation (11.11) is smooth. By Theorem 11.2, the presence of this term in the dressing transformation $e^{i\Phi}$ does not affect the S -operator in agreement with our condition (G). So, we managed to satisfy all necessary conditions in the first perturbation order.

11.1.6 Dressing in the second perturbation order

Now we can substitute the operator Φ_1 found above into equation (11.9) and obtain expression for the 2nd order dressed potential

$$\begin{aligned} V_2^d &= V_2^c + i[\Phi_2, H_0] - [\underline{V}_1, V_1] + \frac{1}{2!}[\underline{V}_1, V_1] \\ &= V_2^c + i[\Phi_2, H_0] - \frac{1}{2}[\underline{V}_1, V_1] \end{aligned} \quad (11.12)$$

It is convenient to write separately *unphys*, *phys*, and *renorm* parts of this equation and take into account that $[\Phi_2^{ren}, H_0] = 0$

$$(V_2^d)^{unp} = (V_2^c)^{unp} + i[\Phi_2^{unp}, H_0] - \frac{1}{2}[\underline{V}_1, V_1]^{unp} \quad (11.13)$$

$$(V_2^d)^{ph} = (V_2^c)^{ph} + i[\Phi_2^{ph}, H_0] - \frac{1}{2}[\underline{V}_1, V_1]^{ph} \quad (11.14)$$

$$(V_2^d)^{ren} = (V_2^c)^{ren} - \frac{1}{2}[\underline{V}_1, V_1]^{ren} \quad (11.15)$$

¹³More generally, we can also choose Φ_1^{ph} to be any *phys* operator whose coefficient function vanishes on the energy shell. See next subsection.

All components on the right hand sides of (11.13) - (11.15) (except commutators of Φ_2^{unp} and Φ_2^{ph}) are, basically, known to us already: In QED, $(V_2^c)^{ph}$ is the same as V_2^{ph} in (L.11); operator $(V_2^c)^{ren}$ is coming from electron and photon self-energy counterterms discussed in subsections 10.2.2 and 10.2.4, respectively; $(V_2^c)^{unp}$ takes contributions from V_2^{unp} in (L.12) as well as from self-energy counterterms; and calculation of commutators $[\underline{V}_1, V_1]^{unp}$ and $[\underline{V}_1, V_1]^{ren}$ should follow the same steps as calculation of $[\underline{V}_1, V_1]^{unp}$ in subsection 9.2.1. Now our goal is to choose operators Φ_2^{ph} and Φ_2^{unp} , so that dressed interactions on the left hand sides of (11.13) - (11.15) satisfy our conditions (B) - (G).

From the condition (D) it follows that $(V_2^d)^{unp}$ must vanish. To achieve that, we can choose

$$\Phi_2^{unp} = i\underline{V_2^{unp}} - \frac{i}{2}[\underline{V}_1, V_1]^{unp} \quad (11.16)$$

Operators V_1 and V_2^{unp} are smooth. Then, by Lemma 11.3, the operator \underline{V}_1 is also smooth and by Lemma 8.12 the commutator $[\underline{V}_1, V_1]^{unp}$ is smooth as well. Using Lemma 11.3 again, we see that operator Φ_2^{unp} is smooth, and by Theorem 11.2 its presence in the transformation $e^{i\Phi}$ does not affect the S -operator. This is exactly what we need.

Let us now turn to equation (11.14) for the *phys* part of the dressed particle interaction V_2^d . What are the conditions for selecting Φ_2^{ph} ? For example, we cannot simply choose $\Phi_2^{ph} = 0$, because in this case the dressed particle interaction would acquire the form

$$(V_2^d)^{ph} = V_2^{ph} - \frac{1}{2}[\underline{V}_1, V_1]^{ph}$$

and there is absolutely no guarantee that the coefficient function of $(V_2^d)^{ph}$ rapidly tends to zero at large values of particle momenta (condition (F)). In order to have this guarantee, we are going to choose Φ_2^{ph} such that the right hand side of (11.14) rapidly tends to zero when momenta are far from the energy shell. In addition, we will require that Φ_2^{ph} is non-singular.¹⁴ Both conditions can be satisfied by choosing¹⁵

¹⁴This is needed to obey the charge renormalization postulate from subsection 10.1.3.

¹⁵Note that this part of our dressing transformation closely resembles the ‘‘similarity renormalization’’ procedure suggested by Głazek and Wilson [GW93, Gł97].

$$\Phi_2^{ph} = \underline{\left(iV_2^{ph} - \frac{i}{2}[\underline{V}_1, V_1]^{ph} \right)} \circ (1 - \zeta_2) \quad (11.17)$$

where ζ_2 is a real function,¹⁶ such that

- (I) ζ_2 is equal to 1 on the energy shell;
- (II) ζ_2 depends on rotationally invariant combinations of momenta (to make sure that V_2^d commutes with \mathbf{P}_0 and \mathbf{J}_0);
- (III) ζ_2 is smooth;
- (IV) ζ_2 rapidly tends to zero when the arguments move away from the energy shell.¹⁷

With the choice (11.17) we obtain

$$(V_2^d)^{ph} = \left(V_2^{ph} - \frac{1}{2}[\underline{V}_1, V_1]^{ph} \right) \circ \zeta_2 \quad (11.18)$$

so that $(V_2^d)^{ph}$ rapidly tends to zero when momenta of particles move away from the energy shell in agreement with condition (F). Moreover, property (I) guarantees that expression under the t -integral in (11.17) vanishes on the energy shell. Therefore, this t -integral¹⁸ is non-singular and, according to Theorem 11.2, Φ_2^{ph} does not modify the S -operator, i.e., condition (G) is satisfied.

In (11.18) V_1 and \underline{V}_1 are smooth operators, so, according to Theorem 8.12, their commutator is also smooth. Operator V_2^{ph} and function ζ_2 are smooth

¹⁶The arguments of ζ_2 (particle momenta and spin projections) should be the same as arguments of coefficient functions in V_2^{ph} and $[\underline{V}_1, V_1]^{ph}$. The “small circle” notation was defined in subsection 8.2.3

¹⁷For example, we can choose $\zeta_2 = e^{-\alpha E^2}$ where α is a positive constant and E is the energy function of the operator on the right hand side of (11.17). Actually, it may happen that loop integrals involving V_2^d converge even without involvement of convergency factors ζ_2 . For example, in subsection 14.2.1 we will see that in QED the loop integral in the product $V_2^d \underline{V}_2^d$ converges even if $\zeta_2 = 1$ everywhere.

¹⁸calculated by formula (8.61)

as well. So, due to Statement 8.7, we conclude that the second-order dressed interaction $(V_2^d)^{ph}$ is separable in accordance with our requirement (C).

Finally, we need to choose Φ_2^{ren} . Note that this operator is not present in the system of equations (11.13) - (11.15), so it should be derived from other considerations. Apparently, the only sensible choice is

$$\Phi_2^{ren} = 0 \quad (11.19)$$

because, according to Theorem 11.2, a non-zero renorm part of Φ_2 would destroy the scattering equivalence (condition (G)). we can satisfy all our conditions. Let us analyze the only non-obvious condition (D). How can we be sure that our choice (11.19) satisfies the condition (D), in particular, that $(V_2^d)^{ren} = 0$? We already know that (11.19) guarantees the scattering equivalence of the dressed theory. This means that the S -operator obtained with the transformed interaction V_2^d agrees with the S -operator S^c up to the second perturbation order (condition (G)). In particular, $F_2^d = F_2^c$. This would be impossible if V_2^d contained a non-zero *renorm* term. Indeed, $(V_2^d)^{ren} \neq 0$ would imply that operator F_2^d and, therefore, F_2^c have non-zero *renorm* terms in disagreement with equation (10.6). Thus we must conclude that $(V_2^d)^{ren} = 0$, and that two terms on the right hand side of (11.15) cancel each other. This cancelation can be verified by a direct calculation as well [KS04].

11.1.7 Dressing in arbitrary order

For any higher perturbation order $i > 2$, the selection of Φ_i and proofs of the conditions (B) - (G) are similar to those described above for the 2nd order. The defining equation for V_i^d can be written in a general form¹⁹

$$V_i^d = V_i^c + i[\Phi_i, H_0] + \Xi_i \quad (11.20)$$

where Ξ_i is a sum of multiple commutators involving V_j^c from lower orders ($1 \leq j < i$) and their t -integrals (= “underlines”). This equation is solved by

¹⁹compare with (11.12)

$$\begin{aligned}
\Phi_i^{ren} &= 0 \\
\Phi_i^{unp} &= \underline{i\Xi_i^{unp}} + \underline{i(V_i^c)^{unp}}, \\
\Phi_i^{ph} &= \underline{i(\Xi_i^{ph} + (V_i^c)^{ph}) \circ (1 - \zeta_i)}
\end{aligned} \tag{11.21}$$

where functions ζ_i have properties (I) - (IV) from the preceding subsection. Similar to the 2nd order discussed above, one then demonstrates that Φ_i is smooth, so that condition (G) is satisfied in the i -th order and that $(V_i^d)^{ren} = (V_i^d)^{unp} = 0$.

Solving equations (11.20) order-by-order we obtain the dressed particle Hamiltonian

$$H^d = e^{i\Phi} H^c e^{-i\Phi} = H_0 + V_2^d + V_3^d + V_4^d + \dots \tag{11.22}$$

which has all required properties (B) - (G), as promised.

11.1.8 Infinite momentum cutoff limit

So far our calculations of operators Φ and V^d were performed under the assumption of a finite momentum cutoff Λc . This permitted us to avoid ultraviolet divergences in our formulas. In the complete and final theory we must, obviously, take the limit $\Lambda \rightarrow \infty$. Our approach can be viable only if we can prove that all physically relevant dressed operators remain finite in this limit.²⁰

It seems rather obvious that conditions (B) - (D) and (F) are independent on the momentum cutoff Λc . Therefore, they also remain valid in the limit $\Lambda \rightarrow \infty$. Let us now demonstrate that condition (E) is satisfied in this limit as well. To do that, we note that on one hand the traditional QED gives us a perturbation series for the S -operator

$$\begin{aligned}
S^c &= 1 + S_2^c + S_3^c + S_4^c + \dots \\
&= 1 + \underbrace{\Sigma_2^c} + \underbrace{\Sigma_3^c} + \underbrace{\Sigma_4^c} + \dots
\end{aligned} \tag{11.23}$$

²⁰Note that operator Φ providing the link (11.22) between Hamiltonians H^c and H^d does not correspond to any observable property, so it is OK if Φ does not converge in the large cutoff limit.

On the other hand, in the dressed particle approach with Hamiltonian (11.22), the S -operator can be written using formulas (7.20) and (7.22)

$$S^d = 1 + \underbrace{V_2^d} + \underbrace{V_3^d} + \underbrace{V_4^d} + \underbrace{V_2^d V_2^d} \dots$$

According to our condition (G), these two operators should be equal order-by-order. Thus we obtain the following set of relations between V_i^d and S_i^c on the energy shell²¹

$$\underbrace{V_2^d} = S_2^c = \underbrace{\Sigma_2^c} \quad (11.24)$$

$$\underbrace{V_3^d} = S_3^c = \underbrace{\Sigma_3^c} \quad (11.25)$$

$$\underbrace{V_4^d} = S_4^c - \underbrace{V_2^d V_2^d} = \underbrace{\Sigma_4^c} - \underbrace{V_2^d V_2^d} \quad (11.26)$$

$$\underbrace{V_i^d} = S_i^c + \underbrace{Y_i}, \quad i > 4 \quad (11.27)$$

where Y_i stands for a sum of certain products of V_j^d from lower orders ($2 \leq j \leq i - 2$) with t -integrations (“underlines”). The relations (11.24) - (11.27) are independent on the cutoff Λ , so they remain valid when $\Lambda \rightarrow \infty$. In this limit operators S_i^c and Σ_i^c are finite and assumed to be known on the energy shell from the standard renormalized QED theory. This immediately implies that V_2^d and V_3^d are finite on the energy shell and, due to our condition (F), they are finite for all momenta even outside the energy shell.

Can we say that operator V_4^d is finite too? The part $\underbrace{\Sigma_4^c}$ is definitely finite, but how can we be sure that the term

$$- \underbrace{V_2^d V_2^d} \quad (11.28)$$

is finite on the energy shell? This is where the yet undefined factor ζ_2 comes into play. According to our discussion in subsection 11.1.7, this factor can be chosen to decay sufficiently rapidly at large values of arguments

²¹Recall that the S -operator is defined only on the energy shell. Moreover the “underbrace” symbol was defined in (8.54) as $\underbrace{V} = 2\pi i V \circ \delta(E_V)$. So, \underbrace{V} is non-zero only on the energy shell of the operator V .

(momenta). Then all loop integrals present in the product (11.28) are guaranteed to converge.²² Consequently, operator (11.28) is finite on the energy shell, and V_4^d in (11.26) is also finite on the energy shell and everywhere else. These arguments can be repeated in all higher orders, thus proving that the dressed particle Hamiltonian H^d is free of ultraviolet divergences.

11.1.9 Poincaré invariance of the dressed particle approach

The next question is whether our theory with the transformed Hamiltonian H^d is Poincaré invariant (condition (A))? In other words, whether there exists a boost operator \mathbf{K}^d such that the set of generators $\{\mathbf{P}_0, \mathbf{J}_0, \mathbf{K}^d, H^d\}$ satisfies Poincaré commutators? With the dressing operator $\exp(i\Phi)$ constructed above, this problem has a simple solution. If we define $\mathbf{K}^d = e^{i\Phi} \mathbf{K}^c e^{-i\Phi}$, then we can obtain a full set of dressed generators via unitary transformation of the old generators²³

$$\{\mathbf{P}_0, \mathbf{J}_0, \mathbf{K}^d, H^d\} = e^{i\Phi} \{\mathbf{P}_0, \mathbf{J}_0, \mathbf{K}^c, H^c\} e^{-i\Phi}$$

The dressing transformation $e^{i\Phi}$ is unitary and, therefore, preserves commutators. Since old operators obey the Poincaré commutators, the same is true for the new generators. This proves that the transformed theory is Poincaré invariant and belongs to the instant form of dynamics [SS98].

11.2 Dressed interactions between particles

11.2.1 General properties of dressed potentials

One may notice that even after conditions (I) - (IV) on page 383 are satisfied for functions ζ_i , there is a great deal of ambiguity in choosing their behavior outside the energy shell. Therefore, the dressing transformation $e^{i\Phi}$ is not unique, and there is an infinite set of dressed particle Hamiltonians that satisfy our requirements (A) - (G). Which dressed Hamiltonian should we choose? Before trying to answer this question, we can notice that all

²²see Theorem 8.13

²³Note that operator $\exp(i\Phi)$ commutes with \mathbf{P}_0 and \mathbf{J}_0 by construction.

Hamiltonians satisfying conditions (A) - (G) have some important common properties, which will be described here.

Note that electromagnetic interactions are rather weak. In most situations the (expectation value) of the interaction potential energy is much less than the electron's rest energy (mc^2).²⁴ To describe such situations it is sufficient to know the coefficient functions of the interaction only near the energy shell where we can use condition (I) and set approximately $\zeta_i \approx 1$ for each perturbation order i . This observation immediately allows us to obtain a good approximation for the second-order interaction from equation (11.18) by setting $\zeta_2 \approx 1$ there

$$V_2^d \approx V_2^{ph} - \frac{1}{2}[V_1, V_1]^{ph} \quad (11.29)$$

Operator V_2^{ph} can be taken from formula (L.11), and calculations involved in $[V_1, V_1]^{ph}$ have been explained in subsection 9.2.1. So, obtaining the full operator V_2^d is not that difficult.

In higher perturbation orders commutator formulas (11.20) become rather complicated and the method of unitary dressing transformation becomes impractical. Fortunately, there is an equivalent, but a much simpler alternative approach: One can fit the desired dressed interaction operators V_i^d directly to the renormalized S -operator (or, more precisely, to its components Σ_i^c in each perturbation order) of traditional QED, as described in subsection 11.1.8.

For example, in the 2nd order we obtain from (11.24) and our assumption $\zeta_i \approx 1$

$$V_2^d \approx (\Sigma_2^c)^{ph}$$

which is consistent with (11.29). Let us now briefly describe the structure of this operator. Some examples of potentials present in V_2^d are shown in Table 11.1. We can classify them into two groups: *elastic* potentials and *inelastic* potentials. Elastic potentials do not change the particle content of the system: they have equal number of annihilation and creation operators of the same particle types. As shown in subsection 8.2.8, elastic potentials

²⁴For example, the ratio of the hydrogen's binding energy (13.6 eV) and the electron's rest energy (511 keV) is only 2.6×10^{-5} .

correspond to particle interactions familiar from ordinary quantum mechanics and classical physics. Inelastic potentials change the number and/or types of particles. Among inelastic 2nd order potentials in RQD there are potentials for *pair creation*, *pair annihilation*, and *pair conversion*.

Similarly to the 2nd order discussed above, the third-order interaction V_3^d can be unambiguously obtained near the energy shell by setting $\zeta_3 \approx 1$ in (11.25)

$$V_3^d \approx (\Sigma_3^c)^{ph} \quad (11.30)$$

All 3rd order potentials are inelastic. Two of them are shown in Table 11.1: The term $d^\dagger a^\dagger c^\dagger da$ (*bremssstrahlung*) describes creation of a photon in a proton-electron collision.²⁵ In the language of classical electrodynamics, this can be interpreted as emission of radiation due to acceleration of charged particles and is also related to the *radiation reaction* force. The Hermitian-conjugated term $d^\dagger a^\dagger dac$ describes absorption of a photon by a colliding pair of charged particles.

The situation is less certain for the 4th and higher order dressed particle interactions. Near the energy shell we can again set $\zeta_4 \approx 1$ in equation (11.26)

$$V_4^d \approx (\Sigma_4^c)^{ph} - (V_2^d \underline{V_2^d})^{ph} \quad (11.31)$$

The operator V_4^d obtained by this formula is a sum of various interaction potentials (some of them are shown in Table 11.1; see also Chapter 14.2)

$$V_4^d = d^\dagger a^\dagger da + a^\dagger a^\dagger a^\dagger b^\dagger aa + \dots \quad (11.32)$$

The contribution $(\Sigma_4^c)^{ph}$ in equation (11.31) is well-defined near the energy shell, because we assume exact knowledge of the S -operator of renormalized QED in all perturbation orders. However, there is less clarity about the contribution $(V_2^d \underline{V_2^d})^{ph}$. As explained in section 8.4, the diagram for the product $(V_2^d \underline{V_2^d})^{ph}$ should be constructed from diagrams V_2^d and $\underline{V_2^d}$ by coupling some of their external lines, thus transforming them into internal lines and loops.

²⁵A more detailed discussion of this effect can be found in section 14.1.

Table 11.1: Examples of interaction potentials in RQD. Bold numbers in the third column indicate perturbation orders in which explicit interaction operators can be unambiguously obtained near the energy shell as described in the text.

Operator	Physical meaning	Perturbation Orders
Elastic potentials		
$a^\dagger a^\dagger aa$	$e^- - e^-$ potential	2 , 4, 6, ...
$d^\dagger a^\dagger da$	$e^- - p^+$ potential	2 , 4, 6, ...
$a^\dagger c^\dagger ac$	$e^- - \gamma$ potential (Compton scattering)	2 , 4, 6, ...
$a^\dagger a^\dagger a^\dagger aaa$	$e^- - e^- - e^-$ potential	4, 6, ...
Inelastic potentials		
$a^\dagger b^\dagger cc$	$e^- - e^+$ pair creation	2 , 4, 6, ...
$c^\dagger c^\dagger ab$	$e^- - e^+$ annihilation	2 , 4, 6, ...
$d^\dagger f^\dagger ab$	conversion of $e^- - e^+$ pair to $p^- - p^+$ pair	2 , 4, 6, ...
$d^\dagger a^\dagger c^\dagger da$	$e^- - p^+$ bremsstrahlung	3 , 5, ...
$d^\dagger a^\dagger dac$	photon absorption in $e^- - p^+$ collision	3 , 5, ...
$a^\dagger a^\dagger a^\dagger b^\dagger aa$	pair creation in $e^- - e^-$ collision	4 , 6, ...

Loop integration momenta are not limited, so the product $(V_2^d \underline{V}_2^d)^{ph}$ generally depends on the behavior of the factors everywhere in the momentum space, even outside their energy shells. So, (11.31) depends on our global choice ζ_2 outside the energy shell. The function ζ_2 satisfies conditions (I) - (IV), but still there is a great freedom in choosing the out-of-shell behavior of ζ_2 . This freedom is reflected in the uncertainty of V_4^d even on the energy shell. Therefore, we have two possibilities depending on the operator structure of the 4th order potential we are interested in.

First, there are potentials contained only in the term $(\Sigma_4^c)^{ph}$ in (11.31) and not present in the product $(V_2^d \underline{V}_2^d)^{ph}$. For example, this product does not contain operator $a^\dagger a^\dagger a^\dagger b^\dagger aa$ responsible for the creation of an electron-positron pair in two-electron collisions. For such potentials, their 4th order expression near the energy shell can be explicitly obtained from formula (11.31).²⁶

Second, there are potentials V_4^d whose contributions come from both two terms on the right hand side of (11.31). For such potentials, the second term

²⁶This certainty is stressed by the bold **4** in the last row of Table 11.1.

on the right hand side of this equation is dependent on the particular choice of function ζ_2 and, therefore, remains uncertain. One example is the 4th order contribution to the electron-proton interaction $d^\dagger a^\dagger da$, which is responsible for the famous *Lamb shift*. See subsection 14.2.3.

The uncertainty of high order interactions V_i^d is perfectly understandable: It simply reflects the one-to-many correspondence between the S -operator and Hamiltonians. It means that there is a broad class of finite *phys* interactions $\{V^d\}$ all of which can be used for S -matrix calculations without encountering divergent integrals. Then which member of the class $\{V^d\}$ is the unique *correct* interaction Hamiltonian V^d ? As we are not aware of any theoretical condition allowing to determine the off-energy-shell behavior of functions ζ_i , this question should be deferred to experiments. There seems to be no other way but to fit functions ζ_i to experimental measurements. Such experiments are bound to be rather challenging because they should go beyond usual information contained in the S -operator (scattering cross-sections, energies and lifetimes of bound states, etc.) and should be capable of measuring radiative corrections to wave functions and time evolution of observables in the region of interaction. Modern experiments do not have sufficient resolution to meet this challenge.

To summarize the above discussion, let us now mention a few important differences between the original QED interaction V^c and the dressed particle potential energy V^d . First, we see that in interaction operators V_i^d of higher perturbation orders there are more and more terms with increasing complexity. In contrast to QED Hamiltonians H and H^c , there seems to be no way to write H^d in a closed form. However, to the credit of RQD, all these high order terms directly reflect real interactions and processes observable in nature. Unfortunately, the above construction of the dressed particle Hamiltonian does not allow us to obtain full information about V^d : The off-energy-shell behavior of potentials is fairly arbitrary and the on-energy-shell behavior²⁷ can be determined theoretically only for lowest order terms. Uncovering the dressed interaction potentials in the entire momentum space would require additional information that can be made available only from sophisticated experiments.

The idea of defining “effective” particle interactions, which reproduce scattering amplitudes obtained from quantum field theory and satisfy equations like (11.24) - (11.27) has a long history. Approaches based on this idea

²⁷which is the most relevant for comparison with experiments

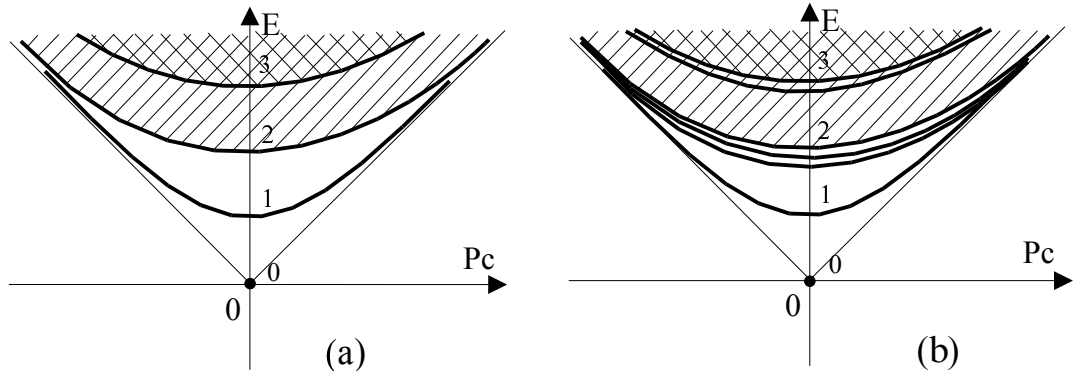


Figure 11.1: Typical momentum-energy spectrum of (a) non-interacting and (b) interacting dressed particle theory.

can be found in a number of works [Hol04, PS98a, PS98b, GR80, GRI89, FS88]. The important difference of our dressed approach is somewhat philosophical: In contrast to previous works, we do not consider quantum fields as fundamental physical entities, and we do not regard effective potentials as mere approximations to the “rigorous” field based description. For us particles and their direct dressed interactions V^d are the ultimate ingredients of nature.

11.2.2 Energy spectrum of the dressed theory

Properties of interactions between dressed particles discussed in the preceding subsection allow us to analyze some general features of the energy spectrum of our theory. In Fig. 11.1(a) we show the energy spectrum of a non-interacting theory with one (massive) particle type.²⁸ The 0-particle state (vacuum) has vanishing energy and momentum. The 1-particle state has energy $E = \sqrt{m^2c^4 + P^2c^2}$. Energy-momenta of 2-particle states form a dense (hatched) region limited from below by the hyperboloid $E = \sqrt{(2mc^2)^2 + P^2c^2}$. Energy-momenta of 3-particle states form a (double-hatched) region limited from below by the hyperboloid $E = \sqrt{(3mc^2)^2 + P^2c^2}$, etc.

We know that dressed interaction does not affect 0-particle and 1-particle states, so the corresponding energies remain exactly the same as in the non-

²⁸compare with Fig. 6.1(a)

interacting case.²⁹ Dressed interaction does perturb states with two or more particles. In particular, if inter-particle potentials in V^d are relatively weak and attractive, one can expect formation of hyperboloids of bound states, as shown in Fig. 11.1(b). In the next section we will illustrate the description of bound states in RQD using the hydrogen atom as an example.

Traditional renormalized quantum field theories also make similar statements about the energy-momentum spectrum of multiparticle states.³⁰ However, in field theories these statements are not obvious. They cannot be deduced directly from the renormalized Hamiltonian H^c . The main reason is that the interacting part of H^c cannot be regarded as weak, because it includes divergent renormalization counterterms.

11.2.3 Comparison with other dressed particle approaches

In this subsection, we would like to discuss another point of view on the dressing transformation. This point of view is philosophically different but mathematically equivalent to ours. It is exemplified by the works of Shirokov and coauthors [Shi93, Shi94, SS01]. In contrast to our approach in which the dressing transformation $e^{i\Phi}$ was applied to the field-theoretical Hamiltonian H^c of QED while (bare) particle creation and annihilation operators were not affected, Shirokov et al. kept the H^c intact, but applied the (inverse) dressing transformation $e^{-i\Phi}$ to creation and annihilation operators of particles

$$\begin{aligned}\alpha_d^\dagger &= e^{-i\Phi} \alpha^\dagger e^{i\Phi} \\ \alpha_d &= e^{-i\Phi} \alpha e^{i\Phi}\end{aligned}$$

to the vacuum state

$$|0\rangle_d = e^{-i\Phi}|0\rangle$$

and to particle observables. Physically, this means that instead of bare particles (created and annihilated by α^\dagger and α , respectively) the theory is formulated in terms of fully dressed particles (created and annihilated by operators α_d^\dagger and α_d , respectively), i.e., particles together with their virtual

²⁹See Fig. 11.1(b) and compare with Fig. 6.1(b).

³⁰See, for example, Fig. 17.4 in [Sch61], Fig. 16.1 in [BD65], and Fig. 7.1 in [PS95b].

clouds. Within this approach the Hamiltonian H^c must be expressed as a function of the new particle operators $H^c = \mathcal{F}(\alpha_d^\dagger, \alpha_d)$. Apparently, the same function \mathcal{F} expresses the Hamiltonian H^d of our approach through original (bare) particle operators: $H^d = \mathcal{F}(\alpha^\dagger, \alpha)$. Indeed, from equation (11.2) we can write

$$\begin{aligned} H^c &= e^{-i\Phi} H^d e^{i\Phi} = e^{-i\Phi} \mathcal{F}(\alpha^\dagger, \alpha) e^{i\Phi} = \mathcal{F}(e^{-i\Phi} \alpha^\dagger e^{-i\Phi}, e^{-i\Phi} \alpha e^{i\Phi}) \\ &= \mathcal{F}(\alpha_d^\dagger, \alpha_d) \end{aligned}$$

So, mathematically, these two approaches are equivalent. Let us demonstrate this equivalence on a simple example. Suppose we want to calculate a trajectory (=the time dependence of the expectation value of the position operator) of the electron in a 2-particle system (electron + proton). In our approach the initial state of the system has two particles

$$|\Psi\rangle = a^\dagger d^\dagger |0\rangle$$

and the expectation value of the electron's position is given by formula

$$\begin{aligned} \mathbf{r}(t) &= \langle \Psi | \mathbf{R}(t) | \Psi \rangle \\ &= \langle 0 | da e^{\frac{i}{\hbar} H^d t} \mathbf{R} e^{-\frac{i}{\hbar} H^d t} a^\dagger d^\dagger | 0 \rangle \end{aligned} \quad (11.33)$$

where \mathbf{R} is the position operator for the bare electron, and the time evolution is governed by the dressed Hamiltonian H^d . However, we can rewrite this expression in the following form characteristic for the Shirokov's approach

$$\begin{aligned} \mathbf{r}(t) &= \langle 0 | da (e^{i\Phi} e^{\frac{i}{\hbar} H^c t} e^{-i\Phi}) \mathbf{R} (e^{i\Phi} e^{-\frac{i}{\hbar} H^c t} e^{-i\Phi}) a^\dagger d^\dagger | 0 \rangle \\ &= \langle 0 | e^{i\Phi} (e^{-i\Phi} da e^{i\Phi}) e^{\frac{i}{\hbar} H^c t} (e^{-i\Phi} \mathbf{R} e^{i\Phi}) e^{-\frac{i}{\hbar} H^c t} (e^{-i\Phi} a^\dagger d^\dagger e^{i\Phi}) e^{-i\Phi} | 0 \rangle \\ &= {}_d \langle 0 | d_d a_d e^{\frac{i}{\hbar} H^c t} \mathbf{R}^d e^{-\frac{i}{\hbar} H^c t} a_d^\dagger d_d^\dagger | 0 \rangle_d \end{aligned} \quad (11.34)$$

where the time evolution is generated by the original Hamiltonian H^c , while “dressed” definitions are used for the vacuum state, particle operators, and the position observable

$$\begin{aligned}
|0\rangle_d &= e^{-i\Phi}|0\rangle \\
\{a_d, d_d, a_d^\dagger, d_d^\dagger\} &= e^{-i\Phi}\{a, d, a^\dagger, d^\dagger\}e^{i\Phi} \\
\mathbf{R}^d &= e^{-i\Phi}\mathbf{R}e^{i\Phi}
\end{aligned}$$

In spite of different formalisms, physical predictions of both theories, e.g., expectation values of observables (11.33) and (11.34), are exactly the same.

Chapter 12

COULOMB POTENTIAL AND BEYOND

*This work contains many things which are new and interesting.
Unfortunately, everything that is new is not interesting, and ev-
erything which is interesting, is not new.*

Lev D. Landau

In the preceding chapter we have derived basic formulas of the dressed particle approach. Our next goal is to demonstrate that this method is really useful in concrete calculations. This task will occupy us throughout the next three chapters. Their plan is as follows: In the present chapter we will derive the dressed electron-proton interaction potential in the 2nd perturbation order. Then we will use it to calculate the energy spectrum of the hydrogen atom. The next step is to extend this theory to higher perturbation orders. In the 3rd order the hydrogen spectrum is disturbed by spontaneous photon emission from excited energy levels. To analyze this effect we will introduce a relativistic quantum theory of unstable systems in chapter 13. In chapter 14 we are going to use this theory as well as 4th order radiative corrections to the electron-proton potential and derive two classic QED results - the anomalous magnetic moment of the electron and the Lamb shift in hydrogen atoms.

In the preceding chapter we obtained formulas (11.29) and (11.31) for the dressed particle Hamiltonian H^d in a rather abstract form. In this chapter

we would like to demonstrate how this Hamiltonian can be cast into a form suitable for calculations, i.e., expressed through creation and annihilation operators of electrons, protons, photons, etc. Here we will focus on pair interactions between electrons and protons in the lowest (second) order of the perturbation theory. In section 12.1 we will use the $(v/c)^2$ approximation to obtain what is commonly known as the *Darwin-Breit potential* between charged particles with spin 1/2. The major part of this interaction is the usual Coulomb potential. In addition, there are relativistic corrections responsible for magnetic, contact, spin-orbit, spin-spin, and other interactions which are routinely used in relativistic calculations of atomic and molecular systems. This derivation demonstrates how formulas familiar from ordinary quantum mechanics and classical electrodynamics follow naturally from RQD. In section 12.2 we will solve the stationary Schrödinger equation for the hydrogen atom and obtain its energy spectrum with relativistic corrections.

12.1 Darwin-Breit Hamiltonian

12.1.1 Electron-proton potential in the momentum space

Note that the second-order dressed interaction near the energy shell (11.29) is given by the same formula as F_2 in (9.17). So, for the electron-proton potential we can simply reuse our result (9.24)¹

$$V_2^d[d^\dagger a^\dagger da] = V_{2A}^d + V_{2B}^d + V_{2C}^d \quad (12.1)$$

$$V_{2A}^d = -\frac{e^2 \hbar^2}{(2\pi \hbar)^3} \int \frac{d\mathbf{k} d\mathbf{q} d\mathbf{p} M m c^4}{\sqrt{\omega_{\mathbf{q}} \omega_{\mathbf{q}+\mathbf{k}} \Omega_{\mathbf{p}} \Omega_{\mathbf{p}-\mathbf{k}}} k^2} \times$$

$$\sum_{\epsilon \epsilon' \pi \pi'} W^0(\mathbf{p} - \mathbf{k}, \pi; \mathbf{p}, \pi') U^0(\mathbf{q} + \mathbf{k}, \epsilon; \mathbf{q}, \epsilon') \times$$

$$d_{\mathbf{p}-\mathbf{k}, \pi}^\dagger a_{\mathbf{q}+\mathbf{k}, \epsilon}^\dagger d_{\mathbf{p}, \pi'} a_{\mathbf{q}, \epsilon'} \quad (12.2)$$

¹Note that we could also choose a different expression (9.25) for F_2 , thus obtaining a different formula for V_2^d . The two operators (9.24) and (9.25) coincide on the energy shell, so they result in identical 2nd order S -matrices and energy spectra. However, their corresponding dressed Hamiltonians are different, as they have different off-energy-shell behaviors. As shown in chapter 15, our decision to use (9.24) leads to a good agreement with Maxwell's electrodynamics. However, it is not clear how much this macroscopic theory would be affected by a different choice of V_2^d outside the energy shell. This question requires a deeper investigation.

$$\begin{aligned}
V_{2B}^d &= \frac{e^2 \hbar^2 c^2}{(2\pi \hbar)^3} \int \frac{d\mathbf{k} d\mathbf{q} d\mathbf{p} M m c^4}{\sqrt{\omega_{\mathbf{q}} \omega_{\mathbf{q}+\mathbf{k}} \Omega_{\mathbf{p}} \Omega_{\mathbf{p}-\mathbf{k}}} (\tilde{q} + \tilde{k} \div \tilde{q})^2} \times \\
&\quad \sum_{\epsilon' \pi \pi'} \mathbf{W}(\mathbf{p} - \mathbf{k}, \pi; \mathbf{p}, \pi') \cdot \mathbf{U}(\mathbf{q} + \mathbf{k}, \epsilon; \mathbf{q}, \epsilon') \times \\
&\quad d_{\mathbf{p}-\mathbf{k}, \pi}^\dagger a_{\mathbf{q}+\mathbf{k}, \epsilon}^\dagger d_{\mathbf{p}, \pi'} a_{\mathbf{q}, \epsilon'} \quad (12.3)
\end{aligned}$$

$$\begin{aligned}
V_{2C}^d &= \frac{e^2 \hbar^2 c^2}{(2\pi \hbar)^3} \int \frac{d\mathbf{k} d\mathbf{q} d\mathbf{p} M m c^4}{\sqrt{\omega_{\mathbf{q}} \omega_{\mathbf{q}+\mathbf{k}} \Omega_{\mathbf{p}} \Omega_{\mathbf{p}-\mathbf{k}}} (\tilde{q} + \tilde{k} \div \tilde{q})^2 k^2} \times \\
&\quad \sum_{\epsilon' \pi \pi'} (\mathbf{k} \cdot \mathbf{W}(\mathbf{p} - \mathbf{k}, \pi; \mathbf{p}, \pi')) (\mathbf{k} \cdot \mathbf{U}(\mathbf{q} + \mathbf{k}, \epsilon; \mathbf{q}, \epsilon')) \times \\
&\quad d_{\mathbf{p}-\mathbf{k}, \pi}^\dagger a_{\mathbf{q}+\mathbf{k}, \epsilon}^\dagger d_{\mathbf{p}, \pi'} a_{\mathbf{q}, \epsilon'} \quad (12.4)
\end{aligned}$$

In these formulas we integrate over the electron (\mathbf{q}), proton (\mathbf{p}) and transferred (\mathbf{k}) momenta and sum over spin projections of the “incoming” and “outgoing” particles $\epsilon, \epsilon', \pi'$ and ϵ, π .

Operator (12.1) has non-trivial action in all sectors of the Fock space which contain at least one electron and one proton. However, for simplicity, we will limit our attention to the “1 proton + 1 electron” subspace \mathcal{H}_{pe} in the Fock space. If $\Psi(\mathbf{p}, \pi; \mathbf{q}, \epsilon)$ is the wave function of a two-particle state in \mathcal{H}_{pe} , then the interaction Hamiltonian (12.1) will transform it to²

$$\begin{aligned}
\Psi'(\mathbf{p}, \pi, \mathbf{q}, \epsilon) &= V_2^d [d^\dagger a^\dagger da] \Psi(\mathbf{p}, \pi; \mathbf{q}, \epsilon) \\
&= \sum_{\pi' \epsilon'} \int d\mathbf{k} v_2(\mathbf{p}, \mathbf{q}, \mathbf{k}; \pi, \epsilon, \pi', \epsilon') \Psi(\mathbf{p} - \mathbf{k}, \pi'; \mathbf{q} + \mathbf{k}, \epsilon') \quad (12.5)
\end{aligned}$$

where v_2 is the coefficient function of the interaction operator $V_2^d [d^\dagger a^\dagger da]$. We are going to write our formulas with the accuracy of $(v/c)^2$. So, we use (J.64) - (J.69) to obtain the coefficient function in (12.5) as a sum of three terms

$$v_2 = v_{2A} + v_{2B} + v_{2C} \quad (12.6)$$

where³

²See subsection 8.2.8.

³We used properties of Pauli matrices from Appendix H.6 and formulas from Appendix J.9. Our calculations in this section can be compared with §83 in ref. [BLP01] and with [Ito65].

$$\begin{aligned}
& v_{2A} \\
&= -\frac{e^2 \hbar^2}{(2\pi \hbar)^3} \chi_\epsilon^{(el)\dagger} \chi_\pi^{(pr)\dagger} \left(\frac{1}{k^2} - \frac{1}{8M^2 c^2} - \frac{1}{8m^2 c^2} - i \frac{\vec{\sigma}_{pr} [\mathbf{k} \times \mathbf{p}]}{4M^2 c^2 k^2} + i \frac{\vec{\sigma}_{el} [\mathbf{k} \times \mathbf{q}]}{4m^2 c^2 k^2} \right) \chi_{\epsilon'}^{(el)} \chi_{\pi'}^{(pr)} \\
v_{2B} &= \frac{e^2 \hbar^2}{(2\pi \hbar)^3} \chi_\epsilon^{(el)\dagger} \chi_\pi^{(pr)\dagger} \left(\frac{\mathbf{p}\mathbf{q}}{Mmc^2 k^2} - \frac{\mathbf{k}\mathbf{q}}{2Mmc^2 k^2} + \frac{\mathbf{p}\mathbf{k}}{2Mmc^2 k^2} - \frac{1}{4Mmc^2} \right. \\
&\quad \left. - \frac{i[\vec{\sigma}_{pr} \times \mathbf{k}] \cdot \mathbf{q}}{2Mmc^2 k^2} + \frac{i\mathbf{p} \cdot [\vec{\sigma}_{el} \times \mathbf{k}]}{2Mmc^2 k^2} + \frac{(\vec{\sigma}_{el} \cdot \vec{\sigma}_{pr})}{4Mmc^2} - \frac{(\vec{\sigma}_{pr} \cdot \mathbf{k})(\vec{\sigma}_{el} \cdot \mathbf{k})}{4Mmc^2 k^2} \right) \chi_{\epsilon'}^{(el)} \chi_{\pi'}^{(pr)} \\
v_{2C} &= -\frac{e^2 \hbar^2}{(2\pi \hbar)^3 k^4} \frac{1}{4Mmc^2} \chi_\epsilon^{(el)\dagger} \chi_\pi^{(pr)\dagger} (2\mathbf{p}\mathbf{k} - k^2)(2\mathbf{q}\mathbf{k} + k^2) \chi_{\epsilon'}^{(el)} \chi_{\pi'}^{(pr)} \\
&= -\frac{e^2 \hbar^2}{(2\pi \hbar)^3} \chi_\epsilon^{(el)\dagger} \chi_\pi^{(pr)\dagger} \left(\frac{(\mathbf{p}\mathbf{k})(\mathbf{q}\mathbf{k})}{Mmc^2 k^4} - \frac{\mathbf{q}\mathbf{k}}{2Mmc^2 k^2} + \frac{\mathbf{p}\mathbf{k}}{2Mmc^2 k^2} - \frac{1}{4Mmc^2} \right) \chi_{\epsilon'}^{(el)} \chi_{\pi'}^{(pr)}
\end{aligned}$$

Putting these three terms together we finally rewrite (12.6) in the form

$$\begin{aligned}
& v_2(\mathbf{p}, \mathbf{q}, \mathbf{k}; \pi, \epsilon, \pi', \epsilon') \\
&= \frac{e^2 \hbar^2}{(2\pi \hbar)^3} \chi_\epsilon^{(el)\dagger} \chi_\pi^{(pr)\dagger} \left(-\frac{1}{k^2} + \frac{1}{8M^2 c^2} + \frac{1}{8m^2 c^2} + \frac{\mathbf{p}\mathbf{q}}{Mmc^2 k^2} \right. \\
&\quad \left. - \frac{(\mathbf{p}\mathbf{k})(\mathbf{q}\mathbf{k})}{Mmc^2 k^4} + i \frac{\vec{\sigma}_{pr} [\mathbf{k} \times \mathbf{p}]}{4M^2 c^2 k^2} - i \frac{\vec{\sigma}_{el} [\mathbf{k} \times \mathbf{q}]}{4m^2 c^2 k^2} - i \frac{\vec{\sigma}_{pr} [\mathbf{k} \times \mathbf{q}]}{2Mmc^2 k^2} + i \frac{\vec{\sigma}_{el} [\mathbf{k} \times \mathbf{p}]}{2Mmc^2 k^2} \right. \\
&\quad \left. + \frac{(\vec{\sigma}_{el} \cdot \vec{\sigma}_{pr})}{4Mmc^2} - \frac{(\vec{\sigma}_{pr} \cdot \mathbf{k})(\vec{\sigma}_{el} \cdot \mathbf{k})}{4Mmc^2 k^2} \right) \chi_{\epsilon'}^{(el)} \chi_{\pi'}^{(pr)} \tag{12.7}
\end{aligned}$$

In a reasonable approximation one can assume that the proton is infinitely heavy ($M \gg m$) and skip terms with M in denominators. Then

$$v_2(\mathbf{p}, \mathbf{q}, \mathbf{k}; \pi, \epsilon, \pi', \epsilon') \approx \frac{e^2 \hbar^2}{(2\pi \hbar)^3} \delta_{\pi, \pi'} \chi_\epsilon^{(el)\dagger} \left(-\frac{1}{k^2} + \frac{1}{8m^2 c^2} - i \frac{\vec{\sigma}_{el} [\mathbf{k} \times \mathbf{q}]}{4m^2 c^2 k^2} \right) \chi_{\epsilon'}^{(el)} \tag{12.8}$$

12.1.2 Position representation

The physical meaning of interaction (12.7) is more transparent in the position representation, which is derived by replacing variables \mathbf{p} and \mathbf{q} with differential operators $\hat{\mathbf{p}} = -i\hbar(d/d\mathbf{x})$ and $\hat{\mathbf{q}} = -i\hbar(d/d\mathbf{y})$ and taking the Fourier transform⁴

$$\begin{aligned}
& \hat{V}_2^d[d^\dagger a^\dagger da]\Psi(\mathbf{x}, \pi; \mathbf{y}, \epsilon) \\
&= \sum_{\pi', \epsilon'} \int d\mathbf{k} e^{i\mathbf{k}(\mathbf{x}-\mathbf{y})} v_2(\hat{\mathbf{p}}, \hat{\mathbf{q}}, \mathbf{k}; \pi, \epsilon, \pi', \epsilon') \Psi(\mathbf{x}, \pi'; \mathbf{y}, \epsilon') \\
&= \frac{e^2 \hbar^2}{(2\pi\hbar)^3} \int d\mathbf{k} e^{i\mathbf{k}(\mathbf{x}-\mathbf{y})} \left(-\frac{1}{k^2} + \frac{1}{8M^2 c^2} + \frac{1}{8m^2 c^2} + \frac{\hat{\mathbf{p}}\hat{\mathbf{q}}}{Mmc^2 k^2} - \frac{(\hat{\mathbf{p}}\mathbf{k})(\hat{\mathbf{q}}\mathbf{k})}{Mmc^2 k^4} \right. \\
&\quad + i \frac{\vec{\sigma}_{pr}[\mathbf{k} \times \hat{\mathbf{p}}]}{4M^2 c^2 k^2} - i \frac{\vec{\sigma}_{el}[\mathbf{k} \times \hat{\mathbf{q}}]}{4m^2 c^2 k^2} - i \frac{\vec{\sigma}_{pr}[\mathbf{k} \times \hat{\mathbf{q}}]}{2Mmc^2 k^2} + i \frac{\vec{\sigma}_{el}[\mathbf{k} \times \hat{\mathbf{p}}]}{2Mmc^2 k^2} \\
&\quad \left. + \frac{(\vec{\sigma}_{el} \cdot \vec{\sigma}_{pr})}{4Mmc^2} - \frac{(\vec{\sigma}_{pr} \cdot \mathbf{k})(\vec{\sigma}_{el} \cdot \mathbf{k})}{4Mmc^2 k^2} \right) \Psi(\mathbf{x}, \pi; \mathbf{y}, \epsilon)
\end{aligned}$$

Using integral formulas (B.7) - (B.11) we obtain the following position-space representation of this potential (where $\mathbf{r} \equiv \mathbf{x} - \mathbf{y}$)⁵

$$\begin{aligned}
\hat{V}_2^d[d^\dagger a^\dagger da] &= -\frac{e^2}{4\pi r} + \frac{e^2 \hbar^2}{8c^2} \left(\frac{1}{M^2} + \frac{1}{m^2} \right) \delta(\mathbf{r}) + \frac{e^2}{8\pi Mmc^2 r} \left[\hat{\mathbf{p}} \cdot \hat{\mathbf{q}} + \frac{(\mathbf{r} \cdot \hat{\mathbf{q}})(\mathbf{r} \cdot \hat{\mathbf{p}})}{r^2} \right] \\
&\quad - \frac{e^2 \hbar [\mathbf{r} \times \hat{\mathbf{p}}] \cdot \vec{\sigma}_{pr}}{16\pi M^2 c^2 r^3} + \frac{e^2 \hbar [\mathbf{r} \times \hat{\mathbf{q}}] \cdot \vec{\sigma}_{el}}{16\pi m^2 c^2 r^3} + \frac{e^2 \hbar [\mathbf{r} \times \hat{\mathbf{q}}] \cdot \vec{\sigma}_{pr}}{8\pi Mmc^2 r^3} - \frac{e^2 \hbar [\mathbf{r} \times \hat{\mathbf{p}}] \cdot \vec{\sigma}_{el}}{8\pi Mmc^2 r^3} \\
&\quad + \frac{e^2 \hbar^2}{4Mmc^2} \left(-\frac{\vec{\sigma}_{pr} \cdot \vec{\sigma}_{el}}{4\pi r^3} + 3 \frac{(\vec{\sigma}_{pr} \cdot \mathbf{r})(\vec{\sigma}_{el} \cdot \mathbf{r})}{4\pi r^5} + \frac{2}{3} (\vec{\sigma}_{pr} \cdot \vec{\sigma}_{el}) \delta(\mathbf{r}) \right)
\end{aligned} \tag{12.9}$$

With the accuracy of $(v/c)^2$ the free Hamiltonian H_0 can be written as

$$\begin{aligned}
\hat{H}_0 &= \sqrt{M^2 c^4 + \hat{p}^2 c^2} + \sqrt{m^2 c^4 + \hat{q}^2 c^2} \\
&= Mc^2 + mc^2 + \frac{\hat{p}^2}{2M} + \frac{\hat{q}^2}{2m} - \frac{\hat{p}^4}{8M^3 c^2} - \frac{\hat{q}^4}{8m^3 c^2} + \dots
\end{aligned}$$

⁴see subsection 8.2.8; \mathbf{x} is the proton's position and \mathbf{y} is the electron's position

⁵Some of these interaction terms are non-Hermitian due to the non-commutativity of operators \mathbf{r} and \mathbf{p}, \mathbf{q} . This minor problem can be solved by symmetrizing non-commutative products, e.g., by replacing $AB \rightarrow (AB + BA)/2$.

where the rest energies of particles Mc^2 and mc^2 are simply constants, which can be eliminated by a proper choice of zero on the energy scale. Note also that Pauli matrices are proportional to particle spin operators (H.5): $\hat{\mathbf{S}}_{el} = \frac{\hbar}{2}\vec{\sigma}_{el}$, $\hat{\mathbf{S}}_{pr} = \frac{\hbar}{2}\vec{\sigma}_{pr}$. So, finally, the QED Hamiltonian responsible for the electron-proton interaction in the 2nd order is obtained in the form of *Darwin-Breit potential*

$$\begin{aligned}\hat{H}^d &= \hat{H}_0 + \hat{V}_2^d(\hat{\mathbf{p}}, \hat{\mathbf{q}}, \mathbf{r}, \hat{\mathbf{S}}_{el}, \hat{\mathbf{S}}_{pr}) + \dots \\ &= \frac{\hat{p}^2}{2M} + \frac{\hat{q}^2}{2m} + \hat{V}_{Coulomb} + \hat{V}_{orbit} + \hat{V}_{spin-orbit} + \hat{V}_{spin-spin} + \dots\end{aligned}\quad (12.10)$$

This form is similar to the familiar non-relativistic Hamiltonian in which $\hat{p}^2/(2M) + \hat{q}^2/(2m)$ is treated as the kinetic energy operator and $\hat{V}_{Coulomb}$ is the usual Coulomb interaction between two charged particles

$$\hat{V}_{Coulomb} = -\frac{e^2}{4\pi r} \quad (12.11)$$

This is the only interaction term which survives in the non-relativistic limit $c \rightarrow \infty$. \hat{V}_{orbit} is a spin-independent relativistic correction to the Coulomb interaction

$$\begin{aligned}\hat{V}_{orbit} &= -\frac{\hat{p}^4}{8M^3c^2} - \frac{\hat{q}^4}{8m^3c^2} + \frac{e^2\hbar^2}{8c^2} \left(\frac{1}{M^2} + \frac{1}{m^2} \right) \delta(\mathbf{r}) \\ &\quad + \frac{e^2}{8\pi Mmc^2r} \left[\hat{\mathbf{p}} \cdot \hat{\mathbf{q}} + \frac{(\mathbf{r} \cdot \hat{\mathbf{q}})(\mathbf{r} \cdot \hat{\mathbf{p}})}{r^2} \right]\end{aligned}\quad (12.12)$$

The first two terms do not depend on relative variables, so they can be regarded as relativistic corrections to energies of single particles. The *contact interaction* (proportional to $\hbar^2\delta(\mathbf{r})$) can be neglected in the classical limit $\hbar \rightarrow 0$. Keeping the $(v/c)^2$ accuracy and substituting $\hat{\mathbf{p}}/M \rightarrow \hat{\mathbf{v}}_{pr}$ and $\hat{\mathbf{q}}/m \rightarrow \hat{\mathbf{v}}_{el}$, the remaining terms can be rewritten in a more familiar form of the *Darwin potential* [Bre68]

$$\hat{V}_{Darwin} = \frac{e^2}{8\pi c^2 r} \left[\hat{\mathbf{v}}_{el} \cdot \hat{\mathbf{v}}_{pr} + \frac{(\mathbf{r} \cdot \hat{\mathbf{v}}_{pr})(\mathbf{r} \cdot \hat{\mathbf{v}}_{el})}{r^2} \right] \quad (12.13)$$

which describes velocity-dependent (magnetic) interaction between charged particles.

Two other terms $\hat{V}_{spin-orbit}$ and $\hat{V}_{spin-spin}$ in (12.10) depend on particle spins

$$\hat{V}_{spin-orbit} = -\frac{e^2[\mathbf{r} \times \hat{\mathbf{p}}] \cdot \hat{\mathbf{S}}_{pr}}{8\pi M^2 c^2 r^3} + \frac{e^2[\mathbf{r} \times \hat{\mathbf{q}}] \cdot \hat{\mathbf{S}}_{el}}{8\pi m^2 c^2 r^3} + \frac{e^2[\mathbf{r} \times \hat{\mathbf{q}}] \cdot \hat{\mathbf{S}}_{pr}}{4\pi M m c^2 r^3} - \frac{e^2[\mathbf{r} \times \hat{\mathbf{p}}] \cdot \hat{\mathbf{S}}_{el}}{4\pi M m c^2 r^3} \quad (12.14)$$

$$\hat{V}_{spin-spin} = \frac{e^2}{M m c^2} \left(-\frac{\hat{\mathbf{S}}_{pr} \cdot \hat{\mathbf{S}}_{el}}{4\pi r^3} + 3\frac{(\hat{\mathbf{S}}_{pr} \cdot \mathbf{r})(\hat{\mathbf{S}}_{el} \cdot \mathbf{r})}{4\pi r^5} + \frac{2}{3}(\hat{\mathbf{S}}_{pr} \cdot \hat{\mathbf{S}}_{el})\delta(\mathbf{r}) \right) \quad (12.15)$$

Since our dressing transformation preserved commutation relations of the Poincaré Lie algebra,⁶ we can be confident that the Darwin-Breit Hamiltonian is relativistically invariant, at least up to the order $(v/c)^2$. In Appendix N.3 we additionally verify this important fact by a direct calculation.⁷

The Darwin-Breit Hamiltonian was successfully applied to various electromagnetic problems, such as the fine structure of atomic spectra [BLP01, Bre68], superconductivity, and properties of plasma [Ess07, Ess95, Ess96, Ess99, EF13]. In chapter 15 we will see that in the classical limit this Hamiltonian reproduces correctly all major results of classical electrodynamics. In chapter 14.2 we will calculate small radiative corrections to the Darwin-Breit potential.

12.2 Hydrogen atom

Having derived the electron-proton interaction potential, now we can study the bound state of these two particles - the hydrogen atom. We are interested in energies and wave functions of its stationary states. In the dressed particle approach, this task is accomplished simply by diagonalizing the dressed particle Hamiltonian in the “electron+proton” sector \mathcal{H}_{pe} of the Fock space. In other words, the stationary Schrödinger equation needs to be solved. In this section, we will study this solution with the Hamiltonian (12.10) including interaction terms up to the 2nd perturbation order. Higher order corrections will be considered in chapter 14.2.

⁶See subsection 11.1.9.

⁷see also [CV68, CO70, KF74]

12.2.1 Non-relativistic Schrödinger equation

We can use the fact that Hamiltonian (12.10) commutes with the operator of total momentum $\mathbf{P} = \mathbf{p} + \mathbf{q}$. Therefore this Hamiltonian leaves invariant the zero-total-momentum subspace of \mathcal{H}_{pe} . Working in this subspace we can set $\hat{\mathbf{Q}} \equiv -\hat{\mathbf{q}} = \hat{\mathbf{p}}$ in equations (12.12) and (12.14) and consider $\hat{\mathbf{Q}}$ as operator of differentiation with respect to \mathbf{r}

$$\hat{\mathbf{Q}} = i\hbar \frac{\partial}{\partial \mathbf{r}}$$

If we make these substitutions in (12.10), then the energies ε and wave functions $\Psi_\varepsilon(\mathbf{r}, \pi, \epsilon)$ of stationary states of the hydrogen atom at rest can be found as solutions of the stationary Schrödinger equation

$$\hat{H}^d \left(i\hbar \frac{\partial}{\partial \mathbf{r}}, \mathbf{r}, \mathbf{S}_{el}, \mathbf{S}_{pr} \right) \Psi_\varepsilon(\mathbf{r}, \pi, \epsilon) = \varepsilon \Psi_\varepsilon(\mathbf{r}, \pi, \epsilon) \quad (12.16)$$

Analytical solution of equation (12.16) is not possible. Realistically, one can first solve equation (12.16) leaving just the Coulomb interaction term (12.11) there and rewriting the first two terms in (12.10) as

$$\frac{\hat{p}^2}{2M} + \frac{\hat{q}^2}{2m} = \frac{(m+M)\hat{Q}^2}{2mM} = \frac{\hat{Q}^2}{2\mu}$$

where $\mu = mM/(m+M) \approx m$ is the *reduced mass*. In this approximation equation (12.16) takes the form

$$\left(\frac{\hat{Q}^2}{2\mu} - \frac{e^2}{4\pi r} \right) \Psi_\varepsilon(\mathbf{r}, \pi, \epsilon) = \varepsilon \Psi_\varepsilon(\mathbf{r}, \pi, \epsilon) \quad (12.17)$$

It does not depend on spin variables π, ϵ , so the solution can be written as a product of orbital and spin parts

$$\Psi_\varepsilon(\mathbf{r}, \pi, \epsilon) = \psi_\varepsilon(\mathbf{r})\chi(\pi, \epsilon)$$

The energy ε is independent on the spin part $\chi(\pi, \epsilon)$, which can be chosen as an arbitrary set of four complex numbers, satisfying the normalization condition

$$|\chi(1/2, 1/2)|^2 + |\chi(-1/2, 1/2)|^2 + |\chi(1/2, -1/2)|^2 + |\chi(-1/2, -1/2)|^2 = 1$$

The orbital parts and their energy eigenvalues satisfy the differential equation

$$\left(-\frac{\hbar^2}{2\mu} \frac{\partial^2}{\partial \mathbf{r}^2} - \frac{e^2}{4\pi r} \right) \psi_\varepsilon(\mathbf{r}) = \varepsilon \psi_\varepsilon(\mathbf{r}) \quad (12.18)$$

or in spherical coordinates

$$\begin{aligned} & \left(-\frac{\hbar^2}{2\mu} \left(\frac{1}{r^2} \frac{\partial}{\partial r} \left[r^2 \frac{\partial}{\partial r} \right] + \frac{1}{r^2 \sin \theta} \frac{\partial}{\partial \theta} \left[\sin \theta \frac{\partial}{\partial \theta} \right] + \frac{1}{r^2 \sin^2 \theta} \frac{\partial^2}{\partial \phi^2} \right) - \frac{e^2}{4\pi r} \right) \psi_\varepsilon(r, \theta, \phi) \\ &= \varepsilon \psi_\varepsilon(r, \theta, \phi) \end{aligned}$$

This is the familiar non-relativistic problem with a well-known analytical solution, which can be found in any textbook on quantum mechanics, e.g., [Bal98, LL77]. Eigenstates will be labeled by the *principal* (n), *orbital* (l), and *magnetic* (m) *quantum numbers*. Energy eigenvalues are degenerate with respect to l and m

$$\varepsilon(n, l, m) = -\frac{\mu c^2 \alpha^2}{2n^2} \quad (12.19)$$

Few low energy solutions are shown in table 12.1, where $a_0 \equiv 4\pi\hbar^2/(\mu e^2) \approx \hbar/(\alpha mc)$ denotes the *Bohr radius*, and $\alpha \equiv e^2/(4\pi\hbar c) \approx 1/137$ is the fine structure constant.

For further calculations we will need expectation values for inverse powers of r in different eigenstates. For example

$$\begin{aligned} \langle r^{-1} \rangle(2S) &\equiv \int d\mathbf{r} \psi_{2S}^*(\mathbf{r}) \frac{1}{r} \psi_{2S}(\mathbf{r}) = \frac{1}{8a_0^3} \int_0^\infty dr r \left(2 - \frac{r}{a_0} \right)^2 e^{-r/a_0} \\ &= \frac{1}{8a_0^3} \left(4 \int_0^\infty dr r e^{-r/a_0} - \frac{4}{a_0} \int_0^\infty dr r^2 e^{-r/a_0} + \frac{1}{a_0^2} \int_0^\infty dr r^3 e^{-r/a_0} \right) \\ &= \frac{1}{8a_0^3} (4a_0^2 - 8a_0^2 + 6a_0^2) = \frac{1}{4a_0} \end{aligned}$$

Table 12.1: Normalized low energy solutions for non-relativistic hydrogen atom

State(n, l, m)	Wave function $\psi_\varepsilon(r, \theta, \phi)$	Energy (ε)
1S(1, 0, 0)	$\frac{1}{\sqrt{\pi a_0^3}} e^{-r/a_0}$	$-\mu c^2 \alpha^2 / 2 = -13.6 \text{ eV}$
2S(2, 0, 0)	$\frac{1}{4\sqrt{2\pi a_0^3}} (2 - \frac{r}{a_0}) e^{-r/(2a_0)}$	$-\mu c^2 \alpha^2 / 8 = -3.4 \text{ eV}$
2P(2, 1, 0)	$\frac{r}{4a_0\sqrt{2\pi a_0^3}} e^{-r/(2a_0)} \cos \theta$	$-\mu c^2 \alpha^2 / 8 = -3.4 \text{ eV}$
2P(2, 1, -1)	$\frac{r}{8a_0\sqrt{\pi a_0^3}} e^{-r/(2a_0)} \sin \theta e^{-i\phi}$	$-\mu c^2 \alpha^2 / 8 = -3.4 \text{ eV}$
2P(2, 1, 1)	$\frac{r}{8a_0\sqrt{\pi a_0^3}} e^{-r/(2a_0)} \sin \theta e^{i\phi}$	$-\mu c^2 \alpha^2 / 8 = -3.4 \text{ eV}$

These results are shown in Table 12.2 along with probability densities at the origin $|\psi(0)|^2$.

Table 12.2: Properties of low energy solutions for non-relativistic hydrogen atom

State	$ \psi(0) ^2$	$\langle r^{-1} \rangle$	$\langle r^{-2} \rangle$	$\langle r^{-3} \rangle$
1S	$\frac{1}{\pi a_0^3}$	$\frac{1}{a_0}$	$\frac{2}{a_0^2}$	
2S	$\frac{1}{8\pi a_0^3}$	$\frac{1}{4a_0}$	$\frac{1}{4a_0^2}$	
2P	0	$\frac{1}{4a_0}$	$\frac{1}{12a_0^2}$	$\frac{1}{24a_0^3}$

12.2.2 Relativistic energy corrections (orbital)

In the preceding subsection we obtained energies ε and wave functions Ψ_ε for a simple model of the hydrogen atom in which the electron-proton interaction is approximated by the Coulomb potential $-e^2/(4\pi r)$. We can consider these results as a zero-order approximation for the full exact solution. Then other interaction terms in (12.10) can be treated as a perturbation $V_{pert} \equiv V_{orbit} + V_{spin-orbit} + V_{spin-spin}$. In the first approximation, this perturbation does not affect the wave functions but shift energies [Bal98]. The resulting energy correction for the state $|\Psi_\varepsilon\rangle$ is given by the matrix element

$$\Delta\varepsilon = \langle \Psi_\varepsilon | V_{pert} | \Psi_\varepsilon \rangle \quad (12.20)$$

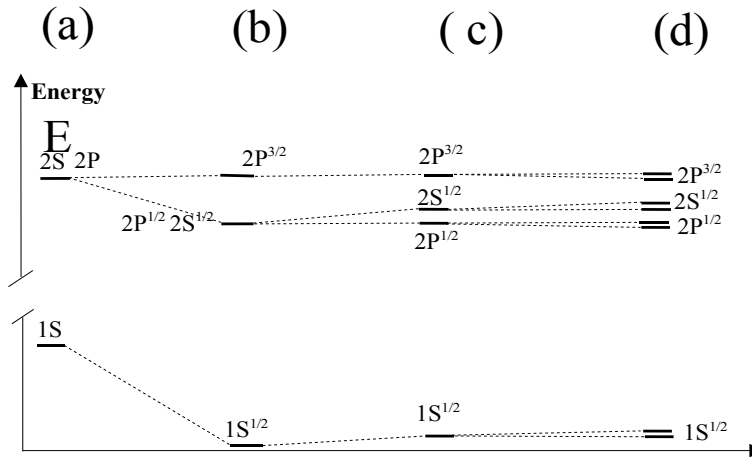


Figure 12.1: Low energy states of the hydrogen atom: (a) the non-relativistic approximation (with the Coulomb potential (12.11)); (b) with the fine structure (due to the *orbit* (12.12) and *spin-orbit* (12.14) corrections); (c) with Lamb shifts (due to the 4th and higher order radiative corrections); (d) with the hyperfine structure (due to the *spin-spin* corrections (12.15)). Not to scale.

Then perturbations V_{orbit} and $V_{spin-orbit}$ are responsible for the *fine structure* of the hydrogen atom and $V_{spin-spin}$ is responsible for the *hyperfine structure* (see Fig. 12.1). More details can be found in §84 of ref. [BLP01].

Let us first calculate energy level corrections due to the perturbation V_{orbit} . We will take into account that $M \gg m$, thus ignoring terms proportional to inverse powers of M in (12.12)⁸ and assuming that $\mu = m$. The energy correction due to the second term in (12.12) is

$$\Delta\varepsilon_{relat} = -\frac{1}{8m^3c^2} \int d\mathbf{r} \psi^* \hat{Q}^4 \psi \quad (12.21)$$

If ψ_ε is an eigenfunction of H with eigenvalue ε , then⁹

$$\hat{Q}^4 \psi_\varepsilon = \hat{Q}^2 \hat{Q}^2 \psi_\varepsilon$$

⁸For example, we see that the last term in (12.12) - which is Darwin's magnetic electron-proton potential - is negligibly small in this approximation.

⁹Here we used (12.18) and (B.2).

$$\begin{aligned}
&= 2m\hat{Q}^2 \left(\varepsilon + \frac{e^2}{4\pi r} \right) \psi_\varepsilon \\
&= -2m\hbar^2 \frac{\partial}{\partial \mathbf{r}} \left[\varepsilon \frac{\partial \psi_\varepsilon}{\partial \mathbf{r}} + \frac{\partial}{\partial \mathbf{r}} \left(\frac{e^2}{4\pi r} \psi_\varepsilon \right) \right] \\
&= -2m\hbar^2 \left[\varepsilon \frac{\partial^2 \psi_\varepsilon}{\partial \mathbf{r}^2} + \frac{e^2}{4\pi} \left(\frac{\partial^2}{\partial \mathbf{r}^2} \frac{1}{r} \right) \psi_\varepsilon + \frac{e^2}{2\pi} \left(\frac{\partial}{\partial \mathbf{r}} \frac{1}{r} \cdot \frac{\partial \psi_\varepsilon}{\partial \mathbf{r}} \right) + \frac{e^2}{4\pi r} \frac{\partial^2 \psi_\varepsilon}{\partial \mathbf{r}^2} \right] \\
&= -2m\hbar^2 \left[-\frac{2m}{\hbar^2} \left(\varepsilon + \frac{e^2}{4\pi r} \right)^2 \psi_\varepsilon - e^2 \delta(\mathbf{r}) \psi_\varepsilon + \frac{e^2}{2\pi} \left(\frac{\partial}{\partial \mathbf{r}} \frac{1}{r} \cdot \frac{\partial \psi_\varepsilon}{\partial \mathbf{r}} \right) \right]
\end{aligned}$$

Using expression for the gradient in spherical coordinates¹⁰

$$\frac{\partial f(r, \theta, \phi)}{\partial \mathbf{r}} = \frac{\partial f}{\partial r} \hat{\mathbf{r}} + \frac{\hat{\theta}}{r \sin \phi} \frac{\partial f}{\partial \theta} + \frac{\hat{\phi}}{r} \frac{\partial f}{\partial \phi}$$

and inserting the resulting expression for $\hat{Q}^4 \psi_\varepsilon$ in (12.21) we obtain

$$\Delta \varepsilon_{relat} = \frac{\hbar^2}{4m^2 c^2} \int d\mathbf{r} \psi_\varepsilon^* \left[-\frac{2m}{\hbar^2} \left(\varepsilon + \frac{e^2}{4\pi r} \right)^2 \psi_\varepsilon - e^2 \delta(\mathbf{r}) \psi_\varepsilon - \frac{e^2}{2\pi r^2} \frac{\partial \psi_\varepsilon}{\partial r} \right]$$

The last term in square brackets can be evaluated as¹¹

$$\begin{aligned}
&-\frac{e^2}{2\pi} \int d\mathbf{r} \psi_\varepsilon^* \frac{1}{r^2} \frac{\partial \psi_\varepsilon}{\partial r} = -\frac{e^2}{2\pi} \int_0^{2\pi} d\phi \int_0^\pi \sin \theta d\theta \int_0^\infty dr \psi_\varepsilon^* \frac{\partial \psi_\varepsilon}{\partial r} \\
&= -\frac{e^2}{4\pi} \int_0^{2\pi} d\phi \int_0^\pi \sin \theta d\theta \int_0^\infty dr \frac{\partial |\psi_\varepsilon|^2}{\partial r} = \frac{e^2}{4\pi} \int_0^{2\pi} d\phi \int_0^\pi \sin \theta d\theta |\psi_\varepsilon(0)|^2 \\
&= e^2 |\psi_\varepsilon(0)|^2 \tag{12.22}
\end{aligned}$$

The second term in square brackets is

$$-e^2 \int d\mathbf{r} \psi_\varepsilon^* \delta(\mathbf{r}) \psi_\varepsilon = -e^2 |\psi_\varepsilon(0)|^2$$

¹⁰Here $\hat{\mathbf{r}} \equiv \mathbf{r}/r$, $\hat{\theta}$, $\hat{\phi}$ are unit vectors directed along directions of growth of the corresponding coordinates.

¹¹we take into account that $\psi_\varepsilon(r, \theta, \phi) \rightarrow 0$ as $r \rightarrow \infty$

so it cancels with (12.22) and

$$\begin{aligned}\Delta\varepsilon_{relat} &= -\frac{1}{2mc^2} \int d\mathbf{r} \psi_\varepsilon^* \left(\varepsilon^2 + \frac{e^2\varepsilon}{2\pi r} + \frac{e^4}{16\pi^2 r^2} \right) \psi_\varepsilon \\ &= -\frac{1}{2mc^2} \left(\varepsilon^2 + \frac{e^2\varepsilon}{2\pi} \langle r^{-1} \rangle + \frac{e^4}{16\pi^2} \langle r^{-2} \rangle \right)\end{aligned}$$

Energy correction due to the third term in (12.12) is

$$\Delta\varepsilon_{contact} = \frac{e^2\hbar^2}{8m^2c^2} \int d\mathbf{r} \delta(\mathbf{r}) |\psi_\varepsilon(\mathbf{r})|^2 = \frac{e^2\hbar^2}{8m^2c^2} |\psi_\varepsilon(0)|^2 \quad (12.23)$$

Using data from Tables 12.1 and 12.2 we obtain orbital energy corrections for individual states ψ_{nlm} as shown in the 2nd and 3rd rows of Table 12.3.

Table 12.3: 2nd order perturbative relativistic energy corrections to low-lying states of the hydrogen atom.

	$1S^{1/2}$	$2S^{1/2}$	$2P^{1/2}$	$2P^{3/2}$
non-relativistic energy (12.19)	$-\frac{mc^2\alpha^2}{2}$	$-\frac{mc^2\alpha^2}{8}$	$-\frac{mc^2\alpha^2}{8}$	$-\frac{mc^2\alpha^2}{8}$
Energy corrections:				
relativistic (12.21) $-\frac{1}{8m^3c^2} \langle Q^4 \rangle$	$-\frac{5mc^2\alpha^4}{8}$	$-\frac{13mc^2\alpha^4}{128}$	$-\frac{7mc^2\alpha^4}{384}$	$-\frac{7mc^2\alpha^4}{384}$
contact (12.23) $\frac{e^2\hbar^2}{8m^2c^2} \langle \delta(\mathbf{r}) \rangle$	$\frac{mc^2\alpha^4}{2}$	$\frac{mc^2\alpha^4}{16}$	0	0
spin-orbit (12.24) $\frac{e^2}{8\pi m^2 c^2} \langle \frac{\mathbf{L} \cdot \mathbf{S}_{el}}{r^3} \rangle$	0	0	$-\frac{mc^2\alpha^4}{48}$	$\frac{mc^2\alpha^4}{48}$
Total correction	$-\frac{mc^2\alpha^4}{8}$	$-\frac{5mc^2\alpha^4}{128}$	$-\frac{5mc^2\alpha^4}{128}$	$\frac{mc^2\alpha^4}{384}$

12.2.3 Relativistic energy corrections (spin-orbital)

Let us now consider the effect of the spin-orbit interaction (12.14)

$$\hat{V}_{spin-orbit} \approx \frac{e^2[\mathbf{r} \times \hat{\mathbf{q}}] \cdot \hat{\mathbf{S}}_{el}}{8\pi m^2 c^2 r^3} = \frac{e^2 \mathbf{L} \cdot \hat{\mathbf{S}}_{el}}{8\pi m^2 c^2 r^3} \quad (12.24)$$

where $\mathbf{L} = [\mathbf{r} \times \hat{\mathbf{Q}}]$ is the orbital angular momentum of the atom. This interaction does not act on states with $l = 0$, which are eigenvectors of the orbital angular momentum operator L^2 with eigenvalue 0. So, we need to consider only $2P$ -states, where $l = 1$.

Totally, there are 6 different substates in $2P$: those with different combinations of $l = -1, 0, 1$ and $s = -1/2, 1/2$. In these substates the total angular momentum¹² $\mathbf{J} = \mathbf{L} + \mathbf{S}_{el}$ can be either $j\hbar = (1 - (1/2))\hbar = \hbar/2$ or $j\hbar = (1 + (1/2))\hbar = 3\hbar/2$. So, the 6 substates separate into two groups. One group of two states corresponds to $j = 1/2$. It is denoted by $2P^{1/2}$. The other group of four states corresponds to $j = 3/2$ and is denoted by $2P^{3/2}$. The non-perturbed Hamiltonian

$$H_{e-p} = \frac{Q^2}{2m} - \frac{e^2}{4\pi r} \quad (12.25)$$

commutes with the orbital angular momentum operator \mathbf{L} , with the electron spin operator \mathbf{S}_{el} and with the total angular momentum operator \mathbf{J} . So, all six substates are degenerate with respect to (12.25).

On the other hand, the total Hamiltonian (12.10) commutes only with the total angular momentum \mathbf{J} and it does not commute with \mathbf{L} and \mathbf{S}_{el} separately. Therefore, the total energies of the two groups $2P^{1/2}$ and $2P^{3/2}$ may be different. Let us demonstrate the effect of perturbation (12.24) on the state $2P^{1/2}$. We use formula

$$J^2 = (\mathbf{L} + \mathbf{S}_{el})^2 = L^2 + S_{el}^2 + 2(\mathbf{L} \cdot \mathbf{S}_{el})$$

Then

$$\begin{aligned} J^2 \psi_{2P^{1/2}} &= \hbar^2 j(j+1) \psi_{2P^{1/2}} = 3/4 \hbar^2 \psi_{2P^{1/2}} \\ L^2 \psi_{2P^{1/2}} &= \hbar^2 l(l+1) \psi_{2P^{1/2}} = 2\hbar^2 \psi_{2P^{1/2}} \\ S_{el}^2 \psi_{2P^{1/2}} &= \hbar^2 s(s+1) \psi_{2P^{1/2}} = 3/4 \hbar^2 \psi_{2P^{1/2}} \\ (\mathbf{L} \cdot \mathbf{S}_{el}) \psi_{2P^{1/2}} &= \frac{(J^2 - L^2 - S_{el}^2)}{2} \psi_{2P^{1/2}} = \frac{(3/4 - 2 - 3/4)\hbar^2}{2} \psi_{2P^{1/2}} \\ &= -\hbar^2 \psi_{2P^{1/2}} \\ \Delta \varepsilon_{spin-orbit}(2P^{1/2}) &= -\frac{e^2 \hbar^2}{8\pi m^2 c^2} \langle r^{-3} \rangle = -\frac{mc^2 \alpha^4}{48} \end{aligned}$$

¹²Here we ignore the proton's spin \mathbf{S}_{pr} whose contribution to the energy can be ignored in our approximation.

A similar calculation gives us the spin-orbit correction to the energy of $2P^{3/2}$

$$\Delta\varepsilon_{spin-orbit}(2P^{3/2}) = \frac{mc^2\alpha^4}{48}$$

One can see from Table 12.3 that the total 2nd order energy corrections to states $2S^{1/2}$ and $2P^{1/2}$ are the same. So, these two states remain degenerate in our approximation

$$\varepsilon(2S^{1/2}) - \varepsilon(2P^{1/2}) = 0 \quad (12.26)$$

In chapter 14 we will take into account higher perturbation orders of the dressed theory and find a small energy gap between the $2S^{1/2}$ and $2P^{1/2}$ levels, which is known as the *Lamb shift*.

The description of the hydrogen atom presented here is by no means new or original. Similar calculations can be found in many textbooks on quantum mechanics. However, these textbook calculations always assume the Coulomb potential $-e^2/(4\pi r)$ between the proton and the electron as given, and this assumption is never properly justified. Usually, the introduction of the Coulomb potential is explained by a reference to classical electrodynamics, but we do not want to base our fundamental relativistic quantum theory on such a shaky foundation as classical Maxwell's theory. Unfortunately, the interaction between the two charges cannot be extracted from the basic formalism of QED as well. It is impossible to recognize traces of the Coulomb potential among components¹³ of the QED field-based interaction operator (10.44).

The true value of the dressed particle approach presented here is that it shows a clear and rigorous path from the abstract and divergent QED Hamiltonian to the intuitive and physically transparent picture of particles interacting via familiar action-at-a-distance forces.

¹³some of them even divergent

Chapter 13

DECAYS

Many things are incomprehensible to us not because our comprehension is weak, but because those things are not within the frames of our comprehension.

Kozma Prutkov

Our formulation of quantum theory in the Fock space with undetermined particle numbers gives us an opportunity to describe not just inter-particle interactions, but also processes of particle creation and absorption. The simplest example of such a process is the decay of an unstable particle. This is the topic of the present chapter.

Unstable particles are interesting for several reasons. First, an unstable particle is a rare example of a quantum interacting system whose time evolution can be observed relatively easily. This time evolution is especially simple, because in many cases it can be described by just one parameter - the non-decay probability $\omega(t)$. Second, a rigorous description of the decay is possible in a small portion of the Fock space that contains only states of the particle and its decay products, so a rather accurate solution of this time-dependent problem can be obtained in a closed form.

In sections 13.1 - 13.2 we will discuss the decay law of an unstable system at rest. Most of this material is rather traditional. Less familiar ideas will be presented in the last two sections of this chapter. In section 13.3 we will be interested in the decay law observed from a moving reference frame. In

section 13.4 we are going to show that the famous Einstein's time dilation formula is not exactly applicable to such decays.

13.1 Unstable system at rest

In this section we will pursue two goals. The first goal is to provide a preliminary material for our discussion of decays of moving particles in sections 13.3 and 13.4. The second goal is to derive a beautiful result, due to Breit and Wigner, which explains why the time dependence of particle decays is (almost) always exponential.

13.1.1 Quantum mechanics of particle decays

The decay of unstable particles is described mathematically by the *non-decay probability* which has the following definition. Suppose that we have a piece of radioactive material with N unstable nuclei prepared simultaneously at time $t = 0$ and denote $N_u(t)$ the number of nuclei that remain undecayed at time $t > 0$. So, at each time point the piece of radioactive material can be characterized by the ratio $N_u(t)/N$.

In the spirit of quantum mechanics, we will treat N unstable nuclei or particles as an ensemble of identically prepared systems and consider the ratio $N_u(t)/N$ as a property of a single particle – the probability of finding this particle in the undecayed state. Then the non-decay probability $\omega(t)$ is defined as a large N limit

$$\omega(t) = \lim_{N \rightarrow \infty} N_u(t)/N \quad (13.1)$$

Function $\omega(t)$ will be called the *decay law* of the particle.

Let us now turn to the description of an isolated unstable system from the point of view of quantum theory. We will consider a model theory with three particles a , b , and c , so that particle a is massive and unstable. In order to simplify calculations and avoid being distracted by issues that are not relevant to the problem at hand we assume that particle a is spinless and has only one decay channel. The *decay products* b and c are assumed to be stable, and their masses satisfy the inequality

$$m_a > m_b + m_c \quad (13.2)$$

which makes the decay $a \rightarrow b+c$ energetically possible. Decays of elementary particles are forbidden in quantum electrodynamics, because, as we discussed in subsection 8.2.4, there are no decay type interactions¹ in the Hamiltonian of QED. So, our analysis in this chapter is more relevant to decays governed by weak nuclear interactions. However, even in QED decays may occur in compound systems, e.g., in the hydrogen atom. In section 14.1 we will consider a specific example in which a and b are stationary states of the atom ($0 < m_b < m_a$) and c is the photon ($m_c = 0$). Most result from the present chapter will be applicable there without modifications.

Observations performed on the unstable system may result in only two basic outcomes. One can find either a non-decayed particle a intact or its decay products $b+c$. Thus it is appropriate to describe states of this system in just two sectors of the Fock space²

$$\mathcal{H} = \mathcal{H}_a \oplus \mathcal{H}_{bc} \quad (13.3)$$

where \mathcal{H}_a is the subspace of states of the unstable particle a and $\mathcal{H}_{bc} \equiv \mathcal{H}_b \otimes \mathcal{H}_c$ is the orthogonal subspace of the decay products.

Now we can introduce a Hermitian operator T that corresponds to the experimental proposition “particle a exists.” The operator T can be fully defined by its eigensubspaces and eigenvalues. When a measurement performed on the unstable system finds it in a state corresponding to the particle a , then the value of T is 1. When the decay products $b+c$ are observed, the value of T is 0. Apparently, T is the projection operator on the subspace \mathcal{H}_a . For each normalized state vector $|\Phi\rangle \in \mathcal{H}$, the probability of finding the unstable particle a is given by the expectation value of this projection

$$\omega = \langle \Phi | T | \Phi \rangle \quad (13.4)$$

Alternatively, one can say that ω is a square of the norm of the projection $T|\Phi\rangle$

¹like (13.7)

²In principle, a rigorous description of systems involving these three types of particles must be formulated in the full *Fock space* where particle numbers N_a, N_b , and N_c are allowed to take any values from zero to infinity. However, in most cases the interaction between decay products b and c in the final state can be ignored. Creation of additional particles due to this interaction can be ignored too. So, limiting our attention only to the Fock subspace (13.3) is a reasonable approximation.

$$\omega = \langle \Phi | TT | \Phi \rangle = \|T|\Phi\rangle\|^2 \quad (13.5)$$

where we used property $T^2 = T$ from Theorem G.1.

Any vector $|\Psi\rangle \in \mathcal{H}_a$ describes a state in which the unstable particle a is found with 100% certainty. We will assume that the unstable system was prepared in such a state $|\Psi(0)\rangle$ at time $t = 0$

$$\omega(0) = \langle \Psi(0) | T | \Psi(0) \rangle = 1 \quad (13.6)$$

To study the time evolution (= decay) of this state, we need to know the full Hamiltonian $H = H_0 + V$ in the Hilbert space \mathcal{H} . The non-interacting part H_0 can be easily constructed by usual rules from subsection 8.1.8

For the interaction part we choose the simplest operator of the decay type (8.50) that can be responsible for the process $a \rightarrow b + c$ is³

$$V = \int d\mathbf{p}d\mathbf{q} \left(G(\mathbf{p}, \mathbf{q}) a_{\mathbf{p}+\mathbf{q}}^\dagger b_{\mathbf{p}} c_{\mathbf{q}} + G^*(\mathbf{p}, \mathbf{q}) b_{\mathbf{p}}^\dagger c_{\mathbf{q}}^\dagger a_{\mathbf{p}+\mathbf{q}} \right) \quad (13.7)$$

As expected, the interaction operator (13.7) leaves invariant the sector $\mathcal{H} = \mathcal{H}_a \oplus \mathcal{H}_{bc}$ of the total Fock space.

Then the time evolution of the initial state $|\Psi(0)\rangle$ is given by formula (5.49)⁴

$$|\Psi(t)\rangle = e^{-\frac{i}{\hbar}Ht} |\Psi(0)\rangle \quad (13.8)$$

and the decay law is

$$\omega(t) = \langle \Psi(0) | e^{\frac{i}{\hbar}Ht} T e^{-\frac{i}{\hbar}Ht} | \Psi(0) \rangle \quad (13.9)$$

³Note that in order to have a Hermitian Hamiltonian we need to include in the interaction both the term $b^\dagger c^\dagger a$ responsible for the decay and the term $a^\dagger bc$ responsible for the inverse process $b + c \rightarrow a$. Due to the relation (13.2), these two terms have non-empty energy shells, so, according to our classification in subsection 8.2.4, they belong to the “decay” type.

⁴In this chapter we are working in the Schrödinger picture.

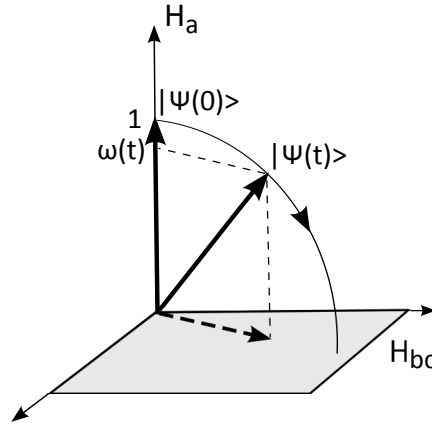


Figure 13.1: Time evolution of the state vector of an unstable system.

It is clear that our Hamiltonian H does not commute with the projection operator T

$$[H, T] \neq 0 \quad (13.10)$$

Therefore, the subspace \mathcal{H}_a of states of the particle a is not invariant with respect to time translations, so that the decay law (13.9) is a nontrivial function of time.

Now we can suggest a schematic visual representation of the decay process in the Hilbert space. In Fig. 13.1 we show the full Hilbert space $\mathcal{H}_a \oplus \mathcal{H}_{bc}$ as a sum of two orthogonal subspaces \mathcal{H}_a and \mathcal{H}_{bc} . We assume that the initial normalized state vector $|\Psi(0)\rangle$ at time $t = 0$ lies entirely in the subspace \mathcal{H}_a . So that the non-decay probability $\omega(0)$ is equal to 1 as in equation (13.6). At later times $t > 0$ the state vector $|\Psi(t)\rangle = e^{-\frac{i}{\hbar}Ht}|\Psi(0)\rangle$ develops a component⁵ lying in the subspace of decay products \mathcal{H}_{bc} . As we will see later, in our model the state vector gradually moves from the subspace of unstable particle \mathcal{H}_a to the subspace of decay products \mathcal{H}_{bc} , so that the non-decay probability $\omega(t)$ decreases with time monotonically, while the probability $(1 - \omega(t))$ of finding the decay products grows. Moreover, we are going to see that under very broad range of conditions, the decay law takes the universal exponential form $\omega(t) \approx e^{-\Gamma t}$, where the decay rate Γ is controlled by the strength of the decay interaction V .

⁵shown by a broken-line arrow in the figure

Before calculating the decay law (13.9) we will need to do some preparatory work first. In subsections 13.1.2 - 13.1.4 we are going to construct two useful bases. One is the basis $|\mathbf{p}\rangle$ of eigenvectors of the total momentum operator \mathbf{P}_0 in \mathcal{H}_a . Another one is the basis $|\mathbf{p}, m\rangle$ of common eigenvectors of \mathbf{P}_0 and the interacting mass operator $M = \sqrt{H^2 - P_0^2 c^2}/c^2$ in \mathcal{H} .

13.1.2 Non-interacting representation of the Poincaré group

Let us first consider a simple case when the interaction responsible for the decay is “turned off,” e.g., by setting $G(\mathbf{p}, \mathbf{q})$ in (13.7). This means that dynamics of the system is governed by the *non-interacting* representation of the Poincaré group U_g^0 in \mathcal{H} .⁶ This representation is constructed in accordance with the structure of the Hilbert space (13.3) as

$$U_g^0 \equiv U_g^a \oplus (U_g^b \otimes U_g^c) \quad (13.11)$$

where U_g^a , U_g^b , and U_g^c are unitary irreducible representations of the Poincaré group corresponding to the particles a , b , and c , respectively. Generators of this representation will be denoted by \mathbf{P}_0 , \mathbf{J}_0 , H_0 , and \mathbf{K}_0 . According to (13.2), the operator of the non-interacting *mass*

$$M_0 = +\frac{1}{c^2} \sqrt{H_0^2 - P_0^2 c^2}$$

has a continuous spectrum in the interval $[m_b + m_c, \infty)$ and a discrete point m_a embedded in this interval.

From definition (13.11) it is clear that the subspaces \mathcal{H}_a and \mathcal{H}_{bc} are separately invariant with respect to U_g^0 . Moreover, the projection operator T commutes with non-interacting generators

$$[T, \mathbf{P}_0] = [T, \mathbf{J}_0] = [T, \mathbf{K}_0] = [T, H_0] = 0 \quad (13.12)$$

Exactly as we did in subsection 5.1.2, we can use the non-interacting representation U_g^0 to build a basis $|\mathbf{p}\rangle$ of eigenvectors of the momentum operator

⁶see subsection 8.1.2

\mathbf{P}_0 in the subspace \mathcal{H}_a . Then any state $|\Psi\rangle \in \mathcal{H}_a$ can be represented by a linear combination of these basis vectors

$$|\Psi\rangle = \int d\mathbf{p} \psi(\mathbf{p}) |\mathbf{p}\rangle \quad (13.13)$$

and the projection operator T can be written as *compare with equation (5.20)*

$$T = \int d\mathbf{p} |\mathbf{p}\rangle \langle \mathbf{p}| \quad (13.14)$$

13.1.3 Normalized eigenvectors of momentum

Improper basis vectors $|\mathbf{p}\rangle$ are convenient for writing arbitrary states $|\Psi\rangle \in \mathcal{H}_a$ as linear combinations (13.13). However vectors $|\mathbf{p}\rangle$ themselves are not good representatives of quantum states, because they are not normalized.⁷ For example, the momentum space “wave function” of the basis vector $|\mathbf{q}\rangle$ is a delta function

$$\psi_{\mathbf{q}}(\mathbf{p}) = \langle \mathbf{p} | \mathbf{q} \rangle = \delta(\mathbf{p} - \mathbf{q}) \quad (13.15)$$

and the corresponding “probability” of finding the particle is infinite

$$\int d\mathbf{p} |\psi_{\mathbf{q}}(\mathbf{p})|^2 = \int d\mathbf{p} |\delta(\mathbf{p} - \mathbf{q})|^2 = \infty$$

Therefore, improper states like $|\mathbf{q}\rangle$ cannot be used in formula (13.4) for calculating the decay law of states with definite (or almost definite) momentum \mathbf{p}_0 . For such calculations we should use other (proper) state vectors $|\mathbf{p}_0\rangle$ whose normalized momentum-space wave functions are sharply localized near \mathbf{p}_0 . In order to satisfy the normalization condition

$$\int d\mathbf{p} |\psi(\mathbf{p})|^2 = 1$$

⁷see subsection 5.2.1

the wave function of $|\mathbf{p}_0\rangle$ may be formally represented as a square root of the Dirac's delta function⁸

$$\psi_{\mathbf{p}_0}(\mathbf{p}) = \sqrt{\delta(\mathbf{p} - \mathbf{p}_0)} \quad (13.16)$$

13.1.4 Interacting representation of the Poincaré group

In order to study dynamics of the unstable system we need to define an interacting unitary representation of the Poincaré group in the Hilbert space \mathcal{H} . This representation will allow us to relate results of measurements in different reference frames. In this section we will take the point of view of the observer at rest. We will discuss particle decay from the point of view of a moving observer in sections 13.3 and 13.4.

Let us now “turn on” the interaction (13.7) responsible for the decay and discuss the interacting representation U_g of the Poincaré group in \mathcal{H} with generators \mathbf{P} , \mathbf{J} , \mathbf{K} , and H . As usual, we prefer to work in the Dirac's instant form of dynamics. Then the generators of space translations and rotations are interaction-free

$$\begin{aligned} \mathbf{P} &= \mathbf{P}_0 \\ \mathbf{J} &= \mathbf{J}_0 \end{aligned}$$

while generators of time translations (the Hamiltonian H) and boosts contain interaction-dependent terms

$$\begin{aligned} H &= H_0 + V \\ \mathbf{K} &= \mathbf{K}_0 + \mathbf{Z} \end{aligned}$$

We will further assume that the interacting representation U_g belongs to the Bakamjian-Thomas form of dynamics⁹ in which the interacting operator of mass M commutes with the Newton-Wigner position operator (4.32)

⁸Another way to achieve the same goal would be to keep the delta-function representation (13.15) of definite-momentum states, but use (formally vanishing) normalization factors, like $N = (\int d\mathbf{p} |\psi(\mathbf{p})|^2)^{-1/2}$. Perhaps such manipulations with infinitely large and infinitely small numbers can be justified within *non-standard analysis* [Fri94].

⁹For the Bakamjian-Thomas theory see subsection 6.3.2. The possibilities for the decay interaction to be in other forms of dynamics will be discussed in subsection 13.4.3.

$$\begin{aligned} M &\equiv c^{-2}\sqrt{H^2 - \mathbf{P}_0^2 c^2} \\ [\mathbf{R}_0, M] &= 0 \end{aligned} \quad (13.17)$$

Our next goal is to define the basis of common eigenvectors of commuting operators \mathbf{P}_0 and M in \mathcal{H} .¹⁰ These eigenvectors must satisfy conditions

$$\mathbf{P}_0|\mathbf{p}, m\rangle = \mathbf{p}|\mathbf{p}, m\rangle \quad (13.18)$$

$$M|\mathbf{p}, m\rangle = m|\mathbf{p}, m\rangle \quad (13.19)$$

They are also eigenvectors of the interacting Hamiltonian $H = \sqrt{M^2 c^4 + \mathbf{P}_0^2 c^2}$

$$H|\mathbf{p}, m\rangle = \omega_{\mathbf{p}}|\mathbf{p}, m\rangle$$

where $\omega_{\mathbf{p}} \equiv \sqrt{m^2 c^4 + c^2 p^2}$. In the zero-momentum eigensubspace of the momentum operator \mathbf{P}_0 we can introduce a basis $|\mathbf{0}, m\rangle$ of eigenvectors of the interacting mass M

$$\mathbf{P}_0|\mathbf{0}, m\rangle = \mathbf{0}$$

$$M|\mathbf{0}, m\rangle = m|\mathbf{0}, m\rangle$$

Then the basis $|\mathbf{p}, m\rangle$ in the entire Hilbert space \mathcal{H} can be built by formula¹¹

$$|\mathbf{p}, m\rangle = \sqrt{\frac{mc^2}{\omega_{\mathbf{p}}}} e^{-\frac{ie}{\hbar}\mathbf{K}\vec{\theta}} |\mathbf{0}, m\rangle$$

¹⁰In addition to these two operators, whose eigenvalues are used for labeling eigenvectors $|\mathbf{p}, m\rangle$, there are other independent operators in the mutually commuting set containing \mathbf{P}_0 and M . These are, for example, the operators of the square of the total angular momentum J_0^2 and the projection of \mathbf{J}_0 on the z -axis J_{0z} . Therefore a unique characterization of any basis vector requires specification of all corresponding quantum numbers as $|\mathbf{p}, m, j^2, j_z, \dots\rangle$. However these additional quantum numbers are not relevant for our discussion, and we omit them.

¹¹Compare with (5.5) and (5.27). Here \mathbf{K} is the interacting boost operator whose explicit form will not be required in our derivation.

where vector $\vec{\theta}$ is related to momentum by formula $\mathbf{p} = mc\vec{\theta}^{-1} \sinh \theta$. These improper eigenvectors are normalized to delta functions

$$\langle \mathbf{q}, m | \mathbf{p}, m' \rangle = \delta(\mathbf{q} - \mathbf{p}) \delta(m - m') \quad (13.20)$$

The actions of inertial transformations on these states are found by the same method as in section 5.1. In particular, for boosts along the x -axis and for time translations we obtain¹²

$$e^{-\frac{ic}{\hbar} K_x \theta} | \mathbf{p}, m \rangle = \sqrt{\frac{\omega_{\Lambda \mathbf{p}}}{\omega_{\mathbf{p}}}} | \Lambda \mathbf{p}, m \rangle \quad (13.21)$$

$$e^{\frac{i}{\hbar} H t} | \mathbf{p}, m \rangle = e^{\frac{i}{\hbar} \omega_{\mathbf{p}} t} | \mathbf{p}, m \rangle \quad (13.22)$$

$$\Lambda \mathbf{p} = \left(p_x \cosh \theta + \frac{\omega_{\mathbf{p}}}{c} \sinh \theta, p_y, p_z \right) \quad (13.23)$$

Next we notice that due to equations (4.25) and (13.17) vectors $e^{\frac{i}{\hbar} \mathbf{R}_0 \cdot \mathbf{p}} | \mathbf{0}, m \rangle$ also satisfy eigenvector equations (13.18) - (13.19), so they must be proportional to the basis vectors $| \mathbf{p}, m \rangle$

$$e^{\frac{i}{\hbar} \mathbf{R}_0 \cdot \mathbf{p}} | \mathbf{0}, m \rangle = \gamma(\mathbf{p}, m) | \mathbf{p}, m \rangle \quad (13.24)$$

where $\gamma(\mathbf{p}, m)$ is a unimodular factor. Unlike in (5.36), we cannot conclude that $\gamma(\mathbf{p}, m) = 1$. However, if the interaction is not pathological we can assume that the factor $\gamma(\mathbf{p}, m)$ is smooth, i.e., without rapid oscillations.

Obviously, vector $| \mathbf{0} \rangle$ from the basis (5.36) can be expressed as a linear combination of zero-momentum basis vectors $| \mathbf{0}, m \rangle$, so we can write¹³

$$| \mathbf{0} \rangle = \int_{m_b + m_c}^{\infty} dm \mu(m) | \mathbf{0}, m \rangle \quad (13.25)$$

¹²compare with equation (5.28)

¹³Here we assume that interaction responsible for the decay does not change the spectrum of mass. In particular, we will neglect the possibility of existence of bound states of particles b and c , i.e., discrete eigenvalues of M below $m_b + m_c$. Then the spectrum of M (similar to the spectrum of M_0) is continuous in the interval $[m_b + m_c, \infty)$, and integration in (13.25) should be performed from $m_b + m_c$ to infinity. Note that this assumption does not hold in the example considered in subsection 13.2.2, where one discrete eigenvalue of the mass operator M appears below the threshold $m_b + m_c$, as shown in Figs. 13.2 and 13.3.

where $\mu(m)$ is yet unknown function, which depends on the choice of the interaction Hamiltonian V and satisfies equations

$$\begin{aligned}\mu(m) &= \langle \mathbf{0}, m | \mathbf{0} \rangle \\ \int_{m_b+m_c}^{\infty} dm |\mu(m)|^2 &= 1\end{aligned}\quad (13.26)$$

The physical meaning of $\mu(m)$ is the probability amplitude for finding the value m of the interacting mass M in the initial unstable state $|\mathbf{0}\rangle \in \mathcal{H}_a$. It will be referred to as the *mass distribution* of the unstable particle. We now use equations (5.36) and (13.25) to expand vectors $|\mathbf{p}\rangle \in \mathcal{H}_a$ in the basis $|\mathbf{p}, m\rangle$

$$\begin{aligned}|\mathbf{p}\rangle &= e^{\frac{i}{\hbar}\mathbf{R}_0\mathbf{p}}|\mathbf{0}\rangle = e^{\frac{i}{\hbar}\mathbf{R}_0\mathbf{p}} \int_{m_b+m_c}^{\infty} dm \mu(m) |\mathbf{0}, m\rangle \\ &= \int_{m_b+m_c}^{\infty} dm \mu(m) \gamma(\mathbf{p}, m) |\mathbf{p}, m\rangle\end{aligned}\quad (13.27)$$

Then any state vector from the subspace \mathcal{H}_a can be written as

$$|\Psi\rangle = \int d\mathbf{p} \psi(\mathbf{p}) |\mathbf{p}\rangle \quad (13.28)$$

$$= \int d\mathbf{p} \int_{m_b+m_c}^{\infty} dm \mu(m) \gamma(\mathbf{p}, m) \psi(\mathbf{p}) |\mathbf{p}, m\rangle \quad (13.29)$$

From (13.20) we also obtain a useful formula

$$\begin{aligned}\langle \mathbf{q} | \mathbf{p}, m \rangle &= \int_{m_b+m_c}^{\infty} dm' \mu^*(m') \gamma^*(\mathbf{q}, m') \langle \mathbf{q}, m' | \mathbf{p}, m \rangle \\ &= \gamma^*(\mathbf{p}, m) \mu^*(m) \delta(\mathbf{q} - \mathbf{p})\end{aligned}\quad (13.30)$$

13.1.5 Decay law

We are now fully equipped to find the time evolution of the state vector (13.28) prepared within the subspace \mathcal{H}_a at time $t = 0$. We apply equations (13.8), (13.22), and (13.27)

$$\begin{aligned}
 |\Psi(t)\rangle &= \int d\mathbf{p} \psi(\mathbf{p}) e^{-\frac{i}{\hbar} H t} |\mathbf{p}\rangle \\
 &= \int d\mathbf{p} \psi(\mathbf{p}) \int_{m_b+m_c}^{\infty} dm \mu(m) \gamma(\mathbf{p}, m) e^{-\frac{i}{\hbar} H t} |\mathbf{p}, m\rangle \\
 &= \int d\mathbf{p} \psi(\mathbf{p}) \int_{m_b+m_c}^{\infty} dm \mu(m) \gamma(\mathbf{p}, m) e^{-\frac{i}{\hbar} \omega_{\mathbf{p}} t} |\mathbf{p}, m\rangle
 \end{aligned}$$

The inner product of this vector with $|\mathbf{q}\rangle$ is found by using (13.30)

$$\begin{aligned}
 \langle \mathbf{q} | \Psi(t) \rangle &= \int d\mathbf{p} \psi(\mathbf{p}) \int_{m_b+m_c}^{\infty} dm \mu(m) \gamma(\mathbf{p}, m) e^{-\frac{i}{\hbar} \omega_{\mathbf{p}} t} \langle \mathbf{q} | \mathbf{p}, m \rangle \\
 &= \int d\mathbf{p} \psi(\mathbf{p}) \int_{m_b+m_c}^{\infty} dm |\mu(m)|^2 \gamma(\mathbf{p}, m) \gamma^*(\mathbf{p}, m) e^{-\frac{i}{\hbar} \omega_{\mathbf{p}} t} \delta(\mathbf{q} - \mathbf{p}) \\
 &= \psi(\mathbf{q}) \int_{m_b+m_c}^{\infty} dm |\mu(m)|^2 e^{-\frac{i}{\hbar} \omega_{\mathbf{q}} t} \tag{13.31}
 \end{aligned}$$

The decay law is then obtained by substituting (13.14) in equation (13.9) and using (13.31)

$$\begin{aligned}
 \omega(t) &= \int d\mathbf{q} \langle \Psi(t) | \mathbf{q} \rangle \langle \mathbf{q} | \Psi(t) \rangle = \int d\mathbf{q} |\langle \mathbf{q} | \Psi(t) \rangle|^2 \\
 &= \int d\mathbf{q} |\psi(\mathbf{q})|^2 \left| \int_{m_b+m_c}^{\infty} dm |\mu(m)|^2 e^{-\frac{i}{\hbar} \omega_{\mathbf{q}} t} \right|^2 \tag{13.32}
 \end{aligned}$$

This formula is valid for the decay law of any state $|\Psi\rangle \in \mathcal{H}_a$. In the particular case of the normalized state $|\mathbf{0}\rangle$ whose wave function $\psi(\mathbf{q})$ is well-localized in the momentum space near zero momentum, we can set approximately

$$\begin{aligned}\psi(\mathbf{q}) &\approx \sqrt{\delta(\mathbf{q})} \\ \int d\mathbf{q} |\psi(\mathbf{q})|^2 &\approx \int d\mathbf{q} \delta(\mathbf{q}) = 1\end{aligned}$$

and¹⁴

$$\omega_{|\mathbf{0}\rangle}(t) \approx \left| \int_{m_b+m_c}^{\infty} dm |\mu(m)|^2 e^{-\frac{i}{\hbar} mc^2 t} \right|^2 \quad (13.33)$$

This result demonstrates that the decay law is fully determined by the *mass distribution* $|\mu(m)|^2$. In the next section we will consider an exactly solvable decay model in which the mass distribution and the decay law can be calculated explicitly.

13.2 Breit-Wigner formula

13.2.1 Schrödinger equation

In this section we are discussing decay of a particle at rest. Therefore, it is sufficient to consider the subspace $\mathcal{H}_0 \subseteq \mathcal{H}$ of states having zero total momentum. The subspace \mathcal{H}_0 can be further decomposed into the direct sum

$$\mathcal{H}_0 = \mathcal{H}_{a\mathbf{0}} \oplus \mathcal{H}_{(bc)\mathbf{0}}$$

where¹⁵

$$\begin{aligned}\mathcal{H}_{a\mathbf{0}} &= \mathcal{H}_0 \cap \mathcal{H}_a \\ \mathcal{H}_{(bc)\mathbf{0}} &= \mathcal{H}_0 \cap (\mathcal{H}_b \otimes \mathcal{H}_c)\end{aligned}$$

¹⁴compare, for example, with equation (3.8) in [FGR78]

¹⁵Recall that symbol \cap denotes intersection of two subspaces in the Hilbert space.

$\mathcal{H}_{a\mathbf{0}}$ is, of course, the one-dimensional subspace spanning the zero-momentum vector $|\mathbf{0}\rangle$ of the particle a . In the subspace $\mathcal{H}_{(bc)\mathbf{0}}$ of decay products the total momentum is zero $\mathbf{P} = \mathbf{p}_b + \mathbf{p}_c = 0$. Then 2-particle basis states $|\vec{\rho}\rangle$ there can be labeled by eigenvectors of the relative momentum operator

$$\vec{\rho} = \mathbf{p}_b = -\mathbf{p}_c$$

and each state $|\Psi\rangle$ in $\mathcal{H}_{\mathbf{0}}$ can be written as an expansion in the above basis $(|\mathbf{0}\rangle, |\vec{\rho}\rangle)$

$$|\Psi\rangle = \xi|\mathbf{0}\rangle + \int d\vec{\rho} \zeta(\vec{\rho})|\vec{\rho}\rangle$$

The coefficients of this expansion can be represented as an infinite column vector

$$|\Psi\rangle = \begin{bmatrix} \xi \\ \zeta(\vec{\rho}_1) \\ \zeta(\vec{\rho}_2) \\ \zeta(\vec{\rho}_3) \\ \dots \end{bmatrix}$$

whose first component is a complex number $\xi \equiv \langle \mathbf{0} | \Psi \rangle$. All other components are values of the complex function $\zeta(\vec{\rho})$ at different momenta $\vec{\rho}$.¹⁶ For brevity, we will use the following notation

$$|\Psi\rangle = \begin{bmatrix} \xi \\ \zeta(\vec{\rho}) \end{bmatrix} \quad (13.34)$$

The vector $|\Psi\rangle$ should be normalized, hence its wave function satisfies the normalization condition

¹⁶These are projections of $|\Psi\rangle$ on the relative momentum eigenvectors $|\vec{\rho}\rangle$. Of course, the spectrum of $\vec{\rho}$ is continuous and, strictly speaking, cannot be represented by a set of discrete values $\vec{\rho}_i$. However, we can justify our approximation by the usual trick of placing the system in a finite box (then the momentum spectrum becomes discrete) and then taking the limit, in which the size of the box goes to infinity.

$$|\xi|^2 + \int d\vec{\rho} |\zeta(\vec{\rho})|^2 = 1 \quad (13.35)$$

The probability of finding the unstable particle in the state $|\Psi\rangle$ is

$$\omega = |\xi|^2$$

and in the initial state

$$|\mathbf{0}\rangle = \begin{bmatrix} 1 \\ 0 \end{bmatrix} \quad (13.36)$$

the unstable particle is found with 100% probability.

We can now find representations of various operators in the basis $(|\mathbf{0}\rangle, |\vec{\rho}\rangle)$. The matrix of the free Hamiltonian is diagonal

$$H_0 = \begin{bmatrix} m_a c^2 & 0 & 0 & 0 & \dots \\ 0 & \eta_{\vec{\rho}_1} c^2 & 0 & 0 & \dots \\ 0 & 0 & \eta_{\vec{\rho}_2} c^2 & 0 & \dots \\ 0 & 0 & 0 & \eta_{\vec{\rho}_3} c^2 & \dots \\ 0 & 0 & 0 & 0 & \dots \end{bmatrix} \equiv \begin{bmatrix} m_a c^2 & 0 \\ 0 & \eta_{\vec{\rho}} c^2 \end{bmatrix}$$

where

$$\eta_{\vec{\rho}} = \frac{1}{c^2} \left(\sqrt{m_b^2 c^4 + c^2 \rho^2} + \sqrt{m_c^2 c^4 + c^2 \rho^2} \right) \quad (13.37)$$

is the mass of the two-particle $(b+c)$ system expressed as a function of the relative momentum. In the subspace \mathcal{H}_0 interaction operator (13.7) takes the form

$$\begin{aligned} V &= \int d\vec{\rho} \left(G(\vec{\rho}, -\vec{\rho}) a_{\mathbf{0}}^\dagger b_{\vec{\rho}} c_{-\vec{\rho}} + G^*(\vec{\rho}, -\vec{\rho}) b_{\vec{\rho}}^\dagger c_{-\vec{\rho}}^\dagger a_{\mathbf{0}} \right) \\ &\equiv \int d\vec{\rho} \left(g(\vec{\rho}) a_{\mathbf{0}}^\dagger b_{\vec{\rho}} c_{-\vec{\rho}} + g^*(\vec{\rho}) b_{\vec{\rho}}^\dagger c_{-\vec{\rho}}^\dagger a_{\mathbf{0}} \right) \end{aligned}$$

Its matrix representation is¹⁷

$$V = \begin{bmatrix} 0 & g(\vec{\rho}_1) & g(\vec{\rho}_2) & g(\vec{\rho}_3) & \dots \\ g^*(\vec{\rho}_1) & 0 & 0 & 0 & \dots \\ g^*(\vec{\rho}_2) & 0 & 0 & 0 & \dots \\ g^*(\vec{\rho}_3) & 0 & 0 & 0 & \dots \\ \dots & 0 & 0 & 0 & \dots \end{bmatrix} \equiv \begin{bmatrix} 0 & \int d\mathbf{q}g(\mathbf{q}) \dots \\ g^*(\vec{\rho}) & 0 \end{bmatrix}$$

where $g(\vec{\rho})$ is the matrix element of the interaction operator between states $|\mathbf{0}\rangle$ and $|\vec{\rho}\rangle$

$$g(\vec{\rho}) = \langle \mathbf{0} | V | \vec{\rho} \rangle \quad (13.38)$$

Then the action of the full Hamiltonian $H = H_0 + V$ on vectors (13.34) is

$$\begin{aligned} H \begin{bmatrix} \xi \\ \zeta(\vec{\rho}) \end{bmatrix} &= \begin{bmatrix} m_a c^2 & g(\vec{\rho}_1) & g(\vec{\rho}_2) & g(\vec{\rho}_3) & \dots \\ g^*(\vec{\rho}_1) & \eta_{\vec{\rho}_1} c^2 & 0 & 0 & \dots \\ g^*(\vec{\rho}_2) & 0 & \eta_{\vec{\rho}_2} c^2 & 0 & \dots \\ g^*(\vec{\rho}_3) & 0 & 0 & \eta_{\vec{\rho}_3} c^2 & \dots \\ \dots & 0 & 0 & 0 & \dots \end{bmatrix} \begin{bmatrix} \xi \\ \zeta(\vec{\rho}_1) \\ \zeta(\vec{\rho}_2) \\ \zeta(\vec{\rho}_3) \\ \dots \end{bmatrix} \\ &= \begin{bmatrix} m_a c^2 \xi + \int d\mathbf{q}g(\mathbf{q})\zeta(\mathbf{q}) \\ g^*(\vec{\rho}_1)\xi + \eta_{\vec{\rho}_1}\zeta(\vec{\rho}_1)c^2 \\ g^*(\vec{\rho}_2)\xi + \eta_{\vec{\rho}_2}\zeta(\vec{\rho}_2)c^2 \\ g^*(\vec{\rho}_3)\xi + \eta_{\vec{\rho}_3}\zeta(\vec{\rho}_3)c^2 \\ \dots \end{bmatrix} \equiv \begin{bmatrix} m_a c^2 \xi + \int d\mathbf{q}g(\mathbf{q})\zeta(\mathbf{q}) \\ g^*(\vec{\rho})\xi + \eta_{\vec{\rho}}\zeta(\vec{\rho})c^2 \end{bmatrix} \end{aligned}$$

The next step is to find eigenvalues (which we denote mc^2) and eigenvectors

$$|\mathbf{0}, m\rangle \equiv \begin{bmatrix} \mu^*(m) \\ \zeta_m(\vec{\rho}) \end{bmatrix} \quad (13.39)$$

¹⁷Here symbol $\int d\mathbf{q}g(\mathbf{q}) \dots$ denotes a linear operator, which produces a number $\int d\mathbf{q}g(\mathbf{q})\zeta(\mathbf{q})$ when acting on an arbitrary test function $\zeta(\mathbf{q})$. The function $g(\vec{\rho})$ coincides with $G(\mathbf{p}, \mathbf{q})$ on the zero-momentum subspace $g(\vec{\rho}) \equiv G(\vec{\rho}, -\vec{\rho})$.

of the Hamiltonian H .¹⁸ This task is equivalent to the solution of the following system of linear equations:

$$m_a c^2 \mu^*(m) + \int d\mathbf{q} g(\mathbf{q}) \zeta_m(\mathbf{q}) = m c^2 \mu^*(m) \quad (13.40)$$

$$g^*(\vec{\rho}) \mu^*(m) + \eta_{\vec{\rho}} c^2 \zeta_m(\vec{\rho}) = m c^2 \zeta_m(\vec{\rho}) \quad (13.41)$$

From Equation (13.41) we obtain

$$\zeta_m(\vec{\rho}) = \frac{g^*(\vec{\rho}) \mu^*(m)}{m c^2 - \eta_{\vec{\rho}} c^2} \quad (13.42)$$

Substituting this result to (13.40), we get a non-linear equation determining the spectrum of eigenvalues m

$$m - m_a = \frac{1}{c^4} \int d\mathbf{q} \frac{|g(\mathbf{q})|^2}{m - \eta_{\mathbf{q}}} \quad (13.43)$$

To comply with the law of conservation of the angular momentum,¹⁹ the function $|g(\mathbf{q})|$ must depend only on the absolute value $q \equiv |\mathbf{q}|$ of its argument. Therefore, we can rewrite equation (13.43) in the form

$$m - m_a = F(m) \quad (13.44)$$

where

$$F(m) \equiv \int_0^\infty dq \frac{G(q)}{m - \eta_q} \quad (13.45)$$

$$G(q) \equiv \frac{4\pi q^2}{c^4} |g(q)|^2 \quad (13.46)$$

From the normalization condition (13.35)

¹⁸Note that the function $\mu(m)$ in (13.39) is the same as in (13.26). So, in order to calculate the decay law (13.33), all we need to know is $|\mu(m)|^2$.

¹⁹for a spinless particle a

$$|\mu(m)|^2 + \int d\mathbf{q} |\zeta_m(\mathbf{q})|^2 = 1 \quad (13.47)$$

and equation (13.42) we finally obtain a formula for the mass distribution

$$\begin{aligned} |\mu(m)|^2 \left(1 + \int dq \frac{G(q)}{(m - \eta_q)^2} \right) &= 1 \\ |\mu(m)|^2 &= \frac{1}{1 - F'(m)} \end{aligned} \quad (13.48)$$

where $F'(m)$ is the derivative of $F(m)$. So, in order to calculate the decay law (13.33) we just need to know the derivative of $F(m)$ at points m of the spectrum of the interacting mass operator.²⁰ The following subsection will detail such a calculation.

13.2.2 Finding function $\mu(m)$

Function $\eta_{\vec{\rho}}$ in (13.37) expresses dependence of the total mass of the two decay products on their relative momentum. This function has minimum value $\eta_0 = m_b + m_c$ at $\vec{\rho} = \mathbf{0}$ and grows to infinity with increasing ρ . Then the solution of equation (13.44) for values of m in the interval $[-\infty, m_b + m_c]$ is rather straightforward. In this region the denominator in the integrand of (13.45) does not vanish, and $F(m)$ is a well-defined continuous function which tends to zero at $m = -\infty$ and decreases monotonically as m grows. A graphical solution of equation (13.44) in the interval $[-\infty, m_b + m_c]$ can be obtained as an intersection of the line $m - m_a$ and the graph of the function $F(m)$ (point M_0 in Fig. 13.2). The corresponding value $m = M_0 < m_b + m_c$ is a discrete eigenvalue of the interacting mass operator and the corresponding eigenstate is a superposition of the unstable particle a and its decay products $b + c$.

Finding the spectrum of the interacting mass in the region $[m_b + m_c, \infty]$ is more tricky due to a singularity in the integrand of (13.45). Let us first discuss our approach qualitatively, using graphical representation in Fig. 13.3 and the discrete approximation for the spectrum of $\vec{\rho}$. Then equation (13.44) takes the form

²⁰These points are solution of the equation (13.43).

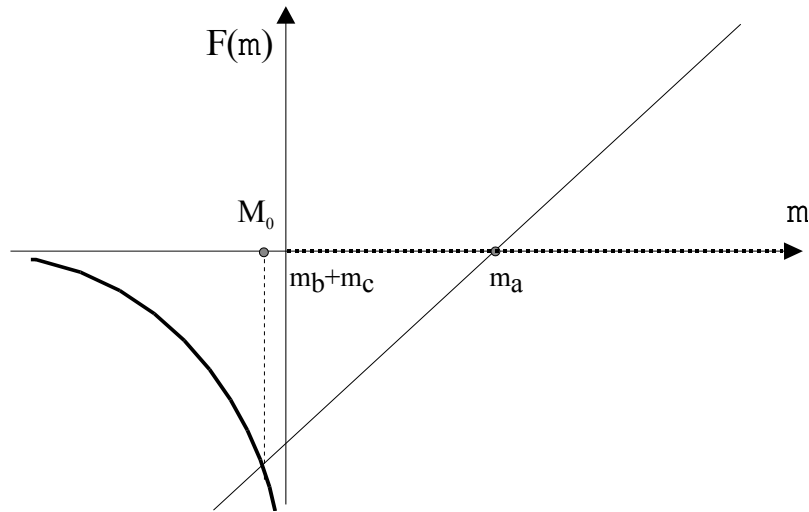


Figure 13.2: A graphical solution of equation (13.44) for $m < m_b + m_c$. The thick dashed line indicates the continuous part of the spectrum of the non-interacting mass operator. The thick full line shows function $F(m)$ at $m < m_b + m_c$.

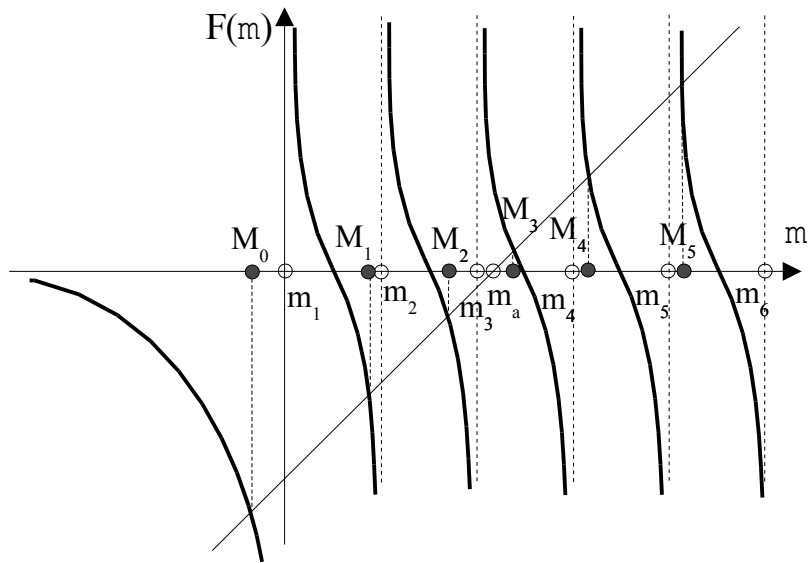


Figure 13.3: Spectra of the free (opened circles, H_0) and interacting (full circles, $H = H_0 + V$) Hamiltonians.

$$m - m_a = \frac{1}{c^2} \sum_{i=1}^{\infty} \frac{|g(\vec{\rho}_i)|^2}{m - m_i} = F(m) \quad (13.49)$$

where $m_i \equiv \eta_{\vec{\rho}_i}$ are eigenvalues of the non-interacting mass of the 2-particle system $b + c$ and the lowest eigenvalue is $m_1 = m_b + m_c$. The function on the right hand side of equation (13.49) is a superposition of functions $c^{-2}|g(\vec{\rho}_i)|^2(m - m_i)^{-1}$ for all values of $i = 1, 2, 3, \dots$. These functions have singularities at points m_i . Positions of these singularities are shown as open circles and dashed vertical lines in Fig. 13.3. The overall shape of the function $F(m)$ in this approximation is shown by the thick full line. According to equation (13.49), the spectrum of the interacting mass operator can be found at points where the line $m - m_a$ intersects with the graph $F(m)$. These points M_i are shown by full circles in Fig. 13.3. So, the derivatives required in equation (13.48) are graphically represented as slopes of the function $F(m)$ at points M_1, M_2, M_3, \dots . The difficulty is that in the continuous limit the distances between points m_i tend to zero, function $F(m)$ wildly oscillates, and its derivative tends to infinity everywhere.

To overcome this difficulty we will use the following idea [Liv47]. Let us first change the integration variable in (13.45)

$$z = \eta_{\rho}$$

so that inverse function

$$\rho = \eta^{-1}(z)$$

expresses the relative momentum ρ as a function of the total mass z of the decay products. Then denoting

$$\Gamma(z) \equiv 2\pi \frac{d\eta^{-1}(z)}{dz} G(\eta^{-1}(z)) \quad (13.50)$$

we obtain

$$\begin{aligned}
F(m) &= \int_{m_b+m_c}^{\infty} dz \frac{\Gamma(z)}{2\pi(m-z)} = \int_{m_b+m_c}^{m-\Delta} dz \frac{\Gamma(z)}{2\pi(m-z)} + \int_{m-\Delta}^{m+\Delta} dz \frac{\Gamma(z)}{2\pi(m-z)} \\
&+ \int_{m+\Delta}^{\infty} dz \frac{\Gamma(z)}{2\pi(m-z)} \tag{13.51}
\end{aligned}$$

Here we split the integration interval $[m_b + m_c, +\infty)$ into three segments. When $\Delta \rightarrow 0$, the first and third terms on the right hand side of (13.51) give the *principal value* integral (denoted by $P \int$)

$$\int_{m_b+m_c}^{m-\Delta} dz \frac{\Gamma(z)}{2\pi(m-z)} + \int_{m+\Delta}^{\infty} dz \frac{\Gamma(z)}{2\pi(m-z)} \rightarrow P \int_{m_b+m_c}^{\infty} dz \frac{\Gamma(z)}{2\pi(m-z)} \equiv \mathcal{P}(m) \tag{13.52}$$

Let us now look more closely at the second integral on the right hand side of (13.51). If Δ is sufficiently small,²¹ then function $\Gamma(z)$ may be considered constant $\Gamma(z) = \Gamma(m)$. Moreover, in our discrete approximation, the density of points m_j in the interval $[m - \Delta, m + \Delta]$ is almost constant. So, this interval can be divided into $2N$ small equal segments

$$m_j = m_0 + j \frac{\Delta}{N}$$

where $m_0 = m$, integer j runs from $-N$ to N , and the integral is represented by a *partial sum*

$$\int_{m-\Delta}^{m+\Delta} dz \frac{\Gamma(z)}{2\pi(m-z)} \approx \frac{\Gamma(m_0)}{2\pi} \int_{m-\Delta}^{m+\Delta} dz \frac{1}{m-z} \approx \frac{\Gamma(m_0)}{2\pi} \sum_{j=-N}^N \frac{\Delta/N}{m - m_0 - j \frac{\Delta}{N}} \tag{13.53}$$

²¹but still much larger than the distance between adjacent points m_j and m_{j+1}

Next we assume that $N \rightarrow \infty$ and index j runs from $-\infty$ to ∞ . Then the right hand side of equation (13.53) defines an analytical function with poles at points

$$m_j = m_0 + j \frac{\Delta}{N} \quad (13.54)$$

and with residues $\Gamma(m_0)\Delta/(2\pi N)$. As any analytical function is uniquely determined by the positions of its poles and the values of its residues, we conclude that integral (13.53) has the following representation

$$\int_{m-\Delta}^{m+\Delta} dz \frac{\Gamma(z)}{2\pi(m-z)} \approx \frac{\Gamma(m_0)}{2} \cot \left(\frac{\pi N}{\Delta} (m - m_0) \right) \quad (13.55)$$

Indeed, the cot function on the right hand side of (13.55) also has poles at points (13.54). The residues of this function are exactly as required too.²² Now we can put equations (13.52) and (13.55) together and write

$$F(m) = \mathcal{P}(m) + \frac{\Gamma(m)}{2} \cot \left(\frac{\pi N m}{\Delta} \right)$$

Then, using

$$\cot(ax)' = -a(1 + \cot^2(ax))$$

and ignoring derivatives of smooth functions $\mathcal{P}(m)$ and $\Gamma(m)$ we obtain

$$F'(m) = -\frac{\pi\Gamma(m)N}{2\Delta} (1 + \cot^2(\pi N \Delta^{-1} m)) \quad (13.56)$$

²²For example, near the point m_0 (where $j = 0$) the right hand side of (13.55) can be approximated as

$$\frac{\Gamma(m_0)}{2} \cot \left(\frac{\pi N}{\Delta} (m - m_0) \right) \approx \frac{\Gamma(m_0)\Delta/N}{2\pi(m - m_0)}$$

which agrees with (13.53).

For formula (13.48) we need values of $F'(m)$ at the discrete set of solutions of the equation

$$F(m) = m - m_a$$

At these points we can write

$$\begin{aligned} m - m_a &= \mathcal{P}(m) - \frac{\Gamma(m)}{2} \cot(\pi N \Delta^{-1} m) \\ \cot(\pi N \Delta^{-1} m) &= -\frac{2(m - m_a - \mathcal{P}(m))}{\Gamma(m)} \\ \cot^2(\pi N \Delta^{-1} m) &= \frac{4(m - m_a - \mathcal{P}(m))^2}{\Gamma^2(m)} \end{aligned}$$

Substituting this to (13.56) and (13.48) we obtain the desired result

$$\begin{aligned} F'(m) &= -\pi \frac{\Gamma(m)N}{2\Delta} \left(1 + \frac{4(m - m_a - \mathcal{P}(m))^2}{\Gamma^2(m)} \right) \\ |\mu(m)|^2 &= \frac{1}{1 + \pi\Gamma(m)N/(2\Delta) \left(1 + \frac{4(m_a + \mathcal{P}(m) - m)^2}{\Gamma^2(m)} \right)} \end{aligned} \quad (13.57)$$

$$\approx \frac{\Gamma(m)\Delta/(2\pi N)}{\Gamma^2(m)/4 + (m_a + \mathcal{P}(m) - m)^2} \quad (13.58)$$

where we neglected the unity in the denominator of (13.57) as compared to the large factor $\propto N\Delta^{-1}$. Formula (13.58) gives the probability for finding particle a at each point of the discrete spectrum M_1, M_2, M_3, \dots . This probability naturally tends to zero as the density of points $N\Delta^{-1}$ tends to infinity. However, when approaching the continuous spectrum in the limit $N \rightarrow \infty$ we do not need the probability at each spectrum point. We, actually, need the *probability density* which can be obtained by multiplying the right hand side of equation (13.58) by the number of points per unit interval $N\Delta^{-1}$. Then the mass distribution for the unstable particle takes the famous *Breit-Wigner* form

$$|\mu(m)|^2 = \frac{\Gamma(m)/(2\pi)}{\Gamma^2(m)/4 + (m_a + \mathcal{P}(m) - m)^2} \quad (13.59)$$

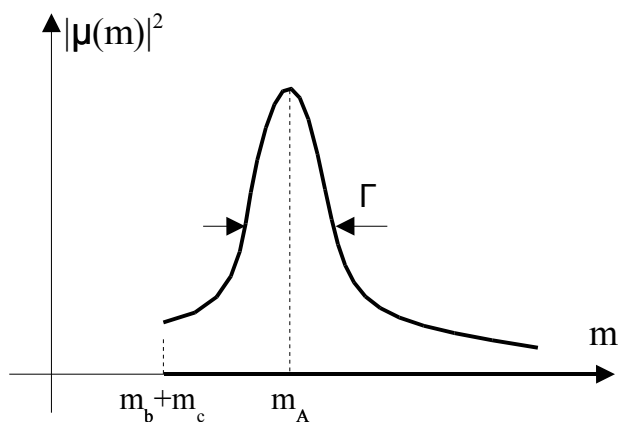


Figure 13.4: Mass distribution of a typical unstable particle.

This resonance mass distribution describes an unstable particle with the expectation value of mass²³ $m_A = m_a + \mathcal{P}(m_A)$ and the width of $\Delta m \approx \Gamma(m_A)$ (see Fig. 13.4).

For unstable systems whose decays are slow enough to be observed in time-resolved experiments, the resonance shown in Fig. 13.4 is very narrow, so that instead of functions $\Gamma(m)$ and $\mathcal{P}(m)$ we can use their values (constants) at $m = m_A$: $\Gamma \equiv \Gamma(m_A)$ and $\mathcal{P} \equiv \mathcal{P}(m_A)$. Moreover, we will assume that the instability of the particle a does not have a large effect on its mass, i.e., that $\mathcal{P} \ll m_a$ and $m_A \approx m_a$.²⁴ We also neglect a small contribution from the isolated point M_0 of the mass spectrum discussed in the beginning of this subsection. Then

$$|\mu(m)|^2 \approx \frac{\Gamma/(2\pi)}{\Gamma^2/4 + (m_a - m)^2} \quad (13.60)$$

13.2.3 Exponential decay law

To complete our discussion of the unstable system at rest we are now going to calculate its decay law and the time-dependent wave function. For the initial state vector at $t = 0$ we choose state (13.36) of the particle a . Its time dependence is described by the time evolution operator

²³the center of the resonance

²⁴This assumption is not trivial, as will be seen from subsections 14.1.5 and 14.2.3.

$$|\mathbf{0}, t\rangle = e^{-\frac{i}{\hbar}Ht}|\mathbf{0}\rangle$$

To evaluate this expression it is convenient to represent $|\mathbf{0}\rangle$ as an expansion (13.25) in the basis of eigenvectors of the Hamiltonian H . Then, using (13.39) and (13.42) we obtain

$$\begin{aligned} e^{-\frac{i}{\hbar}Ht}|\mathbf{0}\rangle &= \int_{m_b+m_c}^{\infty} dm \mu(m) e^{-\frac{i}{\hbar}Ht}|\mathbf{0}, m\rangle = \int_{m_b+m_c}^{\infty} dm \mu(m) e^{-\frac{i}{\hbar}mc^2t}|\mathbf{0}, m\rangle \\ &= \int_{m_b+m_c}^{\infty} dm e^{-\frac{i}{\hbar}mc^2t} |\mu(m)|^2 \left[g^*(\vec{\rho}) / (mc^2 - \eta_{\vec{\rho}}c^2) \right] \equiv \left[\begin{array}{c} I(t) \\ J(\vec{\rho}, t) \end{array} \right] \end{aligned} \quad (13.61)$$

The first integral $I(t)$ determines the decay law for the particle at rest. Substituting (13.60) in the integrand, we obtain

$$\omega(t) = |I(t)|^2 \approx \frac{1}{4\pi^2} \left| \int_{m_b+m_c}^{\infty} dm \frac{\Gamma e^{-\frac{i}{\hbar}mc^2t}}{\Gamma^2/4 + (m_a - m)^2} \right|^2 \quad (13.62)$$

For most unstable systems

$$\Gamma \ll m_a - (m_b + m_c) \quad (13.63)$$

so the integrand is well localized around the value $m \approx m_a$, and we can introduce further approximation by setting the lower integration limit in (13.62) to $-\infty$. Then the decay law obtains a familiar exponential form

$$\begin{aligned} \omega(t) &\approx \frac{1}{4\pi^2} \left| 2\pi e^{-\frac{i}{\hbar}m_a c^2 t} \exp\left(-\frac{\Gamma c^2 t}{2\hbar}\right) \right|^2 = \exp\left(-\frac{\Gamma c^2 t}{\hbar}\right) \\ &= \exp\left(-\frac{t}{\tau_0}\right) \end{aligned} \quad (13.64)$$

where

$$\tau_0 = \frac{\hbar}{\Gamma c^2} \quad (13.65)$$

is the *lifetime* of the unstable particle. The nondecay probability decreases from 1 to $1/e$ during the lifetime interval.

Using formulas (13.38), (13.46) and (13.50) we can also see that the *decay rate* Γ ²⁵

$$\begin{aligned} \frac{1}{\tau_0} = \frac{\Gamma c^2}{\hbar} &= \frac{2\pi c^2}{\hbar} G(\eta^{-1}(m_a)) \left. \frac{d\eta^{-1}(z)}{dz} \right|_{z=m_a} \\ &= \frac{8\pi^2 \rho^2}{c^2 \hbar} |\langle \mathbf{0} | V | \rho \rangle|^2 \left. \frac{d\eta^{-1}(z)}{dz} \right|_{z=m_a} \end{aligned} \quad (13.66)$$

is proportional to the square of the matrix element of the perturbation V the initial and final states of the system. It is also proportional to the “kinematical” factor $d\eta^{-1}(z)/dz|_{z=m_a}$, which is fully determined by the three involved masses m_a, m_b , and m_c .²⁶

The importance of formulas (13.60), (13.64), and (13.66) is that they were derived from very general assumptions. We have not used the perturbation theory. Actually, the only significant approximation was the weakness of the interaction responsible for the decay, i.e., the narrow width Γ of the resonance (13.63). This condition is satisfied for all known decays.²⁷ Therefore, the exponential decay law is expected to be universally valid. This prediction is confirmed by experiment: so far no deviations from the exponential decay law (13.64) were observed.

13.2.4 Wave function of decay products

The second integral $J(\vec{\rho}, t)$ in (13.61) describes the wave function of decay product b and c . We note that function $|\mu(m)|^2$ has poles at $m_a - i\Gamma/2$ and $m_a + i\Gamma/2$. Then

²⁵Actually, parameter Γ has the dimensionality of mass, so the true decay rate is $1/\tau_0 = \Gamma c^2/\hbar$ (Hz). The momentum ρ in (13.66) should be calculated as $\rho = \eta^{-1}(m_a)$.

²⁶See equation (13.37).

²⁷Approximation (13.63) may be not accurate for particles (or *resonances*) decaying due to strong nuclear forces. However, their lifetime is very short $\tau_0 \approx 10^{-23}$ s, so the time dependence of their decays cannot be observed experimentally.

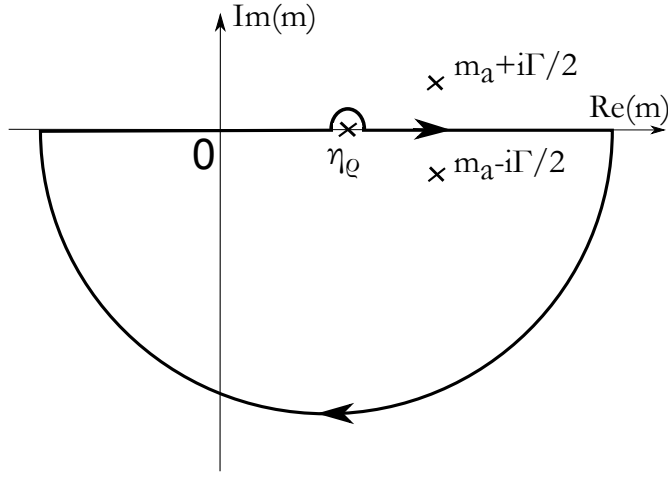


Figure 13.5: Complex plane integration contour for integral (13.67).

$$J(\vec{\rho}, t) = \frac{\Gamma g^*(\vec{\rho})}{2\pi c^2} \int_{-\infty}^{\infty} \frac{e^{-\frac{i}{\hbar} m c^2 t} dm}{(m - \eta_{\vec{\rho}})(m - m_a - i\Gamma/2)(m - m_a + i\Gamma/2)} \quad (13.67)$$

The integration contour should be closed as shown in Fig. 13.5, because then the integral along the large semi-circle in the lower half-plane can be ignored, as the factor $e^{-\frac{i}{\hbar} m c^2 t}$ tends to zero there. So we obtain

$$J(\vec{\rho}, t) = \frac{g^*(\vec{\rho})}{c^2(m_a - \eta_{\vec{\rho}} - i\Gamma/2)} \left(e^{-\frac{i}{\hbar}(m_a - i\Gamma/2)c^2 t} - \frac{i\Gamma e^{-\frac{i}{\hbar}\eta_{\vec{\rho}}c^2 t}}{2(m_a - \eta_{\vec{\rho}}) + i\Gamma} \right) \quad (13.68)$$

To be consistent with the initial condition (13.36), our solution must satisfy $J(\vec{\rho}, 0) = 0$. This is, indeed, true as within our approximations we can set $\eta_{\vec{\rho}} = m_a$ in the second term in the parentheses, so that the whole expression vanishes at $t = 0$.

The first term in the parentheses is significant only at short times comparable with the particle's lifetime τ_0 . In the limit $t \rightarrow \infty$ only the second term contributes, and we can write the wave function in the position representation (5.43)

$$J(\mathbf{r}, t) \approx -\frac{i\Gamma}{2c^2(2\pi\hbar)^{3/2}} \int d\vec{\rho} e^{\frac{i}{\hbar}\vec{\rho}\cdot\mathbf{r}} g^*(\vec{\rho}) \frac{e^{-\frac{i}{\hbar}\eta_{\vec{\rho}}c^2 t}}{(m_a - \eta_{\vec{\rho}})^2 + \Gamma^2/4} \quad (13.69)$$

where $\mathbf{r} \equiv \mathbf{r}_b - \mathbf{r}_c$ is the relative position of the two decay products, which is an observable conjugate to $\vec{\rho}$. In our model, the interaction strength $|g(\vec{\rho})|$ is spherically symmetric. We will also assume that function $g(\vec{\rho})$ is real $g^*(\vec{\rho}) = |g(\rho)|$. The largest contribution to the integral (13.69) comes from a thin spherical layer with momenta $|\vec{\rho}| \approx \rho_0$, such that $\eta_{\rho_0} \approx m_a$. We can assume that within this layer the modulus of the interaction function stays nearly constant $|g(\rho)| \approx |g(\rho_0)|$. Similarly, we can approximate equation (13.37) as

$$\begin{aligned} \eta_{\vec{\rho}} &\approx \eta_{\rho_0} + \frac{1}{c^2} \left(\frac{c^2 \rho_0}{\sqrt{m_b^2 c^4 + c^2 \rho_0^2}} + \frac{c^2 \rho_0}{\sqrt{m_c^2 c^4 + c^2 \rho_0^2}} \right) (\rho - \rho_0) \\ &= \eta_{\rho_0} + \frac{1}{c^2} (v_b + v_c) (\rho - \rho_0) \end{aligned}$$

where v_b, v_c are the average speeds with which the two decay products leave the region of their creation. With these approximations we rewrite equation (13.69)

$$J(\mathbf{r}, t) \approx \frac{C}{(2\pi\hbar)^3} \int d\vec{\rho} e^{\frac{i}{\hbar}\vec{\rho}\mathbf{r}} e^{-\frac{i}{\hbar}(v_b+v_c)\rho t} \quad (13.70)$$

where C is a constant whose value is not important to us here. Evaluating this integral in spherical coordinates we obtain

$$\begin{aligned} J(\mathbf{r}, t) &\approx \frac{2\pi C}{(2\pi\hbar)^3} \int_0^\pi \sin\theta d\theta \int_0^\infty \rho^2 d\rho e^{\frac{i}{\hbar}\rho r \cos\theta} e^{-\frac{i}{\hbar}(v_b+v_c)\rho t} \\ &\approx \frac{2\pi\hbar C}{ir(2\pi\hbar)^3} \int_{-\infty}^\infty \rho d\rho (e^{\frac{i}{\hbar}\rho r} - e^{-\frac{i}{\hbar}\rho r}) e^{-\frac{i}{\hbar}(v_b+v_c)\rho t} \\ &\propto \frac{1}{r} [\delta(r - (v_b + v_c)t) + \delta(r + (v_b + v_c)t)] \end{aligned}$$

The second delta function in square brackets can be ignored, because its argument never turns to zero as r, v_b, v_c, t are positive quantities and the limit $t \rightarrow +\infty$ is taken. Then

$$J(\mathbf{r}, t) \propto \frac{1}{r} \delta(r - (v_b + v_c)t)$$

which means that after all approximations adopted here the wave function of the decay products has the form of a spherical shell expanding around the decay point with a constant speed. The separation between two decay products changes as

$$r = (v_b + v_c)t \quad (13.71)$$

This indicates that particles b and c are not interacting in the asymptotic regime: they move apart with constant velocities, as expected.

13.3 Decay law for moving particles

Equation (13.32) is the decay law $\omega(0, t)$ observed from the reference frame O at rest. In the present section we will derive a formula for the decay law $\omega(\theta, t)$ in a moving frame O' . Particular cases of this formula relevant to unstable particles with sharply defined momenta or velocities will be considered in subsections 13.3.2 and 13.3.3, respectively.

13.3.1 General formula for the decay law

Suppose that observer O describes the initial state (at $t = 0$) by the state vector $|\Psi\rangle$. Then moving observer O' describes the same state²⁸ by the vector

$$|\Psi(\theta, 0)\rangle = e^{\frac{ic}{\hbar} K_x \theta} |\Psi\rangle$$

The time dependence of this state is

$$|\Psi(\theta, t')\rangle = e^{-\frac{i}{\hbar} H t'} e^{\frac{ic}{\hbar} K_x \theta} |\Psi\rangle \quad (13.72)$$

According to the general formula (13.5), the decay law from the point of view of O' is

²⁸at $t' = t = 0$, where t' is time measured by the observer's O' clock

$$\omega(\theta, t') = \langle \Psi(\theta, t') | T | \Psi(\theta, t') \rangle \quad (13.73)$$

$$= \|T | \Psi(\theta, t') \rangle\|^2 \quad (13.74)$$

Let us use the basis set decomposition (13.29) of the state vector $|\Psi\rangle$. Then, applying equations (13.72), (13.21), and (13.22) we obtain

$$\begin{aligned} |\Psi(\theta, t')\rangle &= \int d\mathbf{p} \psi(\mathbf{p}) e^{-\frac{i}{\hbar} H t'} e^{\frac{ic}{\hbar} K_x \theta} |\mathbf{p}\rangle \\ &= \int d\mathbf{p} \psi(\mathbf{p}) \int_{m_b+m_c}^{\infty} dm \mu(m) \gamma(\mathbf{p}, m) e^{-\frac{i}{\hbar} H t'} e^{\frac{ic}{\hbar} K_x \theta} |\mathbf{p}, m\rangle \\ &= \int d\mathbf{p} \psi(\mathbf{p}) \int_{m_b+m_c}^{\infty} dm \mu(m) \gamma(\mathbf{p}, m) e^{-\frac{i}{\hbar} \omega_{\Lambda\mathbf{p}} t'} \sqrt{\frac{\omega_{\Lambda\mathbf{p}}}{\omega_{\mathbf{p}}}} |\Lambda\mathbf{p}, m\rangle \end{aligned}$$

The inner product of this vector with $|\mathbf{q}\rangle$ can be found with the help of (13.30) and new integration variables $\mathbf{r} = \Lambda\mathbf{p}$

$$\begin{aligned} &\langle \mathbf{q} | \Psi(\theta, t') \rangle \\ &= \int d\mathbf{p} \psi(\mathbf{p}) \int_{m_b+m_c}^{\infty} dm \mu(m) \gamma(\mathbf{p}, m) e^{-\frac{i}{\hbar} \omega_{\Lambda\mathbf{p}} t'} \langle \mathbf{q} | \Lambda\mathbf{p}, m \rangle \sqrt{\frac{\omega_{\Lambda\mathbf{p}}}{\omega_{\mathbf{p}}}} \\ &= \int d\mathbf{p} \psi(\mathbf{p}) \int_{m_b+m_c}^{\infty} dm |\mu(m)|^2 \gamma(\mathbf{p}, m) \gamma^*(\Lambda\mathbf{p}, m) e^{-\frac{i}{\hbar} \omega_{\Lambda\mathbf{p}} t'} \delta(\mathbf{q} - \Lambda\mathbf{p}) \sqrt{\frac{\omega_{\Lambda\mathbf{p}}}{\omega_{\mathbf{p}}}} \\ &= \int_{m_b+m_c}^{\infty} dm \int d\mathbf{r} \frac{\omega_{\Lambda^{-1}\mathbf{r}}}{\omega_{\mathbf{r}}} \sqrt{\frac{\omega_{\mathbf{r}}}{\omega_{\Lambda^{-1}\mathbf{r}}}} \psi(\Lambda^{-1}\mathbf{r}) \gamma(\Lambda^{-1}\mathbf{r}) \gamma^*(\mathbf{r}) |\mu(m)|^2 e^{-\frac{i}{\hbar} \omega_{\mathbf{r}} t'} \delta(\mathbf{q} - \mathbf{r}) \\ &= \int_{m_b+m_c}^{\infty} dm \sqrt{\frac{\omega_{\Lambda^{-1}\mathbf{q}}}{\omega_{\mathbf{q}}}} \psi(\Lambda^{-1}\mathbf{q}) \gamma(\Lambda^{-1}\mathbf{q}, m) \gamma^*(\mathbf{q}, m) |\mu(m)|^2 e^{-\frac{i}{\hbar} \omega_{\mathbf{q}} t'} \end{aligned}$$

The non-decay probability in the reference frame O' for all values of θ and t' is then found by substituting (13.14) in equation (13.73)

$$\begin{aligned}
& \omega(\theta, t') \\
&= \int d\mathbf{q} \langle \Psi(\theta, t') | \mathbf{q} \rangle \langle \mathbf{q} | \Psi(\theta, t') \rangle = \int d\mathbf{q} |\langle \mathbf{q} | \Psi(\theta, t') \rangle|^2 \\
&= \int d\mathbf{q} \left| \int_{m_b+m_c}^{\infty} dm \sqrt{\frac{\omega_{\Lambda^{-1}\mathbf{q}}}{\omega_{\mathbf{q}}}} \psi(\Lambda^{-1}\mathbf{q}) \gamma(\Lambda^{-1}\mathbf{q}, m) \gamma^*(\mathbf{q}, m) |\mu(m)|^2 e^{-\frac{i}{\hbar} \omega_{\mathbf{q}} t'} \right|^2
\end{aligned} \tag{13.75}$$

This general formula is not very convenient for calculations. So, in the following subsections we will consider some specific situations in which (13.75) can be simplified and fully evaluated.

13.3.2 Decays of states with definite momentum

In the reference frame at rest ($\theta = 0$), formula (13.75) coincides exactly with our earlier result (13.32)

$$\omega(0, t) = \int d\mathbf{q} |\psi(\mathbf{q})|^2 \left| \int_{m_b+m_c}^{\infty} dm |\mu(m)|^2 e^{-\frac{i}{\hbar} \omega_{\mathbf{q}} t} \right|^2 \tag{13.76}$$

In section 13.1 we applied this formula to calculate the decay law of a particle with zero momentum. Here we will consider the case when the unstable particle has a non-zero momentum \mathbf{p} , i.e., the state is described by a normalized vector $|\mathbf{p}\rangle$ whose wave function is (13.16)

$$\psi(\mathbf{q}) = \sqrt{\delta(\mathbf{q} - \mathbf{p})} \tag{13.77}$$

From equation (13.76) the decay law for such a state is

$$\omega_{|\mathbf{p}\rangle}(0, t) = \left| \int_{m_b+m_c}^{\infty} dm |\mu(m)|^2 e^{-\frac{i}{\hbar} \omega_{\mathbf{p}} t} \right|^2 \tag{13.78}$$

In a number of works [Ste96, Kha97, Shi04, Urb14] it was noticed that this result disagrees with Einstein's time dilation formula (I.25). Indeed, if one interprets the state $|\mathbf{p}\rangle$ as a state of unstable particle moving with definite speed

$$v = \frac{c^2 p}{\sqrt{m_a^2 c^4 + p^2 c^2}} = c \tanh \theta$$

then the decay law (13.78) *cannot* be connected with the decay law of the particle at rest (13.33) by Einstein's formula (I.25)²⁹

$$\omega_{|\mathbf{p}\rangle}(0, t) \neq \omega_{|\mathbf{0}\rangle}(0, t / \cosh \theta) \quad (13.79)$$

This observation prompted authors of [Ste96, Kha97, Shi04] to question the applicability of special relativity to particle decays. However, at a closer inspection it appears that this result by itself does not challenge the special-relativistic time dilation (I.25) directly. Formula (13.79) is comparing decay laws of two different momentum eigenstates $|\mathbf{0}\rangle$ and $|\mathbf{p}\rangle$ viewed from the same reference frame. This is not exactly the same as (I.25) which compares observations made on the same particle from two frames of reference moving with respect to each other. If from the point of view of observer O the particle is described by the state vector $|\mathbf{0}\rangle$ which has zero momentum and zero velocity, then from the point of view of O' this particle is described by the state

$$e^{\frac{ic}{\hbar} \mathbf{K} \vec{\theta}} |\mathbf{0}\rangle \quad (13.80)$$

which is *not* an eigenstate of the momentum operator \mathbf{P}_0 . So, strictly speaking, formula (13.78) is not applicable to this state. However, it is not difficult to see that (13.80) is an eigenstate of the velocity operator [Shi06]. Indeed, taking into account that $V_x |\mathbf{0}\rangle = \mathbf{0}$ and equations (4.3) - (4.4), we obtain

$$\begin{aligned} V_x e^{\frac{ic}{\hbar} K_x \theta} |\mathbf{0}\rangle &= e^{\frac{ic}{\hbar} K_x \theta} e^{-\frac{ic}{\hbar} K_x \theta} V_x e^{\frac{ic}{\hbar} K_x \theta} |\mathbf{0}\rangle = e^{\frac{ic}{\hbar} K_x \theta} \frac{V_x - c \tanh \theta}{1 - \frac{V_x \tanh \theta}{c}} |\mathbf{0}\rangle \\ &\approx -c \tanh \theta e^{\frac{ic}{\hbar} K_x \theta} |\mathbf{0}\rangle \end{aligned} \quad (13.81)$$

²⁹In subsection 13.4.1 we will illustrate this inequality with numerical calculations.

Thus, a fair comparison with the time dilation formula (I.25) requires consideration of unstable states having definite values of velocity for both observers. This will be done in subsection 13.3.4.

13.3.3 Decay law in the moving reference frame

Before addressing the decay law seen from a moving frame, let us first introduce a few realistic approximations and simplify our general formula (13.75) a little bit. First, we may notice that in all realistic cases the initial state $|\Psi\rangle \in \mathcal{H}_a$ is not an exact eigenstate of the total momentum operator: the wave function of the unstable particle is never localized at one point in the momentum space (as was assumed, for example, in (13.77)) but has a spread (or uncertainty) of momentum $|\Delta\mathbf{p}|$ and, correspondingly, an uncertainty of position $|\Delta\mathbf{r}| \approx \hbar/|\Delta\mathbf{p}|$. Second, the state $|\Psi\rangle \in \mathcal{H}_a$ is not an eigenstate of the mass operator M . The initial state $|\Psi\rangle$ is characterized by the uncertainty of mass Γ (see Fig. 13.4) that is related to the particle's lifetime (τ_0) by formula (13.65). It is important to note that in all cases of practical interest the mentioned uncertainties are related by inequalities

$$|\Delta\mathbf{p}| \gg \Gamma c \quad (13.82)$$

$$|\Delta\mathbf{r}| \ll c\tau_0 \quad (13.83)$$

In particular, the latter inequality means that the uncertainty of position is much less than the distance passed by light during the lifetime of the particle. For example, in the case of muon $\tau_0 \approx 2.2 \cdot 10^{-6}\text{s}$ and, according to (13.83), the spread of the wave function in the position space must be much less than 600m, which is a reasonable assumption. Therefore, we can safely assume that the factor $|\mu(m)|^2$ in (13.75) has a very sharp peak near the value $m = m_a$. Then we can move the value of the smooth³⁰ function $\sqrt{\frac{\omega_{\Lambda\mathbf{q}}}{\omega_{\mathbf{q}}}}\psi(\Lambda\mathbf{q})\gamma(\Lambda\mathbf{q}, m)\gamma^*(\mathbf{q}, m)$ at $m = m_a$ outside the integral on m

$$\begin{aligned} & \omega(\theta, t') \\ & \approx \int d\mathbf{q} \left| \sqrt{\frac{\Omega_{\Lambda^{-1}\mathbf{q}}}{\Omega_{\mathbf{q}}}} \psi(\Lambda^{-1}\mathbf{q}) \gamma(\Lambda^{-1}\mathbf{q}, m_a) \gamma^*(\mathbf{q}, m_a) \right|^2 \left| \int_{m_b+m_c}^{\infty} dm |\mu(m)|^2 e^{-\frac{i}{\hbar}\omega_{\mathbf{q}}t'} \right|^2 \end{aligned}$$

³⁰see discussion after equation (13.24)

$$\begin{aligned}
&= \int d\mathbf{q} \frac{\Omega_{L^{-1}\mathbf{q}}}{\Omega_{\mathbf{q}}} |\psi(L^{-1}\mathbf{q})|^2 \left| \int_{m_b+m_c}^{\infty} dm |\mu(m)|^2 e^{-\frac{i}{\hbar} \omega_{\mathbf{q}} t'} \right|^2 \\
&= \int d\mathbf{p} |\psi(\mathbf{p})|^2 \left| \int_{m_b+m_c}^{\infty} dm |\mu(m)|^2 e^{-\frac{i}{\hbar} \omega_{L\mathbf{p}} t'} \right|^2 \tag{13.84}
\end{aligned}$$

Here $\Omega_{\mathbf{p}} = \sqrt{m_a^2 c^4 + p^2 c^2}$, $L\mathbf{p}$ is given by equation (13.23) and $L\mathbf{p} = (p_x \cosh \theta + \frac{\Omega_{\mathbf{p}}}{c} \sinh \theta, p_y, p_z)$.

13.3.4 Decays of states with definite velocity

Next we consider an initial state which has zero velocity from the point of view of observer O . The wave function of this state is localized near zero momentum $\mathbf{p} = \mathbf{0}$. So, we can set in equation (13.84)³¹

$$|\psi(\mathbf{p})|^2 \approx \delta(\mathbf{p}) \tag{13.85}$$

and obtain the decay law seen by the moving observer

$$\omega_{|\mathbf{0}\rangle}(\theta, t') \approx \left| \int_{m_b+m_c}^{\infty} dm |\mu(m)|^2 e^{-\frac{it'}{\hbar} \sqrt{m^2 c^4 + m_a^2 c^4 \sinh^2 \theta}} \right|^2 \tag{13.86}$$

If we approximately identify $m_a c \sinh \theta$ with the momentum p of the particle a from the point of view of the moving observer O' ³² then

$$\omega_{|\mathbf{0}\rangle}(\theta, t') \approx \left| \int_{m_b+m_c}^{\infty} dm |\mu(m)|^2 e^{-\frac{i}{\hbar} \omega_{\mathbf{p}} t'} \right|^2 \tag{13.87}$$

³¹As we mentioned in the preceding subsection, in reality this state is not exactly an eigenstate of momentum (velocity) $|\mathbf{0}\rangle$. However, its wave function is still much better localized in the \mathbf{p} -space than the slowly varying second factor under the integral in (13.84), so, approximation (13.85) is justified.

³²From the point of view of this observer, particle's velocity is $c \tanh \theta$.

So, in this approximation the decay law (13.87) in the frame of reference O' moving with the speed $c \tanh \theta$ takes the same form as the decay law (13.78) of a particle moving with momentum $m_a c \sinh \theta$ with respect to the stationary observer O .³³ So, the violation of the Einstein’s time dilation formula mentioned in subsection 13.3.2 is a real effect that warrants a more in-depth study. In the next section we will evaluate (13.87) numerically.

13.4 “Time dilation” in decays

In this section we will present a specific example, in which predictions of our RQD approach deviate from special relativity. In particular, we will demonstrate the approximate character of the Einstein’s “time dilation” formula (I.25) for decays of fast moving particles.

13.4.1 Numerical results

In this subsection we will calculate the difference between the accurate quantum mechanical result (13.87)³⁴ and the special-relativistic formula (I.25)

$$\omega_{|0\rangle}^{SR}(\theta, t) = \omega_{|0\rangle} \left(0, \frac{t}{\cosh \theta} \right) \quad (13.88)$$

In this calculation we assume that the mass distribution $|\mu(m)|^2$ of the unstable particle has the Breit-Wigner form³⁵

$$|\mu(m)|^2 = \begin{cases} \frac{\alpha \Gamma / 2\pi}{\Gamma^2 / 4 + (m - m_a)^2}, & \text{if } m \geq m_b + m_c \\ 0, & \text{if } m < m_b + m_c \end{cases} \quad (13.89)$$

where parameter α is a factor that ensures the normalization to unity

$$\int_{m_b + m_c}^{\infty} |\mu(m)|^2 = 1$$

³³Note the disagreement between our result and conclusions of ref. [Shi06].

³⁴For similar calculations of the decay law of fast moving particles see [Urb14].

³⁵see equation (13.60) and Fig. 13.4

The following parameters of this distribution have been chosen: The mass of the unstable particle was $m_a = 1000 \text{ MeV}/c^2$, the total mass of the decay products was $m_b + m_c = 900 \text{ MeV}/c^2$, and the width of the mass distribution was $\Gamma = 20 \text{ MeV}/c^2$. These values do not correspond to any real particle, but they are typical for strongly decaying baryon resonances.

It is convenient to measure time in units of the lifetime $\tau_0 \cosh \theta$. Denoting $\chi \equiv t/(\tau_0 \cosh \theta)$, we find that special-relativistic decay laws (13.88) for any rapidity θ are given by the same universal function $\omega^{SR}(\chi)$. This function was evaluated for values of χ in the interval from 0 to 6 with the step of 0.1. Calculations were performed by direct numerical integration of equation (13.78) using the *Mathematica* program shown below

```
gamma = 20
```

```
mass = 1000
```

```
theta = 0.0
```

```
Do[Print[(1/0.9375349) Abs[NIntegrate [gamma/(2 Pi) / (gamma^2/4 + (x
- mass)^2) Exp[ I t Sqrt [x^2 + mass^2 (Sinh [theta])^2] Cosh
[theta] / gamma], {x, 900, 1010, 1100, 300000}, MinRecursion -> 3,
MaxRecursion -> 16, PrecisionGoal -> 8, WorkingPrecision -> 18]]^2],
{t, 0.0, 6.0, 0.1}]
```

As expected, function $\omega^{SR}(\chi)$ (shown by the thick solid line in Fig. 13.6) is very close to the exponent $e^{-\chi}$.

Next we used equation (13.78)³⁶ to calculate decay laws $\omega_{|0}(\theta, \chi)$ of moving particles. These calculations were done by the same Mathematica code, only instead of $\theta = 0$ we used three values of the rapidity parameter θ (`=theta`), namely $\theta = 0.2, 1.4, \text{ and } 10.0$. These rapidities corresponded to moving frame velocities of $0.197c, 0.885c, \text{ and } 0.999999995c$, respectively. These calculations revealed important differences between accurate quantum mechanical result (13.78) and the special-relativistic approximation (13.88). These differences $\omega_{|0}(\theta, \chi) - \omega^{SR}(\chi)$ are plotted as thin lines in Fig. 13.6. Deviations from the Einstein's time dilation formula are as high as 0.3% in the example considered here. Is it possible to observe these deviations in experiments with moving unstable particles?

³⁶or, what is essentially the same, equation (13.87)

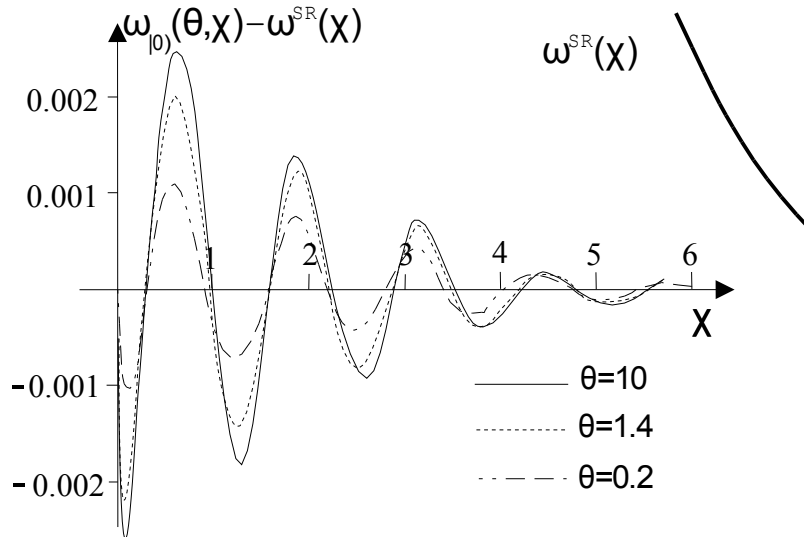


Figure 13.6: Corrections to the Einstein’s “time dilation” formula (I.25) for the decay law of unstable particle moving with the speed $v = c \tanh \theta$. Parameter χ is time measured in units of $\tau_0 \cosh \theta$.

The lifetime of the particle a considered in our example ($\tau_0 \approx 2 \times 10^{-22}$ s) is too short to be observed experimentally. Unstable baryon resonances are identified experimentally by the resonance behavior of the scattering cross-section as a function of the collision energy, rather than by direct measurements of the decay law. So, calculated corrections to the Einstein’s time dilation law have only illustrative value. However, from these data we can estimate the magnitude of corrections for particles whose time-dependent decay laws can be measured in a laboratory, e.g., for muons. Taking into account that the magnitude of corrections is roughly proportional to the ratio Γ/m_a [Ste96, Shi04] and that in our example $\Gamma/m_a = 0.02$, we can expect that for muons ($\Gamma \approx 2 \times 10^{-9} eV/c^2$, $m_a \approx 105 MeV/c^2$, $\Gamma/m_a \approx 0.02 \times 10^{-15}$) the maximum magnitude of the correction should be about 2×10^{-18} , which is much smaller than the precision of modern experiments.³⁷

Our results indicate that all physical processes³⁸ viewed from a moving reference frame do not go exactly $\cosh \theta$ slower, as special relativity would

³⁷Most accurate experiments with decaying muons confirm Einstein’s time dilation formula with the precision of only 10^{-3} [BBC⁺77, Far92].

³⁸not just particle decays considered here

predict. The exact slowdown pattern depends on the physical makeup of the process and on interactions responsible for it. For more discussions on how our RQD approach compares with special relativity and experiments see chapter 17.

13.4.2 Decays caused by boosts

Recall that in subsection 6.2.2 we discussed two classes of inertial transformations of observers - *kinematical* and *dynamical*. According to our Postulate 17.2, we are working in the instant form of Dirac's dynamics, so space translations and rotations are kinematical, while time translations and boosts are dynamical. Kinematical transformations impose only trivial changes on the external appearance of the object and do not influence its internal state. The description of kinematical space translations and rotations is a purely geometrical exercise which does not require intricate knowledge of interactions in the physical system. This conclusion is supported by observations of unstable particles: For two observers in different places or with different orientations, the non-decay probability of the particle has exactly the same value.

On the other hand, dynamical transformations depend on interaction and directly affect the internal structure of the observed system.³⁹ The dynamical effect of time translations on the unstable particle is obvious - the particle decays with time. But what about boost transformations? Does the non-decay probability depend on the observer's velocity? Special relativity answers: "No, there is no such dependence."⁴⁰ And this answer is often believed to be self-evident in discussions of relativistic effects. For example, Polishchuk writes⁴¹

Any event that is "seen" in one inertial system is "seen" in all others. For example if observer in one system "sees" an explosion on a rocket then so do all other observers. R. Polishchuk [Pol01]

Applying this statement to decaying particles, we would expect that the non-decay probability does not depend on the observer's velocity. In particular, this would mean that at time $t = 0$ we should have

³⁹see subsection 17.3.6

⁴⁰see Appendix I.4

⁴¹This assertion does not hold in our RQD theory, as illustrated in Fig. 17.3.

$$\omega(\theta, 0) = 1 \quad (13.90)$$

for all θ . Here we are going to prove that this expectation is incorrect.

Suppose that special-relativistic equation (13.90) is valid, i.e., for any $|\Psi\rangle \in \mathcal{H}_a$ and any $\theta > 0$, boost transformations of the observer keep the initial state vector within the unstable particle’s subspace

$$e^{\frac{ic}{\hbar}K_x\theta}|\Psi\rangle \in \mathcal{H}_a$$

Then the subspace \mathcal{H}_a is invariant under action of boosts $e^{\frac{ic}{\hbar}K_x\theta}$, which means that operator K_x commutes with the projection T on the subspace \mathcal{H}_a . Then from Poincaré commutator (3.57) and $[T, P_{0x}] = 0$ it follows by Jacobi identity that

$$\begin{aligned} [T, H] &= \frac{ic^2}{\hbar}[T, [K_x, P_{0x}]] = \frac{ic^2}{\hbar}[K_x, [T, P_{0x}]] - \frac{ic^2}{\hbar}[P_{0x}, [T, K_x]] \\ &= 0 \end{aligned}$$

which contradicts the fundamental property (13.10) of unstable systems. This contradiction implies that, in fact, the state $e^{\frac{ic}{\hbar}K_x\theta}|\Psi\rangle$ does not correspond to the particle a with 100% probability. This state must contain contributions from decay products even at $t = 0$

$$e^{\frac{ic}{\hbar}K_x\theta}|\Psi\rangle \notin \mathcal{H}_a \quad (13.91)$$

$$\omega(\theta, 0) < 1, \text{ for } \theta \neq 0 \quad (13.92)$$

This is the “decay caused by boost,” which means that special-relativistic equations (I.25) and (13.90) are not accurate and that boosts of the observer have a non-trivial effect on the internal state of the observed unstable system.

The presence of “decays caused by boosts” means that particle composition of systems involving unstable states is not a relativistic invariant. For example, one should be careful when making assertions like this one:

Flavor is the quantum number that distinguishes the different types of quarks and leptons. It is a Lorentz invariant quantity. For example, an electron is seen as an electron by any observer, never as a muon. C. Giunti and M. Lavender [GL]

Although this statement about the electron is correct (because the electron is a stable particle), it is not true about the muon. An unstable muon can be seen as a single particle by the observer at rest and, at the same time, it will be perceived as a group of three decay products (an electron, a neutrino ν_μ , and an antineutrino $\tilde{\nu}_e$) by a moving observer.

In spite of its fundamental importance, the effect of boosts on the non-decay probability is very small. For example, our rather accurate approximation (13.84) failed to “catch” this effect. Indeed, for $t = 0$ this formula predicted

$$\omega(\theta, 0) = \int d\mathbf{p} |\psi(\mathbf{p})|^2 \left| \int_{m_b+m_c}^{\infty} dm |\mu(m)|^2 \right|^2 = 1$$

instead of the expected $\omega(\theta, 0) < 1$.

13.4.3 Particle decays in different forms of dynamics

Throughout this section we assumed that interaction responsible for the decay belongs to the Bakamjian-Thomas instant form of dynamics. However, as we saw in subsection 6.3.5, the Bakamjian-Thomas form does not allow separable interactions, so, most likely, this is not the form preferred by nature. Therefore, it would be interesting to calculate decay laws in non-Bakamjian-Thomas instant forms of dynamics as well. Although no such calculations have been done yet, one can say with certainty that there is no form of interaction in which the special-relativistic time dilation formula (13.88) is exactly valid. This follows from the fact that in any instant form of dynamics boost operators contain interaction terms, so the “decays caused by boosts” - which contradict equation (13.88) - are always present.

What if the interaction responsible for the decay has a non-instant form? Is it possible that there is a form of dynamics in which Einstein’s time dilation formula (13.88) is exactly true? Our answer to this question is *No*. Let us consider, for example, the point form of dynamics.⁴² In this case the subspace \mathcal{H}_a of the unstable particle is invariant with respect to boosts, $[K_{0x}, T] = 0$, so there can be no boost-induced decays (13.91). However, we obtain a rather

⁴²see subsection 7.2.2

surprising relationship between decay laws of the same particle viewed from the moving reference frame $\omega(\theta, t)$ and from the frame at rest $\omega(0, t)$ ⁴³

$$\begin{aligned}
\omega(\theta, t) &= \langle \mathbf{0} | e^{-\frac{ic}{\hbar} K_{0x} \theta} e^{\frac{i}{\hbar} H t} T e^{-\frac{i}{\hbar} H t} e^{\frac{ic}{\hbar} K_{0x} \theta} | \mathbf{0} \rangle \\
&= \langle \mathbf{0} | e^{-\frac{ic}{\hbar} K_{0x} \theta} e^{\frac{i}{\hbar} H t} e^{\frac{ic}{\hbar} K_{0x} \theta} e^{-\frac{ic}{\hbar} K_{0x} \theta} T e^{\frac{ic}{\hbar} K_{0x} \theta} e^{-\frac{ic}{\hbar} K_{0x} \theta} e^{-\frac{i}{\hbar} H t} e^{\frac{ic}{\hbar} K_{0x} \theta} | \mathbf{0} \rangle \\
&= \langle \mathbf{0} | e^{-\frac{ic}{\hbar} K_{0x} \theta} e^{\frac{i}{\hbar} H t} e^{\frac{ic}{\hbar} K_{0x} \theta} T e^{-\frac{ic}{\hbar} K_{0x} \theta} e^{-\frac{i}{\hbar} H t} e^{\frac{ic}{\hbar} K_{0x} \theta} | \mathbf{0} \rangle \\
&= \langle \mathbf{0} | e^{\frac{it}{\hbar} (H \cosh \theta + c P_x \sinh \theta)} T e^{-\frac{it}{\hbar} (H \cosh \theta + c P_x \sinh \theta)} | \mathbf{0} \rangle \\
&= \langle \mathbf{0} | e^{\frac{it}{\hbar} H \cosh \theta} T e^{-\frac{it}{\hbar} H \cosh \theta} | \mathbf{0} \rangle \\
&= \omega(0, t \cosh \theta)
\end{aligned}$$

where the last equality follows from comparison with the decay law at rest (13.9). This means that the decay rate in the moving frame is $\cosh \theta$ times *faster* than in the rest frame. This is in direct contradiction with experiments.

The point form of dynamics is not acceptable for the description of decays for yet another reason. Due to the interaction-dependence of the total momentum operator (17.37), one should expect decays induced by space translations

$$e^{\frac{i}{\hbar} P_x a} |\Psi\rangle \notin \mathcal{H}_a, \text{ for } a \neq 0 \quad (13.93)$$

Translation-induced and/or rotation-induced decays are expected in all forms of dynamics (except the instant form). This contradicts our experience, which suggests that the composition of an unstable particle is not affected by these kinematical transformations. Therefore only the instant form of dynamics is appropriate for the description of particle decays. This conclusion supports our Postulate 17.2.

⁴³In this derivation we assumed that the state of the particle at rest $|\Psi\rangle$ is an eigenvector of the interacting momentum operator $\mathbf{P}|\Psi\rangle = 0$.

Chapter 14

RQD IN HIGHER ORDERS

There must be no barriers for freedom of inquiry. There is no place for dogma in science. The scientist is free and must be free to ask any question, to doubt any assertion, to seek for any evidence, to correct any errors.

J. Robert Oppenheimer

In section 11.1 we derived the 2nd order dressed particle Hamiltonian $H_0 + V_2^d$ by applying a unitary dressing transformation to the field-based Hamiltonian of QED. However, this approach is hardly applicable to higher perturbation orders because dressing requires separate processing of terms of different types (*unphys, renorm, phys*). To achieve that, instead of using the compact field representation, one needs to keep all terms expressed through creation and annihilation operators as in (8.49) - (8.50). In this representation even the original QED Hamiltonian takes rather inconvenient cumbersome form shown in Appendix L. The task of dressing transformation is further complicated by the necessity to calculate multiple commutators of these long expressions.

Fortunately, there is a much simpler approach, which leads to the same desired result for the dressed Hamiltonian H^d . This approach is based on formulas from subsection 11.1.8. Suppose, for example, that we want to find the 3rd and 4th order contributions V_3^d and V_4^d to the electron-proton dressed interaction. To do that we can use equations (11.30) - (11.31) and write

$$V_3^d \approx (\Sigma_3^c)^{ph} \quad (14.1)$$

$$V_4^d \approx (\Sigma_4^c)^{ph} - V_2^d \underline{V}_2^d \quad (14.2)$$

All terms on the right hand sides can be found relatively easily. All warnings from subsection 11.2.1 regarding the non-uniqueness of the off-energy-shell behavior of the potentials remain valid here. Indeed, according to (11.23), Σ -operators are directly related to the scattering matrix S^c

$$\underbrace{(\Sigma_3^c)^{ph}} = S_3^c \quad (14.3)$$

$$\underbrace{(\Sigma_4^c)^{ph}} = S_4^c \quad (14.4)$$

whose calculation is the primary goal of the QED formalism, as described in all textbooks. In particular, the 4th order scattering matrix S_4^c has been calculated in (10.64). The 3rd order contribution S_3^c will be found in subsection 14.1.1.

We will use formula (14.1) to calculate the 3rd order dressed interaction V_3^d in section 14.1. This interaction potential will help us to calculate lifetimes and energy shifts of unstable levels in the hydrogen atom. In section 14.2 we will use (14.2) to derive the 4th order electron-proton interaction V_4^d , whose experimental manifestations include the electron's anomalous magnetic moment and the Lamb shift.

14.1 Spontaneous radiative transitions

In chapter 13 we discussed rather general properties of the decay process. In particular, we did not specify the exact type of the unstable system and the form of the decay interaction operator V . So, we left our formula for the decay rate in an unprocessed form (13.66). In this section we would like to fill this gap and perform a complete calculation of the decay rate for a realistic system – an excited state of the hydrogen atom.

The simplest interaction responsible for the spontaneous photon emission from hydrogen excited states has the structure $d^\dagger a^\dagger c^\dagger da$. In the dressed particle Hamiltonian such terms first appear in the 3rd perturbation order.¹

¹see Table 11.1

So, our plan in this section is as follows: In subsection 14.1.1 we are going to find the 3rd order contribution to the S -operator having the desired structure $d^\dagger a^\dagger c^\dagger da$. Then in subsection 14.1.2 we will use the correspondence (14.1), (14.3) between the S -operator and the dressed particle Hamiltonian in order to obtain $V_3^d[d^\dagger a^\dagger c^\dagger da]$ near the energy shell. Next, in subsections 14.1.3-14.1.5, we will use approach developed in chapter 13 to calculate the radiative transition rate between two states of the hydrogen atom and associated energy shifts.

14.1.1 Bremsstrahlung scattering amplitude

To find the (bremsstrahlung) $d^\dagger a^\dagger c^\dagger da$ part of the scattering operator in the 3rd order, we use the Feynman-Dyson perturbation theory with interaction operator V_1 from (9.31). Then

$$\begin{aligned}
S_3 &= \frac{i}{3! \hbar^3} \int_{-\infty}^{+\infty} dt_1 dt_2 dt_3 T[V_1(t_1)V_1(t_2)V_1(t_3)] \\
&= \frac{i}{3! \hbar^3} \int d^4x_1 d^4x_2 d^4x_3 T[V_1(\tilde{x}_1)V_1(\tilde{x}_2)V_1(\tilde{x}_3)] \quad (14.5) \\
&= \frac{i}{3! \hbar^3} \int d^4x_1 d^4x_2 d^4x_3 \times \\
&\quad T[(J_\mu(\tilde{x}_1)A^\mu(\tilde{x}_1) + \mathcal{J}_\mu(\tilde{x}_1)A^\mu(\tilde{x}_1)) \times \\
&\quad (J_\nu(\tilde{x}_2)A^\nu(\tilde{x}_2) + \mathcal{J}_\nu(\tilde{x}_2)A^\nu(\tilde{x}_2)) \times \\
&\quad (J_\lambda(\tilde{x}_3)A^\lambda(\tilde{x}_3) + \mathcal{J}_\lambda(\tilde{x}_3)A^\lambda(\tilde{x}_3))] \quad (14.6)
\end{aligned}$$

where J_μ and \mathcal{J}_μ are electron-positron and proton-antiproton current operators, respectively, as defined in Appendix L.1. Expanding the three parentheses we get 8 terms under the integral sign. The term of the type JJJ cannot contribute to the electron-proton bremsstrahlung, because it lacks the proton component. Similarly the term $\mathcal{J}\mathcal{J}\mathcal{J}$ does not contribute and should be omitted as well. Let us first consider the three terms $JJ\mathcal{J} + J\mathcal{J}J + \mathcal{J}JJ$. As the order of factors under the time-ordering sign is irrelevant, these three terms are equal. So, the corresponding contribution to the coefficient function of the S -operator is²

²Summation is performed on repeating indices $\mu, \nu, \lambda = 0, 1, 2, 3$.

$$\begin{aligned}
& S_3^{JJJ}(\mathbf{p}, \mathbf{q}, \mathbf{p}', \mathbf{q}', \mathbf{s}; \sigma, \tau, \sigma', \tau', \kappa) \\
= & \frac{i}{2\hbar^3 c^3} \int d^4x_1 d^4x_2 d^4x_3 \times \\
& \langle 0 | a_{\mathbf{q}, \tau} d_{\mathbf{p}, \sigma} T [J_\mu(\tilde{x}_1) A^\mu(\tilde{x}_1) J_\nu(\tilde{x}_2) A^\nu(\tilde{x}_2) \mathcal{J}_\lambda(\tilde{x}_3) A^\lambda(\tilde{x}_3)] d_{\mathbf{p}', \sigma'}^\dagger a_{\mathbf{q}', \tau'}^\dagger c_{\mathbf{s}, \kappa}^\dagger | 0 \rangle \\
= & \frac{ie^3}{2\hbar^3} \int d^4x_1 d^4x_2 d^4x_3 \times \\
& \langle 0 | a_{\mathbf{q}, \tau} d_{\mathbf{p}, \sigma} T [(\bar{\psi}(\tilde{x}_1) \gamma_\mu \psi(\tilde{x}_1) A^\mu(\tilde{x}_1)) (\bar{\psi}(\tilde{x}_2) \gamma_\nu \psi(\tilde{x}_2) A^\nu(\tilde{x}_2)) \times \\
& (\bar{\Psi}(\tilde{x}_3) \gamma_\lambda \Psi(\tilde{x}_3) A^\lambda(\tilde{x}_3))] d_{\mathbf{p}', \sigma'}^\dagger a_{\mathbf{q}', \tau'}^\dagger c_{\mathbf{s}, \kappa}^\dagger | 0 \rangle
\end{aligned}$$

This function can be evaluated by drawing two Feynman diagrams shown in Fig. 14.1 and processing them according to Feynman rules from subsection 9.2.4.

$$\begin{aligned}
& S_3^{JJJ}(\mathbf{p}, \mathbf{q}, \mathbf{p}', \mathbf{q}', \mathbf{s}; \sigma, \tau, \sigma', \tau', \kappa) \\
= & -\frac{ie^3 c^{3/2}}{4\pi^2} \frac{mMc^4}{\sqrt{\omega_{\mathbf{q}} \omega_{\mathbf{q}'} \Omega_{\mathbf{p}} \Omega_{\mathbf{p}'}}} \frac{c}{(2\pi\hbar)^{3/2} \sqrt{2s}} \times \\
& \delta^4(-\tilde{s} + \tilde{q} + \tilde{p} - \tilde{p}' - \tilde{q}') \frac{1}{(\tilde{p} - \tilde{p}')^2} \times \\
& \bar{u}_a(\mathbf{q}, \tau) \left(\not{\epsilon}^{ab}(\mathbf{s}, \kappa) \frac{(\not{q} - \not{s} + mc^2)_{bc}}{(\tilde{q} - \tilde{s})^2 - m^2 c^4} W^{cd}(\mathbf{p}, \sigma; \mathbf{p}', \sigma') \right. \\
& \left. + W^{ab}(\mathbf{p}, \sigma; \mathbf{p}', \sigma') \frac{(\not{s} + \not{q}' + mc^2)_{bc}}{(\tilde{s} + \tilde{q}')^2 - m^2 c^4} \not{\epsilon}^{cd}(\mathbf{s}, \kappa) \right) u_d(\mathbf{q}', \tau')
\end{aligned}$$

Now let us assume that the electron and the proton are non-relativistic and simplify the above expression. According to approximations derived in Appendix J.9 and using

$$\begin{aligned}
\tilde{p}^2 &= (\tilde{p}')^2 = m^2 c^4 \\
\tilde{s}^2 &= 0 \\
(\tilde{p} - \tilde{p}')^2 &\approx -c^2 (\mathbf{p} - \mathbf{p}')^2 \\
(\tilde{s} + \tilde{q}')^2 - m^2 c^4 &= 2\tilde{s} \cdot \tilde{q}' \\
(\tilde{q} - \tilde{s})^2 - m^2 c^4 &= -2\tilde{s} \cdot \tilde{q}
\end{aligned}$$

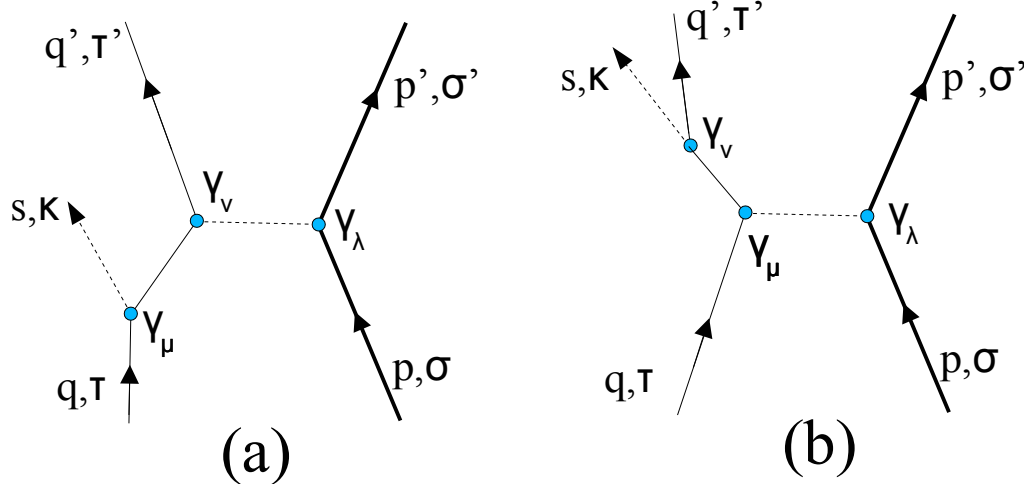


Figure 14.1: 3rd order Feynman diagrams for the photon emission in electron-proton collisions.

$$\begin{aligned}
 W^0(\mathbf{p}, \sigma, \mathbf{p}', \sigma') &\approx \delta_{\sigma, \sigma'} \\
 \mathbf{W}(\mathbf{p}, \sigma, \mathbf{p}', \sigma') &\approx 0 \\
 \sqrt{\omega_{\mathbf{q}} \omega_{\mathbf{q}'} \Omega_{\mathbf{p}} \Omega_{\mathbf{p}'}} &\approx M m c^4
 \end{aligned}$$

we obtain

$$\begin{aligned}
 &S_3^{JJJ}(\mathbf{p}, \mathbf{q}, \mathbf{p}', \mathbf{q}', \mathbf{s}; \sigma, \tau, \sigma', \tau', \kappa) \\
 &\approx i e^3 c^{5/2} \frac{1}{4\pi^2} \frac{1}{(2\pi\hbar)^{3/2} \sqrt{2s}} \frac{\delta^4(-\tilde{s} + \tilde{q} + \tilde{p} - \tilde{p}' - \tilde{q}') \delta_{\sigma\sigma'}}{c^2 (\mathbf{p} - \mathbf{p}')^2} \times \\
 &\quad \bar{u}_a(\mathbf{q}, \tau) \left(-\not{\epsilon}^{ab}(\mathbf{s}, \kappa) \frac{(\not{q} - \not{p} + mc^2)_{bc}}{2\tilde{q} \cdot \tilde{s}} \gamma_0^{cd} \right. \\
 &\quad \left. + \gamma_0^{ab} \frac{(\not{p} + \not{q} + mc^2)_{bc}}{2\tilde{q}' \cdot \tilde{s}} \not{\epsilon}^{cd}(\mathbf{s}, \kappa) \right) u_d(\mathbf{q}', \tau')
 \end{aligned}$$

Next we assume that the energy and momentum of the emitted photon is much less than energies and momenta of charged particles. We also use Dirac equations (J.83), (J.82) and the non-relativistic approximation (J.71) to write³

³Here we used the tilde to write \tilde{e} in order to stress the 4-component nature of this quantity despite the fact that it does not transform as a 4-vector.

$$\begin{aligned}
& \bar{u}(\mathbf{q}, \tau) \not{\epsilon} (\not{h} - \not{\beta} + mc^2) \gamma_0 u(\mathbf{q}', \tau') \\
& \approx \bar{u}(\mathbf{q}, \tau) e_\mu \gamma^\mu (q_\nu \gamma^\nu + mc^2) \gamma_0 u(\mathbf{q}', \tau') \\
& = \bar{u}(\mathbf{q}, \tau) ((-q_\nu \gamma^\nu + mc^2) e_\mu \gamma^\mu + 2g^{\mu\nu} q_\nu e_\mu) \gamma_0 u(\mathbf{q}', \tau') \\
& = \bar{u}(\mathbf{q}, \tau) ((-\not{h} + mc^2) e_\mu \gamma^\mu + 2\tilde{q} \cdot \tilde{e}) \gamma_0 u(\mathbf{q}', \tau') \\
& = 2\bar{u}(\mathbf{q}, \tau) (\tilde{q} \cdot \tilde{e}) \gamma_0 u(\mathbf{q}', \tau') = 2U^0(\mathbf{q}, \tau; \mathbf{q}', \tau') (\tilde{q} \cdot \tilde{e}) \\
& \approx 2\delta_{\tau, \tau'} (\tilde{q} \cdot \tilde{e})
\end{aligned}$$

$$\begin{aligned}
& \bar{u}(\mathbf{q}, \tau) \gamma_0 (\not{\beta} + \not{h} + mc^2) \not{\epsilon} u(\mathbf{q}', \tau') \\
& = 2U^0(\mathbf{q}, \tau; \mathbf{q}', \tau') (\tilde{q}' \cdot \tilde{e}) \approx 2\delta_{\tau, \tau'} (\tilde{q}' \cdot \tilde{e})
\end{aligned}$$

Further approximations yield

$$\begin{aligned}
\tilde{s} \cdot \tilde{q}' &= cs\omega_{\mathbf{q}'} - c^2(\mathbf{s} \cdot \mathbf{q}') \approx mc^3s \\
\tilde{s} \cdot \tilde{q} &\approx mc^3s \\
\tilde{q} \cdot \tilde{e} &= -c(\mathbf{q} \cdot \mathbf{e}) \\
\tilde{q}' \cdot \tilde{e} &= -c(\mathbf{q}' \cdot \mathbf{e})
\end{aligned}$$

Therefore⁴

$$\begin{aligned}
& S_3^{JJJ}(\mathbf{p}, \mathbf{q}, \mathbf{p}', \mathbf{q}', \mathbf{s}; \sigma, \tau, \sigma', \tau', \kappa) \\
& \approx \frac{ie^3 \sqrt{c} \delta^4(-\tilde{s} + \tilde{q} + \tilde{p} - \tilde{p}' - \tilde{q}')}{4\pi^2 (2\pi\hbar)^{3/2} \sqrt{2s}} \cdot \frac{\delta_{\sigma\sigma'} \delta_{\tau, \tau'}}{(\mathbf{p} - \mathbf{p}')^2} \left(\frac{\tilde{q}' \cdot \tilde{e}}{\tilde{q}' \cdot \tilde{s}} - \frac{\tilde{q} \cdot \tilde{e}}{\tilde{q} \cdot \tilde{s}} \right)
\end{aligned} \tag{14.7}$$

$$\begin{aligned}
& \approx -\frac{ie^3 \delta^4(\tilde{q} + \tilde{p} - \tilde{p}' - \tilde{q}')}{4\pi^2 m (2\pi\hbar)^{3/2} \sqrt{2(cs)^3}} \cdot \frac{\delta_{\sigma\sigma'} \delta_{\tau, \tau'} (\mathbf{q}' - \mathbf{q}) \cdot \mathbf{e}(\mathbf{s}, \kappa)}{(\mathbf{q}' - \mathbf{q})^2}
\end{aligned} \tag{14.8}$$

This is our final expression for the terms JJJ in the scattering operator (14.6). The contribution from $JJJ + JJJ + JJJ$ terms can be obtained simply by replacing the electron's mass m in (14.8) by the proton's mass M . So, this contribution is much smaller and will be neglected.

⁴Our result in (14.7) can be compared with equations (7.57) - (7.58) in [BD64].

14.1.2 3rd order perturbation Hamiltonian

From results in the preceding subsection we can find the 3rd order contribution $V_3^d[d^\dagger a^\dagger c^\dagger da]$ to the dressed particle interaction Hamiltonian. The relationship between the dressed Hamiltonian and the scattering operator in the 3rd order is given by equations (14.1) and (14.3). So⁵

$$V_3^d = \sum_{\sigma\tau\sigma'\tau'\kappa} \int d\mathbf{p}d\mathbf{q}d\mathbf{p}'d\mathbf{q}'ds V_3^{JJ\mathcal{J}}(\mathbf{p}, \mathbf{q}, \mathbf{p}', \mathbf{q}', \mathbf{s}; \sigma, \tau, \sigma', \tau', \kappa) a_{\mathbf{q}',\tau'}^\dagger d_{\mathbf{p}',\sigma'}^\dagger c_{\mathbf{s},\kappa}^\dagger a_{\mathbf{q},\tau} d_{\mathbf{p},\sigma} \quad (14.9)$$

whose coefficient function is⁶

$$V_3^{JJ\mathcal{J}}(\mathbf{p}, \mathbf{q}, \mathbf{p}', \mathbf{q}', \mathbf{s}; \sigma, \tau, \sigma', \tau', \kappa) \approx \frac{e^3}{8\pi^3 m (2\pi\hbar)^{3/2} \sqrt{2}(cs)^3} \delta(\mathbf{q} + \mathbf{p} - \mathbf{p}' - \mathbf{q}') \frac{\delta_{\sigma\sigma'} \delta_{\tau,\tau'} (\mathbf{q}' - \mathbf{q}) \cdot \mathbf{e}(\mathbf{s}, \kappa)}{(\mathbf{q}' - \mathbf{q})^2} \quad (14.10)$$

The action of the operator (14.9) on a two particle (electron+proton) initial state

$$|\Psi_i\rangle \equiv \sum_{\lambda\nu} \int d\mathbf{p}'' d\mathbf{q}'' \Psi(\mathbf{p}'', \mathbf{q}''; \lambda, \nu) a_{\mathbf{q}'',\nu}^\dagger d_{\mathbf{p}'',\lambda}^\dagger |0\rangle$$

is

$$\begin{aligned} V_3^d |\Psi_i\rangle &= \sum_{\sigma\tau\sigma'\tau'\kappa} \sum_{\lambda\nu} \int d\mathbf{p}'' d\mathbf{q}'' \int d\mathbf{p}d\mathbf{q}d\mathbf{p}'d\mathbf{q}'ds V_3^{JJ\mathcal{J}}(\mathbf{p}, \mathbf{q}, \mathbf{p}', \mathbf{q}', \mathbf{s}; \sigma, \tau, \sigma', \tau', \kappa) \times \\ &\Psi(\mathbf{p}'', \mathbf{q}''; \lambda, \nu) a_{\mathbf{q}',\tau'}^\dagger d_{\mathbf{p}',\sigma'}^\dagger c_{\mathbf{s},\kappa}^\dagger a_{\mathbf{q},\tau} d_{\mathbf{p},\sigma} a_{\mathbf{q}'',\nu}^\dagger d_{\mathbf{p}'',\lambda}^\dagger |0\rangle \\ &= \sum_{\sigma\tau\sigma'\tau'\kappa} \sum_{\lambda\nu} \int d\mathbf{p}'' d\mathbf{q}'' \int d\mathbf{p}d\mathbf{q}d\mathbf{p}'d\mathbf{q}'ds V_3^{JJ\mathcal{J}}(\mathbf{p}, \mathbf{q}, \mathbf{p}', \mathbf{q}', \mathbf{s}; \sigma, \tau, \sigma', \tau', \kappa) \times \end{aligned}$$

⁵For brevity we drop the label $[d^\dagger a^\dagger c^\dagger da]$ from the V_3^d operator symbol.

⁶This formula is obtained simply by dividing scattering amplitude (14.8) by the factor $(-2\pi i)$ and omitting the energy delta function $\delta(\omega_q + \Omega_p - \omega_{q'} - \Omega_{p'})$.

$$\begin{aligned}
& \Psi(\mathbf{p}'', \mathbf{q}''; \lambda, \nu) a_{\mathbf{q}', \tau'}^\dagger d_{\mathbf{p}', \sigma'}^\dagger c_{\mathbf{s}, \kappa}^\dagger \delta(\mathbf{q} - \mathbf{q}'') \delta_{\tau\nu} \delta(\mathbf{p} - \mathbf{p}'') \delta_{\sigma\lambda} |0\rangle \\
= & \sum_{\sigma\tau\sigma'\tau'\kappa} \int d\mathbf{p} d\mathbf{q} d\mathbf{p}' d\mathbf{q}' d\mathbf{s} V_3^{JJJ}(\mathbf{p}, \mathbf{q}, \mathbf{p}', \mathbf{q}', \mathbf{s}; \sigma, \tau, \sigma', \tau', \kappa) \times \\
& \Psi(\mathbf{p}, \mathbf{q}; \sigma, \tau) a_{\mathbf{q}', \tau'}^\dagger d_{\mathbf{p}', \sigma'}^\dagger c_{\mathbf{s}, \kappa}^\dagger |0\rangle \\
= & \sum_{\sigma'\tau'\kappa} \int d\mathbf{p}' d\mathbf{q}' d\mathbf{s} \left(\sum_{\sigma\tau} \int d\mathbf{p} d\mathbf{q} V_3^{JJJ}(\mathbf{p}, \mathbf{q}, \mathbf{p}', \mathbf{q}', \mathbf{s}; \sigma, \tau, \sigma', \tau', \kappa) \times \right. \\
& \left. \Psi(\mathbf{p}, \mathbf{q}; \sigma, \tau) \right) a_{\mathbf{q}', \tau'}^\dagger d_{\mathbf{p}', \sigma'}^\dagger c_{\mathbf{s}, \kappa}^\dagger |0\rangle
\end{aligned}$$

where expression in big parentheses is the transformed wave function of the 3-particle system (electron+proton+photon). Using (14.10), this wave function can be written as

$$\begin{aligned}
& \Psi'(\mathbf{p}', \mathbf{q}', \mathbf{s}; \sigma' \tau' \kappa) \\
= & \sum_{\sigma\tau} \int d\mathbf{p} d\mathbf{q} \frac{e^3 \delta(\mathbf{q} + \mathbf{p} - \mathbf{p}' - \mathbf{q}') \delta_{\sigma\sigma'} \delta_{\tau, \tau'}(\mathbf{q}' - \mathbf{q}) \cdot \mathbf{e}(\mathbf{s}, \kappa)}{8\pi^3 m (2\pi\hbar)^{3/2} \sqrt{2(cs)^3} (\mathbf{q}' - \mathbf{q})^2} \Psi(\mathbf{p}, \mathbf{q}; \sigma, \tau) \\
= & \frac{e^3}{8\pi^3 m (2\pi\hbar)^{3/2} \sqrt{2(cs)^3}} \int d\mathbf{k} \frac{\mathbf{k} \cdot \mathbf{e}(\mathbf{s}, \kappa)}{k^2} \Psi(\mathbf{p}' + \mathbf{k}, \mathbf{q}' - \mathbf{k}; \sigma', \tau')
\end{aligned}$$

By taking a Fourier transform and using (8.74), (B.8) we can switch to the position representation for fermions⁷

$$\begin{aligned}
& \Psi'(\mathbf{x}, \mathbf{y}, \mathbf{s}; \sigma' \tau' \kappa) \\
= & \frac{e^3}{8\pi^3 m (2\pi\hbar)^{9/2} \sqrt{2(cs)^3}} \int d\mathbf{p}' d\mathbf{q}' e^{\frac{i}{\hbar} \mathbf{p}' \cdot \mathbf{x} + \frac{i}{\hbar} \mathbf{q}' \cdot \mathbf{y}} \int d\mathbf{k} \frac{\mathbf{k} \cdot \mathbf{e}(\mathbf{s}, \kappa)}{k^2} \times \\
& \Psi(\mathbf{p}' + \mathbf{k}, \mathbf{q}' - \mathbf{k}; \sigma', \tau') \\
= & \frac{e^3}{8\pi^3 m (2\pi\hbar)^{9/2} \sqrt{2(cs)^3}} \int d\mathbf{p}' d\mathbf{q}' e^{\frac{i}{\hbar} (\mathbf{p}' - \mathbf{k}) \cdot \mathbf{x} + \frac{i}{\hbar} (\mathbf{q}' + \mathbf{k}) \cdot \mathbf{y}} \int d\mathbf{k} \frac{\mathbf{k} \cdot \mathbf{e}(\mathbf{s}, \kappa)}{k^2} \times \\
& \Psi(\mathbf{p}', \mathbf{q}'; \sigma', \tau') \\
= & \frac{\hbar^{3/2} e^3}{(2\pi\hbar)^3 m (2\pi)^{3/2} \sqrt{2(cs)^3}} \int d\mathbf{k} e^{\frac{i}{\hbar} \mathbf{k} \cdot (\mathbf{y} - \mathbf{x})} \frac{\mathbf{k} \cdot \mathbf{e}(\mathbf{s}, \kappa)}{k^2} \times
\end{aligned}$$

⁷ \mathbf{x} and \mathbf{y} are position vectors of the proton and the electron, respectively.

$$\begin{aligned} & \left(\frac{1}{(2\pi\hbar)^3} \int d\mathbf{p}' d\mathbf{q}' e^{\frac{i}{\hbar}\mathbf{p}'\cdot\mathbf{x} + \frac{i}{\hbar}\mathbf{q}'\cdot\mathbf{y}} \Psi(\mathbf{p}', \mathbf{q}'; \sigma', \tau') \right) \\ &= \frac{e^3 \hbar^{1/2}}{m(2\pi)^{3/2} \sqrt{2}(cs)^3} \frac{i(\mathbf{y} - \mathbf{x}) \cdot \mathbf{e}(\mathbf{s}, \kappa)}{4\pi|\mathbf{y} - \mathbf{x}|^3} \Psi(\mathbf{x}, \mathbf{y}; \sigma', \tau') \end{aligned}$$

This means that the 3rd order position-space bremsstrahlung potential between two charged particles is

$$V_3^d(\mathbf{r}, \mathbf{s}, \kappa) = \frac{i\hbar^{1/2} e^3 \mathbf{r} \cdot \mathbf{e}(\mathbf{s}, \kappa)}{4\pi m \sqrt{2} (2\pi cs)^3 r^3} \quad (14.11)$$

In contrast to 2nd order interactions discussed in chapter 12, this potential does not conserve the number of particles. It is responsible for the emission of photons with momentum \mathbf{s} and helicity κ by an electron moving in the field of a heavy proton.⁸ We can expect that the radiation emission rate should be proportional to the square of the matrix element of this operator between appropriate initial and final states. One can notice that potential (14.11) is proportional to the electron's acceleration in the Coulomb field⁹

$$\mathbf{a} \approx \frac{e^2 \mathbf{r}}{4\pi m r^3}$$

Thus we conclude that the total radiated power should depend on the square of electron's acceleration a^2 . This is in agreement with the well-know *Larmor's formula* of classical electrodynamics. Thus the 3rd order bremsstrahlung interaction V_3^d has direct relevance to the “radiation reaction” effect [McD00, Par02, Par05].

14.1.3 Instability of excited atomic states

The (bremsstrahlung) perturbation V_3 derived in the preceding subsection is also responsible for *radiative transitions* between energy levels in atoms and other bound systems. As an example, let us consider two stationary states

⁸To maintain the Hermiticity of the full Hamiltonian it must contain also a term, which is a Hermitian conjugate of V_3^d . Apparently, this term is responsible for the absorption of photons by the interacting system electron+proton.

⁹see equation (15.10)

$2P^{1/2}$ and $1S^{1/2}$ of the hydrogen atom. The corresponding state vectors will be denoted $|\Psi_i\rangle$ and $|\Psi_f\rangle$, respectively. They are eigenvectors of the two-particle electron-proton Hamiltonian¹⁰

$$H_{e-p} = \frac{p_e^2}{2m} + \frac{p_p^2}{2M} - \frac{e^2}{4\pi r} \quad (14.12)$$

with eigenvalues E_i and E_f

$$\begin{aligned} H_{e-p}|\Psi_i\rangle &= E_i|\Psi_i\rangle \\ H_{e-p}|\Psi_f\rangle &= E_f|\Psi_f\rangle \\ E_i &> E_f \end{aligned}$$

If we add interaction potential $V_3^d + (V_3^d)^\dagger$ to the Hamiltonian H_{e-p} then the state $|\Psi_i\rangle$ is no longer stationary. The two-particle subspace \mathcal{H}_{pe} is not invariant with respect to this potential. Operator V_3^d has a non-zero matrix element between the stationary state $2P^{1/2}$ of the hydrogen atom and the state $1S^{1/2} + \gamma$ which contains the ground state of the atom and one emitted photon γ . Thus, an atom initially prepared in the high-energy state $|\Psi_i\rangle$ decays over time into two decay products: the atom in the state $|\Psi_f\rangle$ plus a photon. This is exactly the situation discussed in the preceding chapter: particles a, b, c from section 13.1 are analogous to our states $|\Psi_i\rangle$, $|\Psi_f\rangle$, and γ , respectively. Thus, according to arguments in subsection 13.2.2, the presence of the perturbation V_3^d must result in energy shifts of E_i and E_f and in broadening of the level $2P^{1/2}$. Note that the level broadening does not apply to the lowest-energy ground state $1S^{1/2}$. This state cannot decay spontaneously, simply because there are no any lower energy states to which it can decay. Thus only the ground state $|1S^{1/2}\rangle$ is the true sharp-energy stationary state of the RQD Hamiltonian $H_{e-p} + V_3^d + (V_3^d)^\dagger$.

14.1.4 Transition rate

From formula (13.66) we can obtain the probability density for the radiative transition between two stationary atomic states $|\Psi_f\rangle$ and $|\Psi_i\rangle$ with the emission of one photon

¹⁰For simplicity, here we ignore relativistic corrections. \mathbf{p}_e and \mathbf{p}_p are the electron's and proton's momentum operators, respectively, and $\mathbf{r} \equiv \mathbf{r}_e - \mathbf{r}_p$.

$$\Gamma(\mathbf{s}, \kappa) = \frac{8\pi^2 s^2}{c^4} |\langle \Psi_i | V_3^d(\mathbf{r}, \mathbf{s}, \kappa) | \Psi_f \rangle|^2 \left. \frac{d\eta^{-1}(z)}{dz} \right|_{z=m_a} \quad (14.13)$$

Let us now simplify this expression a bit. Using equality

$$[\mathbf{p}_e, H_{e-p}] = \left[\mathbf{p}_e, \frac{e^2}{4\pi r} \right] = i\hbar e^2 \frac{\mathbf{r}}{4\pi r^3} \quad (14.14)$$

and denoting $E \equiv E_i - E_f = cs$ the energy of the emitted photon we obtain for the matrix element

$$\begin{aligned} \langle \Psi_i | V_3^d(\mathbf{r}, \mathbf{s}, \kappa) | \Psi_f \rangle &= \frac{i\hbar^{1/2} e^3}{m\sqrt{2(2\pi cs)^3}} \left\langle \Psi_i \left| \frac{\mathbf{r} \cdot \mathbf{e}(\mathbf{s}, \kappa)}{4\pi r^3} \right| \Psi_f \right\rangle \\ &= \frac{e}{m\sqrt{2\hbar(2\pi E)^3}} \langle \Psi_i | (\mathbf{p}_e \cdot \mathbf{e}) H_{e-p} - H_{e-p} (\mathbf{p}_e \cdot \mathbf{e}) | \Psi_f \rangle \\ &= \frac{e}{m\sqrt{2\hbar(2\pi E)^3}} E \langle \Psi_i | (\mathbf{p}_e \cdot \mathbf{e}) | \Psi_f \rangle \end{aligned}$$

Next we use

$$-\frac{im}{\hbar} [\mathbf{r}, H_{e-p}] = -\frac{im}{\hbar} [\mathbf{r}_e, H_{e-p}] + \frac{im}{\hbar} [\mathbf{r}_p, H_{e-p}] \approx \mathbf{p}_e - \frac{m}{M} \mathbf{p}_p \approx \mathbf{p}_e$$

to obtain

$$\begin{aligned} \langle \Psi_i | V_3^d(\mathbf{r}, \mathbf{s}, \kappa) | \Psi_f \rangle &= -\frac{ie}{\sqrt{2(2\pi\hbar E)^3}} E \langle \Psi_i | (\mathbf{r} \cdot \mathbf{e}) H_{e-p} - H_{e-p} (\mathbf{r} \cdot \mathbf{e}) | \Psi_f \rangle \\ &= \frac{ie}{\sqrt{2(2\pi\hbar E)^3}} E^2 \langle \Psi_i | (\mathbf{r} \cdot \mathbf{e}) | \Psi_f \rangle \\ &= \frac{ie\sqrt{E}}{\sqrt{2(2\pi\hbar)^3}} \langle \Psi_i | (\mathbf{r} \cdot \mathbf{e}) | \Psi_f \rangle \quad (14.15) \end{aligned}$$

In order to find function $\eta^{-1}(z)$ in (14.13) we turn to the definition (13.37). In the case of atomic radiative transitions considered here, one of the decay

products (the photon) is massless ($m_c = 0$), and its energy is much smaller than rest energies of the atomic states¹¹ $cs \ll m_a c^2 \approx m_b c^2$

$$\begin{aligned} z &= \eta_s = \frac{1}{c^2} \left(\sqrt{m_b^2 c^4 + c^2 s^2} + cs \right) \approx \frac{1}{c^2} (m_b c^2 + cs) \\ s &= \eta^{-1}(z) \approx (z - m_b) c \\ \left. \frac{d\eta^{-1}(z)}{dz} \right|_{z=m_a} &\approx c \end{aligned}$$

Putting these results in (14.13) we obtain

$$\begin{aligned} \Gamma(\mathbf{s}, \kappa) &= \frac{8\pi^2 E^2}{c^5} \left(\frac{e\sqrt{E}}{\sqrt{2(2\pi\hbar)^3}} \right)^2 |\langle \Psi_i | (\mathbf{r} \cdot \mathbf{e}) | \Psi_f \rangle|^2 \\ &= \frac{E^3}{2\hbar^3 c^5} |\langle \Psi_i | (\mathbf{d} \cdot \mathbf{e}(\mathbf{s}, \kappa)) | \Psi_f \rangle|^2 \end{aligned}$$

where $\mathbf{d} \equiv -e\mathbf{r}$ is the atom's dipole moment operator.

The full transition probability¹² should be obtained by summing (14.13) over two photon polarizations $\kappa = \pm 1$ and integrating over all possible directions \mathbf{s}/s of the emitted photon¹³

$$\begin{aligned} \frac{1}{\tau_0} &= \frac{c^2}{\hbar} \sum_{\kappa=-1}^{+1} \int d\Omega \Gamma(\mathbf{s}, \kappa) = \frac{E^3}{2\pi\hbar^4 c^3} \sum_{\kappa=-1}^{+1} \int d\Omega |\langle \Psi_i | (\mathbf{d} \cdot \mathbf{e}(\mathbf{s}, \kappa)) | \Psi_f \rangle|^2 \\ &= \frac{E^3}{2\pi\hbar^4 c^3} \sum_{\kappa=-1}^{+1} \int d\Omega |(\mathbf{d}_{if} \cdot \mathbf{e}(\mathbf{s}, \kappa))|^2 \end{aligned}$$

For simplicity, we assume that vector \mathbf{d}_{if} is directed along the z -axis. Then, with the help of (K.9) we obtain

¹¹In the case of the hydrogen atom we can assume, for example, $a = 2P^{1/2}$ and $b = 1S^{1/2}$.

¹²This probability is related to the brightness of the corresponding spectral line. See also section 19.5 in [Bal98] and section 45 in [BLP01].

¹³Here $\int d\Omega$ denotes the integral over orientations of \mathbf{s} , and $\mathbf{d}_{if} \equiv \langle \Psi_i | \mathbf{d} | \Psi_f \rangle$ is the matrix element of the dipole moment operator calculated on eigenfunctions of atomic states $|\Psi_i\rangle$ and $|\Psi_f\rangle$.

$$\sum_{\kappa=-1}^{+1} |(\mathbf{d}_{if} \cdot \mathbf{e}(\mathbf{s}, \kappa))|^2 = \left| \frac{d_{if}(-s_x + is_y)}{\sqrt{2}s} \right|^2 + \left| \frac{d_{if}(-s_x - is_y)}{\sqrt{2}s} \right|^2 = \frac{|d_{if}|^2(s_x^2 + s_y^2)}{s^2}$$

and the total transition rate (measured in Hz) is given by the well-known formula

$$\frac{1}{\tau_0} = \frac{|d_{if}|^2 E^3}{2\pi \hbar^4 c^3} \int_0^\pi \sin \theta d\theta \int_0^{2\pi} d\phi \frac{(s_x^2 + s_y^2)}{s^2} = \frac{|d_{if}|^2 E^3}{\hbar^4 c^3} \int_0^\pi \sin^3 \theta d\theta = \frac{4|d_{if}|^2 E^3}{3\hbar^4 c^3}$$

14.1.5 Energy correction due to level instability

Let us now assume that the photon has a small mass λ . This can be modeled by adding a “rest energy” term $\lambda^2 c^4$ to the (squared) photon’s energy $c^2 s^2$. Then interaction (14.11) can be rewritten as

$$V_3^d(\mathbf{r}, \mathbf{s}, \kappa) = -\frac{i\hbar^{1/2} e^3 \mathbf{r} \cdot \mathbf{e}(\mathbf{s}, \kappa)}{4\pi m \sqrt{2} (2\pi)^3 (\lambda^2 c^4 + c^2 s^2)^{3/4} r^3} \quad (14.16)$$

Consider state $|n\rangle$ of the hydrogen atom with energy E_n . Perturbation (14.16) changes the energy of this state by the amount ΔE_n , which can be calculated by the perturbation theory formula¹⁴

$$\begin{aligned} \Delta E_n &= \int d\mathbf{s} \sum_l \sum_\kappa \frac{\langle n | V_3^d | l; \mathbf{s}, \kappa \rangle \langle l; \mathbf{s}, \kappa | V_3^d | n \rangle}{E_n - E_l - cs} \\ &= \frac{\hbar e^6}{2m^2 (2\pi)^3} \sum_l \sum_{\kappa=-1}^{+1} \int d\mathbf{s} \left\langle n \left| \frac{(\mathbf{r} \cdot \mathbf{e}(\mathbf{s}, \kappa))}{4\pi r^3} \right| l; \mathbf{s}, \kappa \right\rangle \left\langle l; \mathbf{s}, \kappa \left| \frac{(\mathbf{r} \cdot \mathbf{e}(\mathbf{s}, \kappa))}{4\pi r^3} \right| n \right\rangle \times \\ &\quad \frac{1}{(\lambda^2 c^4 + c^2 s^2)^{3/2} (E_n - E_l - cs)} \end{aligned}$$

¹⁴See equation (10.70) in [Bal98]. This energy shift can be compared with the mass shift $\mathcal{P}(m_A)$ in formula (13.59).

where $|l; \mathbf{s}, \kappa\rangle \equiv |l\rangle|\mathbf{s}, \kappa\rangle$ is a basis state, which has the atom in a stationary state $|l\rangle$ ¹⁵ and a free photon in the state $|\mathbf{s}, \kappa\rangle$ with momentum \mathbf{s} and helicity κ . From equality (K.13)

$$\sum_{\kappa=-1}^{+1} e_i(\mathbf{s}, \kappa)e_j(\mathbf{s}, \kappa) = \delta_{ij} - \frac{s_i s_j}{s^2}$$

we obtain

$$\Delta E_n = \frac{\hbar e^6}{2m^2(2\pi)^3} \sum_{lij} \int d\mathbf{s} \left(\delta_{ij} - \frac{s_i s_j}{s^2} \right) \langle n | \frac{r_i}{4\pi r^3} | l \rangle \langle l | \frac{r_j}{4\pi r^3} | n \rangle \times \frac{1}{(\lambda^2 c^4 + c^2 s^2)^{3/2} (E_n - E_l - cs)}$$

Let us now set $E_{nl} \equiv E_n - E_l$ and

$$I_{nl} \equiv \int_0^\infty \frac{s^2 ds}{(\lambda^2 c^4 + c^2 s^2)^{3/2} (E_{nl} - cs)}$$

Then

$$\begin{aligned} & \int d\mathbf{s} \frac{s_i s_j}{s^2 (\lambda^2 c^4 + c^2 s^2)^{3/2} (E_{nl} - cs)} = \delta_{ij} \int d\mathbf{s} \frac{s_z^2}{s^2 (\lambda^2 c^4 + c^2 s^2)^{3/2} (E_{nl} - cs)} \\ &= 2\pi \delta_{ij} \int_0^\pi \sin \theta d\theta \int_0^\infty ds \frac{s^2 \cos^2 \theta}{(\lambda^2 c^4 + c^2 s^2)^{3/2} (E_{nl} - cs)} \\ &= 2\pi \delta_{ij} \int_{-1}^1 dt \int_0^\infty ds \frac{s^2 t^2}{(\lambda^2 c^4 + c^2 s^2)^{3/2} (E_{nl} - cs)} = \frac{4\pi \delta_{ij}}{3} I_{nl} \end{aligned}$$

and we can write

¹⁵ $|l\rangle$ is an eigenstate of the non-perturbed 2nd order Hamiltonian H_{e-p} (14.12) with eigenvalue E_l .

$$\begin{aligned}\Delta E_n &\approx \frac{\hbar e^6}{2m^2(2\pi)^3} \sum_{ij} \left\langle n \left| \frac{r_i}{4\pi r^3} \right| l \right\rangle \left\langle l \left| \frac{r_j}{4\pi r^3} \right| n \right\rangle \left(4\pi \delta_{ij} I_{nl} - \frac{4\pi \delta_{ij}}{3} I_{nl} \right) \\ &= \frac{4\hbar e^6}{3m^2(2\pi)^3} \sum_{li} \left\langle n \left| \frac{r_i}{4\pi r^3} \right| l \right\rangle \left\langle l \left| \frac{r_i}{4\pi r^3} \right| n \right\rangle I_{nl}\end{aligned}$$

Integral I_{nl} is calculated as follows

$$\begin{aligned}I_{nl} &= \frac{1}{c^3} \left[\frac{\lambda^2 c^4 - E_{nl} c s}{(\lambda^2 c^4 + E_{nl}^2) \sqrt{\lambda^2 c^4 + c^2 s^2}} + \frac{E_{nl}^2}{(\lambda^2 c^4 + E_{nl}^2)^{3/2}} \times \right. \\ &\quad \left. \ln \left(\frac{\sqrt{\lambda^2 c^4 + E_{nl}^2} \sqrt{\lambda^2 c^4 + c^2 s^2} + \lambda^2 c^2 + E_{nl} c s}{E_{nl} - c s} \right) \right] \Big|_{s=0}^{s=\infty} \\ &\approx \frac{1}{c^3} \left[-\frac{1}{E_{nl}} + \frac{1}{|E_{nl}|} \ln \left(-(|E_{nl}| + \lambda^2 c^4 |E_{nl}|^{-1}/2) - E_{nl} \right) - \frac{1}{|E_{nl}|} \ln \left(\frac{|E_{nl}| \lambda c^2}{E_{nl}} \right) \right] \\ &\approx \frac{1}{c^3 |E_{nl}|} \ln \left(\frac{-[|E_{nl}| + \lambda^2 c^4 |E_{nl}|^{-1}/2 + E_{nl}] E_{nl}}{|E_{nl}| \lambda c^2} \right)\end{aligned}$$

If $E_{nl} > 0$

$$I_{nl} = \frac{1}{c^3 E_{nl}} \ln \left(\frac{-2E_{nl}}{\lambda c^2} \right)$$

If $E_{nl} < 0$

$$I_{nl} = -\frac{1}{c^3 E_{nl}} \ln \left(\frac{[\lambda^2 c^4 E_{nl}^{-1}/2] E_{nl}}{E_{nl} \lambda c^2} \right) = \frac{1}{c^3 E_{nl}} \ln \left(\frac{2E_{nl}}{\lambda c^2} \right)$$

So, taking into account that $\ln(-1) \ll \ln(2|E_{nl}|/(\lambda c^2))$, we can write for all values of E_{nl}

$$I_{nl} \approx \frac{1}{c^3 E_{nl}} \ln \left(\frac{2|E_{nl}|}{\lambda c^2} \right)$$

Then

$$\Delta E_n \approx \frac{4\pi\hbar e^6}{3m^2(2\pi)^3c^3} \sum_{li} \left| \langle n \left| \frac{r_i}{4\pi r^3} \right| l \rangle \right|^2 \frac{1}{E_{nl}} \ln \left(\frac{2|E_{nl}|}{\lambda c^2} \right)$$

Next we use equation (14.14)

$$\begin{aligned} \frac{r_i}{4\pi r^3} &= -\frac{1}{i\hbar e^2} [p_i, H_{e-p}] \\ \left| \langle n \left| \frac{r_i}{4\pi r^3} \right| l \rangle \right|^2 &= -\frac{1}{\hbar^2 e^4} \langle n | (p_i H_{e-p} - H_{e-p} p_i) | l \rangle \langle l | (p_i H_{e-p} - H_{e-p} p_i) | n \rangle \\ &= \frac{E_{nl}^2}{\hbar^2 e^4} \langle n | p_i | l \rangle \langle l | p_i | n \rangle \end{aligned}$$

to obtain

$$\Delta E_n \approx -\frac{e^2}{6m^2\pi^2\hbar c^3} \sum_{li} |\langle n | p_i | l \rangle|^2 E_{nl} \ln \left(\frac{\lambda c^2}{2|E_{nl}|} \right)$$

Our next step is to use the so-called *Bethe logarithm* \bar{E}_n defined for *s*-states as¹⁶

$$\sum_{li} |\langle n | p_i | l \rangle|^2 E_{nl} \ln \left(\frac{\lambda c^2}{2|E_{nl}|} \right) \equiv \ln \left(\frac{\lambda c^2}{2\bar{E}_n} \right) \sum_{li} |\langle n | p_i | l \rangle|^2 E_{nl}$$

Then¹⁷

$$\begin{aligned} \Delta E_n &\approx -\frac{2\alpha}{3\pi m^2 c^2} \ln \left(\frac{\lambda c^2}{2\bar{E}_n} \right) \sum_l |\langle n | p_i | l \rangle|^2 E_{nl} \\ &= -\frac{\alpha}{3\pi m^2 c^2} \ln \left(\frac{\lambda c^2}{2\bar{E}_n} \right) \sum_l \left(\langle n | (H_{e-p} p_i - p_i H_{e-p}) | l \rangle \langle l | p_i | n \rangle \right. \\ &\quad \left. - \langle n | p_i | l \rangle \langle l | (H_{e-p} p_i - p_i H_{e-p}) | n \rangle \right) \end{aligned}$$

¹⁶See, e.g., formulas (8.87) in [BD64] and (14.3.51) in [Wei95].

¹⁷here we used equation (B.2)

$$\begin{aligned}
&= -\frac{\alpha}{3\pi m^2 c^2} \ln\left(\frac{\lambda c^2}{2\bar{E}_n}\right) (\langle n|(H_{e-p}p_i - p_i H_{e-p})p_i|n\rangle \\
&\quad - \langle n|p_i(H_{e-p}p_i - p_i H_{e-p})|n\rangle) \\
&= -\frac{\alpha}{3\pi m^2 c^2} \ln\left(\frac{\lambda c^2}{2\bar{E}_n}\right) \langle n|([H_{e-p}, p_i]p_i - p_i[H_{e-p}, p_i])|n\rangle \\
&= -\frac{\alpha}{3\pi m^2 c^2} \ln\left(\frac{\lambda c^2}{2\bar{E}_n}\right) \langle n|[p_i, [p_i, H_{e-p}]]|n\rangle \\
&= -\frac{\hbar^2 \alpha}{3\pi m^2 c^2} \ln\left(\frac{\lambda c^2}{2\bar{E}_n}\right) \left\langle n \left| \frac{\partial^2}{\partial \mathbf{r}^2} \frac{e^2}{4\pi r} \right| n \right\rangle \\
&= \frac{4\hbar^3 \alpha^2}{3m^2 c} \ln\left(\frac{\lambda c^2}{2\bar{E}_n}\right) \langle n|\delta(\mathbf{r})|n\rangle \tag{14.17}
\end{aligned}$$

This energy correction affects only spherically-symmetric S -states of the atom. From formula (14.17) and the well-known result¹⁸ $2\bar{E}_{2S^{1/2}} = 16.64mc^2\alpha^2$ we can calculate the effect of spontaneous emission on the hydrogen $2S^{1/2}$ state's energy

$$\Delta E_{2S^{1/2}}^{se} = \frac{4\hbar^3 \alpha^2}{3m^2 c} \ln\left(\frac{\lambda}{16.64m\alpha^2}\right) |\psi_{2S^{1/2}}(0)|^2 = \frac{mc^2 \alpha^5}{6\pi} \ln\left(\frac{\lambda}{16.64m\alpha^2}\right) \tag{14.18}$$

It is rather shocking that in the limit of zero photon mass ($\lambda \rightarrow 0$) this energy shift becomes infinite. This is an example of *infrared divergence* that will be discussed in greater detail in the next section.

14.2 Radiative corrections

In the preceding section we got a disturbing result: the instability of atomic levels with respect to spontaneous photon emission has resulted in divergent energy shifts (14.18) in the 3rd perturbation order. This problem can be solved by taking into account even higher perturbation orders. In this section we are going to derive 4th order *radiative corrections* to the electron-proton interaction potential by using formula (14.2). In particular, we will see that this potential contains an infrared divergence, which cancels the infinite level

¹⁸See section 14.3 in [Wei95].

shift (14.18) and leads to a finite energy spectrum of the hydrogen atom, which compares favorably with experiment. Here, within our dressed particle approach, we are going to reproduce such classic results of renormalized QED as the electron's *anomalous magnetic moment* and the *Lamb shifts*.

14.2.1 Product term in (14.2)

In this subsection we would like to calculate the 4th order electron-proton interaction potential V_4^d via formula (14.2). The first term on the right hand side of this formula can be obtained from (10.64) by dropping the energy delta function and dividing by $-2\pi i$

$$\begin{aligned}
 (\Sigma_4^c)^{ph} &\approx \frac{\delta^4(\tilde{q} - \tilde{q}' - \tilde{p}' + \tilde{p})\delta_{\tau\tau'}}{-2\pi i} \times \\
 &\left[-\frac{\alpha^2}{30\pi^3 m^2 c} \delta_{\sigma\sigma'} + -\frac{\alpha^2}{6\pi^3 m^2 c} \ln\left(\frac{\lambda}{m}\right) \delta_{\sigma\sigma'} - \frac{imc^2 \alpha^2}{2\pi^2 q k^2} \ln\left(-\frac{k^2}{\lambda^2 c^2}\right) \delta_{\sigma\sigma'} \right. \\
 &\left. + \frac{i\alpha^2 \chi_\sigma^\dagger (\vec{\sigma}_{el} \cdot [\mathbf{k} \times \mathbf{q}]) \chi_{\sigma'}}{8\pi^3 m^2 c k^2} \right] \quad (14.19)
 \end{aligned}$$

The only yet unknown part on the right hand side of (14.2) is the product term $-V_2^d \underline{V}_2^d$. Here V_2^d is the usual non-relativistic Coulomb potential¹⁹

$$\begin{aligned}
 &V_2^d(t) \\
 = &-\frac{e^2 \hbar^2}{(2\pi \hbar)^3} \int d\mathbf{p} d\mathbf{q} d\mathbf{p}' d\mathbf{q}' \frac{\delta(\mathbf{p} + \mathbf{q} - \mathbf{p}' - \mathbf{q}') e^{\frac{i}{\hbar}(\Omega_p + \omega_q - \Omega_{p'} - \omega_{q'})t}}{(\mathbf{q} - \mathbf{q}')^2 + \lambda^2 c^2} d_{\mathbf{p}}^\dagger a_{\mathbf{q}}^\dagger d_{\mathbf{p}'} a_{\mathbf{q}'}
 \end{aligned}$$

and \underline{V}_2^d is obtained with the help of (8.61)

$$\underline{V}_2^d(t)$$

¹⁹This is the leading term in the momentum representation of the Darwin-Breit interaction (12.7) with a screening provided by the photon mass λ . Here we are interested only in the dominant infrared-divergent term in the product $V_2^d \underline{V}_2^d$, so we will work in the non-relativistic approximation from Appendix J.9 and thus assume that momenta of interacting particles are much less than mc . Accordingly, we will omit all terms containing positive powers of \tilde{p} , \tilde{q} and/or \tilde{k} . In this approximation the product $V_2^d \underline{V}_2^d$ becomes spin-independent. So, we disregard spins and drop spin labels of particle states. The same approximations will be employed for other infrared-divergent terms in this chapter.

$$= \frac{e^2 \hbar^2}{(2\pi \hbar)^3} \int dt ds dt' ds' \frac{\delta(\mathbf{t} + \mathbf{s} - \mathbf{t}' - \mathbf{s}') e^{\frac{i}{\hbar}(\Omega_t + \omega_s - \Omega_{t'} - \omega_{s'})t}}{[(\mathbf{s} - \mathbf{s}')^2 + \lambda^2 c^2][\omega_s - \omega_{s'} + \Omega_t - \Omega_{t'}]} d_{\mathbf{t}}^\dagger a_{\mathbf{s}}^\dagger d_{\mathbf{t}'} a_{\mathbf{s}'}$$

Using

$$\begin{aligned} & d_{\mathbf{p}}^\dagger a_{\mathbf{q}}^\dagger d_{\mathbf{p}'} a_{\mathbf{q}'} d_{\mathbf{t}}^\dagger a_{\mathbf{s}}^\dagger d_{\mathbf{t}'} a_{\mathbf{s}'} \\ &= (d_{\mathbf{p}}^\dagger d_{\mathbf{p}'} d_{\mathbf{t}}^\dagger d_{\mathbf{t}'}) (a_{\mathbf{q}}^\dagger a_{\mathbf{q}'} a_{\mathbf{s}}^\dagger a_{\mathbf{s}'}) \\ &= (-d_{\mathbf{p}}^\dagger d_{\mathbf{t}}^\dagger d_{\mathbf{p}'} d_{\mathbf{t}'} + d_{\mathbf{p}}^\dagger d_{\mathbf{t}'} \delta(\mathbf{t} - \mathbf{p}')) (-a_{\mathbf{q}}^\dagger a_{\mathbf{s}}^\dagger a_{\mathbf{q}'} a_{\mathbf{s}'} + a_{\mathbf{q}}^\dagger a_{\mathbf{s}'} \delta(\mathbf{s} - \mathbf{q}')) \\ &= d_{\mathbf{p}}^\dagger a_{\mathbf{q}}^\dagger d_{\mathbf{t}'} a_{\mathbf{s}'} \delta(\mathbf{t} - \mathbf{p}') \delta(\mathbf{s} - \mathbf{q}') + \dots \end{aligned} \quad (14.20)$$

we obtain²⁰

$$\begin{aligned} & -V_2^d(t) \underline{V}_2^d(t) \\ &= \frac{e^4 \hbar^4}{(2\pi \hbar)^6} \int d\mathbf{p} d\mathbf{q} d\mathbf{p}' d\mathbf{q}' ds dt ds' dt' d_{\mathbf{p}}^\dagger a_{\mathbf{q}}^\dagger d_{\mathbf{p}'} a_{\mathbf{q}'} d_{\mathbf{t}}^\dagger a_{\mathbf{s}}^\dagger d_{\mathbf{t}'} a_{\mathbf{s}'} \times \\ & \quad \frac{\delta(\mathbf{p} + \mathbf{q} - \mathbf{p}' - \mathbf{q}') \delta(\mathbf{s} + \mathbf{t} - \mathbf{s}' - \mathbf{t}')}{[(\mathbf{q} - \mathbf{q}')^2 + \lambda^2 c^2][\omega_s - \omega_{s'} + \Omega_t - \Omega_{t'}][(\mathbf{s} - \mathbf{s}')^2 + \lambda^2 c^2]} \quad (14.21) \\ &= \frac{e^4 \hbar^4}{(2\pi \hbar)^6} \int d\mathbf{p} d\mathbf{q} d\mathbf{p}' d\mathbf{q}' ds dt ds' dt' d_{\mathbf{p}}^\dagger a_{\mathbf{q}}^\dagger d_{\mathbf{t}'} a_{\mathbf{s}'} \times \\ & \quad \frac{\delta(\mathbf{p} + \mathbf{q} - \mathbf{p}' - \mathbf{q}') \delta(\mathbf{s} + \mathbf{t} - \mathbf{s}' - \mathbf{t}') \delta(\mathbf{q}' - \mathbf{s}) \delta(\mathbf{p}' - \mathbf{t})}{[(\mathbf{q} - \mathbf{q}')^2 + \lambda^2 c^2][\omega_s - \omega_{s'} + \Omega_t - \Omega_{t'}][(\mathbf{s} - \mathbf{s}')^2 + \lambda^2 c^2]} \\ &= \frac{e^4 \hbar^4}{(2\pi \hbar)^6} \int d\mathbf{q} d\mathbf{p} d\mathbf{p}' d\mathbf{q}' \delta(\mathbf{q} + \mathbf{p} - \mathbf{p}' - \mathbf{q}') d_{\mathbf{p}}^\dagger a_{\mathbf{q}}^\dagger d_{\mathbf{p}'} a_{\mathbf{q}'} \times \\ & \quad \int \frac{ds}{[(\mathbf{q} - \mathbf{s})^2 + \lambda^2 c^2][\omega_s - \omega_{\mathbf{q}'} + \Omega_{\mathbf{q}+\mathbf{p}-\mathbf{s}} - \Omega_{\mathbf{p}'}][(\mathbf{s} - \mathbf{q}')^2 + \lambda^2 c^2]} \end{aligned}$$

Next we introduce non-relativistic approximations $\omega_{\mathbf{q}} \approx mc^2 + q^2/(2m)$ and $\Omega_{\mathbf{p}} \approx \Omega_{\mathbf{p}'} \approx Mc^2$. We also choose the center-of-mass frame, where the heavy

²⁰For definition of the *underbrace* sign see (8.54). As we have mentioned in subsection 11.2.1, operators V_2^d and \underline{V}_2^d are well-defined only on the energy shell. However, momentum integrations in (14.21) include regions outside the energy shell, where the integrands are not known precisely. Nevertheless, this uncertainty does not seem to be significant, because here we are interested only in the leading infrared-divergent contribution, which comes from integration in a small region near the $\mathbf{k} \equiv \mathbf{q}' - \mathbf{q} = 0$ singularity located on the energy shell.

proton remains motionless, and the electron scattering is elastic: $q = q'$.²¹

$$\begin{aligned} & \frac{e^4 \hbar^4}{(2\pi \hbar)^6} \int \frac{ds}{[(\mathbf{q} - \mathbf{s})^2 + \lambda^2 c^2][(\mathbf{s} - \mathbf{q}')^2 + \lambda^2 c^2]} \cdot \frac{1}{\omega_{\mathbf{s}} - \omega_{\mathbf{q}'}} \\ \approx & \frac{2e^4 \hbar^4 m}{(2\pi \hbar)^6} \int \frac{ds}{[(\mathbf{q} - \mathbf{s})^2 + \lambda^2 c^2][s^2 - q^2 - i\mu][(\mathbf{q}' - \mathbf{s})^2 + \lambda^2 c^2]} \end{aligned}$$

This integral is calculated in equation (M.53) in Appendix M.7. So, the coefficient function of the operator $-V_2^d(t)V_2^d(t)$ is

$$\frac{\alpha^2 m c^2}{(-2\pi i)\pi q k^2} \ln \left(\frac{k^2}{\lambda^2 c^2} \right) \quad (14.22)$$

Adding this term to (14.19), we see that it cancels the third term in square brackets there, i.e., the contribution from ladder and crossed ladder diagrams.²² Then for the left hand side of (14.2) we obtain

$$\begin{aligned} & \langle 0 | a_{\mathbf{q},\sigma} d_{\mathbf{p},\tau} V_4^d d_{\mathbf{p}',\tau'}^\dagger a_{\mathbf{q}',\sigma'}^\dagger | 0 \rangle \\ \approx & \frac{\delta_{\tau\tau'}}{-2\pi i} \left[\frac{i\alpha^2}{15\pi^2 m^2 c} \delta_{\sigma\sigma'} - \frac{\alpha^2 \chi_\sigma^\dagger (\vec{\sigma}_{el} \cdot [\mathbf{k} \times \mathbf{q}]) \chi_{\sigma'}}{4\pi^2 m^2 c k^2} + \frac{i\alpha^2}{3\pi^2 m^2 c} \ln \left(\frac{\lambda}{m} \right) \delta_{\sigma\sigma'} \right] \end{aligned} \quad (14.23)$$

14.2.2 Radiative corrections to the Coulomb potential

Equation (14.23) gives us the 4th order interaction V_4^d only on the energy shell. Outside the energy shell we can adopt the usual assumption about the near constancy of the coefficient function.²³ Then the momentum-space coefficient function of the operator V_4^d has three components

$$\begin{aligned} & v_4^d(\mathbf{p}, \mathbf{q}, \mathbf{k}; \tau, \sigma, \tau', \sigma') \\ = & -\frac{\alpha^2 \delta_{\sigma,\sigma'} \delta_{\tau,\tau'}}{30\pi^3 m^2 c} - \left(\frac{\alpha}{\pi} \right) \frac{e^2 \hbar^2}{(2\pi \hbar)^3} \cdot \chi_\sigma^\dagger \frac{i\vec{\sigma}_{el} \cdot [\mathbf{k} \times \mathbf{q}]}{4m^2 c^2 k^2} \chi_{\sigma'} \delta_{\tau,\tau'} - \frac{\alpha^2 \delta_{\sigma,\sigma'} \delta_{\tau,\tau'}}{6\pi^3 m^2 c} \ln \left(\frac{\lambda}{m} \right) \end{aligned}$$

²¹Here μ is a small positive constant, which should be taken to 0 at the end of calculations.

²²This observation justifies the omission of contributions (14.22) and (10.63) in most textbook calculations of the Lamb shift.

²³See condition $\zeta_i \approx 1$ in subsections 11.1.6 - 11.1.7 and discussion in subsection 11.2.1.

The corresponding position-space potential is obtained using the Fourier transform with respect to the transferred momentum \mathbf{k} , formulas from Appendix B, and $\mathbf{S}_{el} = \hbar\boldsymbol{\sigma}_{el}/2$.

$$V_4^d(\mathbf{q}, \mathbf{r}, \mathbf{S}_{el}) = -\frac{8\hbar^3\alpha^2}{30m^2c}\delta(\mathbf{r}) + \frac{e^2[\mathbf{r} \times \mathbf{q}] \cdot \mathbf{S}_{el}}{8\pi m^2 c^2 r^3} \left(\frac{\alpha}{\pi}\right) - \frac{4\hbar^3\alpha^2}{3m^2c} \ln\left(\frac{\lambda}{m}\right) \delta(\mathbf{r}) \quad (14.24)$$

In a theory of electron-proton interaction valid to the 4th perturbation order this expression must be added to the 2nd order interaction operator (12.9), thus leading to the following complete potential that depends on the position, momentum, and spin of the electron

$$V_{2+4}^d(\mathbf{q}, \mathbf{r}, \mathbf{S}_{el}) = -\frac{e^2}{4\pi r} + \frac{e^2[\mathbf{r} \times \mathbf{q}] \cdot \mathbf{S}_{el}}{8\pi m^2 c^2 r^3} \left(1 + \frac{\alpha}{\pi}\right) + \frac{e^2\hbar^2}{8c^2 m^2} \left(1 - \frac{8\alpha}{15\pi}\right) \delta(\mathbf{r}) - \frac{4\hbar^3\alpha^2}{3m^2c} \ln\left(\frac{\lambda}{m}\right) \delta(\mathbf{r}) \quad (14.25)$$

The 1st term is the usual Coulomb potential. The 2nd term describes the spin-orbit interaction of the electron's spin with its own momentum. The 3rd and 4th terms are contact potentials. The latter one is rather troubling: it diverges in the limit of zero photon mass $\lambda \rightarrow 0$. From the point of view of classical electrodynamics,²⁴ this is not a reason for concern, because such short-range potentials do not affect macroscopic dynamics of classical point-like charges. However, this potential has infinite effect on eigenstates and eigenvalues of quantum compound systems, e.g., the hydrogen atom. How are we going to solve this problem?

14.2.3 Lamb shift

As we saw in (12.26), in the 2nd order theory hydrogen levels $2S^{1/2}$ and $2P^{1/2}$ have exactly the same energies. However, in 1947 Lamb and Retherford found a small gap between the two levels, which is now known as the *Lamb shift*. The modern experimental value for the Lamb shift is [WHSK⁺95]

²⁴See chapter 15.

$$\begin{aligned}
\varepsilon_{2S^{1/2}} - \varepsilon_{2P^{1/2}} &= 4.37 \times 10^{-6} \text{ eV} \\
&= 2\pi\hbar \times 1057.8 \text{ MHz}
\end{aligned}
\tag{14.26}$$

The presence of the Lamb shift was completely unexpected from the point of view of the quantum theory available at the time. Attempts to explain this effect played an important role in the development of quantum electrodynamics. Successful calculation of the shift value (14.26) was a major triumph of QED. Here we are going to calculate the Lamb shift within our dressed particle approach.

The effects of the 4th order potentials (14.24) on energies of the $2S^{1/2}$ and $2P^{1/2}$ hydrogen states can be calculated using perturbation theory, as in section 12.2. The results are collected in Table 14.1.

The short-range contact potential in the 1st term in (14.24) shifts only the s -state, whose wave function is non-zero at the origin

$$\Delta\varepsilon_{2S^{1/2}}^{\text{contact}} = -\frac{8\hbar^3\alpha^2}{30m^2c} |\psi_{2S}(0)|^2 = -\frac{mc^2\alpha^5}{30\pi}$$

Table 14.1: 4th order perturbative energy corrections to $2S^{1/2}$ and $2P^{1/2}$ energy levels of the hydrogen atom.

contribution	potential	$\Delta\varepsilon_{2S^{1/2}}$	$\Delta\varepsilon_{2P^{1/2}}$
contact (14.24)	$-\frac{e^2\hbar^2\alpha}{30m^2c^2\pi}\delta(\mathbf{r})$	$-\frac{mc^2\alpha^5}{30\pi}$	0
vertex (14.24)	$-\frac{4\hbar^3\alpha^2}{3m^2c}\ln\left(\frac{\lambda}{m}\right)\delta(\mathbf{r})$	$-\frac{mc^2\alpha^5}{6\pi}\ln\left(\frac{\lambda}{m}\right)$	0
emission (14.18)		$\frac{mc^2\alpha^5}{6\pi}\ln\left(\frac{\lambda}{17.6\alpha^2m}\right)$	0
spin-orbit (14.24)	$-\frac{e^2\alpha[\mathbf{r}\times\mathbf{q}]\cdot\mathbf{S}_{el}}{16\pi^2m^2c^2r^3}$	0	$-\frac{mc^2\alpha^5}{48\pi}$
Total correction		$\frac{mc^2\alpha^5}{6\pi}\left[-\frac{1}{5}-\ln(17.6\alpha^2)\right]$	$-\frac{mc^2\alpha^5}{48\pi}$

As we mentioned in the preceding subsection, the energy correction due to the last term in (14.24)

$$\Delta\varepsilon_{2S^{1/2}}^{vertex} = -\frac{4\hbar^3\alpha^2}{3m^2c} \ln\left(\frac{\lambda}{m}\right) |\psi_{2S}(0)|^2 = -\frac{mc^2\alpha^5}{6\pi} \ln\left(\frac{\lambda}{m}\right) \quad (14.27)$$

diverges in the limit $\lambda \rightarrow 0$, which seems to be unphysical. Luckily, there is another interaction that cancels this divergence. This is the 3rd order bremsstrahlung potential²⁵ (14.11), which induces the energy shift (14.18)

$$\Delta\varepsilon_{2S^{1/2}}^{emission} = \frac{mc^2\alpha^5}{6\pi} \ln\left(\frac{\lambda}{16.64\alpha^2m}\right)$$

So, the total energy correction becomes finite. The only interaction affecting the $2P^{1/2}$ level is the 2nd term in (14.24). The corresponding energy shift can be evaluated by the method from subsection 12.2.3.

Finally, within our approximations, the full 4th order contribution to the Lamb shift

$$\begin{aligned} \varepsilon_{2S^{1/2}} - \varepsilon_{2P^{1/2}} &= \Delta\varepsilon_{2S^{1/2}}^{contact} + \Delta\varepsilon_{2S^{1/2}}^{emission} + \Delta\varepsilon_{2S^{1/2}}^{vertex} - \Delta\varepsilon_{2P^{1/2}}^{spin-orbit} \\ &= \frac{mc^2\alpha^5}{6\pi} \left[-\frac{3}{40} - \ln(16.64\alpha^2) \right] = 3.91 \times 10^{-6} eV \\ &= 2\pi\hbar \times 945 \text{ MHz} \end{aligned}$$

is in a good agreement with the experimental value (14.26). Relative positions of lowest energy levels of the hydrogen atom are shown in Fig. 12.1.

Let us stress once again that in RQD we do not assume the existence of virtual particles or non-trivial vacuum. Therefore, we explain the high-order effects entirely in terms of small corrections to inter-particle potentials without any reference to “virtual particle exchanges”, “vacuum polarization”, and other field-theoretical terminology. In the literature one can find a number of similar “effective” particle approaches [Hol04, PS98a, PS98b, GR80, GRI89, FS88], which use inter-particle potentials with radiative corrections.

²⁵This interaction couples the “electron+proton” subspace of the Fock space with the “electron+proton+photon” subspace. So, strictly speaking, this is not a true electron-proton potential.

14.2.4 Electron's anomalous magnetic moment

As we discussed in chapter 10, renormalization has no effect on the electron's charge, because this is forbidden by the charge renormalization condition postulate 10.2. However, there is another electron's property - the *magnetic moment* - which is not restricted by any postulate. The effect of renormalization on the electron's magnetic moment was first calculated by Schwinger in 1948. This was a major triumph of the renormalized QED. In this subsection we are going to reproduce this result within our dressed particle approach.

The electron's magnetic moment manifests itself by the electron's dynamics in external "magnetic fields".²⁶ In our electron-proton system, in principle, the proton can play the role of a source of such a "magnetic field". Unfortunately, so far we assumed that the proton's mass is infinite and that this particle is motionless. Thus, in our approximation we have lost the effect of the proton's magnetic field. In order to have a model of electron-magnet interaction, let us consider the effect of a finite proton mass $M < \infty$. In the 2nd perturbation order the relevant potential was obtained in equation (12.14)

$$V_{s-o} = -\frac{e^2[\mathbf{r} \times \mathbf{p}] \cdot \mathbf{S}_{el}}{4\pi M m c^2 r^3} \quad (14.28)$$

where \mathbf{p} is the proton's momentum. It is customary to define the electron's magnetic moment and its interaction with a moving charge e by formulas²⁷

$$\begin{aligned} \vec{\mu}_{el} &\equiv -\frac{ge\mathbf{S}_{el}}{2mc} \\ V_{s-o} &= \frac{e[\mathbf{r} \times \mathbf{p}] \cdot \vec{\mu}_{el}}{4\pi M c r^3} \end{aligned}$$

where g is the so-called *gyromagnetic ratio* or simply the *g-factor*. Thus, comparing (14.28) and (14.29), we conclude that in the 2nd perturbation order $g = 2$. In higher orders we expect some corrections to this value. Here we will be interested in the 4th order correction β_4 , such that

²⁶Experimental manifestations of particle magnetic moments will be discussed in more detail in chapter 15.

²⁷see equation (11.100) in [Jac99]

$$g = 2(1 + \beta_4) \quad (14.29)$$

Recall that interaction (14.28) has resulted from the momentum-space coefficient function in (12.7)

$$v_{2s-o}(\mathbf{p}, \mathbf{q}, \mathbf{k}; \pi, \epsilon, \pi', \epsilon') = \frac{ie^2\hbar^2\delta_{\pi,\pi'}}{(2\pi\hbar)^3}\chi_\epsilon^{(el)\dagger} \left(\frac{\vec{\sigma}_{el} \cdot [\mathbf{k} \times \mathbf{p}]}{2Mmc^2k^2} \right) \chi_{\epsilon'}^{(el)} \quad (14.30)$$

Now our plan is to find a 4th order terms with the similar structure. One can easily see that the only relevant S -matrix contribution is (10.48). Retaining only the leading first term in the square bracket there, we obtain

$$s_{4s-o}(\mathbf{p}, \mathbf{q}, \mathbf{k}; \pi, \epsilon, \pi', \epsilon') \approx -\frac{i\alpha^2}{2\pi^2k^2}\mathbf{U}(\mathbf{q} + \mathbf{k}, \epsilon; \mathbf{q}, \epsilon') \cdot \mathbf{W}(\mathbf{p} - \mathbf{k}, \pi; \mathbf{p}, \pi')$$

To obtain the coefficient function of the corresponding potential we just need to use (J.68), (J.69), and multiply the result by the usual factor $1/(-2\pi i)$

$$\begin{aligned} v_{4s-o} &= \frac{i\alpha^2\delta_{\pi,\pi'}}{(2\pi i)2\pi^2k^2}\chi_\epsilon^{(el)\dagger} \left(\frac{i[\vec{\sigma}_{el} \times \mathbf{k}]}{2mc} \right) \cdot \left(\frac{2\mathbf{p} - \mathbf{k}}{2Mc} \right) \chi_{\epsilon'}^{(el)} \\ &= \frac{ie^2\hbar^2\delta_{\pi,\pi'}}{(2\pi\hbar)^3} \left(\frac{\alpha}{2\pi} \right) \chi_\epsilon^{(el)\dagger} \left(\frac{\vec{\sigma}_{el} \cdot [\mathbf{k} \times \mathbf{p}]}{2Mmc^2k^2} \right) \chi_{\epsilon'}^{(el)} \end{aligned}$$

This 4th order matrix element differs from the similar 2nd order matrix element (14.30) only by the factor $\alpha/(2\pi)$, which is the desired value of β_4 in (14.29). So, in our approximation, the g -factor is

$$g = 2 \left(1 + \frac{\alpha}{2\pi} \right) \approx 2.0023 \quad (14.31)$$

which is the standard 4th order QED result.

Chapter 15

CLASSICAL ELECTRODYNAMICS

All of physics is either impossible or trivial. It is impossible until you understand it and then it becomes trivial.

Ernest Rutherford

So far in this book we were concerned with quantum mechanical description of electromagnetic phenomena. We focused on scattering, decays, and bound states of systems of charges and achieved a good agreement with experiments in the 4th order of perturbation theory. We can expect even better accuracy by extending our dressed particle approach to higher perturbation orders. We are not going to do that in our book. Instead, we will consider another broad class of electromagnetic phenomena, namely the dynamics of macroscopic charges in the classical limit.

Classical theory of electromagnetic phenomena was formulated a century-and-a-half ago. It was based on a set of equations, which were designed by Maxwell as a theoretical generalization for a large number of experiments, in particular those performed by Faraday. By and large, this theory enjoyed a good agreement with experiment. However, in section 15.2 and in chapter 16 we will meet a number of paradoxes and experiments that cannot be explained within the Maxwell's theory.

In the present chapter we will apply the direct interaction RQD approach

to classical electrodynamics. Our goal is to show that this is a plausible alternative to the standard theory based on Maxwell's equations.

We would like to emphasise that our classical electromagnetic theory is obtained by a straightforward application of the $\hbar \rightarrow 0$ limit to RQD equations. There is no such a direct connection between the traditional QED and the Maxwell's theory.

15.1 Hamiltonian formulation

The central idea of Maxwell's electrodynamics is that charged particles interact with each other indirectly via electric and magnetic fields and that electromagnetic radiation is an electromagnetic field varying in time and space. In this book we are challenging these universally accepted points of view. Our main concern is that such primary ingredients of the classical theory as Maxwell fields, Liénard-Wiechert potentials, and the Lorentz force law cannot be expressed in the language of Poincaré group generators, e.g., the Hamiltonian. In our opinion, this is the universal language in which all physical theories ought to be formulated. In particular, the Poincaré invariant Hamiltonian dynamics is the most natural way to ensuring conservation laws and correct transformations of observables between different reference frames. In Maxwell's approach the validity of these important requirements is not obvious at all.

We argue that all results of conventional classical electromagnetic theory can be equally well (or even better) explained from the viewpoint of Hamiltonian dynamics of charged particles with direct interactions, where "fields" are not involved at all. In our approach light is described as a flow of massless particles – photons, rather than the so-called transverse "electromagnetic wave".

In section 12 we already derived the Darwin-Breit Hamiltonian (12.10) for charged particles as an approximation to the full-fledged RQD. This Hamiltonian was obtained in the 2nd order perturbation theory within the $(v/c)^2$ approximation. Our goal now is to demonstrate that this Hamiltonian can be used successfully even in classical (non-quantum) approximation. Then it provides a reasonably accurate description of electromagnetic processes in which acceleration of charged particles is low, so that one can neglect the emission of electromagnetic radiation (photons). The Darwin-Breit approach adopted here is fundamentally different from the generally accepted

Maxwell's theory. In the Darwin-Breit approach charged particles interact via instantaneous potentials; there are no electromagnetic fields and no specific "field energy" associated with them. In spite of these differences, we will see that in many cases it is very difficult to distinguish these two approaches experimentally, as both of them lead to very similar predictions. We will also find situations¹ in which the traditional Maxwell's theory leads to contradictions and paradoxes. These paradoxes find their resolution in the Darwin-Breit electrodynamics.

In this chapter, we will be working in the classical approximation: ignoring all quantum effects,² not paying attention to the order of dynamical variables in their products and using Poisson brackets $[\dots, \dots]_P$ instead of quantum commutators $(-i/\hbar)[\dots, \dots]$. We will also represent all quantities as series in powers of v/c and leave only terms whose order is not higher than $(v/c)^2$.

15.1.1 Darwin-Breit Hamiltonian

The Darwin-Breit Hamiltonian $H = H_0 + V$ for a system of two charges q_1 and q_2 consists of the free part

$$\begin{aligned} H_0 &= h_1 + h_2 \\ &= \sqrt{m_1^2 c^4 + p_1^2 c^2} + \sqrt{m_2^2 c^4 + p_2^2 c^2} \\ &\approx m_1 c^2 + m_2 c^2 + \frac{p_1^2}{2m_1} + \frac{p_2^2}{2m_2} - \frac{p_1^4}{8m_1^3 c^2} - \frac{p_2^4}{8m_2^3 c^2} \end{aligned} \quad (15.1)$$

and the potential energy V (12.11) - (12.15)³

$$V \approx \frac{q_1 q_2}{4\pi r} - \frac{q_1 q_2}{8\pi m_1 m_2 c^2 r} \left((\mathbf{p}_1 \cdot \mathbf{p}_2) + \frac{(\mathbf{p}_1 \cdot \mathbf{r})(\mathbf{p}_2 \cdot \mathbf{r})}{r^2} \right)$$

¹See section 15.2 and chapter 16.1.

²The only exception is our discussion of the Aharonov-Bohm effect in section 15.4.

³We denote $\mathbf{r} \equiv \mathbf{r}_1 - \mathbf{r}_2$ throughout this chapter. In the case of electron-proton system, the charges are $q_1 = -e$ and $q_2 = +e$. Contact terms proportional to $\delta(\mathbf{r})$ are not relevant for classical mechanics and are omitted. We also omitted 3rd and 4th order corrections to this Hamiltonian that were derived in sections 14.1 and 14.2. In Appendix N.3 we verified that with a properly chosen boost generator $\mathbf{K} = \mathbf{K}_0 + \mathbf{Z}$ the Hamiltonian $H = H_0 + V$ satisfies all Poincaré Lie algebra relationships within the $(v/c)^2$ approximation.

$$\begin{aligned}
& -\frac{q_1 q_2 [\mathbf{r} \times \mathbf{p}_1] \cdot \mathbf{s}_1}{8\pi m_1^2 c^2 r^3} + \frac{q_1 q_2 [\mathbf{r} \times \mathbf{p}_2] \cdot \mathbf{s}_2}{8\pi m_2^2 c^2 r^3} + \frac{q_1 q_2 [\mathbf{r} \times \mathbf{p}_2] \cdot \mathbf{s}_1}{4\pi m_1 m_2 c^2 r^3} \\
& -\frac{q_1 q_2 [\mathbf{r} \times \mathbf{p}_1] \cdot \mathbf{s}_2}{4\pi m_1 m_2 c^2 r^3} + \frac{q_1 q_2 (\mathbf{s}_1 \cdot \mathbf{s}_2)}{4\pi m_1 m_2 c^2 r^3} - \frac{3q_1 q_2 (\mathbf{s}_1 \cdot \mathbf{r})(\mathbf{s}_2 \cdot \mathbf{r})}{4\pi m_1 m_2 c^2 r^5}
\end{aligned} \tag{15.2}$$

In order to use this Hamiltonian in practical calculations, we introduce few adjustments. First, we omit the rest energies of the two particles, because they have no effect on dynamics. Second, we notice that particle spins \mathbf{s}_i are not easily measurable in classical experiments. It is more convenient to replace them with magnetic moments $\vec{\mu}_i$, which are known to be proportional to spins. This dependence includes anomalous contributions, i.e., those not described by the classical formula $\vec{\mu}_i = q_i \mathbf{s}_i / (m_i c)$. The electron's anomalous magnetic moment has been discussed in subsection 14.2.4. We will not dwell on this issue here and simply postulate that the full Hamiltonian for two charged spinning classical particles takes the form

$$\begin{aligned}
H = & \frac{p_1^2}{2m_1} + \frac{p_2^2}{2m_2} - \frac{p_1^4}{8m_1^3 c^2} - \frac{p_2^4}{8m_2^3 c^2} + \frac{q_1 q_2}{4\pi r} \\
& - \frac{q_1 q_2}{8\pi m_1 m_2 c^2 r} \left(\mathbf{p}_1 \cdot \mathbf{p}_2 + \frac{(\mathbf{r} \cdot \mathbf{p}_2)(\mathbf{r} \cdot \mathbf{p}_1)}{r^2} \right) \\
& - \frac{q_1 [\mathbf{r} \times \mathbf{p}_1] \cdot \vec{\mu}_2}{4\pi m_1 c r^3} + \frac{q_1 [\mathbf{r} \times \mathbf{p}_2] \cdot \vec{\mu}_2}{8\pi m_2 c r^3} - \frac{q_2 [\mathbf{r} \times \mathbf{p}_1] \cdot \vec{\mu}_1}{8\pi m_1 c r^3} \\
& + \frac{q_2 [\mathbf{r} \times \mathbf{p}_2] \cdot \vec{\mu}_1}{4\pi m_2 c r^3} + \frac{(\vec{\mu}_1 \cdot \vec{\mu}_2)}{4\pi r^3} - \frac{3(\vec{\mu}_1 \cdot \mathbf{r})(\vec{\mu}_2 \cdot \mathbf{r})}{4\pi r^5}
\end{aligned} \tag{15.3}$$

15.1.2 Two charges

Let us consider a system of two spinless charged particles. The full Hamiltonian of this system (which is called the *Darwin Hamiltonian*) is obtained by dropping spin-dependent terms in the Darwin-Breit Hamiltonian (15.3)

$$\begin{aligned}
H = & \frac{p_1^2}{2m_1} + \frac{p_2^2}{2m_2} - \frac{p_1^4}{8m_1^3 c^2} - \frac{p_2^4}{8m_2^3 c^2} + \frac{q_1 q_2}{4\pi r} \\
& - \frac{q_1 q_2}{8\pi m_1 m_2 c^2 r} \left((\mathbf{p}_1 \cdot \mathbf{p}_2) + \frac{(\mathbf{p}_1 \cdot \mathbf{r})(\mathbf{p}_2 \cdot \mathbf{r})}{r^2} \right)
\end{aligned} \tag{15.4}$$

This Hamiltonian fully determines the dynamics in the system via Hamilton's equations of motion (6.99) - (6.100) and Poisson brackets (6.96). The time derivative of the first particle's momentum can be obtained from the first Hamilton's equation

$$\begin{aligned} \frac{d\mathbf{p}_1}{dt} &= [\mathbf{p}_1, H]_P = -\frac{\partial H}{\partial \mathbf{r}_1} \\ &= \frac{q_1 q_2 \mathbf{r}}{4\pi r^3} - \frac{q_1 q_2 (\mathbf{p}_1 \cdot \mathbf{p}_2) \mathbf{r}}{8\pi m_1 m_2 c^2 r^3} + \frac{q_1 q_2 \mathbf{p}_1 (\mathbf{p}_2 \cdot \mathbf{r})}{8\pi m_1 m_2 c^2 r^3} + \frac{q_1 q_2 (\mathbf{p}_1 \cdot \mathbf{r}) \mathbf{p}_2}{8\pi m_1 m_2 c^2 r^3} \\ &\quad - \frac{3q_1 q_2 (\mathbf{p}_1 \cdot \mathbf{r}) (\mathbf{p}_2 \cdot \mathbf{r}) \mathbf{r}}{8\pi m_1 m_2 c^2 r^5} \end{aligned} \quad (15.5)$$

Since Hamiltonian (15.4) is symmetric with respect to permutations of the two particles, we can obtain the time derivative of the second particle's momentum by replacing indices $1 \leftrightarrow 2$ in (15.5)

$$\frac{d\mathbf{p}_2}{dt} = -\frac{d\mathbf{p}_1}{dt} \quad (15.6)$$

Velocities of particles 1 and 2 are obtained from the second Hamilton's equation⁴

$$\begin{aligned} \mathbf{v}_1 &\equiv \frac{d\mathbf{r}_1}{dt} = [\mathbf{r}_1, H]_P = \frac{\partial H}{\partial \mathbf{p}_1} \\ &= \frac{\mathbf{p}_1}{m_1} - \frac{p_1^2 \mathbf{p}_1}{2m_1^3 c^2} - \frac{q_1 q_2 \mathbf{p}_2}{8\pi m_1 m_2 c^2 r} - \frac{q_1 q_2 (\mathbf{p}_2 \cdot \mathbf{r}) \mathbf{r}}{8\pi m_1 m_2 c^2 r^3} \end{aligned} \quad (15.7)$$

$$\mathbf{v}_2 \equiv \frac{d\mathbf{r}_2}{dt} = \frac{\mathbf{p}_2}{m_2} - \frac{p_2^2 \mathbf{p}_2}{2m_2^3 c^2} - \frac{q_1 q_2 \mathbf{p}_1}{8\pi m_1 m_2 c^2 r} - \frac{q_1 q_2 (\mathbf{p}_1 \cdot \mathbf{r}) \mathbf{r}}{8\pi m_1 m_2 c^2 r^3} \quad (15.8)$$

From these results we can calculate second time derivatives of particle positions (=accelerations)⁵

⁴This relationship between velocity and momentum is interaction-dependent because interaction energy in (15.4) is momentum-dependent.

⁵In this derivation we omitted terms proportional to $q_1^2 q_2^2$ due to their smallness (formally they belong to the 4th perturbation order). Also keeping the accuracy of $(v/c)^2$ we can set $\dot{\mathbf{r}} = \frac{d\mathbf{r}_1}{dt} - \frac{d\mathbf{r}_2}{dt} \equiv \mathbf{v}_1 - \mathbf{v}_2 \approx \frac{\mathbf{p}_1}{m_1} - \frac{\mathbf{p}_2}{m_2}$ in those terms that already have the factor $(1/c)^2$.

$$\begin{aligned}
\frac{d^2 \mathbf{r}_1}{dt^2} &= \frac{\dot{\mathbf{p}}_1}{m_1} - \frac{p_1^2 \dot{\mathbf{p}}_1}{2m_1^3 c^2} - \frac{2(\mathbf{p}_1 \cdot \dot{\mathbf{p}}_1) \mathbf{p}_1}{2m_1^3 c^2} + \frac{q_1 q_2 \mathbf{p}_2 (\mathbf{r} \cdot \dot{\mathbf{r}})}{8\pi m_1 m_2 c^2 r^3} \\
&\quad - \frac{q_1 q_2 (\mathbf{p}_2 \cdot \dot{\mathbf{r}}) \mathbf{r}}{8\pi m_1 m_2 c^2 r^3} + \frac{3q_1 q_2 (\mathbf{p}_2 \cdot \mathbf{r}) \mathbf{r} (\mathbf{r} \cdot \dot{\mathbf{r}})}{8\pi m_1 m_2 c^2 r^5} - \frac{q_1 q_2 (\mathbf{p}_2 \cdot \mathbf{r}) \dot{\mathbf{r}}}{8\pi m_1 m_2 c^2 r^3} \\
&\approx \frac{q_1 q_2 \mathbf{r}}{4\pi m_1 r^3} - \frac{q_1 q_2 (\mathbf{p}_1 \cdot \mathbf{p}_2) \mathbf{r}}{8\pi m_1^2 m_2 c^2 r^3} + \frac{q_1 q_2 \mathbf{p}_1 (\mathbf{p}_2 \cdot \mathbf{r})}{8\pi m_1^2 m_2 c^2 r^3} + \frac{q_1 q_2 (\mathbf{p}_1 \cdot \mathbf{r}) \mathbf{p}_2}{8\pi m_1^2 m_2 c^2 r^3} \\
&\quad - \frac{3q_1 q_2 (\mathbf{p}_1 \cdot \mathbf{r}) (\mathbf{p}_2 \cdot \mathbf{r}) \mathbf{r}}{8\pi m_1^2 m_2 c^2 r^5} - \frac{p_1^2}{2m_1^2 c^2} \frac{q_1 q_2 \mathbf{r}}{4\pi m_1 r^3} - \frac{2q_1 q_2 (\mathbf{p}_1 \cdot \mathbf{r}) \mathbf{p}_1}{8\pi m_1^3 c^2 r^3} + \frac{q_1 q_2 \mathbf{p}_2 (\mathbf{r} \cdot \mathbf{p}_1)}{8\pi m_1^2 m_2 c^2 r^3} \\
&\quad - \frac{q_1 q_2 \mathbf{p}_2 (\mathbf{r} \cdot \mathbf{p}_2)}{8\pi m_1 m_2^2 c^2 r^3} - \frac{q_1 q_2 (\mathbf{p}_2 \cdot \mathbf{p}_1) \mathbf{r}}{8\pi m_1^2 m_2 c^2 r^3} + \frac{q_1 q_2 (\mathbf{p}_2 \cdot \mathbf{p}_2) \mathbf{r}}{8\pi m_1 m_2^2 c^2 r^3} + \frac{3q_1 q_2 (\mathbf{p}_2 \cdot \mathbf{r}) \mathbf{r} (\mathbf{r} \cdot \mathbf{p}_1)}{8\pi m_1^2 m_2 c^2 r^5} \\
&\quad - \frac{3q_1 q_2 (\mathbf{p}_2 \cdot \mathbf{r}) \mathbf{r} (\mathbf{r} \cdot \mathbf{p}_2)}{8\pi m_1 m_2^2 c^2 r^5} - \frac{q_1 q_2 (\mathbf{p}_2 \cdot \mathbf{r}) \mathbf{p}_1}{8\pi m_1^2 m_2 c^2 r^3} + \frac{q_1 q_2 (\mathbf{p}_2 \cdot \mathbf{r}) \mathbf{p}_2}{8\pi m_1 m_2^2 c^2 r^3} \\
&= \frac{q_1 q_2 \mathbf{r}}{4\pi m_1 r^3} + \frac{q_1 q_2 (\mathbf{v}_1 - \mathbf{v}_2)^2 \mathbf{r}}{8\pi m_1 c^2 r^3} - \frac{q_1 q_2 v_1^2 \mathbf{r}}{4\pi m_1 c^2 r^3} + \frac{q_1 q_2 (\mathbf{v}_1 \cdot \mathbf{r}) (\mathbf{v}_2 - \mathbf{v}_1)}{4\pi m_1 c^2 r^3} \\
&\quad - \frac{3q_1 q_2 (\mathbf{v}_2 \cdot \mathbf{r})^2 \mathbf{r}}{8\pi m_1 c^2 r^5} \tag{15.9}
\end{aligned}$$

$$\begin{aligned}
\frac{d^2 \mathbf{r}_2}{dt^2} &\approx -\frac{q_1 q_2 \mathbf{r}}{4\pi m_2 r^3} - \frac{q_1 q_2 (\mathbf{v}_1 - \mathbf{v}_2)^2 \mathbf{r}}{8\pi m_2 c^2 r^3} + \frac{q_1 q_2 v_2^2 \mathbf{r}}{4\pi m_2 c^2 r^3} - \frac{q_1 q_2 (\mathbf{v}_2 \cdot \mathbf{r}) (\mathbf{v}_1 - \mathbf{v}_2)}{4\pi m_2 c^2 r^3} \\
&\quad + \frac{3q_1 q_2 (\mathbf{v}_1 \cdot \mathbf{r})^2 \mathbf{r}}{8\pi m_2 c^2 r^5} \tag{15.10}
\end{aligned}$$

15.1.3 Definition of force

There are two definitions of *force* commonly used in classical mechanics. In one definition the force acting on a particle is identified with the time derivative of that particle's momentum

$$\mathbf{f}_i \equiv \frac{d\mathbf{p}_i}{dt} \tag{15.11}$$

In another definition [CV68] the force is a product of the particle's rest mass and its acceleration⁶

⁶This is equivalent to the second Newton's law of motion.

$$\mathbf{f}_i \equiv m_i \frac{d^2 \mathbf{r}_i}{dt^2} \quad (15.12)$$

These two definitions are identical only for not-so-interesting potentials that do not depend on momenta (or velocities) of particles. In the Darwin-Breit electrodynamics we are dealing with momentum-dependent potentials, so we need to decide which definition of force we are going to use.

The usual definition (15.11) has the advantage that the third Newton's law of motion (the law of action and reaction) in a two-body system has a simple formulation⁷

$$\mathbf{f}_1 = -\mathbf{f}_2 \quad (15.13)$$

This is a trivial consequence of the law of conservation of the total momentum. It follows immediately from the vanishing Poisson bracket $[\mathbf{P}_0, H]_P = 0$ in the instant form of relativistic dynamics⁸

$$\frac{d\mathbf{p}_2}{dt} = [\mathbf{p}_2, H]_P = [\mathbf{P}_0 - \mathbf{p}_1, H]_P = -[\mathbf{p}_1, H]_P = -\frac{d\mathbf{p}_1}{dt} \quad (15.14)$$

Contrary to the usual practice, in this book we will use an alternative definition of force (15.12). Although this definition does not imply the *balance of forces* (15.13),⁹ it is preferable for several reasons. First, definition (15.12) is consistent with the standard notion that equilibrium (or zero acceleration $d^2\mathbf{r}/dt^2 = 0$) is achieved when the force vanishes.¹⁰ Second, definition (15.11) is less convenient because it is rather difficult to measure momenta of particles and their time derivatives in experiments. It is much easier to measure velocities and accelerations of particles, e.g., by time-of-flight techniques. For example, by measuring current in a wire we actually measure the amount of charge passing through the cross-section of the wire in a unit of time. This quantity is directly related to the velocity of electrons, while it has no direct connection to electrons' momenta.

⁷see (15.6)

⁸Note that in the traditional Maxwell's theory the proof of the validity of the third Newton's law is rather non-trivial. This "proof" requires introduction of such dubious notions as "hidden momentum" and/or momentum of the electromagnetic fields [Kel42, PN45, SJ67, Jef99a].

⁹This can be seen from comparing (15.9) and (15.10): $\mathbf{f}_1 \neq -\mathbf{f}_2$.

¹⁰This is the first Newton's law of motion.

15.1.4 Wire with current

Experimentally, it is very difficult to isolate two charged particles and measure their trajectories with the precision sufficient to verify theoretical predictions (15.9) - (15.10). In many cases it is more convenient to study behavior of electrons whose movement is confined inside wires made of conducting materials. In this subsection we will consider forces acting between electrons in wires and outside charges.

Let us consider the force exerted by a metal wire on a test charge q_1 located at point \mathbf{r}_1 outside the wire and moving with velocity \mathbf{v}_1 .¹¹ There are two kinds of charges in the wire: fixed positive ions of the lattice and mobile negatively charged electrons. In most cases the total charge of the ions compensates exactly the total charge of the electrons, so that the wire is electrically neutral. We assume that the spins (or magnetic moments $\vec{\mu}_2$) of ions and that electrons in the wire are oriented randomly. Therefore, all $\vec{\mu}_2$ -dependent terms in (15.3) vanish after averaging over angles. If the wire moves as a whole with velocity \mathbf{w} , then \mathbf{w} -dependent Darwin interactions¹² of the charge 1 with electrons and ions in the wire cancel each other. So, the force acting on the charge 1 does not depend on the wire's velocity, and we can assume that the wire remains stationary and that only electrons in the wire are moving with velocity \mathbf{v}_2 . Electrons in the wire participate in two kinds of movements: *thermal* and *drift* movements. The velocities of the thermal movement are rather high, but their orientations are distributed randomly. The drift velocity is directed along the applied voltage, and its magnitude is very small (\approx mm/sec).

Let us first see the effect of thermally agitated electrons¹³ on the external charge 1. In this case we can omit terms that do not depend on \mathbf{v}_2 in equation (15.9), because these terms are canceled by forces from positively charged lattice ions. We can also neglect terms having linear dependence on \mathbf{v}_2 , because they average out to zero due to the isotropy of the thermal movement. So, the force acting on the charge 1 due to the thermal chaotic movement of electrons 2 is proportional to v_2^2

$$\mathbf{f}_1 = \frac{q_1 q_2 v_2^2 \mathbf{r}}{8\pi c^2 r^3} - \frac{3q_1 q_2 (\mathbf{v}_2 \cdot \mathbf{r})^2 \mathbf{r}}{8\pi c^2 r^5} \quad (15.15)$$

¹¹Here we ignore the magnetic moment of the test particle: $\vec{\mu}_1 = 0$.

¹²the second line in equation (15.3)

¹³They are marked by the index 2 in this derivation.

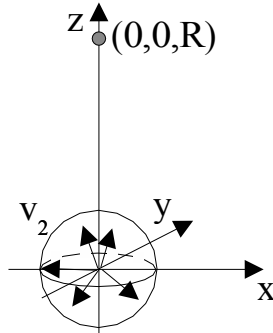


Figure 15.1: Interaction of a charge 1 at $(0, 0, R)$ with a piece of conductor placed in the origin. It is assumed that conductor's electrons have thermal velocities with absolute value v_2 and random orientations.

Now consider a small piece of conductor located in the origin and the charge 1 at the point $(0, 0, R)$ on the z -axis (see Fig. 15.1). Our goal is to show that the total force¹⁴ acting on the charge 1 is zero. To prove this fact it is sufficient to show that expression (15.15) yields zero when averaged over directions of \mathbf{v}_2 with the absolute value v_2 kept fixed. The x - and y -components of this average are zero by symmetry, and the z -component is given by the integral on the surface of a sphere of radius v_2 ¹⁵

$$\begin{aligned} I_z &= \frac{q_1 q_2}{8\pi} \int_0^\pi \sin \theta d\theta \int_0^{2\pi} d\varphi \left(\frac{v_2^2}{R^2} - \frac{3v_2^2 \cos^2 \theta}{R^2} \right) \\ &= \frac{q_1 q_2}{8\pi} \left(\frac{4\pi v_2^2}{R^2} + \frac{6\pi v_2^2}{R^2} \int_1^{-1} t^2 dt \right) = 0 \end{aligned}$$

By similar arguments one can show that the reciprocal force exerted by the charge on the conductor without current vanishes as well. So, we conclude that the thermal movement of electrons can be ignored in conductor-charge calculations.

Let us now consider the charge 1 and an infinite straight wire with a non-zero drift velocity of electrons \mathbf{v}_2 in the geometry shown in Fig. 15.2. The

¹⁴or the average of forces (15.15) over different values of \mathbf{v}_2

¹⁵Here we use spherical coordinates with angles $\varphi \in [0, 2\pi)$ and $\theta \in [0, \pi]$, so that $(\mathbf{v}_2 \cdot \mathbf{r}) = v_2 R \cos \theta$.

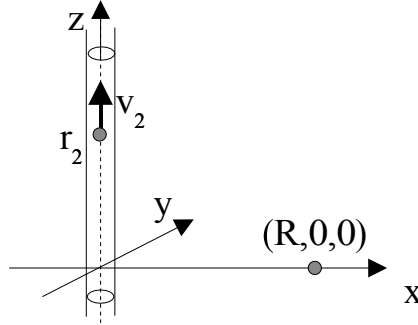


Figure 15.2: Interaction of a charge at $(R, 0, 0)$ with an infinite straight vertical wire with current.

linear density of conduction electrons in the wire is denoted by ρ_2 . First we would like to calculate the force acting on the charge 1 from a small portion dr_{2z} of the wire. Then we use formula (15.9), keeping only terms dependent on \mathbf{v}_2

$$\begin{aligned} d\mathbf{f}_1 &= q_1\rho_2 dr_{2z} \left(-\frac{(\mathbf{v}_1 \cdot \mathbf{v}_2)\mathbf{r}}{4\pi c^2 r^3} + \frac{v_2^2 \mathbf{r}}{8\pi c^2 r^3} + \frac{(\mathbf{v}_1 \cdot \mathbf{r})\mathbf{v}_2}{4\pi c^2 r^3} - \frac{3(\mathbf{v}_2 \cdot \mathbf{r})^2 \mathbf{r}}{8\pi c^2 r^5} \right) \\ &= q_1\rho_2 dr_{2z} \left(\frac{[\mathbf{v}_1 \times [\mathbf{v}_2 \times \mathbf{r}]]}{4\pi c^2 r^3} + \frac{v_2^2 \mathbf{r}}{8\pi c^2 r^3} - \frac{3(\mathbf{v}_2 \cdot \mathbf{r})^2 \mathbf{r}}{8\pi c^2 r^5} \right) \end{aligned} \quad (15.16)$$

The full force is obtained by integrating (15.16) on the full length of the wire. Let us first show that the integral of the 2nd and 3rd term vanishes. The y - and z -components of this integral are zero due to symmetry. For the x -component we obtain

$$\begin{aligned} I_x &= \frac{q_1\rho_2 v_2^2}{8\pi m_1 c^2} \int_{-\infty}^{\infty} dr_{2z} \left(\frac{R}{(R^2 + r_{2z}^2)^{3/2}} - \frac{3r_{2z}^2 R}{(R^2 + r_{2z}^2)^{5/2}} \right) \\ &= 0 \end{aligned}$$

This result means, in particular, that a neutral superconducting (=zero resistance) wire with current does not create v_2^2 -dependent electrostatic potential in the surrounding space. In other words, a straight wire with current does not act on charges at rest. The observation of such a potential was

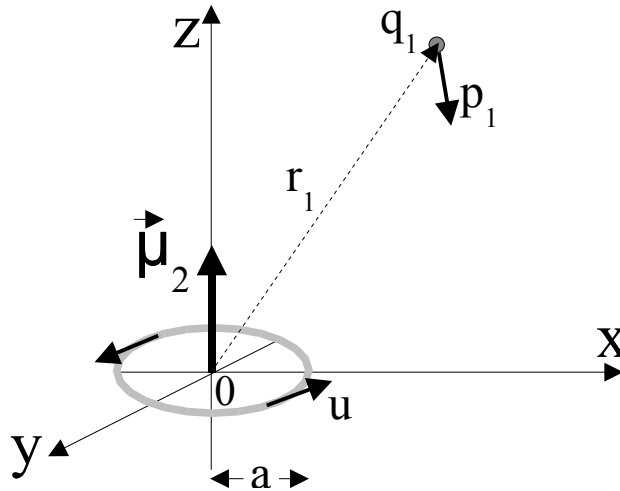


Figure 15.3: Interaction between a current loop and a charge. The charge q_1 is located at a general point in space $\mathbf{r}_1 = (r_{1x}, r_{1y}, r_{1z})$ and has an arbitrary momentum $\mathbf{p}_1 = (p_{1x}, p_{1y}, p_{1z})$.

erroneously reported in [EKL76]. Subsequent more accurate measurements [LEK92, SSS⁺02] did not confirm that report.

So, the full force acting on the charge 1 is obtained by integration of the first term in (15.16) on the length of the wire

$$\mathbf{F}_1 = \frac{q_1 \rho_2}{4\pi c^2} \int_{-\infty}^{\infty} dr_{2z} \frac{[\mathbf{v}_1 \times [\mathbf{v}_2 \times \mathbf{r}]]}{r^3} \quad (15.17)$$

In this expression one easily recognizes the Biot-Savart force law of the traditional Maxwell's theory. This means that all results of Maxwell's theory referring to magnetic properties of wires with currents remain valid in our approach.

15.1.5 Charge and current loop

Let us use the Darwin Hamiltonian (15.4) to calculate the interaction energy between a neutral circular current-carrying wire of a small radius a and a point charge in the geometry shown in Fig. 15.3. As we saw in the preceding subsection, the movement of the wire as a whole does not have

any effect on its interaction with the charge. So, we will assume that the current loop is fixed in the origin. We need to take into account only the velocity-dependent interaction between the charge 1 and negative charges of conduction electrons having linear density ρ_2 and drift velocity $\mathbf{v}_2 \approx \mathbf{p}_2/m_2$, whose tangential component is u , as shown in Fig. 15.3. Then the potential energy of interaction between the charge 1 and the loop element dl is given by the Darwin's formula

$$V_{dl2-q1} \approx -\frac{q_1\rho_2 dl}{8\pi m_1 c^2} \left(\frac{(\mathbf{p}_1 \cdot \mathbf{v}_2)}{r} + \frac{(\mathbf{p}_1 \cdot \mathbf{r})(\mathbf{v}_2 \cdot \mathbf{r})}{r^3} \right)$$

In the coordinate system shown in Fig. 15.3 the line element in the loop is $dl = a d\theta$ and $\mathbf{v}_2 = (-u \sin \theta, u \cos \theta, 0)$. In the limit $a \rightarrow 0$ we can approximate

$$\frac{1}{r} \equiv \frac{1}{|\mathbf{r}_1 - \mathbf{r}_2|} \approx \frac{1}{r_1} + \frac{a(r_{1x} \cos \theta + r_{1y} \sin \theta)}{r_1^3} \quad (15.18)$$

$$\frac{1}{r^3} \equiv \frac{1}{|\mathbf{r}_1 - \mathbf{r}_2|^3} \approx \frac{1}{r_1^3} + \frac{3a(r_{1x} \cos \theta + r_{1y} \sin \theta)}{r_1^5} \quad (15.19)$$

The full interaction between the charge and the loop is obtained by integrating V_{dl2-q1} on θ from 0 to 2π and neglecting small terms proportional to a^3

$$\begin{aligned} & V_{loop2-q1} \\ \approx & -\frac{aq_1\rho_2}{8\pi m_1 c^2} \int_0^{2\pi} d\theta \left[(-up_{1x} \sin \theta + up_{1y} \cos \theta) \left(\frac{1}{r_1} + \frac{a(r_{1x} \cos \theta + r_{1y} \sin \theta)}{r_1^3} \right) \right. \\ & \left. + (-ur_{1x} \sin \theta + ur_{1y} \cos \theta) ((\mathbf{p}_1 \cdot \mathbf{r}_1) - p_{1x}a \cos \theta - p_{1y}a \sin \theta) \times \right. \\ & \left. \left(\frac{1}{r_1^3} + \frac{3a(r_{1x} \cos \theta + r_{1y} \sin \theta)}{r_1^5} \right) \right] \\ \approx & -\frac{a^2 u q_1 \rho_2 [\mathbf{r}_1 \times \mathbf{p}_1]_z}{4m_1 c^2 r_1^3} \quad (15.20) \end{aligned}$$

Taking into account the usual definition of the loop's magnetic moment¹⁶ as a vector $\vec{\mu}_2$ whose length is $\mu_2 = \pi a^2 \rho_2 u / c$ and whose direction is orthogonal

¹⁶see equation (5.42) in [Jac99]

to the plane of the loop, we can generalize (15.20) for arbitrary position and orientation of the loop

$$V_{loop2-q1} \approx -\frac{q_1[\vec{\mu}_2 \times \mathbf{r}] \cdot \mathbf{p}_1}{4\pi m_1 c r^3} \quad (15.21)$$

So, the full Hamiltonian for the system of charge 1 and current loop 2 is

$$H = \frac{p_1^2}{2m_1} + \frac{p_2^2}{2m_2} - \frac{p_1^4}{8m_1^3 c^2} - \frac{p_2^4}{8m_2^3 c^2} - \frac{q_1[\vec{\mu}_2 \times \mathbf{r}] \cdot \mathbf{p}_1}{4\pi m_1 c r^3} \quad (15.22)$$

Now we can use this Hamiltonian to obtain the dynamics in the “loop+charge” system. The time derivative of the particle’s momentum can be obtained from the Hamilton’s equation of motion (6.99)

$$\frac{d\mathbf{p}_1}{dt} = -\frac{\partial H}{\partial \mathbf{r}_1} = \frac{q_1[\mathbf{p}_1 \times \vec{\mu}_2]}{4\pi m_1 c r^3} - \frac{3q_1([\mathbf{p}_1 \times \vec{\mu}_2] \cdot \mathbf{r})\mathbf{r}}{4\pi m_1 c r^5}$$

The time derivative of the loop’s momentum follows from the momentum conservation law (15.14)

$$\frac{d\mathbf{p}_2}{dt} = -\frac{d\mathbf{p}_1}{dt}$$

The velocity of the charge 1 is obtained from the 2nd Hamilton’s equation of motion

$$\mathbf{v}_1 = \frac{\partial H}{\partial \mathbf{p}_1} = \frac{\mathbf{p}_1}{m_1} - \frac{p_1^2 \mathbf{p}_1}{2m_1^3 c} - \frac{q_1[\vec{\mu}_2 \times \mathbf{r}]}{4\pi m_1 c r^3} \quad (15.23)$$

Acceleration of this particle is obtained as a time derivative of (15.23)¹⁷

¹⁷Here we noticed that $\mathbf{p}_1 \propto (v/c)^2$, therefore the time derivative of the second term on the right hand side of (15.23) is $\propto (v/c)^3$, so it can be ignored. We also neglected the time derivative of the magnetic moment $\dot{\vec{\mu}}_2 = [\vec{\mu}_2, H]_P$, because, due to (17.14), the Poisson bracket $[\mu_{2i}, \mu_{2j}]_P = q_2/(m_2 c) \sum_k \epsilon_{ijk} \mu_{2k}$ has an extra factor of c in the denominator, which means that terms proportional to $\dot{\vec{\mu}}_2$ are much smaller than other terms in (15.24). Vector identities (D.17) and (D.18) were used in the derivation of (15.24).

$$\begin{aligned}
\mathbf{a}_1 &\equiv \frac{d\mathbf{v}_1}{dt} \\
&\approx \frac{\dot{\mathbf{p}}_1}{m_1} - \frac{q_1[\vec{\mu}_2 \times \dot{\mathbf{r}}]}{4\pi m_1 c r^3} + \frac{3q_1[\vec{\mu}_2 \times \mathbf{r}](\mathbf{r} \cdot \dot{\mathbf{r}})}{4\pi m_1 c r^5} \\
&= \frac{q_1[\mathbf{p}_1 \times \vec{\mu}_2]}{2\pi m_1^2 c r^3} - \frac{3q_1([\vec{\mu}_2 \times \mathbf{r}] \cdot \mathbf{p}_1)\mathbf{r}}{4\pi m_1^2 c r^5} + \frac{3q_1[\vec{\mu}_2 \times \mathbf{r}](\mathbf{r} \cdot \mathbf{p}_1)}{4\pi m_1^2 c r^5} \\
&\quad + \frac{q_1[\vec{\mu}_2 \times \mathbf{p}_2]}{4\pi m_1 m_2 c r^3} - \frac{3q_1[\vec{\mu}_2 \times \mathbf{r}](\mathbf{r} \cdot \mathbf{p}_2)}{4\pi m_1 m_2 c r^5} \\
&= \frac{q_1[\mathbf{p}_1 \times \vec{\mu}_2]}{2\pi m_1^2 c r^3} - \frac{3q_1[\mathbf{p}_1 \times [\mathbf{r} \times [\vec{\mu}_2 \times \mathbf{r}]]]}{4\pi m_1^2 c r^5} - \left(\frac{d}{dt}\right)_2 \frac{q_1[\vec{\mu}_2 \times \mathbf{r}]}{4\pi m_1 c r^3} \\
&= -\frac{q_1[\mathbf{p}_1 \times \vec{\mu}_2]}{4\pi m_1^2 c r^3} + \frac{3q_1[\mathbf{p}_1 \times \mathbf{r}](\vec{\mu}_2 \cdot \mathbf{r})}{4\pi m_1^2 c r^5} - \left(\frac{d}{dt}\right)_2 \frac{q_1[\vec{\mu}_2 \times \mathbf{r}]}{4\pi m_1 c r^3} \quad (15.24)
\end{aligned}$$

The notation $\left(\frac{d}{dt}\right)_2$ means the time derivative (of \mathbf{r}) when only particle 2 (the loop) is allowed to move. For example

$$\left(\frac{d}{dt}\right)_2 \mathbf{r} = -\mathbf{v}_2 \approx -\frac{\mathbf{p}_2}{m_2}$$

15.1.6 Charge and spin's magnetic moment

Let us now consider the system of a spinless charged particle 1 and a spin's magnetic moment 2. The relevant Hamiltonian is obtained from (15.3) by assuming $\vec{\mu}_1 = 0$ and $q_2 = 0$ and dropping the corresponding terms¹⁸

$$H = \frac{p_1^2}{2m_1} + \frac{p_2^2}{2m_2} - \frac{p_1^4}{8m_1^3 c^2} - \frac{p_2^4}{8m_2^3 c^2} + \frac{q_1[\vec{\mu}_2 \times \mathbf{r}] \cdot \mathbf{p}_2}{8\pi m_2 c r^3} - \frac{q_1[\vec{\mu}_2 \times \mathbf{r}] \cdot \mathbf{p}_1}{4\pi m_1 c r^3} \quad (15.25)$$

As usual, we employ Hamilton's equations of motion to calculate the time derivative of the momentum, the velocity, and the acceleration

¹⁸Note that if the spin's magnetic moment is not moving ($\mathbf{p}_2 = 0$) then the interaction energy of "charge + moment" (the last term in (15.25)) is exactly the same as the interaction energy of "charge + current loop" (15.22). For a moving spin the interaction energy has an additional term (the last term in (15.25)) which is absent in (15.22).

$$\begin{aligned}
\frac{d\mathbf{p}_1}{dt} &= [\mathbf{p}_1, H]_P = -\frac{\partial H}{\partial \mathbf{r}_1} \\
&= \frac{q_1[\mathbf{p}_1 \times \vec{\mu}_2]}{4\pi m_1 cr^3} - \frac{3q_1([\mathbf{p}_1 \times \vec{\mu}_2] \cdot \mathbf{r})\mathbf{r}}{4\pi m_1 cr^5} - \frac{q_1[\mathbf{p}_2 \times \vec{\mu}_2]}{8\pi m_2 cr^3} + \frac{3q_1([\mathbf{p}_2 \times \vec{\mu}_2] \cdot \mathbf{r})\mathbf{r}}{8\pi m_2 cr^5} \\
\frac{d\mathbf{p}_2}{dt} &= -\frac{d\mathbf{p}_1}{dt} \\
\mathbf{v}_1 &\equiv \frac{d\mathbf{r}_1}{dt} = [\mathbf{r}_1, H]_P = \frac{\partial H}{\partial \mathbf{p}_1} = \frac{\mathbf{p}_1}{m_1} - \frac{p_1^2 \mathbf{p}_1}{2m_1^3 c} - \frac{q_1[\vec{\mu}_2 \times \mathbf{r}]}{4\pi m_1 cr^3} \\
\mathbf{a}_1 &\equiv \frac{d\mathbf{v}_1}{dt} \\
&\approx \frac{\dot{\mathbf{p}}_1}{m_1} - \frac{q_1[\vec{\mu}_2 \times \dot{\mathbf{r}}]}{4\pi m_1 cr^3} + \frac{3q_1[\vec{\mu}_2 \times \mathbf{r}](\mathbf{r} \cdot \dot{\mathbf{r}})}{4\pi m_1 cr^5} \\
&= \frac{q_1[\mathbf{p}_1 \times \vec{\mu}_2]}{2\pi m_1^2 cr^3} - \frac{3q_1([\mathbf{p}_1 \times \vec{\mu}_2] \cdot \mathbf{r})\mathbf{r}}{4\pi m_1^2 cr^5} + \frac{3q_1[\vec{\mu}_2 \times \mathbf{r}](\mathbf{r} \cdot \mathbf{p}_1)}{4\pi m_1^2 cr^5} \\
&\quad - \frac{3q_1[\mathbf{v}_2 \times \vec{\mu}_2]}{8\pi m_1 cr^3} + \frac{3q_1([\vec{\mu}_2 \times \mathbf{r}] \cdot \mathbf{v}_2)\mathbf{r}}{8\pi m_1 cr^5} - \frac{3q_1[\vec{\mu}_2 \times \mathbf{r}](\mathbf{r} \cdot \mathbf{v}_2)}{4\pi m_1 cr^5} \\
&= \frac{q_1[\mathbf{p}_1 \times \vec{\mu}_2]}{2\pi m_1^2 cr^3} - \frac{3q_1[\mathbf{p}_1 \times [\mathbf{r} \times [\vec{\mu}_2 \times \mathbf{r}]]}{4\pi m_1^2 cr^5} \\
&\quad - \frac{q_1[\mathbf{v}_2 \times \vec{\mu}_2]}{8\pi m_1 cr^3} + \frac{3q_1([\vec{\mu}_2 \times \mathbf{r}] \cdot \mathbf{v}_2)\mathbf{r}}{8\pi m_1 cr^5} + \frac{q_1[\vec{\mu}_2 \times \mathbf{v}_2]}{4\pi m_1 cr^3} - \frac{3q_1[\vec{\mu}_2 \times \mathbf{r}](\mathbf{r} \cdot \mathbf{v}_2)}{4\pi m_1 cr^5} \\
&= -\frac{q_1[\mathbf{p}_1 \times \vec{\mu}_2]}{4\pi m_1^2 cr^3} + \frac{3q_1[\mathbf{p}_1 \times \mathbf{r}](\vec{\mu}_2 \cdot \mathbf{r})}{4\pi m_1^2 cr^5} - \left(\frac{d}{dt}\right)_2 \frac{q_1[\vec{\mu}_2 \times \mathbf{r}]}{4\pi m_1 cr^3} \\
&\quad - \frac{d}{d\mathbf{r}_1} \frac{q_1([\mathbf{v}_2 \times \vec{\mu}_2] \cdot \mathbf{r})}{8\pi m_1 cr^3} \tag{15.26}
\end{aligned}$$

This means that acceleration of the charge 1 in the field of the spin's magnetic moment is basically the same as in the field of a current loop (15.24). The only difference is the presence of an additional gradient term - the last term on the right hand side of (15.26). This difference will be discussed in subsections 15.3.1 - 15.3.3 in greater detail.

15.1.7 Two types of magnets

Let us now consider the system “moving charge 1 + magnetic moment 2 at rest.” As we discussed above, the magnetic moment can be produced

either by a spinning particle or by a small current loop. The Hamiltonian¹⁹ is obtained either from (15.22) or from (15.25) by setting $\mathbf{p}_2 = 0$

$$H = \frac{p_1^2}{2m_1} + \frac{p_2^2}{2m_2} - \frac{p_1^4}{8m_1^3c^2} - \frac{p_2^4}{8m_2^3c^2} - \frac{q_1[\mathbf{r} \times \mathbf{p}_1] \cdot \vec{\mu}_2}{4\pi m_1 cr^3} \quad (15.27)$$

The force acting on the charge 1 is given by formula (15.24)

$$\begin{aligned} \mathbf{f}_1 &= m_1 \mathbf{a}_1 = -\frac{q_1[\mathbf{p}_1 \times \vec{\mu}_2]}{4\pi m_1 cr^3} + \frac{3q_1[\mathbf{p}_1 \times \mathbf{r}](\vec{\mu}_2 \cdot \mathbf{r})}{4\pi m_1 cr^5} \\ &\approx \frac{q_1}{c}[\mathbf{v}_1 \times \mathbf{b}_1] \end{aligned} \quad (15.28)$$

which is the standard definition of the magnetic part of the *Lorentz force* if another standard expression

$$\mathbf{b}_1 = -\frac{\vec{\mu}_2}{4\pi r^3} + \frac{3(\vec{\mu}_2 \cdot \mathbf{r})\mathbf{r}}{4\pi r^5} \quad (15.29)$$

is used for the “magnetic field” of the magnetic moment $\vec{\mu}_2$ at point \mathbf{r}_1 .²⁰ There are, however, important differences between our formulas and the standard approach. First, in the usual Lorentz force equation²¹ the force is identified with the time derivative of momentum (15.11). In our case, the force is “mass times acceleration.” Second, in our approach, there are no fields (electric or magnetic) having independent existence at each space point. There are only direct inter-particle forces. This is why we put “magnetic field” in quotes.

For comparison with experiment it is not sufficient to discuss point magnetic moments. We need to apply the above results to macroscopic magnets as well. It is important to mention that there are two origins of magnetization in materials. The first origin is due to the orbital motion of electrons. The second one is due to spin magnetic moments of electrons²². In permanent magnets both components play roles. The relative strength of the “orbital”

¹⁹which is the same in both cases

²⁰ See equation (5.56) in [Jac99].

²¹See, e.g., equation (11.124) in [Jac99].

²²the contribution from nuclear spins is much weaker

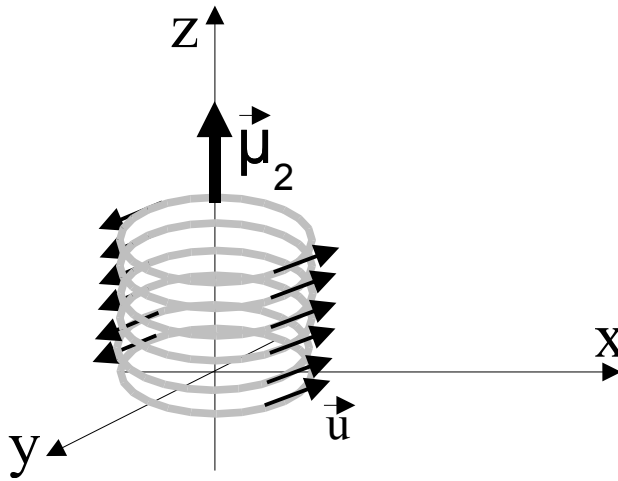


Figure 15.4: A thin solenoid can be represented as a stack of small current loops. The magnetization vector $\vec{\mu}_2$ is directed along the solenoid's axis.

and “spin” magnetizations varies among different types of magnetic materials. However, in most cases the dominant contribution is due to electron spins [RF69]. The full magnetization can be described by summing up total magnetic moments over all atoms in the body, and the full “magnetic field” of the macroscopic magnet is obtained by adding up contributions like (15.29).

The above discussion referred to permanent bar magnets. However, there is an alternative way to produce “magnetic field” by means of electromagnets – solenoids with current. In solenoids only the orbital component of magnetization (due to electrons moving in wires) is present. For example, a straight thin solenoid can be represented as a collection of small current loops²³ stacked on top of each other (see Fig. 15.4). The “magnetic field” of such a stack can be obtained by integrating (15.29) along the length of the stack.

This result can be also generalized for macroscopic solenoids with non-vanishing cross-sections. It is easy to see that each current-carrying coil in such a solenoid can be represented as a superposition of infinitely small loops (see Fig. 15.5). Then a macroscopic thick cylindrical solenoid can be represented as a set of parallel thin solenoids joined together.

²³see subsection 15.1.5

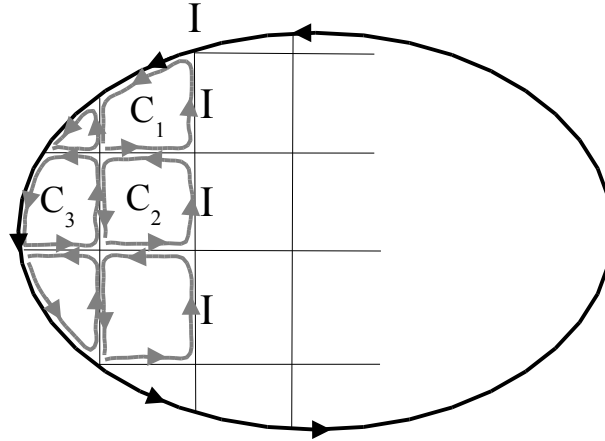


Figure 15.5: A wire coil (black thick line) with current I can be represented as a superposition of infinitesimally small wire loops C_1, C_2, C_3, \dots (grey lines) with the same current I . All (imaginary) inside currents cancel each other, so that only the (real) peripheral current remains.

15.1.8 Longitudinal forces in conductors

According to classical electrodynamics, the magnetic force (15.28) is always perpendicular to the particle's velocity. Consequently, there can be no magnetic force between two electrons moving inside the same straight thin wire with a steady current. Indeed, if we substitute $\mathbf{v}_1 = \mathbf{v}_2 \equiv \mathbf{v}$ and $\mathbf{r} \parallel \mathbf{v}$ in the standard Biot-Savart force law (15.30) - (15.31), we obtain $\mathbf{f}_1 = \mathbf{f}_2 = 0$. However, this result does not hold in our approach. Similar substitutions in our formulas (15.9) - (15.10) yield²⁴

$$\begin{aligned} \mathbf{f}_1 &= -\frac{q^2 v^2 \mathbf{r}}{4\pi c^2 r^3} - \frac{3q^2 (\mathbf{v} \cdot \mathbf{r})^2 \mathbf{r}}{8\pi c^2 r^5} = -\frac{5q^2 v^2 \mathbf{r}}{8\pi c^2 r^3} \\ \mathbf{f}_2 &= \frac{5q^2 v^2 \mathbf{r}}{8\pi c^2 r^3} \end{aligned}$$

which indicates the presence of an (longitudinal) attractive force parallel to the electrons velocity vectors. As discussed in [Ess07, Ess96, Ess95], this magnetic attraction of conduction electrons may contribute to superconductivity at low temperatures.

²⁴Here we ignore the Coulomb force components, which are shielded in metal conductors. q denotes electron's charge.

It is interesting to note that the issue of longitudinal interactions in conductors was discussed ever since Ampère suggested his charge interaction law in the early 19th century.²⁵ However, in contrast to our predicted attraction, the Ampère’s formula predicted longitudinal repulsion between two electrons in the same wire. Numerous experiments attempting to detect such a repulsion did not yield conclusive results. A recent study [GJR01] declared a confirmation of the Ampère’s repulsion. However, this conclusion was challenged in [CCTS13]. So, experimentally, the presence of longitudinal forces in conductors and their signs (i.e., attractive or repulsive) remains an unsettled issue.

15.2 Experiments and paradoxes

In this section we will discuss a number of real or thought electromagnetic experiments, whose description in classical Maxwell’s electrodynamics is inadequate or paradoxical. We will also consider these experiments from the point of view of the RQD direct interaction approach developed in the preceding section. Our goal is to demonstrate that in all cases the RQD description is more logical and consistent.

15.2.1 Conservation laws in Maxwell’s theory

One important class of difficulties characteristic to Maxwell’s electrodynamics is related to the apparent non-conservation of total observables (energy, momentum, angular momentum) in systems of interacting charges. Indeed, in Maxwell’s equations there is no built-in guarantee that total observables are conserved and that the total energy and momentum form a 4-vector quantity. Various electromagnetic paradoxes were formulated on the basis of Maxwell’s equations and the Lorentz force law [But69, Roh60, Fur69, APV88, Com96, Com00, Kho04, Kho05, Hni04, SG03, Teu96, Jac04, McD06, KY07a, KY07b, KY08, TY13, Man12, BRBG09, CB09]. The suggested “solutions” of these paradoxes involved such *ad hoc* constructions as “hidden momentum,” the energy and momentum of “electromagnetic fields,” “Poincaré stresses,” alternative non-Lorentz force laws, etc.

The simplest example of a paradox in Maxwell’s theory refers to an isolated system of two charges 1 and 2, which are free to move without influence

²⁵for a good review see [Joh96]

of external forces. By applying the standard Biot-Savart force law

$$\mathbf{f}_1 = \frac{q_1 q_2}{4\pi c^2} \frac{[\mathbf{v}_1 \times [\mathbf{v}_2 \times \mathbf{r}]]}{r^3} \quad (15.30)$$

$$\mathbf{f}_2 = -\frac{q_1 q_2}{4\pi c^2} \frac{[\mathbf{v}_2 \times [\mathbf{v}_1 \times \mathbf{r}]]}{r^3} \quad (15.31)$$

and the traditional force definition $\mathbf{f} = d\mathbf{p}/dt$ it is easy to see that the Newton's third law ($\mathbf{f}_1 = -\mathbf{f}_2$) is not satisfied for most geometries [How44]. As we discussed in subsection 15.1.3, this means that the total momentum of particles \mathbf{P}^p is not conserved. The usual explanation [Kel42, PN45] of this paradox is that the two charges alone do not constitute a closed physical system. In order to restore the momentum conservation one needs to take into account the momentum contained in the electromagnetic field surrounding the charges.

According to Maxwell's theory, electric and magnetic fields $\mathbf{E}(\mathbf{r}), \mathbf{B}(\mathbf{r})$ have momentum and energy given by integrals over entire space

$$\mathbf{P}^f = \frac{1}{4\pi c} \int d\mathbf{r} [\mathbf{E}(\mathbf{r}) \times \mathbf{B}(\mathbf{r})] \quad (15.32)$$

$$H^f = \frac{1}{8\pi} \int d\mathbf{r} (E^2(\mathbf{r}) + B^2(\mathbf{r})) \quad (15.33)$$

So, the idea of the standard explanation is that the total momentum of "particles + fields" ($\mathbf{P}^p + \mathbf{P}^f$) is conserved in all circumstances.

From the point of view of RQD, it is understandable when Maxwell's theory associates momentum and energy with transverse time-varying electromagnetic fields in free space. As we will discuss in subsection 15.5.5, these fields can be accepted as rough models of electromagnetic radiation. For free propagating fields, equations (15.32) and (15.33) are supposed to be equivalent to the sums of momenta and energies of photons, respectively.

However, Maxwell's theory goes even farther and claims that bound²⁶ electromagnetic fields surrounding charges or magnets also have non-zero momentum and energy. If this were true then one could easily imagine stationary systems (e.g., a charged magnet) where nothing is moving and where

²⁶stationary, non-radiating

fields \mathbf{E}, \mathbf{B} would possess a non-zero momentum.²⁷ However, this “electromagnetic field energy” idea does not seem attractive for a couple of reasons.

First, the “electromagnetic energy” integral (15.33) for the electric field $\mathbf{E} = q\mathbf{r}/(4\pi r^3)$ associated with a stationary point charge (e.g., an electron) is infinite.²⁸ To avoid this difficulty, various “classical models” of the electron were suggested, the simplest of which is a charged sphere of a small but finite radius. However, these models led to other problems. One of them is the famous “4/3 paradox”: It can be shown that the momentum of the electromagnetic field associated with a finite-radius electron does not form a 4-vector quantity together with its electromagnetic energy [Roh60, But69, Com97]. This violation of relativistic invariance can be “fixed” if one introduces an extra factor of 4/3 in the formula for the field momentum. To justify this extra factor the *ad hoc* idea of *Poincaré stresses* is sometimes introduced.²⁹

15.2.2 Conservation laws in RQD

On the other hand, if one adopts the RQD “no-fields” approach, then total observables of particle systems will be conserved, and their correct relativistic transformation laws will hold exactly without any *ad hoc* assumptions. No “electromagnetic field” contributions to these quantities need to be taken into account. Indeed, in relativistic Hamiltonian dynamics (which is the basis of our RQD approach to electrodynamics) the conservation laws and transformation properties of observables are direct consequences of the Poincaré group structure. The Poisson bracket of any observable F with the Hamiltonian H determines the time evolution of this observable

$$\frac{dF(t)}{dt} = [F, H]_P$$

Then the conservation of observables H, \mathbf{P} , and \mathbf{J} follows automatically from their vanishing Poisson brackets with H .³⁰ Similarly, boost transformations

²⁷See, e.g., subsection 15.4.3. The angular momentum of static electromagnetic fields in Maxwell’s theory was discussed in [Rom66].

²⁸See also [Fra07] for discussion of other difficulties related to the idea of energy and momentum contained in the electromagnetic field. An interesting critical review of Maxwell’s electrodynamics and Minkowski space-time picture can be found in section 1 of [GZL04].

²⁹see sections 16.4 - 16.6 in [Jac99]

³⁰For example, the explicit conservation of the total momentum \mathbf{P} in our theory guarantees the resolution of paradoxes 6 and 7 in [Kho].

of F can be obtained as solutions of (3.65)

$$\frac{dF(\vec{\theta})}{d\vec{\theta}} = -c[F, \mathbf{K}]_P$$

In the case of total momentum-energy (\mathbf{P}, H) , the commutators (3.57) - (3.58) hold independent on the strength of interaction. Then the 4-vector transformation formulas (4.3) - (4.4) follow. So, in RQD the conservation of total observables of isolated systems and their correct transformation laws are embedded in the formalism at the most fundamental level and can be never violated. In particular, the total momentum $\mathbf{P} = \mathbf{p}_1 + \mathbf{p}_2$ of the two-charge system described in the beginning of subsection 15.2.1 is conserved automatically.

15.2.3 Trouton-Noble “paradox”

To be more specific, let us now discuss the conservation of the total angular momentum in the two competing theories.

In RQD the total angular momentum \mathbf{J} of any isolated system of interacting particles is conserved. In other words, there can be no torque³¹ in any isolated system of charges. This follows directly from the following Poisson bracket in the Poincaré Lie algebra

$$\frac{d\mathbf{J}}{dt} = [\mathbf{J}, H]_P = 0$$

This result should hold in any inertial frame of reference. For example, in a moving frame the relevant dynamical variables are³²

$$\begin{aligned} \mathbf{J}(\vec{\theta}) &= e^{\frac{ic}{\hbar}\mathbf{K}\cdot\vec{\theta}} \mathbf{J} e^{-\frac{ic}{\hbar}\mathbf{K}\cdot\vec{\theta}} \\ H(\vec{\theta}) &= e^{\frac{ic}{\hbar}\mathbf{K}\cdot\vec{\theta}} H e^{-\frac{ic}{\hbar}\mathbf{K}\cdot\vec{\theta}} \end{aligned}$$

and the equation of motion for the total angular momentum is³³

³¹The torque is defined here as the time derivative of the total angular momentum of the system.

³²in quantum notation

³³Here t' is time measured by the moving observer. Note that this result is valid only if \mathbf{K} is the full interaction-dependent boost (N.27) - (N.28).

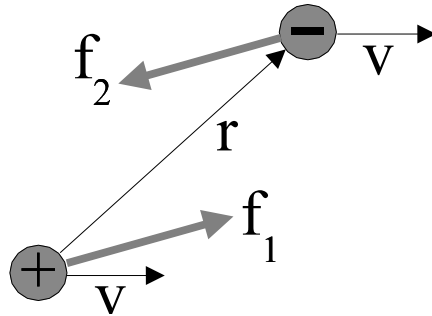


Figure 15.6: The Trouton-Noble “paradox”: two charges moving with the same velocity \mathbf{v} . The forces \mathbf{f}_1 and \mathbf{f}_2 produce a non-zero torque.

$$\begin{aligned} \frac{d\mathbf{J}(\vec{\theta})}{dt'} &= [\mathbf{J}(\vec{\theta}), H(\vec{\theta})]_P = [e^{\frac{ic}{\hbar}\mathbf{K}\cdot\vec{\theta}}\mathbf{J}e^{-\frac{ic}{\hbar}\mathbf{K}\cdot\vec{\theta}}, e^{\frac{ic}{\hbar}\mathbf{K}\cdot\vec{\theta}}He^{-\frac{ic}{\hbar}\mathbf{K}\cdot\vec{\theta}}]_P \\ &= e^{\frac{ic}{\hbar}\mathbf{K}\cdot\vec{\theta}}[\mathbf{J}, H]_Pe^{-\frac{ic}{\hbar}\mathbf{K}\cdot\vec{\theta}} = 0 \end{aligned}$$

Maxwell’s classical electrodynamics cannot make such a clear statement about the conservation of the total angular momentum and the absence of torque in all frames. This failure is in the center of the “Trouton-Noble paradox” which haunted Maxwell’s theory for more than a century [TN04, PN45, Fur69, SG03, Jac04, But69, Teu96, Jef99b].

Imagine two charges moving with the same velocity vector \mathbf{v} , which makes an angle³⁴ with the vector $\mathbf{r} = \mathbf{r}_1 - \mathbf{r}_2$ connecting positions of the charges (see Fig. 15.6). A calculation using the standard Biot-Savart force formulas (15.30) - (15.31) predicts that there should be a non-zero torque, which tries to turn vector \mathbf{r} until it is perpendicular to the direction of motion \mathbf{v} [Sar47]. This result is paradoxical for two reasons. First, as we said earlier, one should expect zero torque from the conservation of the total angular momentum. Second, there is no torque in the reference frame that moves together with the charges,³⁵ so the presence of the torque in the reference frame at rest violates the principle of relativity. Numerous attempts to explain this paradox within

³⁴The angle between \mathbf{r} and \mathbf{v} should be different from 0 and 90°. Note that in the original Trouton-Noble experiment [TN04], two charged capacitor plates were used instead of point charges, but this difference has no significant effect on our theoretical analysis.

³⁵In this reference frame velocities of both charges are zero. So, only the Coulomb force remains, which is directed along the vector \mathbf{r} , thus causing no torque.

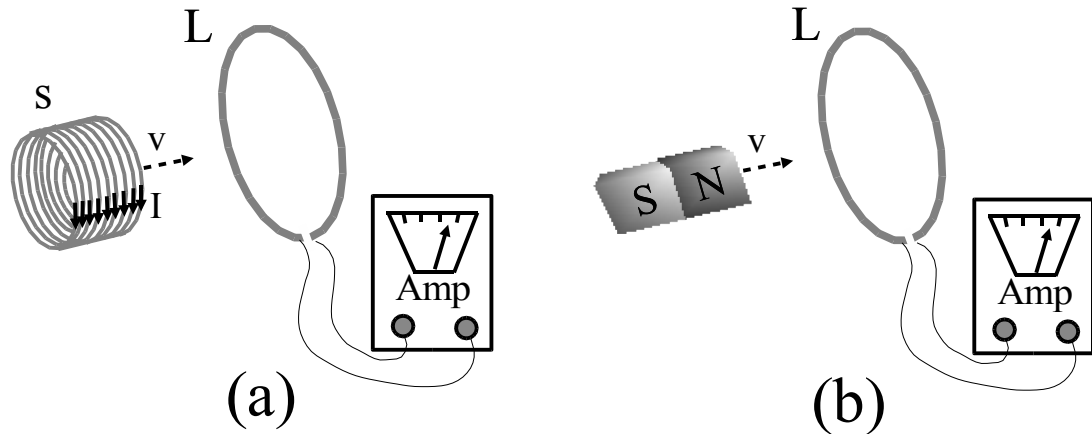


Figure 15.7: The electromagnetic induction. Current in the wire loop L can be induced by (a) a moving solenoid with current; (b) a moving permanent magnet.

Maxwell's theory [PN45, Fur69, SG03, Jac04, But69, Teu96, Jef99b] do not look convincing.

15.3 Electromagnetic induction

From equation (15.28) it is clear that if both the charge 1 and the magnet 2 are at rest, then the force between them vanishes. Classical theory describes this situation as “a magnet at rest does not create electric field”. One of greatest Faraday's discoveries was the realization that a varying magnetic field does produce electric field, i.e., it acts on stationary charges. This phenomenon is called *electromagnetic induction*. Magnetic field variation can result either from changing magnetic moment $\vec{\mu}_2$ or from changing its position in space \mathbf{r}_2 . In this section we will consider the latter source of electromagnetic induction and some of its experimental manifestations.

15.3.1 Moving magnets

In this subsection we are going to consider the force acting on a charge at rest ($\mathbf{p}_1 = 0$) from a moving magnet $\vec{\mu}_2$. In the traditional Maxwell's theory, a moving bar magnet creates qualitatively the same fields and forces as a moving solenoid. However, this is not so in our approach. If the magnetic

moment $\vec{\mu}_2$ is created by a particle with spin, then the force on the charge 1 at rest is given by (15.26)³⁶

$$\mathbf{f}_1^{spin} = -\frac{d}{d\mathbf{r}_1} \frac{q_1([\mathbf{v}_2 \times \vec{\mu}_2] \cdot \mathbf{r})}{8\pi cr^3} - \left(\frac{d}{dt}\right)_2 \frac{q_1[\vec{\mu}_2 \times \mathbf{r}]}{4\pi cr^3} \quad (15.34)$$

If the magnetic moment is created by a small current loop, then we should use (15.24)

$$\mathbf{f}_1^{orb} = -\left(\frac{d}{dt}\right)_2 \frac{q_1[\vec{\mu}_2 \times \mathbf{r}]}{4\pi cr^3} \quad (15.35)$$

In other words, the force produced by a moving spin has two components, the first of which is conservative and the second is non-conservative³⁷

$$\mathbf{f}_1^{spin} = \mathbf{f}_1^{cons} + \mathbf{f}_1^{non-cons} \quad (15.36)$$

The force produced by the current loop has only a non-conservative component

$$\mathbf{f}_1^{orb} = \mathbf{f}_1^{non-cons} \quad (15.37)$$

Let us first focus on the non-conservative force component $\mathbf{f}_1^{non-cons}$, which is common for both spin and orbital magnetic moments. We will return to the conservative force component in subsection 15.3.3.

For macroscopic magnets the infinitesimal quantities considered thus far should be integrated on the magnet's volume V , e.g., the full non-conservative force exerted by a macroscopic magnet on the charge at rest q_1 is

$$\mathbf{F}_1^{non-cons} = -\left(\frac{d}{dt}\right)_2 \int_V \frac{q_1[\vec{\mu}_2 \times \mathbf{r}]}{4\pi cr^3} d\mathbf{r}_2 \quad (15.38)$$

³⁶Recall that $\left(\frac{d}{dt}\right)_2$ denotes the time derivative when \mathbf{r}_1 is kept fixed.

³⁷The force is defined as *conservative* if it can be represented as a gradient of a scalar function (an example is given by the first term on the right hand side of (15.34)). Otherwise the force is called *non-conservative*. The integral of a conservative force vector along any closed loop is zero. Therefore, conservative forces on electrons cannot be detected by measuring a current in a closed circuit.

This means that the magnet,³⁸ moving near a wire loop L , induces a current in the loop as shown in Fig. 15.7(a) and (b).

Let us now show that this prediction agrees quantitatively with Maxwell's electrodynamics. We denote by symbol \mathbf{e}_1 the force with which a microscopic magnetic moment acts on a unit charge³⁹

$$\mathbf{e}_1 \equiv \mathbf{f}_1^{non-cons} / q_1$$

If we take *curl* of this quantity, we obtain

$$\begin{aligned} \left[\frac{\partial}{\partial \mathbf{r}_1} \times \mathbf{e}_1 \right] &= -\frac{1}{4\pi c} \left(\frac{d}{dt} \right)_2 \left[\frac{\partial}{\partial \mathbf{r}_1} \times \frac{[\vec{\mu}_2 \times \mathbf{r}]}{r^3} \right] \\ &= -\frac{1}{4\pi c} \left(\frac{d}{dt} \right)_2 \left(-\frac{\vec{\mu}_2}{r^3} + \frac{3(\vec{\mu}_2 \cdot \mathbf{r})\mathbf{r}}{r^5} \right) \\ &= -\frac{1}{c} \left(\frac{d}{dt} \right)_2 \mathbf{b}_1 \end{aligned} \quad (15.39)$$

where \mathbf{b}_1 is the “magnetic field” (15.29) of the magnetic moment. After integrating both sides of equation (15.39) on the magnet's volume we obtain exactly the Maxwell's equation

$$\left[\frac{\partial}{\partial \mathbf{r}_1} \times \mathbf{E}_1 \right] = -\frac{1}{c} \left(\frac{d}{dt} \right)_2 \mathbf{B}_1$$

which expresses the Faraday's law of induction.

It is important to stress that the origin of electromagnetic induction proposed in our work is fundamentally different from that adopted in Maxwell's theory. The traditional explanation is that electromagnetic induction results from inter-dependence of time-varying electric and magnetic fields. In our approach, the electromagnetic induction is the consequence of velocity-dependent interactions between magnetic dipoles and charges.

15.3.2 Homopolar induction: non-conservative forces

One interesting application of the electromagnetic induction law is the homopolar generator shown in Fig. 15.8. This device consists of a conducting

³⁸either a permanent magnet or a solenoid with current

³⁹In Maxwell's electrodynamics this is the definition of the *electric field* \mathbf{e}_1 .

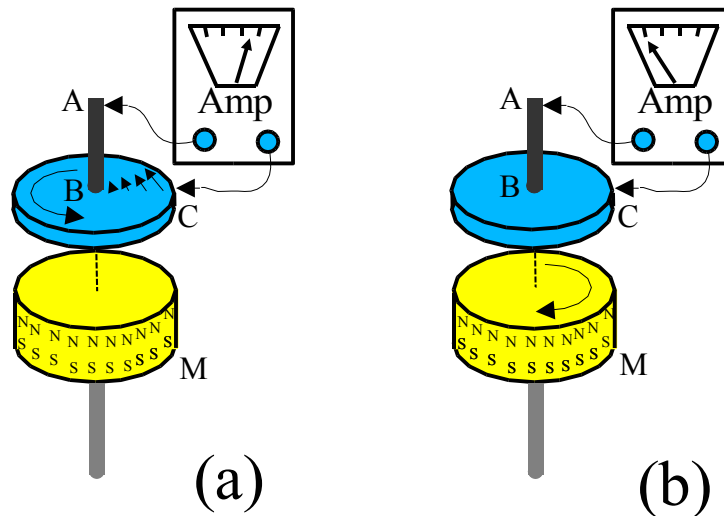


Figure 15.8: Homopolar generator. (a) the conducting disk C rotates; (b) the magnet M rotates.

disk C and a cylindrical magnet M . Both the conducting disk and the magnet are rigidly attached to their own shafts, and both can independently rotate about their common vertical axis. The magnetization vector $\vec{\mu}_2$ of each small volume element of the magnet is directed along the axis, so the total magnetic moment is time-independent for both stationary and rotating magnets. The shaft AB is conducting. Points A and C are connected to sliding contacts (shown by arrows), and the circuit is closed through the galvanometer.

There are two modes of operation of this device. In the first mode (see Fig. 15.8(a)) the magnet is stationary while the conducting disk rotates about its axis. The galvanometer detects a current in the circuit. This has a simple explanation: The force acting on electrons in the metal can be obtained by integrating formula (15.28),⁴⁰ on the magnet's volume V

$$\mathbf{F}_1(\mathbf{r}_1, \mathbf{v}_1) = \int_V \frac{q_1}{c} [\mathbf{v}_1 \times \mathbf{b}_1(\mathbf{r}_1)] d\mathbf{r}_2 \quad (15.40)$$

The full electromotive force in the circuit is obtained by integrating expression (15.40) on the variable \mathbf{r}_1 along the closed contour $A \rightarrow B \rightarrow C \rightarrow \text{gal}$

⁴⁰As we saw in subsection 15.3.1, this formula is applicable to both “orbital” and “spin” magnets at rest.

vanometer $\rightarrow A$. The velocity \mathbf{v}_1 is non-zero only on the segment $B \rightarrow C$,⁴¹ where the force \mathbf{F}_1 is directed radially. The integral is non-zero and the galvanometer must show a non-vanishing current in agreement with experiments.

In the second operation mode (see Fig. 15.8(b)) the disk C is fixed, and the magnet rotates. It was established by careful experiments [Gup63, The62] that there is no current in this case. If both the magnet and the disk rotate, then the current is the same as in the “first mode,” i.e., with a fixed magnet. This means that rotation of the magnet has no effect on the produced current. This experimental result looks somewhat surprising, because from the principle of relativity one could expect that the physical outcome (the current) should depend only on the relative movement of the magnet and the disk. However, this conclusion is incorrect, because the principle of relativity is applicable only to inertial movements. It cannot be applied to rotational movements without contradictions.

Let us now analyze the rotating magnet case shown in Fig. 15.8(b) from the point of view of the Darwin-Breit electromagnetic theory. We need to know the integral of the force acting on electrons along the closed circuit $A \rightarrow B \rightarrow C \rightarrow$ galvanometer $\rightarrow A$. The conservative portion of the force \mathbf{f}_1^{cons} does not contribute to this integral. Since here we have a cylindrical magnet rotating about its axis of magnetization, the volume integral in the expression (15.38) for the non-conservative force is time-independent, and the total non-conservative force acting on electrons is zero. This agrees with the observed absence of the current.

15.3.3 Homopolar induction: conservative forces

So far in our discussion of homopolar induction we considered only non-conservative forces, mainly because they can be detected rather easily by measuring induced currents in closed circuits. In the beginning of the 20th century Barnett and Kennard performed experiments [Bar12, Ken17]⁴² with the specific purpose to detect the conservative part of forces from moving magnets. Barnett’s experimental setup (shown schematically in Fig. 15.9) resembled the homopolar generator discussed above. Its main parts were a cylindrical solenoid S with current and two conducting cylinders C_1 and C_2

⁴¹Velocities of electrons in the rotating conductor are shown by small arrows in Fig. 15.8(a).

⁴²see also [Kho03]

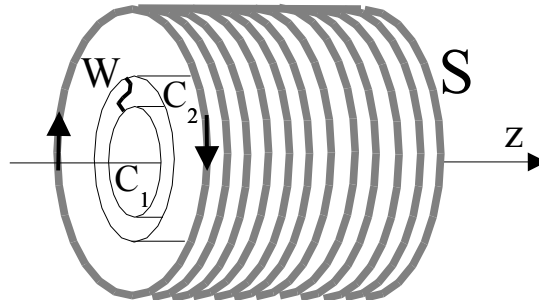


Figure 15.9: The Barnett's experiment.

placed inside the solenoid. All three cylinders shared the same rotation axis z . Conductors C_1 and C_2 formed a cylindrical capacitor. Initially they were connected by a conducting wire W . Note that in contrast to the homopolar generator experiment, where a current in a closed circuit was measured, the system $C_1 - W - C_2$ in the Barnett's setup did not form a closed circuit. So, the capacitor would obtain a non-zero charge even if the force acting on electrons in the wire W was conservative.

Similar to the homopolar generator discussed above, this apparatus could operate in two different modes. In the first mode the cylindrical capacitor spun about its axis. Due to the presence of the magnetic field inside S a current ran through the wire W , and the capacitor $C_1 - C_2$ became charged. Then the wire was disconnected, capacitor's rotation stopped and the capacitor's charge measured. As expected, the measured charge was consistent with the standard Lorentz force formula (15.40).

In the second operation mode, the capacitor was fixed while the solenoid rotated about its axis. No charge on the capacitor was registered in this case. This result is consistent with our theory, because, just as in the case of homopolar generator, the non-conservative force (15.38) vanishes due to the cylindrical symmetry of the setup, and the conservative force is absent in the case of a moving solenoid (15.37). So, the null result of the Barnett's experiment confirms our earlier conclusion that moving solenoids with current do not exert conservative forces on nearby charges.

A different result is expected in the case of a rotating permanent magnet. In this case the conservative force component is non-zero. It can be obtained by integrating the first term on the right hand side of (15.34) on the volume V of the magnet

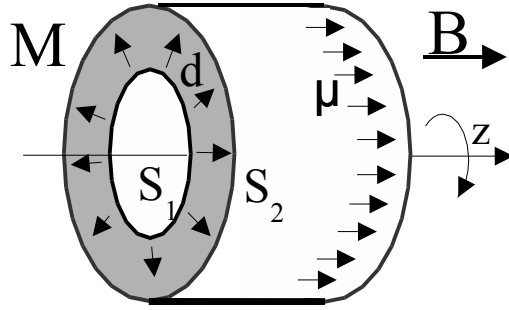


Figure 15.10: Schematic of the Wilson-Wilson experiment.

$$\mathbf{F}_1^{cons} = -\frac{d}{d\mathbf{r}_1} \int_V \frac{q_1([\mathbf{v}_2 \times \vec{\mu}_2] \cdot \mathbf{r})}{8\pi cr^3} d\mathbf{r}_2 \quad (15.41)$$

So, rotating cylindrical permanent magnet should induce a non-zero charge in a stationary capacitor. A relevant experiment was performed in 1913 by Wilson and Wilson [WW13]. This experiment was repeated again in 2001 with improved accuracy [HBH⁺01]. For theoretical discussion of the Wilson-Wilson experiment from the point of view of Maxwell's electrostatics see [McDb, PS95a].

Schematic representation of the Wilson-Wilson experiment is shown in Fig. 15.10. A hollow cylinder M made of magnetic dielectric (non-conducting material) was placed in a constant magnetic field \mathbf{B} parallel to the axis z . The inner and outer surfaces of the cylinder (S_1 and S_2 , respectively) were covered by metal, and the electrostatic potential between the two surfaces was measured. When the cylinder was at rest, no potential was recorded, as expected. However, when the cylinder was rotated a non-zero potential difference was observed. This potential is a result of electric dipoles d created in the bulk of the magnet. There are two physical mechanisms for the appearance of these dipoles. First, molecules of the dielectric material moving in the magnetic field \mathbf{B} get polarized (the Lorentz forces act in opposite directions on positive and negative charges in the molecules). Second, moving induced magnetic moments $\vec{\mu}$ create “electric fields” similar to the “field” of an electric dipole. Indeed, if we compare expression (15.41) with the force exerted on the charge q_1 by an electric dipole \mathbf{d}

$$\mathbf{f}_1^{dipole} = -\frac{\partial}{\partial \mathbf{r}_1} \frac{q_1(\mathbf{d} \cdot \mathbf{r})}{4\pi r^3}$$

we see that a magnetic moment $\vec{\mu}$ moving with velocity \mathbf{v} acquires an electric dipole of the magnitude⁴³

$$\mathbf{d} = \frac{[\mathbf{v} \times \vec{\mu}]}{2c} \quad (15.42)$$

Thus, the Wilson-Wilson experiment clearly demonstrated that both kinds of dipole moments (those due to dielectric polarization and those due to moving dipole moments) are present in the rotating magnet. This confirms qualitatively our conclusion about the presence of conservative forces (15.41) near moving permanent magnets. A quantitative description of this experiment would require calculation of the polarization and magnetization of bodies moving in an external magnetic field. This is beyond the scope of the theory developed here.

15.4 Aharonov-Bohm effect

The central idea of our approach to classical electrodynamics is the rejection of electric and magnetic fields. This also means that we reject the notion of electromagnetic potentials $A^\mu(\mathbf{x}, t)$. In Maxwell's electrodynamics these potentials are assumed to be non-observable. However, there exists a class of experiments, which allegedly proves the reality of electromagnetic potentials. The oldest and the most famous representative in this class is the Aharonov-Bohm effect. In its traditional interpretation a claim is made that this effect is a manifestation of non-vanishing electromagnetic potentials in regions of space where both electric and magnetic fields are zero. If this interpretation were true, then our particle-only theory would be in trouble. Our goal in this section is to show that there is no reason for concern. We are going to

⁴³The presence of the dipole electric field near moving magnetic moment is predicted in the traditional special-relativistic theory as well [EL08, Ros93], however this prediction

$$\mathbf{d}^{SR} = [\mathbf{v} \times \vec{\mu}]/c$$

is twice larger than our result.

demonstrate that the Aharonov-Bohm effect can be easily explained in terms of particles interacting via Darwin-Breit potentials. This explanation relies also on quantum properties of particles, in particular, on how the interaction potential affects phases of quasiclassical wave packets, as described in subsection 6.5.6.

15.4.1 Infinitely long solenoids or magnets

It is not difficult to show that the “magnetic field” outside an infinitely long thin solenoid vanishes. Assuming that the solenoid is oriented along the z -axis with $x = y = 0$ ⁴⁴ and that the observation point is at $\mathbf{r}_1 = (x_1, y_1, 0)$, we obtain⁴⁵

$$\begin{aligned} \mathbf{B}_{long}(\mathbf{r}_1) &= \int_{-\infty}^{\infty} dz \left(-\frac{(0, 0, \mu_2)}{4\pi(x_1^2 + y_1^2 + z^2)^{3/2}} - \frac{3\mu_2 z(x_1, y_1, -z)}{4\pi(x_1^2 + y_1^2 + z^2)^{5/2}} \right) \\ &= 0 \end{aligned} \tag{15.43}$$

A solenoid with arbitrary cross-section can be represented as a bunch of parallel thin solenoids.⁴⁶ If the observation point \mathbf{r}_1 is outside the solenoid’s volume, then equation (15.43) holds for each thin segment, and the total “magnetic field” at point \mathbf{r}_1 also vanishes. The same analysis applies to infinitely long bar magnets of arbitrary cross-section. Thus we conclude that the force acting on a moving charge outside infinitely long magnet (either permanent magnet or solenoid with current) is zero. This conclusion agrees with calculations based on Maxwell’s equations. See, for example, Problem 5.2(a) in [Jac99].

However, the vanishing force does not mean that the potential energy of the charge-solenoid interaction is zero as well. In the case of a thin solenoid, the potential energy can be found by integrating the last term in equation (15.27) along the length of the solenoid and noticing that the mixed product $([\vec{\mu}_2 \times \mathbf{v}_1] \cdot \mathbf{r}_1)$ is independent of z . Denoting $r \equiv (x_1^2 + y_1^2)^{1/2}$ the particle-solenoid distance, we obtain

⁴⁴i.e., solenoid’s points have coordinates $\mathbf{r}_2 = (0, 0, z)$

⁴⁵Here we integrate equation (15.29) on the (infinite) length of the solenoid. This time μ_2 should be understood as magnetization per unit length of the solenoid.

⁴⁶see Fig. 15.5

$$V_{long} = \int_{-\infty}^{\infty} dz \frac{q_1([\vec{\mu}_2 \times \mathbf{v}_1] \cdot \mathbf{r}_1)}{4\pi c(x_1^2 + y_1^2 + z^2)^{3/2}} = \frac{q_1([\vec{\mu}_2 \times \mathbf{v}_1] \cdot \mathbf{r}_1)}{2\pi cr^2} \quad (15.44)$$

The acceleration of the moving charge is found, as usual, by application of the Hamilton's equations of motion

$$\begin{aligned} \frac{d\mathbf{p}_1}{dt} &= [\mathbf{p}_1, H]_P = -\frac{\partial V_{long}}{\partial \mathbf{r}_1} = \frac{q_1[\mathbf{p}_1 \times \vec{\mu}_2]}{2\pi m_1 cr^2} + \frac{q_1([\vec{\mu}_2 \times \mathbf{p}_1] \cdot \mathbf{r}_1)\mathbf{r}_1}{\pi m_1 cr^4} \\ \frac{d\mathbf{r}_1}{dt} &= [\mathbf{r}_1, H]_P = \frac{\partial H}{\partial \mathbf{p}_1} = \frac{\mathbf{p}_1}{m_1} - \frac{p_1^2 \mathbf{p}_1}{2m_1^3 c} + \frac{q_1[\mathbf{r}_1 \times \vec{\mu}_2]}{2\pi m_1 cr^2} \\ \frac{d^2 \mathbf{r}_1}{dt^2} &\approx \frac{\dot{\mathbf{p}}_1}{m_1} + \frac{q_1[\mathbf{p}_1 \times \vec{\mu}_2]r_1^2}{2\pi m_1^2 cr^4} - \frac{q_1[\mathbf{r}_1 \times \vec{\mu}_2](\mathbf{r}_1 \cdot \mathbf{p}_1)}{\pi m_1^2 cr^4} \\ &= \frac{q_1}{\pi m_1^2 cr^4}([\mathbf{p}_1 \times \vec{\mu}_2]r_1^2 - ([\mathbf{p}_1 \times \vec{\mu}_2] \cdot \mathbf{r}_1)\mathbf{r}_1 - [\mathbf{r}_1 \times \vec{\mu}_2](\mathbf{r}_1 \cdot \mathbf{p}_1)) \\ &= \frac{q_1}{\pi m_1^2 cr^4}(-[\mathbf{r}_1 \times [\mathbf{r}_1 \times [\mathbf{p}_1 \times \vec{\mu}_2]]] - [\mathbf{r}_1 \times \vec{\mu}_2](\mathbf{r}_1 \cdot \mathbf{p}_1)) \\ &= \frac{q_1}{\pi m_1^2 cr^4}(-[\mathbf{r}_1 \times \mathbf{p}_1](\mathbf{r}_1 \cdot \vec{\mu}_2) + [\mathbf{r}_1 \times \vec{\mu}_2](\mathbf{r}_1 \cdot \mathbf{p}_1) - [\mathbf{r}_1 \times \vec{\mu}_2](\mathbf{r}_1 \cdot \mathbf{p}_1)) \\ &= 0 \end{aligned} \quad (15.45)$$

where we took into account that $(\mathbf{r}_1 \cdot \vec{\mu}_2) = 0$. This agrees with the vanishing “magnetic field” found earlier and presents a curious example of a non-vanishing potential, which does not produce any force on charges. Experimental manifestations of such potentials will be discussed in this section.

15.4.2 Aharonov-Bohm experiment

In the preceding subsection we concluded that charges do not experience any force (acceleration) when they move in the vicinity of a straight infinite magnetized solenoid or a permanent bar magnet. However, the absence of force does not mean that charges do not “feel” the presence of the magnet. In spite of zero magnetic (and electric) “field”, infinite solenoids/rods have a non-zero effect on particle wave functions and their interference. This effect was first predicted by Aharonov and Bohm [AB59] and later confirmed in experiments [Cha60, TOM⁺86, OMK⁺86]. Experimentally it

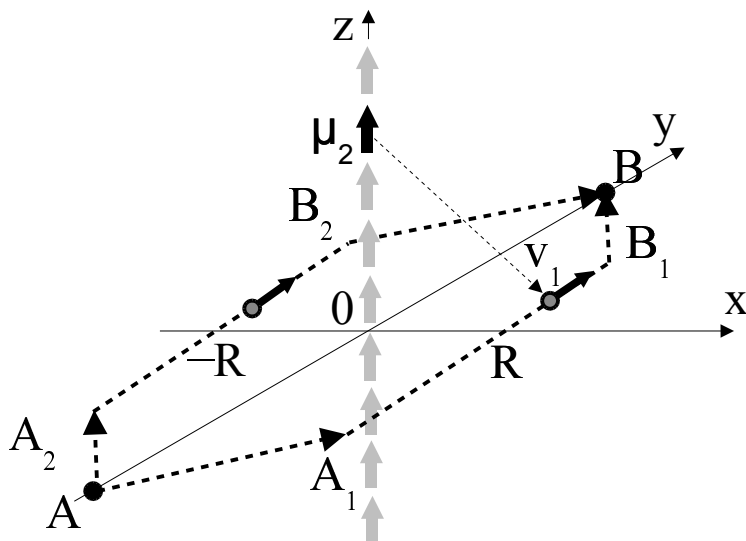


Figure 15.11: The Aharonov-Bohm experiment. The vertical infinite thin magnetized rod with linear magnetization density μ_2 is shown by grey arrows.

was found that the interference of the two wave packets at point B depends on the magnetization of the solenoid/rod, in spite of zero force acting on the electrons. The explanation proposed by Aharonov and Bohm was based on electromagnetic potentials in the multiply-connected topology of space induced by the presence of the solenoid. There exist attempts to explain the Aharonov-Bohm effect as a result of classical electromagnetic force that creates a “time lag” between wave packets moving on different sides of the solenoid [RGR91, Boy06, Boy05, Boy07a, Boy07b]. However, this approach seems to be in contradiction with recent measurements, which failed to detect such a “time lag” [CBB07]. Several other non-conventional explanations of the Aharonov-Bohm effect were also suggested in the literature [SC92, Wes98, Pin04, HN08]. Here we suggest a different explanation [Ste08].

Let us consider the idealized version of the Aharonov-Bohm experiment shown in Fig. 15.11: An infinite solenoid or ferromagnetic fiber with a negligible cross-section and linear magnetization density μ_2 is erected vertically in the origin. The electron wave packet is split into two parts (e.g., by using a double-slit) at point A . The subpackets travel on both sides of the solenoid/bar with constant velocity \mathbf{v}_1 , and the distance of the closest approach is R . The subpackets rejoin at point B , where the interference is mea-

sured. (The two trajectories AA_1B_1B and AA_2B_2B are denoted by dashed lines.) The distance AB is sufficiently large, so that the two paths can be regarded as parallel to the y -axis everywhere

$$\mathbf{r}_1(t) = (\pm R, v_{1y}t, 0) \quad (15.46)$$

To estimate the solenoid's effect on the interference, we need to turn to the quasiclassical representation of particle dynamics from subsection 6.5.6. We have established there that the center of the wave packet is moving in accordance with Heisenberg's equations of motion. In our case, no force is acting on the electrons, so their trajectories (15.46) are independent on magnetization. We also established in 6.5.6 that the overall phase factor of the wave packet changes in time as $\exp(\frac{i}{\hbar}\phi(t))$, where the *action integral* $\phi(t)$ is given by

$$\phi(t) \equiv \int_{t_0}^t \left(\frac{m_1 v_{1y}^2(t')}{2} - V_{long}(t') \right) dt' \quad (15.47)$$

and $V_{long}(t)$ is the time dependence of the potential (15.44) experienced by the electron. In the Aharonov-Bohm experiment the electron's wave packet separates into two subpackets that travel along different paths AA_1B_1B and AA_2B_2B . Therefore, the phase factors accumulated by the two subpackets are generally different, and the interference of the "left" and "right" wave packets at point B will depend on this phase difference

$$\Delta\phi = \frac{1}{\hbar}(\phi_{left} - \phi_{right})$$

Let us now calculate the relative phase difference in the geometry of Fig. 15.11. The kinetic energy term in (15.47) does not contribute, because velocity remains constant and equal for both paths due to (15.45). However, the potential energy of the charge 1 is different for the two paths. For all points on the "right" path the numerator of the expression (15.44) is $-q_1\mu_2v_{1y}R$ and for the "left" path the numerator is $q_1\mu_2v_{1y}R$. Then the total phase difference

$$\Delta\phi = \frac{1}{\hbar} \int_{-\infty}^{\infty} \frac{q_1\mu_2 R v_{1y}}{\pi c(R^2 + v_1^2 t^2)} dt = \frac{e\mu_2}{\hbar c} \quad (15.48)$$

does not depend on the electron's velocity and on the value of R . This phase difference is proportional to the solenoid's magnetization μ_2 . So, all essential properties of the Aharonov-Bohm effect are fully reproduced within our approach.⁴⁷

It is interesting that the presence of the phase difference is not specific to line magnets of infinite length. This effect was also seen in experiments with short magnetized nanowires [MIB03]. This observation presents a challenge for the traditional explanation, which must apply one logic (electromagnetic potential in the space with “multiple-connected topology”) for infinitely long magnets and another logic (the presence of the magnetic field) for finite bar magnets. Our description of the Aharonov-Bohm effect is more economical, as it applies the same logic independent on whether the magnet is infinite or finite.⁴⁸ In both cases there is a difference between action integrals for electron's paths passing the line magnet on the right and on the left.

15.4.3 Toroidal magnet and moving charge

The system consisting of a toroidal magnet and a moving charge is interesting for two reasons. First, toroidal permanent magnets were used in Tonomura's experiments [TOM⁺86, OMK⁺86], which are regarded as the best evidence for the Aharonov-Bohm effect. Second, classical Maxwell's electrodynamics has a serious trouble in explaining how the total momentum is conserved in this system. This is known as the “Cullwick's paradox” [Cul52, AHR04, McDa].

In an attempt to explain this paradox, let us apply Maxwell's theory to a charge moving along the symmetry axis through the center of a magnetized torus (see Fig. 15.12). As we will see below, there is no “magnetic field” outside the toroidal magnet, so the force acting on the charge is zero. However, the moving charge creates its own “magnetic field” which does act on

⁴⁷Our result was derived for thin ferromagnetic rods and solenoids, however the same arguments apply to infinite cylindrical rods and solenoids of any cross-section.

⁴⁸To find the potential energy in the case of a finite linear magnet one should simply use finite integral limits in (15.44).

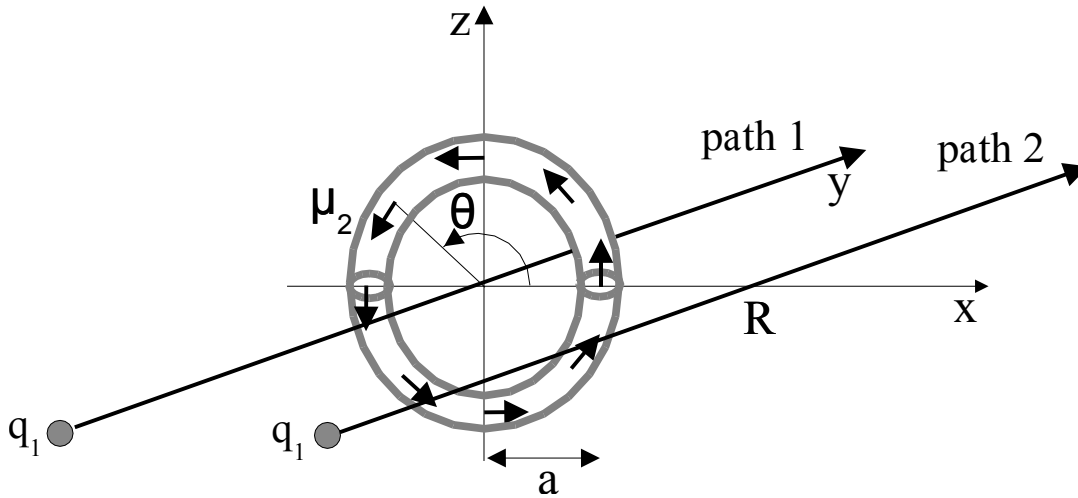


Figure 15.12: Toroidal magnet and moving charge. “path 1” passes through the center of the torus; “path 2” is outside the torus.

the torus with a non-zero force. So, the Newton’s third law is apparently violated. According to McDonald [McDa], the balance of force can be restored if one takes into account the hypothetical “momentum of the electromagnetic field.”⁴⁹ However, this is not the whole story yet. The field momentum turns out to be non-zero even in the case when both the magnet and the charge are at rest. This leads to the absurd conclusion that the linear momentum of the system does not vanish even if nothing moves. The problem is allegedly fixed by assuming the existence of the “hidden momentum” in the magnet. However this explanation does not seem satisfactory, and here we would like to suggest a different version of events.

First we need to derive the Hamiltonian describing dynamics of the system “charge 1 + toroidal magnet 2.” We introduce a Cartesian coordinate system shown in fig 15.12. Assume that the torus has radius a and linear magnetization density μ_2 and that particle 1 moves straight through the center of the torus with momentum $\mathbf{p}_1 = (0, p_{1y}, 0)$ (path 1 in Fig. 15.12). Then we can use symmetry arguments to disregard x and z components of forces and write⁵⁰

⁴⁹Note that in the McDonald’s treatment the force is identified with the time derivative of momentum, while in our approach the force is defined as (mass) \times (acceleration).

⁵⁰We do not assume that the magnet is stationary. It can move along the y -axis. The y -component of its velocity is denoted $V_{2y} \approx P_{2y}/M_2$, where M_2 is the full mass of the

$$\begin{aligned}
\mathbf{r}_2 &= (a \cos \theta, 0, a \sin \theta) \\
\mathbf{r} &= \mathbf{r}_1 - \mathbf{r}_2 = (-a \cos \theta, r_{1y}, -a \sin \theta) \\
\vec{\mu}_2 &= (-\mu_2 \sin \theta, 0, \mu_2 \cos \theta) \\
[\vec{\mu}_2 \times \mathbf{r}]_y &= a\mu_2 \sin^2 \theta + a\mu_2 \cos^2 \theta = a\mu_2 \\
[\vec{\mu}_2 \times \mathbf{r}] \cdot \mathbf{p}_1 &= a\mu_2 p_{1y} \\
[\vec{\mu}_2 \times \mathbf{r}] \cdot \mathbf{P}_2 &= a\mu_2 M_2 V_{2y}
\end{aligned}$$

Then the potential energy of interaction between the charge and the magnet is obtained by integrating the potential energy in (15.25) on the length of the torus⁵¹

$$\begin{aligned}
V &= \int_0^{2\pi} d\theta \left(-\frac{q_1 a^2 \mu_2 p_{1y}}{4\pi m_1 c (a^2 \cos^2 \theta + (r_{1y} - R_{2y})^2 + a^2 \sin^2 \theta)^{3/2}} \right. \\
&\quad \left. + \frac{q_1 a^2 \mu_2 V_{2y}}{8\pi c (a^2 \cos^2 \theta + (r_{1y} - R_{2y})^2 + a^2 \sin^2 \theta)^{3/2}} \right) \\
&= -\frac{q_1 a^2 \mu_2 p_{1y}}{2m_1 c (a^2 + (r_{1y} - R_{2y})^2)^{3/2}} + \frac{q_1 a^2 \mu_2 P_{2y}}{4M_2 c (a^2 + (r_{1y} - R_{2y})^2)^{3/2}}
\end{aligned} \tag{15.49}$$

and the full Hamiltonian can be written as

$$\begin{aligned}
H &= \frac{p_{1y}^2}{2m_1} + \frac{P_{2y}^2}{2M_2} - \frac{p_{1y}^4}{8m_1^3 c^2} - \frac{P_{2y}^4}{8M_2^3 c^2} - \frac{q_1 a^2 \mu_2 p_{1y}}{2m_1 c (a^2 + (r_{1y} - R_{2y})^2)^{3/2}} \\
&\quad + \frac{q_1 a^2 \mu_2 P_{2y}}{4M_2 c (a^2 + (r_{1y} - R_{2y})^2)^{3/2}}
\end{aligned}$$

We will now switch to the quasiclassical approximation in which the light particle 1 (presumably, an electron) is described by a localized wave packet

magnet and $\mathbf{P}_2 = (0, P_{2y}, 0)$ is the magnet's momentum.

⁵¹ \mathbf{R}_2 is the center of mass of the toroid. Here we assume that we are dealing with a permanent toroidal magnet. For a toroidal solenoid one should integrate the potential energy expression (15.21). Then the second term on the right hand side of (15.49) would be absent.

, whose center moves according to the laws of classical mechanics. The first Hamilton's equation of motion leads to the following results

$$\begin{aligned}\frac{dp_{1y}}{dt} &= -\frac{\partial V}{\partial r_{1y}} \\ &= -\frac{3q_1 a^2 \mu_2 p_{1y} (r_{1y} - R_{2y})}{2m_1 c (a^2 + (r_{1y} - R_{2y})^2)^{5/2}} + \frac{3q_1 a^2 \mu_2 P_{2y} (r_{1y} - R_{2y})}{4M_2 c (a^2 + (r_{1y} - R_{2y})^2)^{5/2}} \\ \frac{dP_{2y}}{dt} &= -\frac{dp_{1y}}{dt}\end{aligned}$$

So, unlike in Maxwell's theory, the rate of change of the 1st particle's momentum is non-zero and the 3rd Newton's law is satisfied without involvement of the "electromagnetic field momentum." Acceleration of the charge 1 is calculated as follows

$$\begin{aligned}\frac{dr_{1y}}{dt} &= \frac{p_{1y}}{m_1} - \frac{p_{1y}^3}{2m_1^3 c} + \frac{\partial V}{\partial p_{1y}} \\ &= \frac{p_{1y}}{m_1} - \frac{p_{1y}^3}{2m_1^3 c} - \frac{q_1 a^2 \mu_2}{2m_1 c (a^2 + (r_{1y} - R_{2y})^2)^{3/2}} \\ \frac{d^2 r_{1y}}{dt^2} &= \frac{\dot{p}_{1y}}{m_1} + \frac{3q_1 a^2 \mu_2 (r_{1y} - R_{2y}) (v_{1y} - V_{2y})}{2m_1 c (a^2 + (r_{1y} - R_{2y})^2)^{5/2}} \\ &\approx -\frac{3q_1 a^2 \mu_2 V_{2y} (r_{1y} - R_{2y})}{4m_1 c (a^2 + (r_{1y} - R_{2y})^2)^{5/2}}\end{aligned}$$

When the magnet is at rest ($V_{2y} = 0$) this expression vanishes, so there is no force (acceleration) on the particle 1, as expected.⁵² The force (acceleration) acting on the magnet is found by the following steps

$$\begin{aligned}\frac{dR_{2y}}{dt} &= \frac{P_{2y}}{M_2} - \frac{P_{2y}^3}{2M_2^3 c} + \frac{\partial V}{\partial P_{2y}} \\ &= \frac{P_{2y}}{M_2} - \frac{P_{2y}^3}{2M_2^3 c} + \frac{q_1 a^2 \mu_2}{4M_2 c (a^2 + (r_{1y} - R_{2y})^2)^{3/2}} \\ \frac{d^2 R_{2y}}{dt^2} &= \frac{\dot{p}_{2y}}{M_2} - \frac{3q_1 a^2 \mu_2 (r_{1y} - R_{2y}) (v_{1y} - V_{2y})}{4M_2 c (a^2 + (r_{1y} - R_{2y})^2)^{5/2}}\end{aligned}$$

⁵²This result holds also for a toroidal solenoid.

$$\approx \frac{3q_1 a^2 \mu_2 v_{1y} (r_{1y} - R_{2y})}{4M_2 c (a^2 + (r_{1y} - R_{2y})^2)^{5/2}}$$

So, the magnet's acceleration does not vanish even if $V_{2y} = 0$. This is an example of the situation described in subsection 15.1.3: the forces are not balanced despite exact conservation of the total momentum.

To complete consideration of the quasiclassical wave packet passing through the center of the stationary torus we need to calculate the action integral (6.105). Essentially, we are going to integrate on time the potential (15.49)

$$\phi_0 = - \int_{-\infty}^{\infty} dt \frac{q_1 a^2 \mu_2 v_{1y}}{2c (a^2 + v_{1y}^2 t^2)^{3/2}} = \frac{q_1 \mu_2}{c} \quad (15.50)$$

Here we set $R_{2y} = P_{2y} = 0$, $p_{1y} \approx m_1 v_{1y}$, $r_{1y} = v_{1y} t$.

Now let us consider a charge whose trajectory passes outside the stationary torus (path 2 in Fig. 15.12). The force acting on the charge vanishes, so we can assume that the wave packet travels with constant velocity along straight line

$$\mathbf{r}(t) \approx \mathbf{r}_1(t) = (R, v_{1y} t, 0) \quad (15.51)$$

To calculate the action integral we repeat our earlier derivation of the potential energy (15.49), this time taking into account x - and z -components of vectors. We will assume that the torus is small, so that at all times $r \gg a$, $\mathbf{r}_1 \approx \mathbf{r}$ and

$$\begin{aligned} [\vec{\mu}_2 \times \mathbf{r}] &= (-\mu_2 r_{1y} \cos \theta, \mu_2 r_{1z} \sin \theta + \mu_2 r_{1x} \cos \theta - \mu_2 a, -r_{1y} \sin \theta) \\ [\vec{\mu}_2 \times \mathbf{r}] \cdot \mathbf{p}_1 &= \mu_2 (-p_{1x} r_{1y} \cos \theta + p_{1y} r_{1z} \sin \theta + p_{1y} r_{1x} \cos \theta - p_{1y} a - p_{1z} r_{1y} \sin \theta) \\ &= -\frac{1}{a} (\mathbf{N}_2 \cdot \mathbf{p}_1) + \mu_2 [\mathbf{r}_1 \times \mathbf{p}_1]_z \cos \theta - \mu_2 [\mathbf{r}_1 \times \mathbf{p}_1]_x \sin \theta \end{aligned}$$

Here we characterized magnetic properties of the toroidal magnet by the vector $\mathbf{N}_2 = (0, \mu_2 a^2, 0)$ which is perpendicular to the plane of the torus and whose length is $\mu_2 a^2$. Then using approximation (15.19), setting $\mathbf{p}_2 = 0$ and integrating the potential energy in (15.25) on the length of the torus, we obtain

$$\begin{aligned}
V &= - \int_0^{2\pi} d\theta \frac{q_1 a [\vec{\mu}_2 \times \mathbf{r}] \cdot \mathbf{p}_1}{4\pi m_1 c r^3} \\
&\approx - \frac{q_1}{4\pi m_1 c} \int_0^{2\pi} d\theta \left(-(\mathbf{N}_2 \cdot \mathbf{p}_1) + \mu_2 a [\mathbf{r} \times \mathbf{p}_1]_z \cos \theta - \mu_2 a [\mathbf{r} \times \mathbf{p}_1]_x \sin \theta \right) \times \\
&\quad \left(\frac{1}{r^3} + \frac{3a(r_x \cos \theta + r_z \sin \theta)}{r^5} \right) \\
&= \frac{q_1 (\mathbf{N}_2 \cdot \mathbf{p}_1)}{2m_1 c r^3} + \frac{3q_1 \mu_2 a^2}{4\pi m_1 c r^5} \int_0^{2\pi} d\theta \left([\mathbf{r} \times \mathbf{p}_1]_z r_x \cos^2 \theta - [\mathbf{r} \times \mathbf{p}_1]_x r_z \sin^2 \theta \right) \\
&= \frac{q_1 (\mathbf{N}_2 \cdot \mathbf{p}_1)}{2m_1 c r^3} + \frac{3q_1 \mu_2 a^2}{4m_1 c r^5} \left([\mathbf{r} \times \mathbf{p}_1]_z r_x - [\mathbf{r} \times \mathbf{p}_1]_x r_z \right) \\
&= \frac{q_1 (\mathbf{N}_2 \cdot \mathbf{p}_1)}{2m_1 c r^3} + \frac{3q_1}{4m_1 c r^5} \left(([\mathbf{p}_1 \times \mathbf{r}] \times \mathbf{r}) \cdot \mathbf{N}_2 \right) \\
&= \frac{q_1 (\mathbf{N}_2 \cdot \mathbf{p}_1)}{2m_1 c r^3} - \frac{3q_1}{4m_1 c r^5} \left((\mathbf{p}_1 \cdot \mathbf{N}_2) r^2 - (\mathbf{r} \cdot \mathbf{N}_2) (\mathbf{p}_1 \cdot \mathbf{r}) \right) \\
&= - \frac{q_1 (\mathbf{N}_2 \cdot \mathbf{p}_1)}{4m_1 c r^3} + \frac{3q_1 (\mathbf{r} \cdot \mathbf{N}_2) (\mathbf{p}_1 \cdot \mathbf{r})}{4m_1 c r^5} \tag{15.52}
\end{aligned}$$

The time dependence of this potential energy is obtained by substitution of (15.51) in (15.52). As expected, the corresponding action integral vanishes

$$\begin{aligned}
\phi_R &= \int_{-\infty}^{\infty} V(t) dt = \int_{-\infty}^{\infty} dt \left(- \frac{q_1 N_2 v_{1y}}{4c(R^2 + v_{1y}^2 t^2)^{3/2}} + \frac{3q_1 N_2 v_{1y}^3 t^2}{4c(R^2 + v_{1y}^2 t^2)^{5/2}} \right) \\
&= 0
\end{aligned}$$

Comparing this result with (15.50) we see that the phase difference for the two paths (inside and outside the torus) is

$$\Delta\phi = \frac{1}{\hbar}(\phi_0 - \phi_R) = \frac{e\mu}{\hbar c}$$

This is the same result as in the case of infinite linear solenoid (15.48). Note that this phase shift does not depend on the radius of the magnet a and on the

charge's velocity v_{1y} . This is in full agreement with Tonomura's experiments [TOM⁺86, OMK⁺86].

15.5 Fast moving charges and radiation

In subsection 15.1.2 we calculated forces (15.9) - (15.10) acting between two charges in relative motion. These formulas were approximate as they included only terms of order $(v/c)^2$ and lower. So, they could not be applied to situations in which charges move with high velocities comparable to the speed of light. Moreover, we tacitly assumed that accelerations of our charges were low, so that the 3rd order interaction (14.11) could be ignored. By doing so, we neglected the possibility of the photon emission by the interacting charges.

In this section we will try to fill these gaps and discuss (albeit only qualitatively) RQD effects associated with high velocities and accelerations of charges. We will compare these effects with those predicted by the standard Maxwell's theory. In the next chapter we will see how these differences can be observed in experiments.

15.5.1 Fast moving charge in RQD

Let us now derive the RQD inter-particle potential beyond the $(v/c)^2$ approximation. We will be interested in a specific setup in which charge q_1 is moving with a high constant velocity $v_1 \approx c$ and momentum $p_1 \gg m_1 c$ along the z -axis, while the charge 2 is resting at the distance y from the beam line, as shown in fig. 15.13. For simplicity, we will choose our axes in such a way that the point $z_1 = 0$ on the beam line corresponds to the closest approach between the two charges. Likewise, $t = 0$ is the time when particle 1 passes through this point. We will assume that charge 2 is very small ($q_2 \ll q_1$), so that its presence has no visible effect on the straight-line movement of q_1 . Furthermore, the mass m_2 is taken to be infinitely large, so that in the course of our thought experiment this particle does not move ($v_2 = 0$). Our goal is to calculate the force \mathbf{f}_2 experienced by the test charge q_2 . More precisely, we are interested in the ratio

$$\mathbf{e} \equiv \mathbf{f}_2/q_2 \tag{15.53}$$

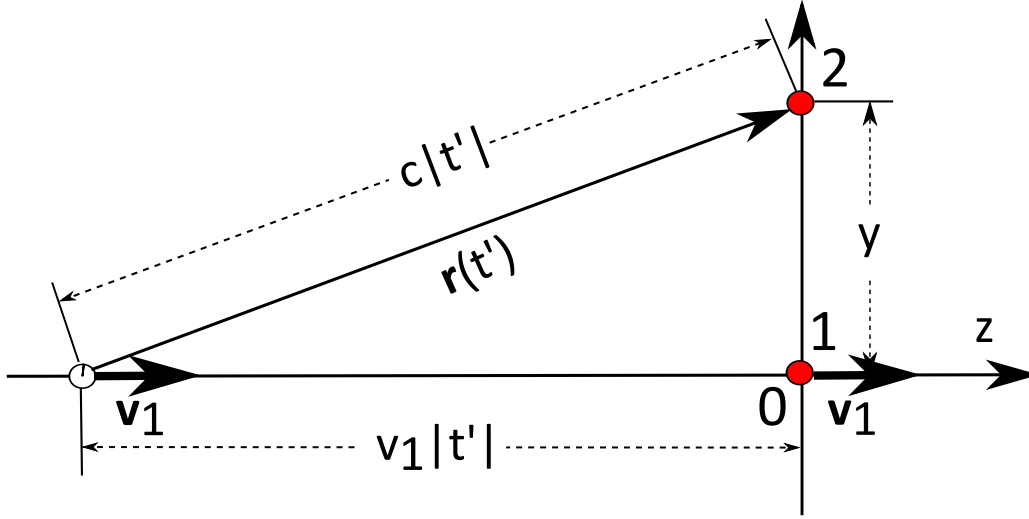


Figure 15.13: For calculation of RQD “fields” in (15.57) - (15.59) and Liénard-Wiechert fields in (15.61). Full circles mark positions of particles 1 and 2 at time $t = 0$. The open circle marks position of the particle 1 at an earlier time t' .

which in Maxwell’s electrodynamics goes by the name “electric field”.

Let us start from evaluating the interaction energy between charges 1 and 2 beyond the $(v_1/c)^2$ approximation. Near the energy shell we can use formula (9.25) for the interaction operator⁵³

$$\begin{aligned}
 & V_2^d \\
 & \approx -\frac{q_1 q_2 \hbar^2 c^2}{(2\pi \hbar)^3} \int \frac{d\mathbf{k} d\mathbf{p}_2 d\mathbf{p}_1 m_1 c^2}{\sqrt{\omega_{\mathbf{p}_1} \omega_{\mathbf{p}_1 + \mathbf{k}}}} \frac{W_\mu(\mathbf{p}_2 - \mathbf{k}; \mathbf{p}_2) U^\mu(\mathbf{p}_1 + \mathbf{k}; \mathbf{p}_1)}{(\omega_{\mathbf{p}_1} - \omega_{\mathbf{p}_1 + \mathbf{k}})^2 - c^2 k^2} \times \\
 & d_{\mathbf{p}_2 - \mathbf{k}}^\dagger a_{\mathbf{p}_1 + \mathbf{k}}^\dagger d_{\mathbf{p}_2} a_{\mathbf{p}_1} \\
 & \approx -\frac{q_1 q_2 \hbar^2 c^2}{(2\pi \hbar)^3} \int \frac{d\mathbf{k} d\mathbf{p}_2 d\mathbf{p}_1 m_1 c^2}{\sqrt{\omega_{\mathbf{p}_1} \omega_{\mathbf{p}_1 + \mathbf{k}}}} \frac{U^0(\mathbf{p}_1 + \mathbf{k}; \mathbf{p}_1)}{(\omega_{\mathbf{p}_1} - \omega_{\mathbf{p}_1 + \mathbf{k}})^2 - c^2 k^2} d_{\mathbf{p}_2 - \mathbf{k}}^\dagger a_{\mathbf{p}_1 + \mathbf{k}}^\dagger d_{\mathbf{p}_2} a_{\mathbf{p}_1} \\
 & \equiv \int d\mathbf{k} d\mathbf{p}_2 d\mathbf{p}_1 w_2^d(\mathbf{p}_1 + \mathbf{k}, \mathbf{p}_1, \mathbf{k}) d_{\mathbf{p}_2 - \mathbf{k}}^\dagger a_{\mathbf{p}_1 + \mathbf{k}}^\dagger d_{\mathbf{p}_2} a_{\mathbf{p}_1} \quad (15.54)
 \end{aligned}$$

According to subsection 8.2.8, the position-space representation of this poten-

⁵³We ignored spins of the two particles, took the limit $m_2 \rightarrow \infty$ and used formula (11.24), which tells us that on the energy shell $V_2^d = \Sigma_2^c = F_2^c$.

tial can be obtained by Fourier-transforming the coefficient function $w_2^d(\mathbf{p}_1 + \mathbf{k}, \mathbf{p}_1, \mathbf{k})$ in (15.54). Since we are interested only in the long-range component of our interaction, the relevant integration range is around $|\mathbf{k}| = 0$. So, we will assume $k \ll p_1$ and $\omega_{\mathbf{p}} \approx cp$. Then from (J.67) and (H.8) we obtain

$$\begin{aligned} \frac{m_1 c^2}{\sqrt{\omega_{\mathbf{p}_1} \omega_{\mathbf{p}_1 + \mathbf{k}}}} &\approx \frac{m_1 c}{p_1} \\ U^0(\mathbf{p}_1 + \mathbf{k}; \mathbf{p}_1) &= \left(\sqrt{\omega_{\mathbf{p}_1 + \mathbf{k}} + m_1 c^2} \sqrt{\omega_{\mathbf{p}_1} + m_1 c^2} \right. \\ &+ \left. \sqrt{\omega_{\mathbf{p}_1 + \mathbf{k}} - m_1 c^2} \sqrt{\omega_{\mathbf{p}_1} - m_1 c^2} \frac{(\mathbf{p}_1 + \mathbf{k}) \cdot \mathbf{p}_1}{|\mathbf{p}_1 + \mathbf{k}| p_1} \right) \frac{1}{2m_1 c^2} \approx \frac{p_1}{m_1 c} \\ w_2^d(\mathbf{p}_1 + \mathbf{k}, \mathbf{p}_1, \mathbf{k}) &\approx -\frac{q_1 q_2 \hbar^2}{(2\pi \hbar)^3} \cdot \frac{c^2}{(\omega_{\mathbf{p}_1} - \omega_{\mathbf{p}_1 + \mathbf{k}})^2 - c^2 k_x^2 - c^2 k_y^2 - c^2 k_z^2} \end{aligned} \quad (15.55)$$

The non-negative expression $\Omega(k_x, k_y, k_z) \equiv (\omega_{\mathbf{p}_1} - \omega_{\mathbf{p}_1 + \mathbf{k}})^2$ in the denominator is a function, which vanishes at $k_x = k_y = k_z = 0$ and has zero first derivatives there⁵⁴

$$\begin{aligned} \left. \frac{\partial \Omega}{\partial k_y} \right|_{\mathbf{k}=0} &= -2(\omega_{\mathbf{p}_1} - \omega_{\mathbf{p}_1 + \mathbf{k}}) \frac{c^2 k_y}{\omega_{\mathbf{p}_1 + \mathbf{k}}} \Big|_{\mathbf{k}=0} = 0 \\ \left. \frac{\partial \Omega}{\partial k_z} \right|_{\mathbf{k}=0} &= -2(\omega_{\mathbf{p}_1} - \omega_{\mathbf{p}_1 + \mathbf{k}}) \frac{c^2 (p_{1z} - k_z)}{\omega_{\mathbf{p}_1 + \mathbf{k}}} \Big|_{\mathbf{k}=0} = 0 \end{aligned}$$

For second derivatives we obtain

$$\begin{aligned} \left. \frac{\partial^2 \Omega}{\partial k_z^2} \right|_{\mathbf{k}=0} &= -2 \frac{c^2 (p_{1z} - k_z)}{\omega_{\mathbf{p}_1 + \mathbf{k}}} \frac{\partial}{\partial k_z} (\omega_{\mathbf{p}_1} - \omega_{\mathbf{p}_1 + \mathbf{k}}) \Big|_{\mathbf{k}=0} \\ &= 2 \frac{c^2 (p_{1z} - k_z)}{\omega_{\mathbf{p}_1 + \mathbf{k}}} \frac{c^2 (p_{1z} - k_z)}{\omega_{\mathbf{p}_1 + \mathbf{k}}} \Big|_{\mathbf{k}=0} = \frac{2c^4 p_{1z}^2}{\omega_{\mathbf{p}_1}^2} = 2v_{1z}^2 \\ \left. \frac{\partial^2 \Omega}{\partial k_y^2} \right|_{\mathbf{k}=0} &= \frac{\partial^2 \Omega}{\partial k_y \partial k_z} \Big|_{\mathbf{k}=0} = 0 \end{aligned}$$

⁵⁴We took into account that $p_{1x} = p_{1y} = 0$.

Then the Taylor expansion around $\mathbf{k} = 0$ yields $\Omega(k_x, k_y, k_z) \approx k_z^2 v_1^2$. Substituting this expression in (15.55), we obtain

$$w_2^d(\mathbf{p}_1 + \mathbf{k}, \mathbf{p}_1, \mathbf{k}) \approx \frac{q_1 q_2 \hbar^2}{(2\pi \hbar)^3} \cdot \frac{1}{k_x^2 + k_y^2 + k_z^2 (1 - v_1^2/c^2)}$$

and the position-space potential is

$$\begin{aligned} w_2^d(\mathbf{p}_1, \mathbf{r}) &= \int d\mathbf{k} w_2(\mathbf{p}_1 + \mathbf{k}, \mathbf{p}_1, \mathbf{k}) e^{i\mathbf{k}\mathbf{r}} = \frac{q_1 q_2 \hbar^2}{(2\pi \hbar)^3} \int d\mathbf{k} \frac{e^{i\mathbf{k}\mathbf{r}}}{k_x^2 + k_y^2 + k_z^2/\gamma^2} \\ &= \frac{q_1 q_2 \gamma}{4\pi \sqrt{x^2 + y^2 + \gamma^2 z^2}} \end{aligned} \quad (15.56)$$

where we defined $\gamma \equiv 1/\sqrt{1 - v_1^2/c^2} \gg 1$ and $\mathbf{r} \equiv \mathbf{r}_2 - \mathbf{r}_1$.

Formula (15.56) is the potential energy of interaction between charges 1 and 2. Within our approximations, the full Hamiltonian can be written as

$$H \approx m_2 c^2 + c p_1 + \frac{q_1 q_2 \gamma}{4\pi \sqrt{x^2 + y^2 + \gamma^2 z^2}}$$

The force acting on the particle 2 is

$$\mathbf{f}_2 \equiv m_2 \frac{d\mathbf{r}_2}{dt^2} = \frac{d\mathbf{p}_2}{dt} = -\frac{\partial H}{\partial \mathbf{r}_2}$$

and the “electric field” (15.53) at $t = 0$ can be obtained as the gradient of the potential (15.56)

$$e_x^{(\gamma)}(x, y, z) = -\frac{1}{q_2} \cdot \frac{\partial w_2^d}{\partial x_2} = \frac{q_1 \gamma x}{4\pi (x^2 + y^2 + \gamma^2 z^2)^{3/2}} \quad (15.57)$$

$$e_y^{(\gamma)}(x, y, z) = -\frac{1}{q_2} \cdot \frac{\partial w_2^d}{\partial y_2} = \frac{q_1 \gamma y}{4\pi (x^2 + y^2 + \gamma^2 z^2)^{3/2}} \quad (15.58)$$

$$e_z^{(\gamma)}(x, y, z) = -\frac{1}{q_2} \cdot \frac{\partial w_2^d}{\partial z_2} = \frac{q_1 \gamma^3 z}{4\pi (x^2 + y^2 + \gamma^2 z^2)^{3/2}} \quad (15.59)$$

It is interesting to compare this field with the one produced by a charge at rest ($\gamma = 1$)

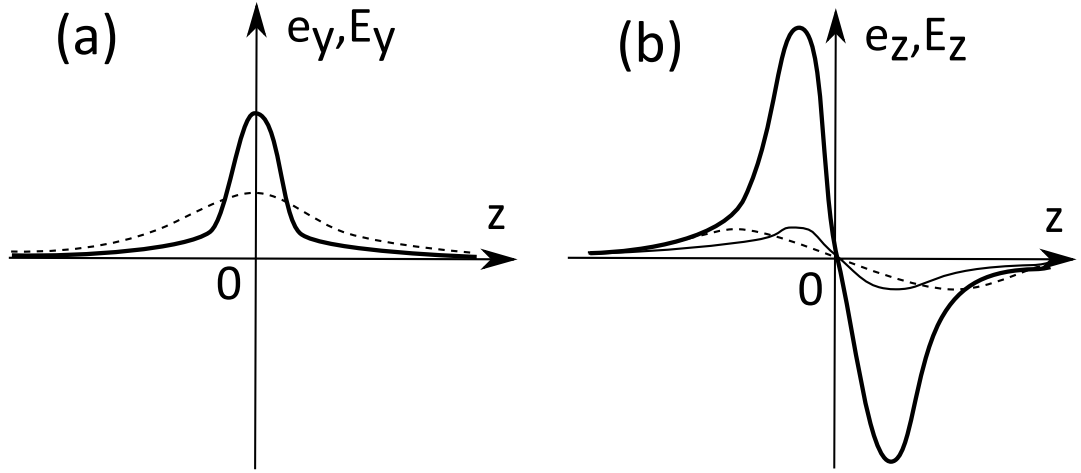


Figure 15.14: Schematic “electric field” profiles along z -direction (with coordinates $x = 0, y > 0$ fixed) for a charge moving with velocity $v = c\sqrt{\gamma^2 - 1}/\gamma$ along the z -axis. The profiles are taken at time $t = 0$ when the charge is located in the origin (see Fig. 15.13). Broken line - charge at rest ($\gamma = 0$); thick line - RQD “electric field” \mathbf{e} for a moving charge ($\gamma = 2$); thin full line - field \mathbf{E} for the moving charge ($\gamma = 2$) in Maxwell’s theory: (a) transversal field components e_y and E_y coincide for all γ ; (b) longitudinal field components $|e_z| > |E_z|$.

$$\mathbf{e}^{(\gamma=1)}(x, y, z) = \frac{q_1 \mathbf{r}}{4\pi(x^2 + y^2 + z^2)^{3/2}} \quad (15.60)$$

For $x = 0$ and fixed value $y > 0$ we plotted e_y - and e_z -components of (15.60) as functions of z in Fig. 15.14. They are shown by broken lines. Field components for the moving charge⁵⁵ are shown there by thick full lines. The effect of the charge’s velocity is twofold: First, the field profile gets squeezed towards the charge’s position ($z_1 = 0$). Second, the peak magnitude of the field increases. This means that the electric field configuration around a fast-moving charge is concentrated in a narrow disk perpendicular to the direction of motion. This disk moves together with the charge as if it was rigidly attached to the instantaneous charge’s position.

⁵⁵See equations (15.58) and (15.59), where the $\gamma = 2$ was chosen as an example.

15.5.2 Fast moving charge in Maxwell's electrodynamics

In the preceding subsection we used our RQD formalism to find the “electric field” generated by a fast-moving charge. Let us now see how the same problem is solved in classical Maxwell's electrodynamics.

The standard derivation⁵⁶ involves the concept of retarded Liénard-Wiechert fields. The idea is that electric (and magnetic) fields are not rigidly attached to the moving charge. They radially spread around the charge with the speed equal to the speed of light. So, the total field around the charge is not determined by the charge's instantaneous position. It is rather a function of previous locations of the particle. The formula for the Liénard-Wiechert field produced by the uniformly moving charge 1 at the point 2 at time $t = 0$ is⁵⁷

$$\mathbf{E}(\mathbf{r}_2) = \frac{q_1}{4\pi} \cdot \frac{\mathbf{r}(t') - r(t')\mathbf{v}_1/c}{\gamma^2[r(t') - (\mathbf{r}(t') \cdot \mathbf{v}_1)/c]^3} \quad (15.61)$$

Various components in this formula are shown in Fig. 15.13. In particular, $\mathbf{r}(t') = \mathbf{r}_2 - \mathbf{r}_1(t')$ is the vector connecting the two charges at an earlier time $t' = -r(t')/c$. Now, let us find the time t' and the charge's position $\mathbf{r}_1(t') = (0, 0, z_1(t'))$ at which the Liénard-Wiechert field was “emitted”, such that it reached the test particle 2 at time $t = 0$. As the field propagates with the speed of light, we can write

$$-ct' = \sqrt{y^2 + z_1^2(t')} \quad (15.62)$$

On the other hand, in the time interval $[t', 0]$ particle 1 has traveled along the z -axis from $z = z_1(t')$ to $z = 0$. This condition yields

$$v_1 t' = z_1(t') \quad (15.63)$$

Solving the system of equations (15.62) - (15.63) we obtain

⁵⁶see [IPL99, Car00] and section 14.1 in [Jac99]

⁵⁷See equation (14.14) in [Jac99]. The Liénard-Wiechert field is denoted by the capital \mathbf{E} in order to distinguish it from the “electric field” \mathbf{e} (15.57) - (15.59) predicted in our theory.

$$t' = -\frac{y}{\sqrt{c^2 - v_1^2}} = -\frac{y\gamma}{c} \quad (15.64)$$

$$\mathbf{r}(t') \equiv \mathbf{r}_2 - \mathbf{r}_1(t) = \left(0, y, y\gamma\frac{v_1}{c}\right)$$

$$r(t') = y\sqrt{1 + \gamma^2\frac{v_1^2}{c^2}} = y\gamma \quad (15.65)$$

Using these results in the Liénard-Wiechert formula (15.61) we find electric field components at time $t = 0$ ⁵⁸

$$E_x(x, y, z) = \frac{q_1\gamma x}{4\pi(x^2 + y^2 + \gamma^2 z^2)^{3/2}} \quad (15.66)$$

$$E_y(x, y, z) = \frac{q_1\gamma y}{4\pi(x^2 + y^2 + \gamma^2 z^2)^{3/2}} \quad (15.67)$$

$$E_z(x, y, z) = \frac{q_1\gamma z}{4\pi(x^2 + y^2 + \gamma^2 z^2)^{3/2}} \quad (15.68)$$

Field components E_x and E_y perpendicular to the direction of motion are exactly the same as our results (15.57) - (15.58). But the parallel component (15.68) is γ^2 time smaller than (15.59). This component is shown by the thin full line in Fig. 15.14(b).

15.5.3 Kislev-Vaidman “paradox”

RQD predicts that electric and magnetic forces between charged particles propagate instantaneously. In chapter 16 we will discuss a number of experiments indicating that this is more accurate representation of electromagnetic interactions than the traditional retarded Liénard-Wiechert potentials. In section 17.3 we will see that action-at-a-distance can be consistent with the principle of causality.

⁵⁸For a detailed derivation see references quoted in [dSFP⁺12], e.g., section 14.1 in [Jac99]. Note that this is the same result as the one obtained by Lorentz-transforming field components (15.60) to the moving frame (see section 11.10 in [Jac99]). However, the method of Lorentz transformations is questionable, because, as we explained in section 17.3, standard special-relativistic formulas for such transformations are valid only in the absence of interactions and cannot be used for transforming forces between particles (=electric fields).

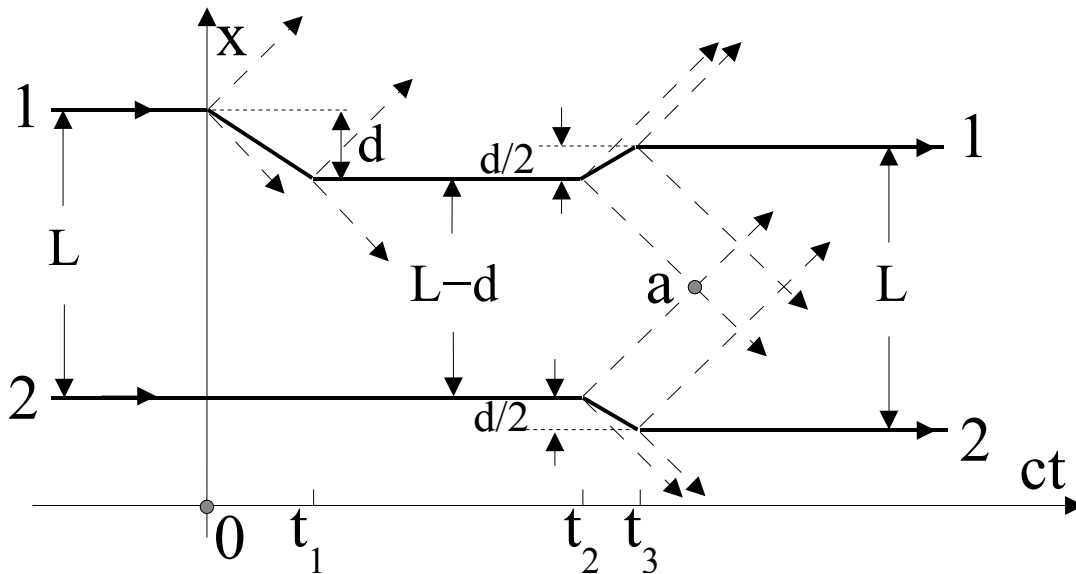


Figure 15.15: Movements of two charged particles (full bold lines) in the Kislev-Vaidman paradox plotted on the $t - x$ plane. The time on the horizontal axis is multiplied by c , so that photon trajectories (dashed arrows) are at 45° angles.

Additional support for these ideas is provided by the remarkable paradox [KV02] associated with the assumption of retarded interactions in standard Maxwell's electrodynamics.⁵⁹ Consider two particles 1 and 2 both having the unit charge. Let us assume that their electromagnetic interaction is transmitted by retarded potentials and that the movement of both particles is confined on the x axis. Let us now force the two particles to move along certain prescribed paths plotted in Fig. 15.15 by full thick lines. Initially (at times $t < 0$) both particles are kept at rest with the distance L between them. The Coulomb interaction energy is $1/(4\pi L)$. At time $t = 0$ we apply external force which displaces particle 1 by the distance $d < L$ toward the particle 2. The work performed by this force will be denoted W_1

$$4\pi W_1 = \frac{1}{L-d} - \frac{1}{L}$$

⁵⁹A number of related paradoxes were discussed also in [Eng05, Kho04, Kho05, Kho06].

Then we wait⁶⁰ until time t_2 and move both particles simultaneously by the distance $d/2$ away from each other. If we make this move rapidly during a short time interval $(t_3 - t_2) < (L - d)/c$, then the retarded field of the particle 2 in the vicinity of the particle 1 remains unperturbed as if the particle 2 has not been moved at all. The same is true for the field of the particle 1 in the vicinity of the particle 2. Therefore the work performed by such a move is

$$4\pi W_2 = 2 \left(\frac{1}{L - d/2} - \frac{1}{L - d} \right)$$

The total work performed in these two steps is nonzero

$$\begin{aligned} & 4\pi(W_1 + W_2) \\ = & \frac{1}{L - d} - \frac{1}{L} + \frac{2}{L - d/2} - \frac{2}{L - d} \\ \approx & \frac{1}{L(1 - d/L)} - \frac{1}{L} + \frac{2}{2(1 - d/(2L))} - \frac{2}{L(1 - d/L)} \\ \approx & \frac{1}{L} \left(1 + \frac{d}{L} + \frac{d^2}{L^2} \right) - \frac{1}{L} + \frac{2}{L} \left(1 + \frac{d}{2L} + \frac{d^2}{4L^2} \right) - \frac{2}{L} \left(1 + \frac{d}{L} + \frac{d^2}{L^2} \right) \\ = & \frac{1}{L} + \frac{d}{L^2} + \frac{d^2}{L^3} - \frac{1}{L} + \frac{2}{L} + \frac{d}{L^2} + \frac{d^2}{2L^3} - \frac{2}{L} - \frac{2d}{L^2} - \frac{2d^2}{L^3} \\ = & -\frac{d^2}{2L^3} \end{aligned} \tag{15.69}$$

This means that after the shifts are completed we find both charges in the same configuration as before (at rest and separated by the distance L), however we gained some amount of energy (15.69). Of course, the balance of energy (15.69) is not complete. It does not include the energy of photons emitted by accelerated charges.⁶¹ However, one could, in principle, recapture this emitted energy by surrounding the pair of particles by appropriate photon absorbers and redirect the captured energy to perform the work of

⁶⁰The displacement of the charge 1 and its acceleration results in emission of electromagnetic radiation (indicated by dashed arrows in Fig. 15.15). So, we would need to wait for a sufficiently long time until the emitted photons propagated far enough, so that they do not have any effect on our two-charge system anymore.

⁶¹According to Larmor's formula, the energy of emitted photons is proportional to the square of acceleration of the charges. See subsection 14.1.2.

moving the charges again. Then, it would become possible to build a *perpetuum mobile* machine in which the two steps described above are repeated indefinitely and each time some amount of energy (15.69) is gained.

The following explanation of this paradox was suggested by Kislev and Vaidman [KV02]: They claim that there is another energy term missed in the above analysis, which is related to the interference of electromagnetic waves emitted by the two particles⁶² and which restores the energy balance. This explanation does not look plausible, because there is actually no interaction energy associated with the interference of light waves: The interference results in a redistribution of the wave's amplitude (formation of minima and maxima) and the wave's local energy in space, while the total energy of the wave remains unchanged [Gau03]. In other words, there is no interaction between photons.⁶³

The correct explanation of the Kislev-Vaidman “paradox” is provided by the Darwin-Breit instantaneous action-at-a-distance theory. In the absence of retardation of the Coulomb potential, it is easy to show that $W_1 + W_2 = 0$, and the total work performed by moving the charges is equal to the energy of the emitted radiation.

Another reason to doubt the validity of retarded Liénard-Wiechert potentials is the paradoxical prediction [Cor86, Gri86, Ste13] that an isolated electric dipole can move with a constant acceleration in the absence of any external force. This paradox does not appear when charges interact instantaneously, as in RQD.

15.5.4 Accelerated charges

As we saw above, RQD “fields” depend on the source charge's velocity, but not on its acceleration. However, this does not mean that accelerations do not play any role in electromagnetic interactions. As we have shown in subsection 14.1.2, an accelerated charge emits photons. One result of this effect is that a part of the charge's kinetic energy gets lost to radiation. This is called the *radiation reaction* or radiation braking.

The other result is the appearance of an additional indirect interaction between charges: An accelerated charge emits a large number of photons,

⁶²For example, in Fig. 15.15 electromagnetic waves emitted by the two charges meet at point *a*, and the interference of the waves proceeds from that time on.

⁶³QED predicts a very weak photon-photon interaction in the 4th perturbation order, however it is negligibly small in the situation considered here.

which spread around with the speed of light. Some photons reach the other (receiving) charge and interact with it either by absorption⁶⁴ or by the Compton scattering,⁶⁵ thus causing the receiving charge to accelerate. This indirect transmission of interaction occurs with the speed of light, and is responsible for TV, radio, and cell-phone signal propagation through air.

15.5.5 Electromagnetic fields vs. photons

So far in this book we presented many arguments suggesting that electrodynamics (both quantum and classical) does not need electromagnetic potentials (scalar and vector) and/or electromagnetic fields (\mathbf{E} and \mathbf{B}). Instantaneous inter-particle forces and the laws of quantum mechanics are quite sufficient for the description of all electromagnetic phenomena.

The same conclusion remains true with respect to properties of the free electromagnetic radiation. In RQD we claim that electromagnetic radiation is simply a flow of a large number of point-like massless particles – photons. The wave properties of light are manifestations of the quantum nature of individual particles, and the Huygens-Maxwell wave theory of light is, in fact, an attempt to approximate quantum wave functions of billions of photons by two surrogate functions $\mathbf{E}(\mathbf{x}, t)$ and $\mathbf{B}(\mathbf{x}, t)$ [Fie04, dIT05, Car05]. As we saw in section 1.1, ordinary quantum theory of photons (particles) can also explain the diffraction and interference phenomena without involving the classical waves \mathbf{E} and \mathbf{B} . Moreover, our particle-based explanation works much better than the classical wave model in the limit of low-intensity light and for the photo-electric effect.⁶⁶ So, the representation of electromagnetic radiation as a flow of discrete countable quantum particles better agrees with experiment and is more general than the field (or wave) theory of light [Fie04, Fie06b, dIT04a, dIT04b, dIT05]. This is an invitation to reconsider the status of Maxwell’s electrodynamics:

Finally, the remark may be made, as previously pointed out by Feynman [Fey85] and other authors adopting a similar approach [LLB90], that the so called ‘classical wave theory of light’ developed in the early part of the 19th century by Young, Fresnel

⁶⁴if the receiving charge is accelerating, then it can absorb photons in a process that is reverse to the bremsstrahlung emission.

⁶⁵see subsection 9.2.5

⁶⁶see subsection 1.1.3

*and others is QM as it applies to photons interacting with matter. Similarly, Maxwell's theory of CEM [=Classical ElectroMagnetism] is most economically regarded as simply the limit of QM when the number of photons involved in a physical measurement becomes very large. [...] Thus experiments performed by physicists during the last century and even earlier, **were** QM experiments, now interpreted via the wavefunctions of QM, but then in terms of 'light waves'. [...] The essential and mysterious aspects of QM, as embodied in the wavefunction (superposition, interference) were already well known, in full mathematical detail, almost a hundred years earlier! J. H. Field [Fie04]*

Chapter 16

EXPERIMENTAL SUPPORT FOR RQD

Let a hundred flowers bloom, let a hundred schools of thought contend.

Mao Zedong

Our discussion in subsection 15.5.4 suggests that there are two distinct kinds of forces between charged particles: One is the direct *bound* Coulomb or magnetic force, which is dominant when the charges are at rest or move with low accelerations. In RQD these force fields are rigidly and permanently attached to the source charges and react immediately to any perturbation of the charges' trajectories. This is equivalent to saying that the speed of propagation of these interactions is infinite. On the other hand, in Maxwell electrodynamics the attachment of the bound fields to the charge is not rigid: The electric and magnetic forces are described by Liénard-Wiechert fields, which propagate with the speed of light.

The second type of force is the indirect *radiation* interaction. In RQD this interaction is transmitted by photons traveling with the speed of light. In Maxwell's theory, the radiation field is represented by the familiar transverse electromagnetic wave, in which mutually perpendicular \mathbf{E} and \mathbf{B} vectors oscillate and travel in space with the light's speed.

Thus, in RQD the total force field produced by a group of moving charges

can be written symbolically as a superposition of instantaneous and retarded components¹

$$\mathbf{e} = \mathbf{e}_{bound}^{inst} + \mathbf{e}_{radiation}^{ret} \quad (16.1)$$

The Liénard-Wiechert electric field of the Maxwell's theory is fully retarded

$$\mathbf{E} = \mathbf{E}_{bound}^{ret} + \mathbf{E}_{radiation}^{ret} \quad (16.2)$$

In this book we will not derive the explicit form of the $\mathbf{e}_{radiation}^{ret}$ component². We will simply assume that $\mathbf{e}_{radiation}^{ret} = \mathbf{E}_{radiation}^{ret}$ and focus on the more interesting difference between bound fields $\mathbf{e}_{bound}^{inst}$ and \mathbf{E}_{bound}^{ret} .

The infinite propagation speed of the bound electromagnetic fields is, perhaps, the most controversial prediction of our RQD approach. In this chapter we will be interested in experimental techniques that can be used to verify this prediction. As we have mentioned already, the bound fields are easily observable in static or quasistatic situations when accelerations of charges are low. However, if we want to measure field velocities, then we need to disrupt these static configurations, thus introducing charge accelerations and, inevitably, the emission of radiation fields. So, the experimental challenge is to somehow minimize the effect of the radiation fields, so that dynamical properties of the bound fields can be studied in their pure form. Several experimental approaches that can meet this challenge will be described below. For other relevant experiments see review articles [Rec09, WFF⁺10].

16.1 Relativistic electron bunches

In subsections 15.5.1 and 15.5.2 we have calculated bound electric fields produced by a fast moving charge in RQD (15.57) - (15.59) and in the Maxwell-Liénard-Wiechert theory (15.66) - (15.68), respectively. In both cases the

¹For brevity here we consider only the “electric” part of the field, omitting “magnetic” interactions that act only on moving charges. For similar ideas about electromagnetic interactions being composed of both instantaneous and retarded parts see [CSR96, Fie97, Fie06a, Kho06, KMSR07a].

²As explained in subsection 15.5.4, its action on a test charge is a combination of the photon absorption and the Compton scattering.

fields have a form of a thin “pancake” perpendicular to the charge’s velocity. However, there is one crucial difference in the field dynamics (time evolution) predicted by these two theories. Remarkably, this difference is so significant that it can be seen even in unsophisticated experimental setups. Let us now discuss this experimental opportunity in more detail.

Fast-moving charges are routinely available as electron beams in accelerators. For example, a bunch of 500 MeV electrons has the factor γ as large as 10^3 . Then Liénard-Wiechert equations (15.64) - (15.65) suggest a peculiar electric field dynamics when such an electron bunch leaves the accelerator’s pipe and enters the open space. Immediately after the bunch’s emergence there is no electric field around it. The disk-shaped field builds up gradually,³ starting from low values of y and extending to larger y as the time progresses. Thus the electric field grows “older” as the observation point moves away from the beam line, i.e., as y increases. For example, the peak electric field at the distance of $y = 50$ cm from the beam’s axis becomes fully formed only after the bunch has traveled $\gamma y = 500$ m away from the pipe exit point.

Unlike in the Liénard-Wiechert theory, in our RQD approach there is no “field recovery” dynamics as described above. The electric field (15.57) - (15.59) of the bunch emerging from the accelerator is fully formed in the entire space without delay. Here we will have a chance to compare these two competing predictions with the experiment performed recently by the group of prof. Pizzella at the Frascati National Laboratory in Italy [dSFP⁺12].

16.1.1 Experiment at Frascati

Frascati experiment used 500 MeV electron bunches ($\gamma \approx 10^3$) with $(0.5 - 5.0) \times 10^8$ electrons per pulse. The transverse y -component of the electric field was measured at distances $y = 3, 5, 10, 20, 40,$ and 55 cm from the beam line. This experiment confirmed theoretical results (15.58) or (15.67) within experimental errors.

As we discussed above, the traditional result (15.67) relied on the requirement that the electron bunch was moving uniformly long before the measurement was done. For example, for the validity of (15.67) at $y = 55$ cm and $t = 0$,⁴ the earlier trajectory of the bunch should be linear, uniform,

³Sometimes such a buildup is described as a “field recovery” of the “semi-bare electron” [NPSP10, NPS12].

⁴Here we use the same notation and assumptions as in subsections 15.5.1 - 15.5.2. In

and unconstrained for at least $(55 \text{ cm}) \cdot \gamma \approx 550 \text{ m}$ from the point of observation. However, this essential condition was badly violated in the experiment! In particular, a fully formed electric field was detected at the distance of only 92 cm from the beam pipe exit flange.

Thus the Pizzella group's measurements were totally inconsistent with the gradual build-up of the bunch's electric field predicted by the classical Maxwell-Liénard-Wiechert theory. However, they were in full agreement with our RQD explanation, which maintains that the field is rigidly attached to the instantaneous position of the moving charge.

16.1.2 Proposal for modified experiment

Let us suggest two simple modifications of the Frascati experimental setup, which may provide even more spectacular validation of RQD. First, one can change orientation of the electric field sensors so as to measure the longitudinal z -component of the field and compare it with our prediction (15.58). As we mentioned earlier, this quantity is expected to be $\gamma^2 \approx 10^6$ times greater than the Liénard-Wiechert's prediction (15.68).

Second, we propose to check whether the field at large transverse distances y follows instantaneous positions of the moving charge, as predicted by RQD in subsection 15.5.1. In order to verify this prediction, the experimentalists can stop the electron bunch abruptly by placing a lead brick (beam dump) on the beam's path, and investigate the time evolution of the electric field after such an interruption of the beam. An example of the proposed setup is shown in Fig. 16.1.⁵ The electric field sensor⁶ is placed at $(x = 0, y = 55 \text{ cm}, z = 0)$. The lead brick is positioned at $(x = 0, y = 0, z = -30 \text{ cm})$, so that the beam stoppage occurs at time $t_1 = -1 \text{ ns}$, i.e., 1 ns earlier than the field maximum is supposed to reach the sensor. Next consider response of the sensor in the two theories discussed above.

In the traditional Liénard-Wiechert approach, the electric field of the beam will continue its motion with velocity $(0, 0, v_1)$ even after the electron beam has been interrupted. So, the sensor will register the onset of the field pulse at time $t = 0$, as if the lead brick was not there.⁷ The beam's collision

particular, $t = 0$ is the time when the sensor (=charge 2) registers the maximum e_y field strength.

⁵Coordinate axes and beam properties are the same as in Fig. 15.13.

⁶which was earlier modeled by the fixed charge 2

⁷It is also important to note that in the Liénard-Wiechert theory the amplitude of the

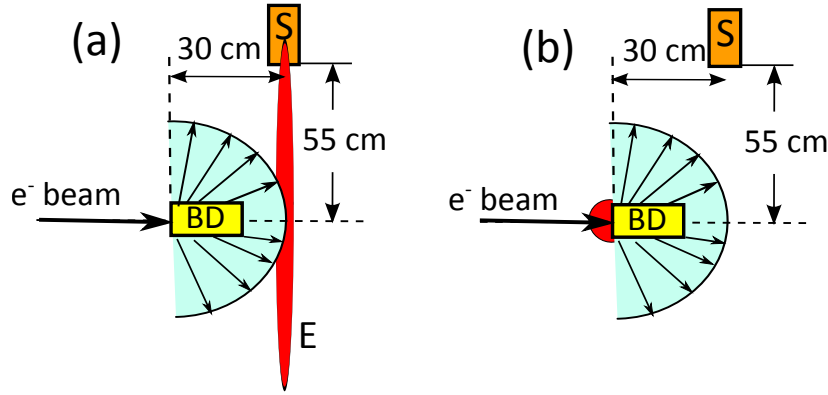


Figure 16.1: Field configurations at $t = 0$, i.e., after the electron bunch was stopped by the beam dump (BD): (a) Maxwell's theory in which the disk-shaped electric field E of the beam has reached the sensor (S); (b) RQD in which the runaway disk-shaped electric field is absent (a much weaker stationary field surrounds the stopped electron bunch), and the photons emitted from the collision point have not reached the sensor yet.

with the lead brick will also result in formation of a burst of electromagnetic radiation $\mathbf{E}_{radiation}^{ret}$, which will propagate radially with the speed of light, as shown in the figure. The distance between the sensor and the collision point is $R = \sqrt{y^2 + z^2} = \sqrt{(55 \text{ cm})^2 + (30 \text{ cm})^2} \approx 64 \text{ cm}$. Therefore, the electromagnetic pulse will reach the sensor at time $t_2 = t_1 + R/c = -1 \text{ ns} + (64 \text{ cm})/c \approx 1 \text{ ns}$, i.e., 1 ns later than the signal onset.

In our RQD approach, the field configuration does not depend on the previous history of the beam. So, after the electron bunch is stopped, its field suddenly transforms into a spherically symmetric shape (15.60), characteristic for a charge at rest. At the same time, the field strength reduces by the factor of $\gamma \approx 1000$, i.e., it weakens below detector's sensitivity. So, in contrast to the traditional theory described above, we are not expecting to see any sensor response at $t = 0$. Formation of the bremsstrahlung photon pulse $\mathbf{e}_{radiation}^{ret}$ upon the beam-brick collision will proceed as described above, and this signal will reach the sensor at time $t_2 \approx 1 \text{ ns}$.

In short, the two theories predict quite different timings of initial sensor

$t = 0$ signal must be the same independent on the presence or absence of the beam dump. This prediction was *not* confirmed by the Frascati experiment, which showed a significant reduction of the signal in the presence of the beam dump. See Fig. 15 in [dSFP⁺12].

responses: In Maxwell's theory, the signal onset will occur at $t = 0$, while in our approach the first signal will reach the sensor at $t \approx 1$ ns. The expected time difference of about 1 ns should be easily detectable by the available experimental equipment.

16.2 Radiation and bound fields

Experimental studies of the electromagnetic field propagation normally involve two antennas: the *emitter* and the *receiver*. The signal in the receiver is a combined effect of both the bound and radiation fields produced by the emitter. Separation of these two effects is a challenging experimental task, but it is still possible due to their different physical properties.

According to RQD, the radiation signal must be proportional to the number of photons reaching the receiver. In the simplest spherically symmetric case, this number drops with the distance as $e_{radiation}^{ret} \propto r^{-2}$. A different distance dependence can be expected for the bound field component e_{bound}^{inst} . Regarded as a source of the bound field, a simple antenna can be approximated by a time-varying electric dipole. Then at large distances we should expect the electric field to behave like $e_{bound}^{inst} \propto r^{-3}$. This suggests that at large distances the bound field effect is overwhelmed by the radiation effect. So, in order to detect superluminal bound fields one should either look very close to the emitter, e.g., in its near-field zone, or try to reshape the photon flow, so that certain regions of space are free from radiation, and the weaker bound fields can be detected there.

A few experiments, which succeeded in measuring the bound field velocity, will be discussed in this section.

16.2.1 Near field studies

A remarkable study of the electromagnetic field propagation was performed by Kholmetskii and coworkers [KMSR⁺07b, KMSR07a, MKSR11]. They used the classical Hertz's setup with two antennas. The emitter (E) antenna produced a short pulse of electromagnetic radiation in the surrounding space. The receiver (R) antenna was placed at a variable distance r from E , and time-resolved voltage waveforms were recorded at R . The authors have demonstrated that at large separations (the distance r was up to 3m) the signal in R was dominated by the radiation field with the distance depen-

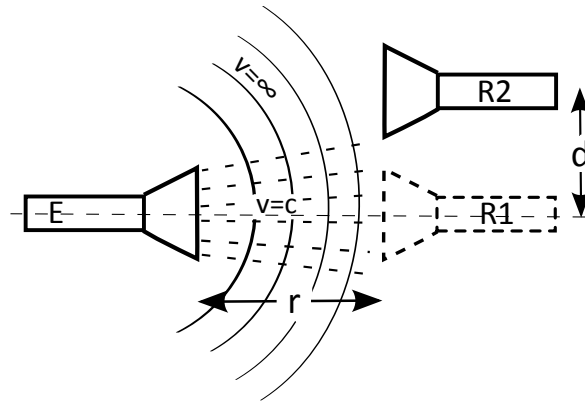


Figure 16.2: Sketch of the experiment with microwave horn antennas and its interpretation. Broken lines indicate the flux of photons concentrated along the emitter's (E) axis. Half-circles represent bound electric and magnetic fields that propagate instantaneously.

dence $\propto r^{-2}$. In the near-field zone ($r < 50\text{cm}$) the signals from both bound and radiation fields were mixed with the prevalence of the bound ($\propto r^{-3}$) field. Assuming that the radiation field propagated with the constant speed c within the entire range of r values, the authors were able to subtract the radiation field contribution from the total signal for all r , thus obtaining pure bound field waveforms. Analyzing these waveforms, they estimated the propagation speed of the bound component. In the near-field zone this value appeared much higher than the speed of light (or even infinite).⁸ This result fully agreed with the RQD idea about the instantaneous propagation of bound fields.

16.2.2 Microwave horn antennas

Perhaps the first convincing experimental observation of the superluminal character of bound electromagnetic fields was performed by Giakos and Ishii in 1991 [GI91b, GI91a]. They studied the propagation of microwave pulses between two horn antennas arranged as shown in Fig. 16.2. In the first run of this experiment the emitter (E) and the receiver ($R1$) antennas were placed face to face and separated by a distance of $r = 71.5\text{ cm}$. The signal crossed this air gap in 2.378 ns, which corresponded to the propagation velocity of

⁸These issues have been discussed also in [Wal00, Bud10, Bud09].

3.01×10^8 m/s, i.e., the speed of light, as expected. In the second run the receiver ($R2$) was shifted away from the emitter's axis (with or without tilting towards the emitter). For shift distances as large as $d = 34$ cm the transit time remained nearly constant despite substantial increase of the $E - R2$ separation. Thus, signal propagation velocities were observed as high as 3.32×10^8 m/s, i.e., 10% higher than the speed of light.

These results were later confirmed in a set of experiments performed by Ranfagni and coworkers [RFPM93, RM96, MRR00]. Wide ranges of microwave frequencies and $E - R$ separations were explored.

These observations are fully consistent with the following RQD narrative: The emitting horn antenna generates both bound and radiation electromagnetic fields. Due to the specific E antenna horn shape, the beam of photons (=the radiation field) is concentrated near the antenna axis. On the other hand, the bound field is more diffuse and short-range. When the receiver is placed on the emitter's axis, the signal is dominated by microwave photons, and the apparent signal velocity is close to c . When the receiver is displaced away from the axis, the photon contribution decreases, and a more prominent role is played by the bound instantaneous field. Thus the effective signal propagation speed tends to increase. The radiation field still dominates the signal, so the effective speed exceeds c by only few percents. If it were possible to shut off the radiation field completely, we would see an infinite propagation speed.

Such an elimination of the radiation component is, actually, possible in another kind of experiment that we would like to discuss in the next subsection.

16.2.3 Frustrated total internal reflection

Consider a beam of light directed from the glass side on the interface between glass (G1) and air (A) (see Fig. 16.3(a)). The *total internal reflection* occurs when the incidence angle θ is greater than the *Brewster angle*. In such cases, all light is reflected at the interface, and no radiation leaks into the air. The radiation field is blocked by the interface completely.

However, a rather surprising effect occurs if another piece of glass (G2) is placed close to the interface (see Fig. 16.3(b)). In this case, some part of the initial light beam does cross the air gap and penetrates the piece of glass G2. At the same time the intensity of the reflected light decreases. The total internal reflection becomes *frustrated*, and the phenomenon described above

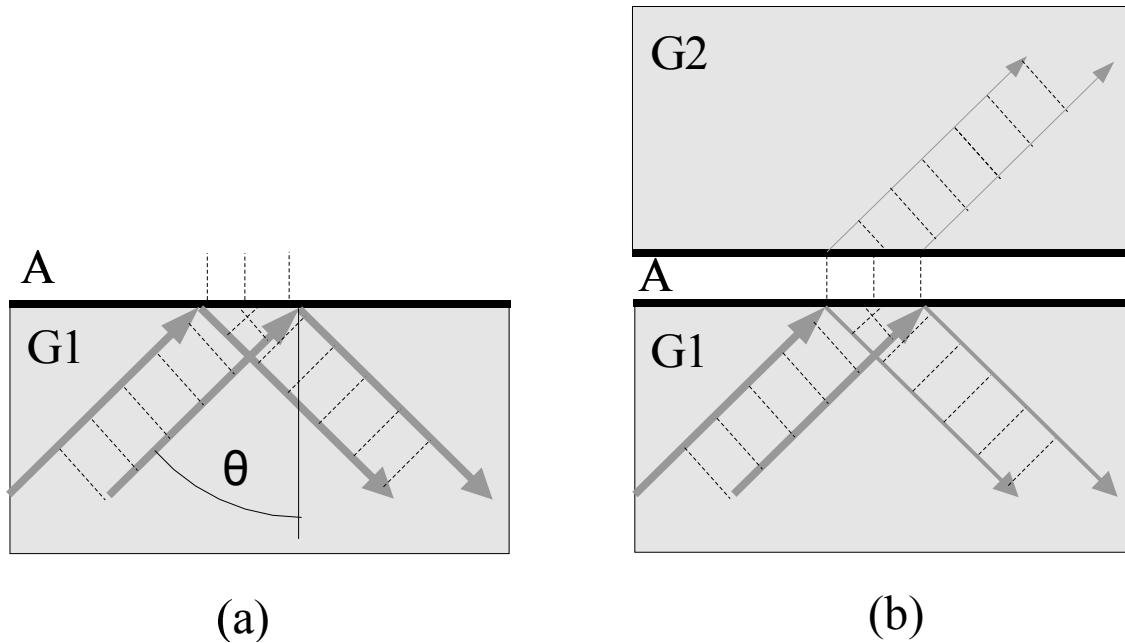


Figure 16.3: A beam of light impinging on the glass-air interface. (a) If the incidence angle θ is greater than the Brewster angle, then all light is reflected at the surface. The region of evanescent light is shown by vertical dashed lines. (b) If a second piece of glass is placed near the interface, then “evanescent light” is converted to the “normal light” propagating into the second piece of glass (G2).

is called the *frustrated total internal reflection* (FTIR).

In recent experiments [EN93, CZJW00, BD97] the speed of light’s propagation across the air gap (A) was investigated, and there were strong indications that this speed may be superluminal.⁹

The usual explanation of this effect is that the air gap serves as a barrier for the photon propagation, and the gap crossing is an example of the well-known quantum tunneling effect, which is widely believed to be superluminal.¹⁰ We suggest another (perhaps, not an alternative but a comple-

⁹There are discrepancies in data interpretations by different groups (see, for example, [RGC01, RMGC01]) and the question remains open whether or not the speed of the signal crossing the gap may exceed c .

¹⁰This is known as the *Hartman effect* [Har62]. For a recent observation of superluminal electron tunneling see [EPC⁺08].

mentary) explanation: Being excited by the light wave, the charged particles (electrons and nuclei) at the interface G1 - A oscillate. These oscillations give rise to variable dipole moments at the interface. The dipoles generate bound electric and magnetic fields in the gap,¹¹ which follow the dipole dynamics instantaneously. The amplitude of the bound fields decreases exponentially with the distance from the G1 - A interface. So, when the size of the gap is sufficiently small, these fields affect charged particles on the other side of the gap forcing them to oscillate and to emit photons. These newly created photons propagate inside the piece of class G2 in the form of a “normal” light beam. In our interpretation, the evanescent wave in the gap is equivalent to instantaneous Coulomb and magnetic forces acting between oscillating charges on the two interfaces. Although no real photons cross the air gap A, the apparent travel time of the light pulse does not depend on the size of the gap [HN00, AN13], i.e., the signal transmission across the gap occurs superluminally.

¹¹they are also called *evanescent waves*

Chapter 17

PARTICLES AND RELATIVITY

How often have I said to you that when you have eliminated the impossible, whatever remains, however improbable, must be the truth?

Sherlock Holmes

In the preceding chapters of this book we constructed a dressed particle version of quantum electrodynamics which we called *relativistic quantum dynamics* or RQD. One important property of RQD was that this theory reproduces exactly the S -matrix of the standard renormalized quantum electrodynamics. Therefore, RQD can describe existing experiments (e.g., scattering cross-sections, bound state energies, and lifetimes) just as well as QED. However RQD is fundamentally different from QED. The main ingredients of RQD are particles (not fields) that interact with each other via instantaneous potentials. The usual attitude toward such a theory is that it cannot be mathematically and physically consistent [Str04, HC01, Wal01, Wil99, Hob12].

In this chapter we are going to delve into more philosophical aspects of RQD. In particular, we will try to reassure the reader that this particle-based theory with instantaneous interactions still obeys the principles of relativity and causality. We will also argue that our theory provides a more accurate representation of relativistic phenomena than the traditional Minkowski

space-time model. One type of objections against particle-based theories is related to the alleged incompatibility between the existence of localized particle states and principles of relativity and causality. We will analyze these objections in section 17.1 and demonstrate that there is no reason for concern: the Newton-Wigner position operator and sharply localized particle states do not contradict any fundamental physical principle. In particular, we will analyze the well-known paradox of superluminal spreading of localized wave packets.

In section 17.2 we will define the notion of a localized physical *event* and attempt to derive transformations of space-time coordinates of such events between different reference frames. We will notice that spatial translations and rotations induce kinematical transformations of observables, but translations in time are always dynamical (i.e., they depend on interactions). Then boost transformations must be dynamical as well. This implies first that interactions are governed by the instant form of dynamics, and second that the connection between space and time coordinates of events in different moving reference frames are generally different from Lorentz transformations of special relativity.

In section 17.3 we will conclude that Minkowski space-time picture is not an accurate representation of the principle of relativity. We will also dispel another misconception about the alleged incompatibility between instantaneous action-at-a-distance and causality. We will see that in some cases superluminal effects may not violate causality and may be physically acceptable.

Section 17.4 is devoted to more philosophical speculations on the role of quantum fields and their interpretation.

17.1 Localizability of particles

In section 4.3 we found that in relativistic quantum theory particle positions are described by the Newton-Wigner operator. However, this idea is often regarded as controversial. There are at least three arguments that are usually cited to “explain” why there can be no position operator and localized states in relativistic quantum theory, in particular, in QFT:

- Single particle localization is impossible, because it requires an unlimited amount of energy (due to the Heisenberg’s uncertainty relation) and leads to creation of extra particles [BLP01]:

In quantum field theory, where the particle propagators do not allow acausal effects, it is impossible to define a position operator, whose measurement will leave the particle in a sharply defined spot, even though the interaction between the fields is local. The argument is always that, to localize the electric charge on a particle with an accuracy better than the Compton wavelength of the electron, so much energy should be put in, that electron-positron pairs would be formed. This would make the concept of position meaningless. Th. W. Ruijgrok [Rui98]

- Newton-Wigner particle localization is relative, i.e., different moving observers may disagree on whether the particle is localized or not.
- Perfectly localized wave packets spread out with superluminal speeds, which contradicts the principle of causality [Heg98]:

The 'elementary particles' of particle physics are generally understood as pointlike objects, which would seem to imply the existence of position operators for such particles. However, if we add the requirement that such operators are covariant (so that, for instance, a particle localized at the origin in one Lorentz frame remains so localized in another), or the requirement that the wave-functions of the particles do not spread out faster than light, then it can be shown that no such position operator exists. (See Halvorson and Clifton (2001) [HC01] and references therein, for details.) D. Wallace [Wal01]

In the present section we are going to show that relativistic localized states of particles have a well-defined and non-controversial meaning in spite of these arguments.

17.1.1 Measurements of position

Let us first consider the idea that precise measurements of position disturb the number of particles in the system.

It is true that due to the Heisenberg's uncertainty relation (6.88), sharply localized 1-particle states do not have well-defined momentum and energy.

For a sufficiently localized state, the energy uncertainty can be made greater than the energy required to create a particle-antiparticle pair. However, large uncertainty in energy does not immediately imply any uncertainty in the number of particles, and sharp localization does not necessarily require pair creation. The number of particles in a localized state would be uncertain if the particle number operator did not commute with position operators of particles. However, this is not true. One can easily demonstrate that Newton-Wigner particle position operators do commute with particle number operators. This follows directly from the definition of particle observables in the Fock space.¹ By their construction, all 1-particle observables (position, momentum, spin, etc.) commute with projections on n -particle sectors in the Fock space. Therefore these 1-particle observables commute with particle number operators. So, one can measure position of any particle without disturbing the number of particles in the system. This conclusion is valid for both non-interacting and interacting particle systems, because the Fock space structure and definitions of one-particle observables do not depend on interaction.

17.1.2 Localized states in a moving reference frame

In this subsection we will discuss the second objection against the use of localized states in relativistic quantum theories, i.e., the non-invariance of the particle localization.

The position-space wave function of a single massive spinless particle in a state sharply localized in the origin is²

$$\psi(\mathbf{r}) = \delta(\mathbf{r}) \quad (17.1)$$

The corresponding momentum space wave function is (5.38)

$$\psi(\mathbf{p}) = (2\pi\hbar)^{-3/2} \quad (17.2)$$

Let us now find the wave function of this state from the point of view of a moving observer O' . By applying a boost transformation to (17.2)³

¹see subsection 8.1.1

²This is a non-normalizable state that we called “improper” in section 5.2. Similar arguments apply to normalized localized wave functions, like $\sqrt{\delta(\mathbf{r})}$.

³see equation (5.30)

$$e^{-\frac{ic}{\hbar}\hat{K}_x\theta}\psi(\mathbf{p}) = (2\pi\hbar)^{-3/2}\sqrt{\frac{\omega_{\mathbf{p}}\cosh\theta - cp_x\sinh\theta}{\omega_{\mathbf{p}}}}$$

and transforming back to the position representation via (5.43) we obtain

$$e^{-\frac{ic}{\hbar}\hat{K}_x\theta}\psi(\mathbf{r}) = (2\pi\hbar)^{-3}\int d\mathbf{p}\sqrt{\cosh\theta - (cp_x/\omega_{\mathbf{p}})\sinh\theta}e^{\frac{i}{\hbar}\mathbf{p}\mathbf{r}} \quad (17.3)$$

We are not going to calculate this integral explicitly, but one property of the function (17.3) must be clear: for non-zero θ this function is non-vanishing for all values of \mathbf{r} .⁴ Therefore, the moving observer O' would not agree with O that the particle is localized. Observer O' can find the particle anywhere in space. This means that the notion of localization is relative: a state which looks localized to the observer O does not look localized to the moving observer O' .

The non-invariant nature of localization is a property not familiar in classical physics. Although this property has not been observed in experiments yet, it does not contradict any postulates of relativistic quantum theory and does not constitute a sufficient reason to reject the notion of localizability.

17.1.3 Spreading of well-localized states

Here we are going to discuss the wide-spread opinion that superluminal spreading of particle wave functions violates the principle of causality [HC01, Wal01, Mal96, Heg98, BY94].

In the preceding subsection we found how a localized state (17.1) looks from the point of view of a moving observer. Now, let us find the appearance of this state from the point of view of an observer displaced in time. Again, we first make a detour to the momentum space (17.2), apply the time translation operator

$$\psi(\mathbf{p}, t) = e^{-\frac{i}{\hbar}\hat{H}t}\psi(\mathbf{p}, 0) = (2\pi\hbar)^{-3/2}e^{-\frac{it}{\hbar}}\sqrt{m^2c^4 + p^2c^2}$$

⁴This property follows from the non-analyticity of the square root in the integrand [Str04].

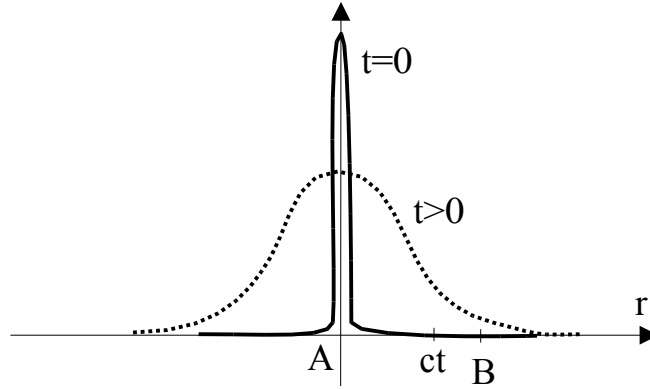


Figure 17.1: Spreading of the probability distribution of a localized wave function. Full line: at time $t = 0$; dashed line: at time $t > 0$ (the distance between points A and B is greater than ct).

and then use equation (5.43) to find the position-space wave function at non-zero t

$$\psi(\mathbf{r}, t) = (2\pi\hbar)^{-3/2} \int d\mathbf{p} \psi(\mathbf{p}, t) e^{\frac{i}{\hbar} \mathbf{p} \cdot \mathbf{r}} = (2\pi\hbar)^{-3} \int d\mathbf{p} e^{-\frac{it}{\hbar} \sqrt{m^2 c^4 + p^2 c^2}} e^{\frac{i}{\hbar} \mathbf{p} \cdot \mathbf{r}}$$

This integral can be calculated analytically [Rui]. However, for us the most important result is that the wave function is non-zero at distances larger than ct from the initial point A ($r > ct$), i.e., outside the “light cone”.⁵ The corresponding probability density $|\psi(\mathbf{r}, t)|^2$ is shown schematically by the dashed line in Fig. 17.1. Although the probability density outside the light cone is very small, there is still a non-zero chance that the particle propagates faster than the speed of light.

Note that superluminal propagation of the particle’s wave function in the position space does not mean that particle’s speed is greater than c . As we have established in subsection 5.1.2, for a free massive particle, eigenvalues of the quantum-mechanical operator of speed are less than c . So, the possibility of wave functions propagating faster than c is a purely quantum effect associated with the non-commutativity of operators \mathbf{R} and \mathbf{V} .

⁵This fact can be justified by the same analyticity argument as in footnote on page 549. See also [WWS⁺12] and section 2.1 in [PS95b].

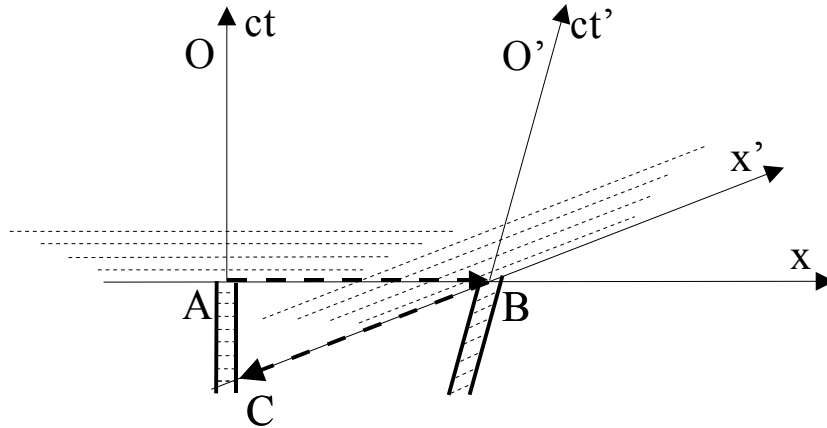


Figure 17.2: Space-time diagram demonstrating the alleged causality paradox associated with superluminal spreading of wave functions. Observers O and O' have coordinate systems with space-time axes (x, ct) and (x', ct') , respectively. Observers O and O' send superluminal signals to each other by opening boxes with localized quantum particles. See text for more details.

17.1.4 Superluminal spreading and causality

The superluminal spreading of localized wave packets described in the preceding subsection holds under very general assumptions in relativistic quantum theory [Heg98]. It is usually regarded as a sign of a serious trouble [HC01, Wal01, Mal96, BY94, Zub00], because the superluminal propagation of any signal is strictly forbidden in special relativity.⁶ This contradiction is often claimed to be the major obstacle for the particle interpretation of relativistic quantum theories. Since particle interpretation is the major aspect of our approach, we definitely need to resolve this controversy. This is what we are going to do in this subsection.

Let us first describe the reason why the superluminal spreading of wave functions is claimed to be unacceptable in the traditional approach. One idea is that this phenomenon can be used to build a device which would violate the principle of causality, as discussed in Appendix I.5. In that discussion we have not specified the mechanism by which the instantaneous signals were sent between observers O and O' . Let us now assume that these signals are transmitted by spreading quantum wave packets. More specifically, suppose

⁶see Appendix I.5

that the signaling device used by the observer O is simply a small impenetrable box containing massive spinless quantum particles. Before time $t = 0$ (point A in Fig. 17.2) the box is tightly closed, so that wave functions of the particles are well-localized inside it. The walls of the closed box at $t < 0$ are shown by two thick vertical parallel lines on the space-time diagram 17.2. At time $t = 0$ observer O sends a signal to the moving observer O' by opening the box. The wave function of spreading particles at $t > 0$ is shown schematically in Fig. 17.2 by thin dashed lines parallel to the x -axis. Due to the superluminal spreading of the wave function, there is, indeed, a non-zero probability of finding particles at the location of the moving observer O' (point B) immediately after the box was opened.

The observer O' has a similar closed box with particles. Upon receiving the signal from O (point B) she opens her box. It is clear that the wave packet of her particles $\psi'(\mathbf{r}', t')$ spreads instantaneously in her own reference frame. The question is how this spreading will be perceived by the stationary observer O ? The traditional answer is that the wave function $\psi(\mathbf{r}, t)$ from the point of view of O should be obtained by applying Lorentz transformations (I.16) - (I.19) to the arguments of ψ'

$$\psi(x, y, z, t) = \psi'(x \cosh \theta + ct \sinh \theta, y, z, t \cosh \theta + (x/c) \sinh \theta) = \psi'(\Lambda \tilde{x}) \quad (17.4)$$

This wave function is shown schematically in Fig. 17.2 by inclined parallel thin dashed lines. Then we see that there is a non-zero probability of finding particles emitted by O' at point C . This means that the response signal sent by O' arrives to O *earlier* than the initial signal $O \rightarrow O'$ was sent (at point A). This is clearly a violation of causality.

Actually, the time evolution of the wave packet (17.4) looks totally absurd from the point of view of O . The particles do not look as emitted from B at all. In fact, the wave function approaches observer O (point C) from the opposite side (from the side of negative x) and moves in the positive x direction. So, one cannot even talk about the “signal” being sent from O' to O !

What is wrong with this picture? The traditional answer is that this weird behavior is the consequence of the superluminal propagation of the wave function. The usual conclusion is that sanity can be restored by forbidding such superluminal effects. However, this would go against the entire theory developed in this book. Could there be a different answer?

We would like to suggest the following explanation: Apparently, the crucial step in the above derivation is the use of the wave function transformation law (17.4). However, there are serious reasons to doubt that this formula is applicable even approximately. First, here we are dealing with a system (particles confined in a box) where interactions play a significant role. In such a system the boost operator is interaction-dependent, and boost transformations of wave functions should depend on the details of interaction potentials.⁷ Therefore, it is obvious that the wave function transformation cannot be described by the universal interaction-independent formula (17.4). Moreover, our system is not isolated. It is described by a time-dependent Hamiltonian (the box is opened at some point in time). This makes Poincaré group arguments unapplicable and further complicates the analysis of boost transformations. Even if we assume that interaction-dependence of boost transformations can be neglected in some approximation, there is still no justification for equation (17.4). This formula cannot be used to transform even wave functions of free particles. For example, this formula contradicts the transformation law (17.3) derived earlier for localized particle states. So, there is absolutely no evidence that the wave function of particles emitted by observer O' will behave as shown in Fig. 17.2 from the point of view of O . In particular, there is no evidence that the signal sent by O' arrives to O at point C in violation of the causality law.

It is plausible that using the correct boost transformation law one would obtain that the wave function of particles released by O' at point B propagates superluminally in the reference frame O as well.⁸ This conclusion can be supported by the following argument. From the point of view of observer O , the particle emitted at point B ($t = 0$) is in a localized state with definite position. Such states do not have any definite velocity (or momentum), so their free⁹ time evolution is determined only by the value of the position characteristic for the initial state. Therefore particles emitted by boxes at rest (e.g., the box A) and by moving boxes (e.g., the box B) are described by essentially the same time-dependent wave functions at $t > 0$. The only difference being a relative shift along the x -axis. Then instead of the acausal

⁷This dependence will be discussed in the next section in greater detail.

⁸this means that thin dashed lines around point B in Fig. 17.2 should be drawn parallel to the axis x

⁹At times $t > 0$ the box B remains opened, and the particle's evolution is described by the non-interacting Hamiltonian H_0 .

response signal $B \rightarrow C$ ¹⁰ one would have a signal $B \rightarrow A$, which, in spite of being instantaneous, does not violate the principle of causality.

17.2 Inertial transformations in multiparticle systems

One of the goals of physics declared in Introduction¹¹ includes finding transformations of observables between different inertial reference frames. In chapter 4 and in subsection 6.2.3 we discussed inertial transformations of *total* observables in a multiparticle system and we found that these transformations have universal forms, which do not depend on the system's composition and interactions acting there. In this section we will be interested in establishing inertial transformations for observables of *individual particles* within an interacting multiparticle system. Our goal is to compare these predictions of RQD with Lorentz transformations for time and position of *events* in special relativity

$$t' = t \cosh \theta - (x/c) \sinh \theta \quad (17.5)$$

$$x' = x \cosh \theta - ct \sinh \theta \quad (17.6)$$

$$y' = y \quad (17.7)$$

$$z' = z \quad (17.8)$$

Here we will reach a surprising conclusion that formulas of special relativity may be not accurate.

17.2.1 Events and observables

One of the most fundamental concepts in physics is the concept of an *event*. Generally, event is some physical process or phenomenon occurring in a small volume of space in a short interval of time. So, each event can be characterized by four numbers: its time t and its position $\mathbf{r} = (x, y, z)$. These numbers are referred to as *space-time coordinates* (t, \mathbf{r}) of the event. For the event to be observable, there should be some material particles present at

¹⁰as predicted incorrectly in the traditional approach based on equation (17.4)

¹¹see page xxxv

time t at the point \mathbf{r} . The simplest example of an event is an intersection of trajectories (a collision) of two particles. We will define t as the reading of the clock belonging to the observer witnessing the particles' collision and \mathbf{r} as the (expectation) value of the positions of particles present in the event's volume.

In this section we would like to derive the relationship between event's space-time coordinates (t, \mathbf{r}) measured in the reference frame at rest O and space-time coordinates (t', \mathbf{r}') measured in the moving reference frame O' . Since we just identified event's position with the expectation value of particles' position operators, finding boost transformations $\mathbf{r} \rightarrow \mathbf{r}'$ is just an exercise in straightforward application of the general rule for transformations of operators of observables between different reference frames.¹² By following this rule we should be able to derive analogs of Lorentz transformations (17.5) - (17.8) without artificial assumptions from Appendix I, so we should be able to tell whether Lorentz transformations formulas are exact or approximate. This is the plan of our presentation in this section.

For simplicity, here we will consider a system of two massive spinless particles described in the Hilbert space $\mathcal{H} = \mathcal{H}_1 \otimes \mathcal{H}_2$, where one-particle observables (position, momentum, velocity, angular momentum, spin, energy,...) are denoted by lowercase letters:

$$\mathbf{r}_1, \mathbf{p}_1, \mathbf{v}_1, \mathbf{j}_1, \mathbf{s}_1, h_1, \dots \quad (17.9)$$

$$\mathbf{r}_2, \mathbf{p}_2, \mathbf{v}_2, \mathbf{j}_2, \mathbf{s}_2, h_2, \dots \quad (17.10)$$

Transformations of these observables between reference frames O and O' should be found by the general rule outlined in subsection 3.2.4. Suppose that observers O and O' are related by an inertial transformation, which is generated by the Hermitian operator F and parameter b . If g is an observable (a Hermitian operator) of one particle in the reference frame O , and $g(b)$ is the same observable in the reference frame O' then we use equations (3.62) and (E.13) to obtain

$$g(b) = e^{-\frac{i}{\hbar}Fb} g e^{\frac{i}{\hbar}Fb} = g - \frac{ib}{\hbar}[F, g] - \frac{b^2}{2!\hbar}[F, [F, g]] + \dots \quad (17.11)$$

Application of this formula to event's position is not straightforward, because particle localization does not have absolute meaning in quantum mechanics.

¹²see subsections 4.3.8 and 5.2.4

If observer O registers a localized event (or localized particles constituting this event), then other observers may disagree that the event is localized or that it has occurred at all. Examples of such a behavior are common in quantum mechanics. Some of them were discussed in subsections 6.5.3, 17.1.2, and 17.1.3. Thus we are going to apply boost transformations only to expectation values of positions. In other words, in the rest of this chapter we will work in the classical limit, where the spreading wave packet can be ignored, and particle trajectories can be unambiguously defined. Then we will interpret (17.9) and (17.10) as numerical (expectation) values of observables in quasiclassical states, and instead of quantum operator equation (17.11) with commutators we will use its classical analog involving Poisson brackets (6.95)

$$g(b) \approx g + b[F, g]_P + \frac{b^2}{2!}[F, [F, g]_P]_P + \dots$$

In order to perform calculations with this formula one needs two major things. First, one needs to know expressions for Poincaré generators F in terms of one-particle observables (17.9) - (17.10). This is equivalent to having a full dynamical description of the system. Such a description can be easily obtained in the case of a non-interacting particle system. However, for interacting particles this is a rather non-trivial problem that can be solved only approximately. Second, one needs to know Poisson brackets between all one-particle observables (17.9) - (17.10). This is an easier task, which has been accomplished already in chapters 4, 5, and in section 6.1. In particular, we found there that observables of different particles always have vanishing Poisson brackets. The Poisson brackets for observables referring to the same particle are ($i, j, k = 1, 2, 3$)

$$[r_i, r_j]_P = [p_i, p_j]_P = [r_i, s_j]_P = [p_i, s_j]_P = 0 \quad (17.12)$$

$$[r_i, p_j]_P = \delta_{ij} \quad (17.13)$$

$$[s_i, s_j]_P = \sum_{k=1}^3 \epsilon_{ijk} s_k \quad (17.14)$$

$$[\mathbf{p}, h]_P = [\mathbf{s}, h]_P = 0 \quad (17.15)$$

$$[\mathbf{r}, h]_P = \frac{\mathbf{p}c^2}{h} \quad (17.16)$$

17.2.2 Non-interacting particles

First we assume that the two particles 1 and 2 are non-interacting, so that generators of inertial transformations in the Hilbert space \mathcal{H} are

$$H_0 = h_1 + h_2 \quad (17.17)$$

$$\mathbf{P}_0 = \mathbf{p}_1 + \mathbf{p}_2 \quad (17.18)$$

$$\mathbf{J}_0 = \mathbf{j}_1 + \mathbf{j}_2 \quad (17.19)$$

$$\mathbf{K}_0 = \mathbf{k}_1 + \mathbf{k}_2 \quad (17.20)$$

The trajectory of the particle 1 in the reference frame O is obtained from the usual formula (4.56)

$$\begin{aligned} \mathbf{r}_1(t) &= e^{\frac{i}{\hbar}H_0t}\mathbf{r}_1e^{-\frac{i}{\hbar}H_0t} = e^{\frac{i}{\hbar}(h_1+h_2)t}\mathbf{r}_1e^{-\frac{i}{\hbar}(h_1+h_2)t} = e^{\frac{i}{\hbar}h_1t}\mathbf{r}_1e^{-\frac{i}{\hbar}h_1t} \\ &\approx \mathbf{r}_1 + t[h_1, \mathbf{r}_1]_P + \frac{t^2}{2!}[h_1, [h_1, \mathbf{r}_1]_P]_P + \dots = \mathbf{r}_1 + \mathbf{v}_1t \end{aligned} \quad (17.21)$$

Applying boost transformations to (17.21) and taking into account (4.6) - (4.8), (4.58) - (4.60), and (4.62) we find the trajectory of this particle in the reference frame O' moving with the speed $v = c \tanh \theta$ along the x -axis¹³

$$r_{1x}(\theta, t') = \beta \left(\frac{r_{1x}}{\cosh \theta} + (v_{1x} - v)t' \right) \quad (17.22)$$

$$\begin{aligned} r_{1y}(\theta, t') &= \beta \left(r_{1y} + \frac{j_{1z}v}{h_1} + \frac{v_{1y}t'}{\cosh \theta} \right) \\ &= r_{1y} + \beta \left(\frac{r_{1x}v_{1y}v}{c^2} + \frac{v_{1y}t'}{\cosh \theta} \right) \end{aligned} \quad (17.23)$$

$$\begin{aligned} r_{1z}(\theta, t') &= \beta \left(r_{1z} + \frac{j_{1y}v}{h_1} + \frac{v_{1z}t'}{\cosh \theta} \right) \\ &= r_{1z} + \beta \left(\frac{r_{1x}v_{1z}v}{c^2} + \frac{v_{1z}t'}{\cosh \theta} \right) \end{aligned} \quad (17.24)$$

where we denoted $\beta \equiv (1 - v_{1x}vc^{-2})^{-1}$. Similar formulas are valid for the particle 2.

¹³If we set $t' = 0$ then these formulas coincide with (23) - (24) in ref. [MM97]. By setting also $\mathbf{v}_1 = 0$ we obtain the usual Lorentz *length contraction* formulas $r_{1x}(\theta, 0) = r_{1x}/(\cosh \theta)$, $r_{1y}(\theta, 0) = r_{1y}$, $r_{1z}(\theta, 0) = r_{1z}$. Compare with equation (I.20).

The important feature of these formulas is that inertial transformations for particle observables are completely independent on the presence of other particles in the system, e.g. formulas for $\mathbf{r}_1(\theta, t')$ do not depend on observables of the particle 2. This is hardly surprising, since the two particles were assumed to be non-interacting.

17.2.3 Lorentz transformations for non-interacting particles

Now, let us consider a localized event associated with the intersection of particle trajectories. Suppose that from the point of view of the observer O this event has space-time coordinates (t, \mathbf{r}) . This means that

$$\begin{aligned} x &\equiv r_{1x}(t) = r_{2x}(t) \\ y &\equiv r_{1y}(t) = r_{2y}(t) \\ z &\equiv r_{1z}(t) = r_{2z}(t) \end{aligned}$$

Apparently, these two trajectories intersect from the point of view of the moving observer O' as well. So O' also sees the event. Now, the question is: *what are the space-time coordinates of the event seen by O' ?* The answer to this question is given by the following theorem.

Theorem 17.1 (Lorentz transformations for time and position) *For events defined as intersections of trajectories of non-interacting particles, the Lorentz transformations for time and position (17.5) - (17.8) are exactly valid.*

Proof. Let us first prove that Lorentz formulas (17.5) - (17.8) are correct transformations for the trajectory of the particle 1 between reference frames O and O' . For simplicity, we will consider only the case in which this particle is moving along the x -axis: $r_{1y}(t) = r_{1z}(t) = v_{1y} = v_{1z} = 0$. (More general situations can be analyzed similarly.) Then we can ignore the y - and z -coordinates in our proof. So, we need to prove that¹⁴

¹⁴Here the left hand side is the Newton-Wigner position of the particle 1 seen from the reference frame O' at time t' . This is formula (17.22). The right hand side is Lorentz-transformed position as in equation (17.6).

$$\begin{aligned}
r_{1x}(\theta, t') &= r_{1x}(0, t) \cosh \theta - ct \sinh \theta \\
&= (r_{1x} + v_{1x}t) \cosh \theta - ct \sinh \theta
\end{aligned} \tag{17.25}$$

where

$$t' = t \cosh \theta - \frac{r_{1x}(t)}{c} \sinh \theta \tag{17.26}$$

To do that, we calculate the difference between the right hand sides of equations (17.22) and (17.25) with t' taken from (17.26) and using $v = c \tanh \theta$

$$\begin{aligned}
&\frac{\beta r_{1x}}{\cosh \theta} + (v_{1x} - v)\beta(t \cosh \theta - c^{-1}(r_{1x} + v_{1x}t) \sinh \theta) \\
&\quad - (r_{1x} + v_{1x}t) \cosh \theta + ct \sinh \theta \\
= &\frac{\beta}{\cosh \theta} [r_{1x} + v_{1x}t \cosh^2 \theta - vt \cosh^2 \theta - (v_{1x}r_{1x}/c) \sinh \theta \cosh \theta \\
&\quad + (vr_{1x}/c) \sinh \theta \cosh \theta - (v_{1x}^2/c)t \sinh \theta \cosh \theta + (vv_{1x}/c)t \sinh \theta \cosh \theta \\
&\quad - r_{1x} \cosh^2 \theta + r_{1x}(v_{1x}v/c^2) \cosh^2 \theta - v_{1x}t \cosh^2 \theta + (v_{1x}^2v/c^2)t \cosh^2 \theta + ct \sinh \theta \cosh \theta \\
&\quad - (v_{1x}v/c)t \sinh \theta \cosh \theta] \\
= &\frac{\beta}{\cosh \theta} [r_{1x} - vt \cosh^2 \theta - (v_{1x}r_{1x}/c) \sinh \theta \cosh \theta \\
&\quad + (vr_{1x}/c) \sinh \theta \cosh \theta - (v_{1x}^2/c)t \sinh \theta \cosh \theta \\
&\quad - r_{1x} \cosh^2 \theta + r_{1x}(v_{1x}v/c^2) \cosh^2 \theta + (v_{1x}^2v/c^2)t \cosh^2 \theta + ct \sinh \theta \cosh \theta] \\
= &\frac{\beta}{\cosh \theta} [r_{1x} - ct \sinh \theta \cosh \theta - (v_{1x}r_{1x}/c) \sinh \theta \cosh \theta \\
&\quad + r_{1x} \sinh^2 \theta - (v_{1x}^2/c)t \sinh \theta \cosh \theta \\
&\quad - r_{1x} \cosh^2 \theta + (r_{1x}v_{1x}/c) \sinh \theta \cosh \theta + (v_{1x}^2/c)t \sinh \theta \cosh \theta + ct \sinh \theta \cosh \theta] \\
= &0
\end{aligned}$$

This proves equation (17.25) boost-transformed trajectory (17.22) of the particle 1 is consistent with Lorentz formulas (17.5) and (17.6). The same is true for the particle 2. This implies that times and positions of intersections of the two trajectories also undergo Lorentz transformations (17.5) - (17.8) when the reference frame is boosted. ■

17.2.4 Interacting particles

This time we will assume that the two-particle system is interacting. This means that the unitary representation U_g of the Poincaré group in \mathcal{H} is different from the non-interacting representation U_g^0 with generators (17.17) - (17.20). Generally, we can write generators of U_g as¹⁵

$$H = h_1 + h_2 + V(\mathbf{r}_1, \mathbf{p}_1, \mathbf{r}_2, \mathbf{p}_2) \quad (17.27)$$

$$\mathbf{P} = \mathbf{p}_1 + \mathbf{p}_2 + \mathbf{U}(\mathbf{r}_1, \mathbf{p}_1, \mathbf{r}_2, \mathbf{p}_2) \quad (17.28)$$

$$\mathbf{J} = \mathbf{j}_1 + \mathbf{j}_2 + \mathbf{Y}(\mathbf{r}_1, \mathbf{p}_1, \mathbf{r}_2, \mathbf{p}_2) \quad (17.29)$$

$$\mathbf{K} = \mathbf{k}_1 + \mathbf{k}_2 + \mathbf{Z}(\mathbf{r}_1, \mathbf{p}_1, \mathbf{r}_2, \mathbf{p}_2) \quad (17.30)$$

where $V, \mathbf{U}, \mathbf{Y}$, and \mathbf{Z} are interaction operators that are functions of one-particle observables. One goal of this section is to find out more about the interaction terms $V, \mathbf{U}, \mathbf{Y}$, and \mathbf{Z} , e.g., to see if some of these terms can be set to zero. In other words, we would like to understand if one can find an observational evidence about the relativistic form of dynamics in nature.

17.2.5 Time translations in interacting systems

The most obvious effect of interaction is modification of the time evolution of the system as compared to the non-interacting time evolution. We estimate the strength of interaction between particles by how much their trajectories deviate from the uniform straight-line movement (17.21). Therefore in any realistic form of dynamics, the Hamiltonian - the generator of time translations - should contain a non-vanishing interaction V , and we can discard as unphysical any form of dynamics in which $V = 0$. Then the time evolution of the position of particle 1 is

$$\begin{aligned} \mathbf{r}_1(t) &= e^{\frac{i}{\hbar}Ht} \mathbf{r}_1 e^{-\frac{i}{\hbar}Ht} = e^{\frac{i}{\hbar}(h_1+h_2+V)t} \mathbf{r}_1 e^{-\frac{i}{\hbar}(h_1+h_2+V)t} \\ &= \mathbf{r}_1 + t[h_1 + V, \mathbf{r}_1]_P + \frac{t^2}{2}[(h_1 + h_2 + V), [h_1 + V, \mathbf{r}_1]_P]_P + \dots \\ &= \mathbf{r}_1 + \mathbf{v}_1 t + t[V, \mathbf{r}_1]_P + \frac{t^2}{2}[V, \mathbf{v}_1]_P + \frac{t^2}{2}[(h_1 + h_2), [V, \mathbf{r}_1]_P]_P \\ &\quad + \frac{t^2}{2}[V, [V, \mathbf{r}_1]_P]_P + \dots \end{aligned} \quad (17.31)$$

¹⁵see equations (6.14) - (6.17)

In the simplest case when interaction V commutes with particle positions and in the non-relativistic approximation $\mathbf{v}_1 \approx \mathbf{p}_1/m_1$, this formula simplifies

$$\begin{aligned}\mathbf{r}_1(t) &\approx \mathbf{r}_1 + \mathbf{v}_1 t - \frac{t^2}{2m_1} \frac{\partial V}{\partial \mathbf{r}_1} + \dots = \mathbf{r}_1 + \mathbf{v}_1 t + \frac{\mathbf{f}_1 t^2}{2m_1} + \dots \\ &= \mathbf{r}_1 + \mathbf{v}_1 t + \frac{\mathbf{a}_1 t^2}{2} + \dots\end{aligned}$$

where we denoted

$$\mathbf{f}_1(\mathbf{r}_1, \mathbf{p}_1, \mathbf{r}_2, \mathbf{p}_2) \equiv -\frac{\partial V(\mathbf{r}_1, \mathbf{p}_1, \mathbf{r}_2, \mathbf{p}_2)}{\partial \mathbf{r}_1}$$

the *force* with which particle 2 acts on the particle 1. The vector $\mathbf{a}_1 \equiv \mathbf{f}_1/m_1$ can be interpreted as *acceleration* of the particle 1 in agreement with the Newton's second law of mechanics. The trajectory $\mathbf{r}_1(t)$ of the particle 1 depends in a non-trivial way on the trajectory $\mathbf{r}_2(t)$ of the particle 2 and *vice versa*. Curved trajectories of particles 1 and 2 are definitely observable in macroscopic experiments. However, this interacting time evolution, by itself, cannot tell us which form of relativistic dynamics is responsible for the interaction. Other types of inertial transformations should be examined in order to make this determination.

As an example, in this section we will explain which experimental measurements should be performed to tell apart two popular forms of dynamics: the instant form

$$H = h_1 + h_2 + V \quad (17.32)$$

$$\mathbf{P} = \mathbf{p}_1 + \mathbf{p}_2 \quad (17.33)$$

$$\mathbf{J} = \mathbf{j}_1 + \mathbf{j}_2 \quad (17.34)$$

$$\mathbf{K} = \mathbf{k}_1 + \mathbf{k}_2 + \mathbf{Z} \quad (17.35)$$

and the point form

$$H = h_1 + h_2 + V \quad (17.36)$$

$$\mathbf{P} = \mathbf{p}_1 + \mathbf{p}_2 + \mathbf{U} \quad (17.37)$$

$$\mathbf{J} = \mathbf{j}_1 + \mathbf{j}_2 \quad (17.38)$$

$$\mathbf{K} = \mathbf{k}_1 + \mathbf{k}_2 \quad (17.39)$$

17.2.6 Boost transformations in interacting systems

Similar to the above analysis of time translations, we can examine boost transformations. For interactions in the point form (17.36) - (17.39), the potential boost \mathbf{Z} is zero, so boost transformations of the position and velocity are the same as in the non-interacting case¹⁶

$$\begin{aligned} r_{1x}(\theta) &= e^{-\frac{ic}{\hbar}K_{0x}\theta} r_{1x} e^{\frac{ic}{\hbar}K_{0x}\theta} = e^{-\frac{ic}{\hbar}k_{1x}\theta} r_{1x} e^{\frac{ic}{\hbar}k_{1x}\theta} \approx r_{1x} - c\theta[k_{1x}, r_{1x}]_P + \dots \\ &= \frac{r_{1x}}{\cosh\theta(1 - v_{1x}v c^{-2})} \end{aligned} \quad (17.40)$$

$$\begin{aligned} v_{1x}(\theta) &= e^{-\frac{ic}{\hbar}K_{0x}\theta} v_{1x} e^{\frac{ic}{\hbar}K_{0x}\theta} = e^{-\frac{ic}{\hbar}k_{1x}\theta} v_{1x} e^{\frac{ic}{\hbar}k_{1x}\theta} \approx v_{1x} - c\theta[k_{1x}, v_{1x}]_P + \dots \\ &= \frac{v_{1x} - v}{1 - v_{1x}v c^{-2}} \end{aligned} \quad (17.41)$$

On the other hand, in the instant form, generators of boosts (17.35) are dynamical, and transformation formulas are different. For example, the boost transformation of position is

$$\begin{aligned} r_{1x}(\theta) &= e^{-\frac{ic}{\hbar}K_x\theta} r_{1x} e^{\frac{ic}{\hbar}K_x\theta} \\ &= e^{-\frac{ic}{\hbar}(K_{0x}+Z_x)\theta} r_{1x} e^{\frac{ic}{\hbar}(K_{0x}+Z_x)\theta} \\ &\approx r_{1x} - c\theta[k_{1x}, r_{1x}]_P - c\theta[Z_x, r_{1x}]_P + \dots \\ &= \frac{r_{1x}}{\cosh\theta(1 - v_{1x}v c^{-2})} - c\theta[Z_x, r_{1x}]_P + \dots \end{aligned} \quad (17.42)$$

The first term on the right hand side is the same interaction-independent term as in (17.40). This term is responsible for the well-known relativistic effect of length contraction (I.20). The second term in (17.42) is a correction due to interaction with the particle 2. This correction depends on observables of both particles 1 and 2, and it makes boost transformations of positions dependent in a non-trivial way on the state of the system and on interactions acting there. So, in the instant form of dynamics, there is a strong analogy between time translations and boosts of particle observables. They are both interaction-dependent, i.e., dynamical.

¹⁶For simplicity, we consider only x -components here. For the general case, see (4.6) - (4.8) and (17.22) - (17.24). As usual, $v \equiv c \tanh \theta$.

In order to observe the dynamical effect of boosts described above, one would need to use measuring devices moving with very high speeds comparable to the speed of light. This presents enormous technical difficulties. So, boost transformations of particle positions have not been directly observed with an accuracy sufficient to detect the kinematical relativistic effect (17.40), let alone the deviation $[Z_x, r_{1x}]_P$ due to interactions.

Similarly, we can consider boost transformations of velocity in the instant form of dynamics

$$\begin{aligned} v_{1x}(\theta) &= e^{-\frac{ic}{\hbar}K_x\theta} v_{1x} e^{\frac{ic}{\hbar}K_x\theta} = e^{-\frac{ic}{\hbar}(K_{0x}+Z_x)\theta} v_{1x} e^{\frac{ic}{\hbar}(K_{0x}+Z_x)\theta} \\ &= v_{1x} - c\theta[k_{1x}, v_{1x}]_P - c\theta[Z_x, v_{1x}]_P + \dots = \frac{v_{1x} - v}{1 - v_{1x}v/c^2} - c\theta[Z_x, v_{1x}]_P + \dots \\ &= (v_{1x} - v) + \frac{v_{1x}v(v_{1x} - v)}{c^2} - c\theta[Z_x, v_{1x}]_P + \dots \end{aligned}$$

The terms on the right hand side have clear physical meaning: The first term $v_{1x} - v$ is the usual non-relativistic change of velocity in the moving reference frame. This is the most obvious effect of boosts that is visible in our everyday life. The second term is a relativistic correction that is valid for both interacting and non-interacting particles. This correction is a contribution of the order c^{-2} to the relativistic law of addition of velocities (4.6). Currently, there is abundant experimental evidence for the validity of this law.¹⁷ The third term is a correction due to the interaction between particles 1 and 2. This effect has not been seen experimentally, because it is very difficult to perform accurate measurements of observables of interacting particles from fast moving reference frames, as we mentioned above.

In conclusion, detailed measurements of boost transformations of particle observables are very difficult, and with the present level of experimental precision they cannot help us to decide which form of dynamics is active in any given physical system. Let us now turn to space translations and rotations.

17.2.7 Spatial translations and rotations

In both instant and point forms of dynamics, rotations are interaction-independent, so the term \mathbf{Y} in the generator of rotations (17.29) is zero,

¹⁷see subsection 17.3.2

and rotation transformations of particle positions (and other observables) are exactly the same as in the non-interacting case, e.g.,¹⁸

$$\mathbf{r}_1(\vec{\phi}) = e^{-\frac{i}{\hbar}\mathbf{J}\cdot\vec{\phi}}\mathbf{r}_1e^{\frac{i}{\hbar}\mathbf{J}\cdot\vec{\phi}} = e^{-\frac{i}{\hbar}\mathbf{j}_1\cdot\vec{\phi}}\mathbf{r}_1e^{\frac{i}{\hbar}\mathbf{j}_1\cdot\vec{\phi}} = R_{\vec{\phi}}\mathbf{r}_1 \quad (17.43)$$

This is in full agreement with experimental observations.

In the instant form of dynamics, space translations are interaction-independent as well

$$\begin{aligned} \mathbf{r}_1(\mathbf{a}) &= e^{-\frac{i}{\hbar}\mathbf{P}\cdot\mathbf{a}}\mathbf{r}_1e^{\frac{i}{\hbar}\mathbf{P}\cdot\mathbf{a}} = e^{-\frac{i}{\hbar}(\mathbf{p}_1+\mathbf{p}_2)\cdot\mathbf{a}}\mathbf{r}_1e^{\frac{i}{\hbar}(\mathbf{p}_1+\mathbf{p}_2)\cdot\mathbf{a}} = e^{-\frac{i}{\hbar}\mathbf{p}_1\cdot\mathbf{a}}\mathbf{r}_1e^{\frac{i}{\hbar}\mathbf{p}_1\cdot\mathbf{a}} \\ &= \mathbf{r}_1 - \mathbf{a} \end{aligned}$$

Again this result is supported by experimental observations and by our common experience in various physical systems and in a wide range of values of the transformation parameter \mathbf{a} .

However, the point-form generator of space translations (17.37) does depend on interaction. Thus translations of the observer have a non-trivial effect on measured positions of interacting particles. For example, the action of a translation along the x -axis on the x -component of position of the particle 1 is

$$\begin{aligned} r_{1x}(a) &= e^{-\frac{i}{\hbar}P_x a}r_{1x}e^{\frac{i}{\hbar}P_x a} = e^{-\frac{i}{\hbar}(p_{1x}+p_{2x}+U_x)a}r_{1x}e^{\frac{i}{\hbar}(p_{1x}+p_{2x}+U_x)a} \\ &\approx r_{1x} - a[(p_{1x} + U_x), r_{1x}]_P + \dots \\ &= r_{1x} - a - a[U_x, r_{1x}]_P + \dots \end{aligned} \quad (17.44)$$

where the last term on the right hand side is the interaction correction. Such a correction has not been seen in experiments in spite of the fact that there is no difficulty in arranging observations from reference frames displaced by large distances a . So, there is a good reason to believe that interaction dependence (17.44) has not been seen because it is non-existent.

Thus we conclude that the effect of space translations and rotations must be independent on interactions in the system. This means that these trans-

¹⁸Rotation matrix $R_{\vec{\phi}}$ has been defined in (D.22).

formations are kinematical as in the instant form¹⁹

$$\mathbf{P} = \mathbf{P}_0 \quad (17.45)$$

$$\mathbf{J} = \mathbf{J}_0 \quad (17.46)$$

Therefore available experimental data imply that

Postulate 17.2 (instant form of dynamics) *The unitary representation of the Poincaré group acting in the Hilbert space of any interacting physical system belongs to the instant form of dynamics.*

Throughout this book we assumed (without much discussion) that interactions belong to the instant form. Now we see that this was the correct choice.

Our arguments in this section used the assumption that one can observe particle trajectories while interaction takes place. In order to make such observations, the range of interaction should be larger than the spatial resolution of instruments. This condition is certainly true for particles interacting via long-range electromagnetic forces. Their non-trivial interacting dynamics (17.31) is directly observed. See chapters 15 and 16. Therefore, for such systems one should use the instant form of relativistic dynamics with interacting boost operators (N.28). In chapter 13, from the analysis of particle decays we showed that Postulate 17.2 must be valid also for short-range weak nuclear forces. In the case of systems governed by short-range strong nuclear forces, neither interacting trajectories nor time-dependent decay laws can be observed.²⁰ Thus, the form of dynamics governing strong nuclear interactions remains an open issue.

¹⁹It follows immediately from (17.45) that boosts ought to be dynamical. Indeed, suppose that boosts are kinematical, i.e., $\mathbf{K} = \mathbf{K}_0$. Then from commutator (3.57) we obtain

$$H = c^2[K_x, P_x]_P = c^2[K_{0x}, P_{0x}]_P = H_0$$

which means that $V = 0$, and the system is non-interacting in disagreement with our initial assumption.

²⁰The presence of interaction becomes evident only through scattering effects or through formation of bound states, which are insensitive to the form of dynamics, as shown in subsection 7.2.3.

17.2.8 Physical inequivalence of forms of dynamics

Postulate 17.2 contradicts a widely shared belief that different forms of dynamics are physically equivalent. In the literature one can find examples of calculations performed in the instant, point, and front forms. The common assumption is that one can freely choose the form of dynamics which is more convenient. Where does this idea come from? There are two sources. The first source is the fact²¹ that different forms of dynamics are scattering equivalent. The second source is the questionable assumption that all physically relevant information can be obtained from the S -matrix:

If one adopts the point of view, first expressed by Heisenberg, that all experimental information about the physical world is ultimately deduced from scattering experiments and reduces to knowledge of certain elements of the scattering matrix (or the analogous classical quantity), then different dynamical theories which lead to the same S -matrix must be regarded as physically equivalent. S. N. Sokolov and A. N. Shatnii [SS78]

We already discussed in chapter 7 that having exact knowledge of the on-shell S -matrix one can easily calculate scattering cross-sections. Moreover, the energy levels and lifetimes of bound states are encoded in positions of poles of the S -matrix on the complex energy plane. It is true that in modern high energy physics experiments it is very difficult to measure anything beyond these data. This is the reason why scattering-theoretical methods play such an important role in particle physics. It is also true that in order to describe these data, one can choose any convenient form of dynamics and a wide range of scattering-equivalent expressions for the Hamiltonian.

However, it is definitely not true that the S -matrix provides a complete description of everything that can be observed. For example, the time evolution and other inertial transformations of particle observables discussed earlier in this section, cannot be described within the S -matrix formalism. A theoretical description of these phenomena requires exact knowledge of generators of the Poincaré group. Two scattering-equivalent forms of dynamics may yield very different transformations of states with respect to space translations, rotations and/or boosts. These differences can be measured in

²¹ explained in subsection 7.2.3

experiments: For example, the interaction-independence of spatial translations rules out the point form of dynamics, as we established in subsection 17.2.7.

17.2.9 “No interaction” theorem

The fact that boost generators are interaction-dependent has very important implications for relativistic effects in interacting systems. For example, consider a system of two interacting particles. The arguments used to prove Theorem 17.1 are no longer valid in this case. Boost transformations of particle positions (17.42) contain interaction-dependent terms. This means that Lorentz transformations (17.5) - (17.8) are no longer applicable to trajectories of individual particles and associated events.

The contradiction between the usually assumed “invariant world lines” and relativistic interactions was noticed first by Thomas [Tho52]. Currie, Jordan, and Sudarshan analyzed this problem in greater detail [CJS63] and proved their famous theorem

Theorem 17.3 (Currie, Jordan, and Sudarshan) *In a two-particle system,²² trajectories of particles obey Lorentz transformation formulas (17.5) - (17.8) if and only if the particles do not interact²³ with each other.*

Proof. We have demonstrated in Theorem 17.1 that trajectories of non-interacting particles do transform by Lorentz formulas. So, we only need to prove the reverse statement: Any physical system whose trajectories transform by Lorentz formulas, is interaction-free.

In our proof we will need to study inertial transformations of particle observables (position \mathbf{r} and momentum \mathbf{p}), with respect to time translations and boosts. In particular, given observables $\mathbf{r}(0, t)$ and $\mathbf{p}(0, t)$ at time t in the reference frame O , we would like to find observables $\mathbf{r}(\theta, t')$ and $\mathbf{p}(\theta, t')$ in the moving reference frame O' , where time t' is measured by its own clock. As before, we will assume that O' is moving relative to O with velocity $v = c \tanh \theta$ along the x -axis.

²²This theorem can be proven for many-particle systems as well. We limit ourselves to two particles in order to simplify the proof.

²³In our version of the proof we actually demonstrate the impossibility of cluster-separable interactions. For a more general proof see original paper [CJS63].

Our plan is similar to the proof of Theorem 17.1. We will compare formulas for $\mathbf{r}(\theta, t')$ and $\mathbf{p}(\theta, t')$ obtained by two methods. In the first method, we will use Lorentz transformations of special relativity. In the second method, we will apply interacting unitary operators of time translation and boost to \mathbf{r} and \mathbf{p} . Our goal is to show that these two methods give different results. It is sufficient to demonstrate that differences occur already in terms linear with respect to t' and θ . So, we will work in this approximation.

Let us apply the first method (i.e., traditional Lorentz formulas). From equations (17.5) - (17.8) and (4.3) we obtain the following transformations for the position and momentum of the particle 1 (formulas for the particle 2 are similar)

$$r_{1x}(\theta, t') \approx r_{1x}(0, t) - ct\theta \quad (17.47)$$

$$r_{1y}(\theta, t') = r_{1y}(0, t) \quad (17.48)$$

$$r_{1z}(\theta, t') = r_{1z}(0, t) \quad (17.49)$$

$$p_{1x}(\theta, t') \approx p_{1x}(0, t) - \frac{1}{c}h_1(0, t)\theta \quad (17.50)$$

$$p_{1y}(\theta, t') = p_{1y}(0, t) \quad (17.51)$$

$$p_{1z}(\theta, t') = p_{1z}(0, t) \quad (17.52)$$

$$t' \approx t - \frac{\theta}{c}r_{1x}(0, t) \quad (17.53)$$

We can rewrite equation (17.47) without affecting the first order accuracy level in t' and θ

$$\begin{aligned} r_{1x}(\theta, t') &= r_{1x}\left(0, t' + \frac{r_{1x}(0, t)}{c}\theta\right) - \left(t' + \frac{r_{1x}(t)}{c}\theta\right) c\theta \\ &\approx r_{1x}(0, t') + \frac{dr_{1x}(0, t')}{cdt'}r_{1x}(0, t)\theta - c\theta t' \\ &\approx r_{1x}(0, t') + \frac{dr_{1x}(0, t')}{cdt'}r_{1x}(0, t)\theta - c\theta t' \end{aligned} \quad (17.54)$$

Next we use the second method (i.e., the direct application of interacting time translations and boosts)

$$r_{1x}(\theta, t') = e^{-\frac{ic}{\hbar}K_x\theta} e^{\frac{i}{\hbar}Ht'} e^{\frac{ic}{\hbar}K_x\theta} e^{-\frac{ic}{\hbar}K_x\theta} r_{1x}(0, 0) e^{\frac{ic}{\hbar}K_x\theta} e^{-\frac{ic}{\hbar}K_x\theta} e^{-\frac{i}{\hbar}Ht'} e^{\frac{ic}{\hbar}K_x\theta}$$

$$\begin{aligned}
 &= e^{\frac{i}{\hbar}Ht'} \cosh \theta e^{-\frac{ic}{\hbar}P_x t' \sinh \theta} e^{-\frac{ic}{\hbar}K_x \theta} r_{1x}(0, 0) e^{\frac{ic}{\hbar}K_x \theta} e^{\frac{ic}{\hbar}P_x t' \sinh \theta} e^{-\frac{i}{\hbar}Ht' \cosh \theta} \\
 &\approx e^{\frac{i}{\hbar}Ht'} e^{-\frac{ic}{\hbar}P_x t' \theta} (r_{1x}(0, 0) - c\theta[r_{1x}(0, 0), K_x]_P) e^{\frac{ic}{\hbar}P_x t' \theta} e^{-\frac{i}{\hbar}Ht'} \\
 &\approx e^{\frac{i}{\hbar}Ht'} (r_{1x}(0, 0) - c\theta t' - c\theta[r_{1x}(0, 0), K_x]_P) e^{-\frac{i}{\hbar}Ht'} \\
 &= r_{1x}(0, t') - c\theta[r_{1x}(0, t'), K_x(t')]_P - c\theta t' \tag{17.55}
 \end{aligned}$$

$$\begin{aligned}
 p_{1x}(\theta, t') &= e^{\frac{i}{\hbar}Ht' \cosh \theta} e^{-\frac{ic}{\hbar}P_x t' \sinh \theta} e^{-\frac{ic}{\hbar}K_x \theta} p_{1x}(0, 0) e^{\frac{ic}{\hbar}K_x \theta} e^{\frac{ic}{\hbar}P_x t' \sinh \theta} e^{-\frac{i}{\hbar}Ht' \cosh \theta} \\
 &\approx e^{\frac{i}{\hbar}Ht'} e^{-\frac{ic}{\hbar}P_x t' \theta} (p_{1x}(0, 0) - c\theta[p_{1x}(0, 0), K_x]_P) e^{\frac{ic}{\hbar}P_x t' \theta} e^{-\frac{i}{\hbar}Ht'} \\
 &\approx e^{\frac{i}{\hbar}Ht'} (p_{1x}(0, 0) - c\theta[p_{1x}(0, 0), K_x]_P) e^{-\frac{i}{\hbar}Ht'} \\
 &= p_{1x}(0, t') - c\theta[p_{1x}(0, t'), K_x(t')]_P \tag{17.56}
 \end{aligned}$$

If Lorentz transformations were exact, then results of both methods would be identical and comparing (17.54) and (17.55) we would obtain

$$\frac{1}{c} \frac{dr_{1x}(0, t)}{dt} r_{1x}(0, t) \theta = -c\theta[r_{1x}(0, t), K_x(t)]_P$$

or using $\frac{dr_{1x}}{dt} = [r_{1x}, H]_P = \frac{\partial H}{\partial p_{1x}}$ and $[r_{1x}, K_x]_P = \frac{\partial K_x}{\partial p_{1x}}$

$$c^2 \frac{\partial K_x}{\partial p_{1x}} = -r_x \frac{\partial H}{\partial p_{1x}}$$

Similar arguments lead us to the general case ($i, j = 1, 2, 3$)

$$c^2 \frac{\partial K_j}{\partial p_{1i}} = -r_j \frac{\partial H}{\partial p_{1i}} \tag{17.57}$$

Comparing equations (17.56) and (17.50) we get

$$\begin{aligned}
 p_{1x}(0, t) - \frac{h_1(0, t)\theta}{c} &= p_{1x} \left(0, t - \frac{r_{1x}(0, t)}{c} \theta \right) - c\theta[p_{1x}(0, t'), K_x(t')]_P \\
 &\approx p_{1x}(0, t) - \frac{r_{1x}(0, t)\theta}{c} \frac{\partial p_{1x}(0, t)}{\partial t} - c\theta[p_{1x}(0, t'), K_x(t')]_P \\
 &\approx p_{1x}(0, t) - \frac{r_{1x}(0, t)\theta}{c} [p_{1x}(0, t), H]_P - c\theta[p_{1x}(0, t), K_x(t)]_P
 \end{aligned}$$

and

$$c^2[p_{1x}, K_x]_P = -r_{1x}[p_{1x}, H]_P + h_1$$

In the general case ($i, j = 1, 2, 3$) we have

$$c^2 \frac{\partial K_j}{\partial r_{1i}} = -r_{1j} \frac{\partial H}{\partial r_{1i}} + \delta_{ij} h_1 \quad (17.58)$$

Putting equations (17.57) - (17.58) together, we conclude that if trajectories of interacting particles transform by Lorentz, then the following equations must be valid

$$c^2 \frac{\partial K_k}{\partial \mathbf{p}_1} = -r_{1k} \frac{\partial H}{\partial \mathbf{p}_1} \quad (17.59)$$

$$c^2 \frac{\partial K_k}{\partial \mathbf{p}_2} = -r_{2k} \frac{\partial H}{\partial \mathbf{p}_2} \quad (17.60)$$

$$c^2 \frac{\partial K_k}{\partial r_{1i}} = -r_{1k} \frac{\partial H}{\partial r_{1i}} + \delta_{ik} h_1 \quad (17.61)$$

$$c^2 \frac{\partial K_k}{\partial r_{2i}} = -r_{2k} \frac{\partial H}{\partial r_{2i}} + \delta_{ik} h_2 \quad (17.62)$$

Our next goal is to show that these equations lead to a contradiction. Taking derivatives of (17.59) by \mathbf{p}_2 and (17.60) by \mathbf{p}_1 and subtracting them we obtain

$$\frac{\partial^2 H}{\partial \mathbf{p}_2 \partial \mathbf{p}_1} = 0$$

In a similar way we get²⁴

$$\frac{\partial^2 H}{\partial \mathbf{r}_2 \partial \mathbf{r}_1} = \frac{\partial^2 H}{\partial \mathbf{r}_2 \partial \mathbf{p}_1} = \frac{\partial^2 H}{\partial \mathbf{p}_2 \partial \mathbf{r}_1} = 0$$

The only non-zero cross-derivatives are

²⁴Here we used $\partial h_2 / \partial \mathbf{r}_1 = \partial \sqrt{m_2 c^4 + p_2^2 c^2} / \partial \mathbf{r}_1 = 0$ and $\partial h_2 / \partial \mathbf{p}_1 = \partial h_1 / \partial \mathbf{r}_2 = \partial h_1 / \partial \mathbf{p}_2 = 0$.

$$\frac{\partial^2 H}{\partial \mathbf{p}_1 \partial \mathbf{r}_1} \neq 0$$

$$\frac{\partial^2 H}{\partial \mathbf{p}_2 \partial \mathbf{r}_2} \neq 0$$

Therefore, only pairs of arguments $(\mathbf{p}_1, \mathbf{r}_1)$ and $(\mathbf{p}_2, \mathbf{r}_2)$ are allowed to be together in H , and we can represent the full Hamiltonian in the form

$$H = H_1(\mathbf{p}_1, \mathbf{r}_1) + H_2(\mathbf{p}_2, \mathbf{r}_2)$$

This result means that the force acting on the particle 1 does not depend on the state (position and momentum) of the particle 2.

$$\mathbf{f}_1 = \frac{\partial \mathbf{p}_1}{\partial t} = [\mathbf{p}_1, H]_P = [\mathbf{p}_1, H_1(\mathbf{p}_1, \mathbf{r}_1)]_P$$

and *vice versa*. Therefore, both particles move independently, i.e., there is no interaction. This already proves the statement of the Theorem. A stronger result can be obtained if we disregard the possibility of non-cluster separable (or long-range) interactions. From the Poisson bracket with the total momentum we obtain

$$0 = [\mathbf{P}, H]_P = [\mathbf{p}_1 + \mathbf{p}_2, H]_P = -\frac{\partial H_1(\mathbf{p}_1, \mathbf{r}_1)}{\partial \mathbf{r}_1} - \frac{\partial H_2(\mathbf{p}_2, \mathbf{r}_2)}{\partial \mathbf{r}_2} \quad (17.63)$$

Since two terms on the right hand side of (17.63) depend on different variables, we must have

$$\frac{\partial H_1(\mathbf{p}_1, \mathbf{r}_1)}{\partial \mathbf{r}_1} = -\frac{\partial H_2(\mathbf{p}_2, \mathbf{r}_2)}{\partial \mathbf{r}_2} = \mathbf{C}$$

where \mathbf{C} is a constant vector. Then the Hamiltonian can be written in the form

$$H = H_1(\mathbf{p}_1) + H_2(\mathbf{p}_2) + \mathbf{C} \cdot (\mathbf{r}_1 - \mathbf{r}_2)$$

To ensure the cluster separability (=short range) of the interaction we must set $\mathbf{C} = 0$. Then the resulting form of the Hamiltonian $H = H_1(\mathbf{p}_1) + H_2(\mathbf{p}_2)$ implies that the force acting on the particle 1 vanishes

$$\mathbf{f}_1 = \frac{\partial \mathbf{p}_1}{\partial t} = [\mathbf{p}_1, H]_P = [\mathbf{p}_1, H_1(\mathbf{p}_1)]_P = 0$$

The same is true for the force acting on the particle 2. ■

The above theorem shows us that if particles have Lorentz-invariant “worldlines,” then they are not interacting. In special relativity, Lorentz transformations are assumed to be exactly and universally valid (see Assertion I.1). Then the theorem leads to the conclusion that inter-particle interactions are simply impossible. This explains why this theorem is commonly referred to as “the no-interaction theorem.” Of course, it is absurd to think that there are no interactions in nature. So, in current literature there are two interpretations of this result. One interpretation is that the Hamiltonian dynamics cannot properly describe interactions. Then a variety of non-Hamiltonian versions of dynamics were suggested [Kei94, DW65, Pol85]. Another view is that variables \mathbf{r} and \mathbf{p} do not describe real observables of particle positions and momenta, or even that the notion of particles themselves becomes irrelevant in quantum field theory. Quite often the Currie-Jordan-Sudarshan theorem is considered as an evidence that particle-based description of nature is not adequate, and one should seek a field-based approach [Boy08].

However, we reject both these explanations. Non-Hamiltonian versions of particle dynamics contradict fundamental postulates of relativistic quantum theory, which were formulated and analyzed throughout this book. We also would like to stick to the idea that physical world is described by particles with well-defined positions, momenta, spins, etc. We will also assume that these physical particles interact via instantaneous potentials obtained in the dressed particle approach to QFT. So, for us the only way out of the paradox is to admit that Lorentz transformations of special relativity are not applicable to observables of interacting particles. Then from our point of view, it is more appropriate to call Theorem 17.3 the “no-Lorentz-transformation theorem.” In contrast to the special-relativistic Assertion I.1, boost transformations of observables of individual particles should depend on the observed system, its state and on interactions acting in the system. So, we conclude that boost transformations are dynamical.

17.3 Comparison with special relativity

In this section we would like to discuss the physical significance of our conclusion about the dynamical character of boosts and how this contradicts Einstein's special relativity. In subsection 17.3.1 we will analyze existing proofs of Lorentz transformations and show that these proofs do not apply to transformations of observables of interacting particles. In subsection 17.3.2 we are going to discuss experimental verifications of special relativity. We will see that in most cases these experiments are dealing with free particles, for which our theory makes the same predictions as the standard special relativity. When genuine interacting systems are observed (such as decaying particles), the measurements are not accurate enough to register our predicted deviations from Einstein's theory. So, it is not surprising that this theory has withstood all experimental tests so far. In subsections 17.3.3 - 17.3.6 we will suggest that such fundamental assertions of relativistic theories as the manifest covariance and the 4-dimensional Minkowski space-time continuum should be rejected.

17.3.1 On “derivations” of Lorentz transformations

Einstein based his special relativity [Ein05] on two postulates. One of them was the principle of relativity. The other was the independence of the speed of light on the velocity of the source and/or observer. Both these statements remain true in our theory as well (see our Postulate 2.1 and Statement 5.1). Then Einstein discussed a series of thought experiments with measuring rods, clocks, and light rays, which demonstrated the relativity of simultaneity, the length contraction of moving rods, and the slowing-down of moving clocks. These observations were formalized in Lorentz formulas (17.5) - (17.8), which supposedly connected times and positions of a localized event in different moving reference frames. As we demonstrated in Theorem 17.1, our approach leads to exactly the same transformation laws for events associated with non-interacting particles. So far our approach and special relativity are in complete agreement.

Note that although Einstein's relativity postulate had universal applicability to all kinds of events and processes, his “invariance of the speed of light” postulate is only relevant to freely propagating light pulses. So, strictly speaking, all conclusions made in [Ein05] can be applied only to space and time coordinates of events (such as intersections of light pulses) related in

some way to the propagation of light. Nevertheless, in his work Einstein tacitly assumed²⁵ that the same conclusions should be extended to all other events independent on their physical nature and on involved interactions.²⁶

There is a large number of publications [Sch84, Fie97, LK75, LL76, Sar82, Pol01], which claim that Lorentz transformation formulas (17.5) - (17.8) can be derived even without using the Einstein's second postulate. However, these works do not look conclusive. There are two common features in these derivations, which we find troublesome. First, they often assume an abstract (i.e., independent on real physical processes and interactions) nature of events occurring in space-time points (t, x, y, z) . Second, they often postulate the isotropy and homogeneity of space around these points [Sch84, Fie97, LK75, LL76]. The main problem with these approaches is that in physics we should be interested in transformations of observables of real interacting particles, rather than abstract space-time points. One cannot make an assumption that transformations of these observables are completely independent of what occurs in the space surrounding the particle and what are interactions of this particle with the rest of the physical system.

One can reasonably assume that all directions in space are exactly equivalent for a single isolated particle [Sar82], but this is not at all obvious when the particle participates in interactions with other particles. Suppose that we have two interacting particles 1 and 2 at some distance from each other. Suppose that we want to derive boost transformations for observables of the particle 1. Clearly, for this particle different directions in space are not equivalent: For example, the direction pointing to the particle 2 is different from other directions. So, the assumption of spatial isotropy cannot be applied in this case.

Sometimes the following argument is presented in order to justify the applicability of (17.5) - (17.8) even for interacting systems. Suppose that we have two events A and B having the same coordinates (\mathbf{r}, t) in the frame at rest. Suppose also that event A is related to light pulses (therefore, Lorentz formulas are exactly applicable to it), but event B is associated with some interacting system. If space-time coordinates of A and B transformed by different formulas, then we would have a seemingly intolerable situation in which events A and B coincide in the frame at rest, but they occur at different space-time points if observed from a moving frame. Therefore, the argument

²⁵and this assumption was being repeated in all relativity textbooks ever since

²⁶see Assertion I.1

goes, all events, independent on their physical nature, must transform by the same universal formulas (17.5) - (17.8). Though seemingly reasonable, the above argument is not convincing. There is absolutely no experimental or theoretical support for the above “coincidence postulate” (i.e., that events, overlapping in one frame, overlap in all other frames as well).

Thus we conclude that there are no compelling theoretical reasons to believe in the universal validity of Lorentz transformations (17.5) - (17.8). Note that special relativity first postulates these transformations and then tries to formulate dynamical (interacting) theories, which conform with this assumption. Our approach to relativistic dynamics is fundamentally different, in fact, opposite. We start with formulation of relativistic (=Poincaré invariant) interacting theory. Then we derive boost transformations of particle observables using standard formulas of quantum theory and see²⁷ that they are different from universal Lorentz formulas (17.5) - (17.8). Correct boost transformations depend on the state of the observed multiparticle system and on interactions acting there.

We also see²⁸ that “geometric” universality of boosts contradicts the (well-established) dynamical character of time translations. A theory, in which time translations are dynamical while space translations, rotations, and boost are kinematical, cannot be invariant with respect to the Poincaré group. So, ironically, the assumptions of kinematical boosts, universal Lorentz transformations, and “invariant worldlines” are in conflict with the principle of relativity. This contradiction is the main reason for the “no interaction” Theorem 17.3.

17.3.2 On experimental tests of special relativity

Supporters of special relativity usually invoke an argument that predictions of this theory were confirmed by experiments with astonishing precision. This is, indeed, true. However, at a closer inspection it appears that existing experiments cannot distinguish between special relativity and the approach presented in this book. In some cases, this is because two theories really agree. In other cases, the disagreement is so small that the required precision is out of reach for modern technology.

From the preceding discussion it should be clear that Lorentz formulas

²⁷in section 17.2

²⁸ in subsection 17.2.7

of special relativity are exactly applicable to observables of non-interacting particles and to *total* observables of any physical system, whether interacting or not. It appears that almost all experimental tests of special relativity are concerned with these kinds of measurements: they either look at non-interacting (free) particles or at total observables in a compound system. Below we briefly discuss several major classes of such experiments [NFRS78, Mac86, Sch, Rob00].

One class of experiments is related to measurements of the frequency (energy) of light and its dependence on the movement of the source and/or observer.²⁹ These Doppler effect experiments [IS38, IS41, KPR85, HMS79] can be formulated either as measurements of the photon's energy dependence on the velocity of the source (or observer) or as velocity dependence of the energy level separation in the source. These two interpretations were discussed in subsections 5.3.4 and 6.4.2, respectively. In the former interpretation, one is measuring the energy (or frequency) of a free particle - the photon. In the latter interpretation, measurements of the total energy (differences) in an interacting system are performed. In both these formulations, predictions of our theory exactly coincide with special relativity.

Another class of experiments is concerned with measuring the speed of light and confirming its independence on the movement of the source and/or observer. This class includes interference experiments of *Michelson-Morley* and *Kennedy-Thorndike* as well as direct speed measurements [AFKW64]. These experiments are performed with free photons or light rays, so, again, our theory and special relativity make exactly the same predictions for such non-interacting systems. The same is true for tests of relativistic kinematics, which include relationships between velocities, momenta, and energies of free massive particles as well as changes of these parameters after particle collisions or decays.

An exceptional type of experiment where one *can*, at least in principle, observe the differences between our theory and special relativity is the decay of fast moving unstable particles. In this case we are dealing with a physical system in which the interaction acts during a long time interval (of the order of particle's lifetime), and there is a clearly observable time-dependent process (the decay) which is controlled by the strength of the interaction. It was established in chapter 13 that experiments measuring decays of fast moving particles are not accurate enough to see the small difference between

²⁹See subsections 5.3.4 and 6.4.2.

predictions of special relativity and RQD.

17.3.3 Poincaré invariance vs. manifest covariance

From our above discussion it should be clear that there are two rather different approaches to constructing relativistic theories. One is the traditional approach pioneered by Einstein and Minkowski and used in theoretical physics ever since. This approach accepts without proof the validity of Assertion I.1 (the universality of Lorentz transformations) and its various consequences, like Assertions I.3 (no superluminal signaling) and I.2 (manifest covariance). It also assumes the existence of space-time, its 4-dimensional geometry, and universal tensor transformations of space-time coordinates of events. The distinguishing feature of this *manifestly covariant* approach is that boost transformations of observables are assumed to be interaction-independent and universal.

In this book we take a different viewpoint on relativity. We would like to call it a *Poincaré invariant* approach. It is built on two fundamental Postulates: the principle of relativity (Postulate 2.1) and the laws of quantum mechanics from sections 1.5 and 1.6. From these Postulates we found that

Statement 17.4 (Poincaré invariance) *Descriptions of the system in different inertial reference frames are related by transformations which furnish a unitary representation of the Poincaré group.*

For example, if F is an operator of observable in the reference frame at rest, then in the moving frame the same observable is represented by the transformed operator

$$F' = e^{-\frac{ic}{\hbar}\mathbf{K}\vec{\theta}} F e^{\frac{ic}{\hbar}\mathbf{K}\vec{\theta}}$$

Most textbooks in relativistic quantum theory tacitly assume that the Poincaré invariance and the manifest covariance do not contradict each other, in fact, they are often assumed to be equivalent. However, it is important to realize that there is no convincing proof of such an equivalence. For example, Foldy wrote

To begin our discussion of relativistic covariance, we would like first to make clear that we are not in the least concerned with

appropriate tensor or spinor equations, or with “manifest covariance” or with any other mathematical apparatus which is intended to exploit the space-time symmetry of relativity, useful as such may be. We are instead concerned with the group of inhomogeneous Lorentz transformations as expressing the inter-relationship of physical phenomena as viewed by different equivalent observers in un-accelerated reference frames. That this group has its basis in the symmetry properties of an underlying space-time continuum is interesting, important, but not directly relevant to the considerations we have in mind. L. Foldy [Fol61]

This issue was also discussed by H. Bacry who came to a similar conclusion

The Minkowski manifest covariance cannot be present in quantum theory but we want to preserve the Poincaré covariance. H. Bacry [Bac89]

17.3.4 Is there an observable of time?

Special relativity and the manifestly covariant approach to relativistic physics adopt a “geometrical” viewpoint on Lorentz transformations.³⁰ In these theories, time and position are unified as components of one 4-vector, and they are treated on equal footing. Such an unification implies that there should be certain similarity between space and time coordinates. However, in quantum mechanics³¹ there is a significant physical difference between space and time. Space coordinates x, y, z are attributes (observables) of a material physical system – a collection of particles. In the formalism of quantum mechanics these coordinates are represented by (expectation) values of the position operator \mathbf{R} . There are position operators for each particle in the system as well as the center-of-mass position operator. On the other hand, time is not an observable in quantum mechanics.

In order to better understand this difference between \mathbf{r} and t , recall our definitions of measurements, clocks, and observables from Introduction. The measurements yield values of observables, such as positions, momenta, energies, etc, and these values depend on the nature of the measured physical system and on the state in which the system finds itself. “Time” is not in

³⁰see Appendix I

³¹and in our everyday experience

the list of physical observables. Time is just a numerical label attached to each measurement according to the reading of the clock at the instant of the measurement. The clock is separate from the observed physical system. Clock readings do not depend on the kind of system being measured and on its state. We can record time even if we do not measure anything, even if there is no physical system to observe in our laboratory.

The clock is the necessary component of any reference frame or observer, but this component is different from any measuring apparatus. In order to “measure” time the observer needs to look at hour and minute hands or at the digital display of her laboratory clock. In practical applications clocks are macroscopic classical systems, such that there are no quantum uncertainties in the hand’s positions, or these uncertainties are reduced to a minimum. Of course, there is a certain logical controversy here. We know that all systems (including clocks) obey the laws of quantum mechanics. When we look at clock’s hands we basically measure their positions, while assuming that their velocities are exactly zero. This situation is explicitly forbidden by the Heisenberg’s uncertainty principle. So, there should be some uncertainty associated with the measurement of the clock hand’s position, which implies an uncertainty associated with “measurements of time”. Does it mean that some “quantum nature” of time should be taken into account? The answer is **no**. Only those systems which produce well-defined countable periodic “ticks” without any (or with negligible) quantum uncertainty are suitable as good clocks. So, if our laboratory clock exhibits some annoying quantum fuzziness, then this is simply a bad clock that should be replaced by a more accurate and stable one. Similarly, in order to measure positions one needs to have heavy macroscopic sticks as rulers whose length is not subject to quantum fluctuations. The existence of such ideal clocks and rulers is questionable from the formal theoretical point of view. But there is no doubt that distances and time intervals can be measured with very high precision in practice. So, for theoretical purposes, it is reasonable to assume the availability of ideal clocks and rulers, whose performance is not affected by quantum effects.

The clock and the observed physical system are two separate objects, and time “measurements” do not involve any interaction between the physical system and the measuring apparatus. Therefore, in quantum mechanics there can be no “operator of time”, such that t is the expectation value (or eigenvalue) of this operator. All attempts to introduce time operator in quantum mechanics were not successful.

There were numerous attempts to introduce the “time of arrival” observable (and a corresponding Hermitian operator) in quantum mechanics, see, e.g., [ORU98, Gal05, WX06, GRT96] and references cited therein. For example, one can mark a certain space point (X, Y, Z) and ask “at what time the particle arrives at this point?” Observations can yield a specific value for this time T , and this value depends on the particle’s state. Of course, these are important attributes of an observable. However, they are not sufficient to justify the introduction of the “time of arrival” observable. According to our definitions from Introduction, any observable is an attribute of the system that can be measured by *all* observers. The time of arrival is a different kind of attribute. For those observers whose time label³² is different from T the particle is not at the point (X, Y, Z) , so the time of arrival value is completely undefined. So, one cannot associate the time of arrival with any true observable. It is more correct to say that the “time of arrival” is a time label of a particular inertial observer (or observers) for whom the measured value of the particle’s position coincides with the pre-determined point (X, Y, Z) .

An alternative proposal to introduce the time operator was presented in [Nik08]. The author suggested to define the action of the time operator \hat{T} on particle wave functions $\psi(\mathbf{r}, t)$ as

$$\hat{T}\psi(\mathbf{r}, t) = t\psi(\mathbf{r}, t)$$

According to our postulate 1.2, the (assumed) existence of such an observable implies existence of states (eigenstates of \hat{T}) in which time acquires a definite fixed value t_0 . The wave function of the particle in such a state is zero at all times except (small neighborhood of the) time t_0 . Physically this means that the particle was created spontaneously out of nothing, existed for a short time interval around t_0 and then disappeared. Such states violate all kinds of conservation laws, and they are clearly unphysical.

17.3.5 Is geometry 4-dimensional?

Our position in this book is that there is no “symmetry” between space and time coordinates. So, there is no need for a 4-dimensional “background” continuum of special relativity. All we care about (in both experiment and

³²Recall that in our definition (see Introduction) observers are “instantaneous”: each observer is characterized by a definite time label.

in theory) are particle observables (e.g., positions and momenta) and how they transform with respect to inertial transformations (e.g., time translations and boosts) of observers. Particle observables are given by Hermitian operators in the Hilbert space of the system. Inertial transformations enter the theory through the unitary representation of the Poincaré group in the same Hilbert space. Once these ingredients are known, one can calculate the effect of any transformation on any observable. To do that, there is no need to make assumptions about the “symmetry” between space and time coordinates and to introduce a 4-dimensional spacetime geometry. The clear evidence for non-universal, non-geometrical and interaction-dependent character of boost transformations was obtained in section 17.2. So, we suggest that 4D Minkowski space-time should not be used in physical theories at all.

Likewise, there is no basis for the special-relativistic classification of physical quantities into 4-scalars, 4-vectors, 4-tensors, etc. In reality, boost transformations of observables in interacting systems may have quite complicated interaction-dependent forms that deviate from universal linear Lorentz formulas.

Historical and philosophical discussion of the idea that relativistic effects (such as length contraction and time dilation) result from the dynamical behavior of individual physical systems rather than from kinematical properties of the universal “space-time continuum” can be found in the book [Bro05]. In our work we go further and claim that the difference between “dynamical” and “kinematical” approaches is not just philosophical one. It has real observable consequences. We have shown in section 17.2 that boost transformations are interaction-dependent and that they cannot be reduced to simple universal Lorentz formulas or “pseudo-rotations” in the Minkowski space-time. Then the ideas of the universal pseudo-Euclidean space-time continuum and of the manifest covariance of physical laws³³ can be accepted only as approximations. Additional physical arguments against the notion of the Minkowski space-time can be found in [Bac04].

We cannot deny that the Minkowski space-time idea turned out to be very fruitful in the formalism of quantum field theory. However, in section 17.4 we will take a viewpoint that quantum fields are just formal mathematical objects and that the 4-dimensional manifold on which the fields are defined has nothing to do with real physical space and time.

³³see Assertions I.1 and I.2

17.3.6 “Dynamical” relativity

From the dynamical character of boosts advocated in this book one can predict some curious effects which, nevertheless, do not contradict any experimental observations. For example, our approach implies that two measuring rods made from different materials (e.g., wood and tungsten) may contract in slightly different ways when viewed from a moving frame of reference. Another consequence is that Einstein’s time dilation formula (I.21) may be not accurate. See section 13.3.

The most significant difference between our approach and special relativity concerns the effect of boosts on interacting systems. Let us see how an isolated system is seen by time-translated and boosted observers. In our cartoon 17.3 we placed images of the same system on the plane $t - \theta$, where t is the time parameter of the observer and θ is its rapidity. Our approach and special relativity agree about the effect of time translations: As the time parameter increases, the system may undergo some dramatic changes (e.g., an explosion) caused by internal forces acting in the system. These changes result from the presence of interaction V in the Hamiltonian (the generator of time translations $H = H_0 + V$) that describes the system.

The fundamental disagreement is about the effects of boosts. From the point of view of special relativity, the boosted observer can see only simple kinematical changes in the system. They include the change of the system’s velocity and relativistic contraction. These effects also take place in our approach. However, in addition to them, we expect non-trivial changes, which result from the presence of the interaction \mathbf{Z} in the generator of boost transformations $\mathbf{K} = \mathbf{K}_0 + \mathbf{Z}$. For example, it is quite possible that for sufficiently high boost parameters θ the system may look completely different, e.g., exploded (the image in the upper left corner of Fig. 17.3). For this reason our approach can be characterized as *dynamical relativity* in contrast to *kinematical relativity* of Einstein’s special theory.

17.3.7 Does action-at-a-distance violate causality?

We saw in chapters 12 and 15 that RQD describes interactions between particles in terms of instantaneous potentials. However, textbooks teach us that interactions cannot propagate faster than light:

In non-relativistic quantum mechanics, it is straightforward to construct Hamiltonians which describe particles interacting via

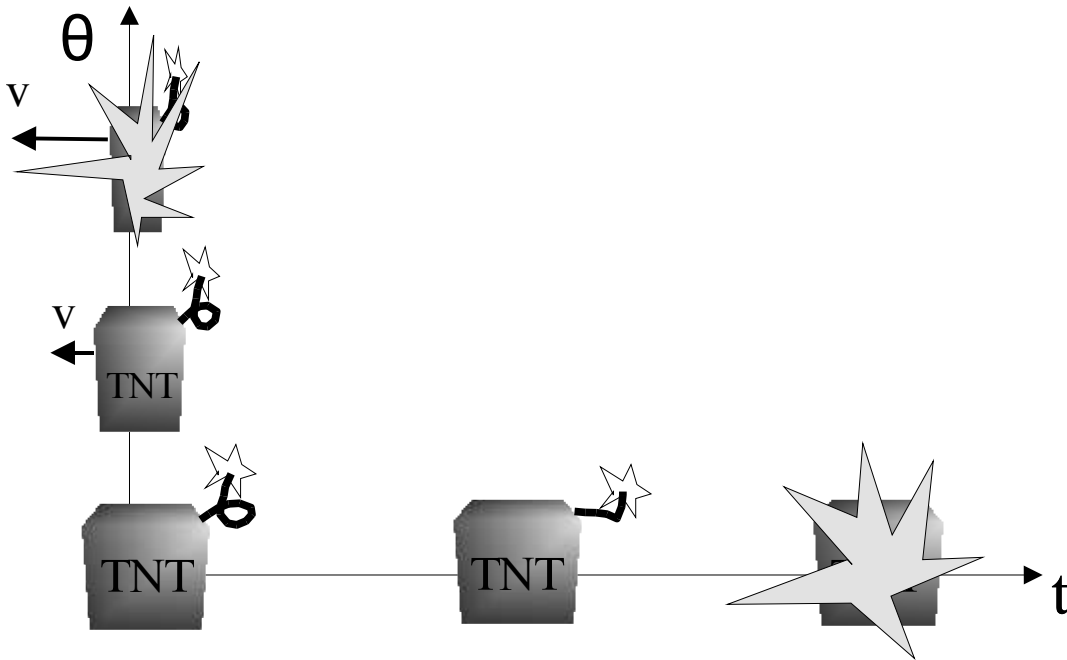


Figure 17.3: Non-trivial dynamics of an isolated interacting system as a function of time (t) and boost parameter (θ). Three images on the t -axis illustrate the usual time sequence of events associated with a piece of explosive and an attached burning fuse. Three images on the θ axis show how the unexploded device is perceived by a moving observer. If the observer's velocity ($v = c \tanh \theta$) is low, then the observer sees a moving (unexploded) device whose length is contracted along the velocity's direction. This trivial (kinematical) change is predicted also by special relativity. At higher speeds the moving observer may notice more significant (dynamical) changes, e.g., the device may be seen as exploded. Such non-trivial changes result from the interaction-dependence of boost generators predictions by RQD.

long-range forces (for a simple example, consider two charged particles interacting via a Coulomb force). However, the concept of a long-range interaction prima facie requires some sort of preferred reference frame, which seems to cast doubt upon the possibility of constructing such an interaction in a relativistically covariant way. D. Wallace [Wal01]

The traditional viewpoint is that interactions between particles ought to be retarded, i.e., they should propagate with the speed of light. The usual argument in favor of this hypothesis is the observation that faster-than-light interactions violate the special relativistic ban on superluminal signals.³⁴ If one accepts the validity of this ban, then logically there is no other choice, but to accept also a field-based approach, rather than the picture of directly interacting particles advocated in this book. Indeed, interactions are always accompanied by redistribution of the momentum and energy between particles. If we assume that interactions are retarded, then the transferred momentum-energy must exist in some form while *en route* from one particle to another. This implies existence of some *interaction carriers* and corresponding degrees of freedom not directly related to particle observables. These degrees of freedom are usually associated with fields, e.g., the electromagnetic field of Maxwell's theory. In other words

...the interaction is a result of energy momentum exchanges between the particles through the field, which propagates energy and momentum and can transfer them to the particles by contact. F. Strocchi [Str04]

The field concept came to dominate physics starting with the work of Faraday in the mid-nineteenth century. Its conceptual advantage over the earlier Newtonian program of physics, to formulate the fundamental laws in terms of forces among atomic particles, emerges when we take into account the circumstance, unknown to Newton (or, for that matter, Faraday) but fundamental in special relativity, that influences travel no farther than a finite limiting speed. For then the force on a given particle at a given time cannot be deduced from the positions of other particles at that

³⁴see Appendix I.5

time, but must be deduced in a complicated way from their previous positions. Faraday's intuition that the fundamental laws of electromagnetism could be expressed most simply in terms of fields filling space and time was of course brilliantly vindicated in Maxwell's mathematical theory. F. Wilczek [Wil99]

In this subsection we will argue against this traditional logic. Our point is that if the dynamical character of boosts is properly taken into account, then instantaneous action-at-a-distance does not contradict the principle of causality in all reference frames.

Let us now consider two particles interacting via instantaneous action-at-a-distance potentials. By definition, the momentum is being exchanged between the two particles. In RQD there are no interaction carriers or intermediate fields or extra degrees of freedom where the transferred momentum could be stored. Therefore, when particle 1 loses some part of its momentum, particle 2 instantaneously acquires the same amount of momentum. Otherwise the momentum conservation law would be violated. So, in RQD the instantaneous character of interactions is not an approximation, but a necessity.

The dressed particle Hamiltonian in the 2-particle sector of the Fock space is a function of positions and momenta of the two particles $H^d = H^d(\mathbf{r}_1, \mathbf{p}_1, \mathbf{r}_2, \mathbf{p}_2)$. Particle trajectories can be obtained from equation (17.31)

$$\begin{aligned}\mathbf{r}_1(t) &= e^{\frac{i}{\hbar}H^d t} \mathbf{r}_1 e^{-\frac{i}{\hbar}H^d t} \\ \mathbf{p}_1(t) &= e^{\frac{i}{\hbar}H^d t} \mathbf{p}_1 e^{-\frac{i}{\hbar}H^d t} \\ \mathbf{r}_2(t) &= e^{\frac{i}{\hbar}H^d t} \mathbf{r}_2 e^{-\frac{i}{\hbar}H^d t} \\ \mathbf{p}_2(t) &= e^{\frac{i}{\hbar}H^d t} \mathbf{p}_2 e^{-\frac{i}{\hbar}H^d t}\end{aligned}$$

and the force³⁵ acting on the particle 2

$$\begin{aligned}\mathbf{f}_2(t) &= \frac{d}{dt} \mathbf{p}_2(t) = -\frac{i}{\hbar} [\mathbf{p}_2(t), H^d] \\ &\equiv \mathbf{f}_2(\mathbf{r}_1(t), \mathbf{p}_1(t); \mathbf{r}_2(t), \mathbf{p}_2(t))\end{aligned}\tag{17.64}$$

³⁵The same conclusions can be reached with the alternative definition of force $\mathbf{f} = m \frac{d^2 \mathbf{r}}{dt^2}$, as in subsection 15.1.3.

depends on positions and momenta of both particles at the same time instant t . Thus, interaction propagates instantaneously in the reference frame O .

The impossibility of superluminal signals is usually “proven” by applying Lorentz transformations to space-time coordinates of two causally related events and claiming that there exists a moving frame in which the temporal order of these events is reversed.³⁶ However, we know from subsection 17.2.9 that for systems with interactions Lorentz transformations are no longer exact. So, the special-relativistic ban on superluminal propagation of interactions may not be valid as well.

Now consider the above two-particle system from the point of view of a moving reference frame O' . Trajectories of particles 1 and 2 in this frame are³⁷

$$\begin{aligned}\mathbf{r}_1(\theta, t') &= e^{-\frac{ic}{\hbar}\mathbf{K}^d\vec{\theta}} e^{\frac{i}{\hbar}H^d t'} \mathbf{r}_1 e^{-\frac{i}{\hbar}H^d t'} e^{\frac{ic}{\hbar}\mathbf{K}^d\vec{\theta}} \\ \mathbf{p}_1(\theta, t') &= e^{-\frac{ic}{\hbar}\mathbf{K}^d\vec{\theta}} e^{\frac{i}{\hbar}H^d t'} \mathbf{p}_1 e^{-\frac{i}{\hbar}H^d t'} e^{\frac{ic}{\hbar}\mathbf{K}^d\vec{\theta}} \\ \mathbf{r}_2(\theta, t') &= e^{-\frac{ic}{\hbar}\mathbf{K}^d\vec{\theta}} e^{\frac{i}{\hbar}H^d t'} \mathbf{r}_2 e^{-\frac{i}{\hbar}H^d t'} e^{\frac{ic}{\hbar}\mathbf{K}^d\vec{\theta}} \\ \mathbf{p}_2(\theta, t') &= e^{-\frac{ic}{\hbar}\mathbf{K}^d\vec{\theta}} e^{\frac{i}{\hbar}H^d t'} \mathbf{p}_2 e^{-\frac{i}{\hbar}H^d t'} e^{\frac{ic}{\hbar}\mathbf{K}^d\vec{\theta}}\end{aligned}$$

The Hamiltonian in the reference frame O' is

$$H^d(\theta) = e^{-\frac{ic}{\hbar}\mathbf{K}^d\vec{\theta}} H^d e^{\frac{ic}{\hbar}\mathbf{K}^d\vec{\theta}} \quad (17.65)$$

therefore the force acting on the particle 2 in this frame

$$\begin{aligned}\mathbf{f}_2(\theta, t') &= \frac{d}{dt'} \mathbf{p}_2(\theta, t') = -\frac{i}{\hbar} [\mathbf{p}_2(\theta, t'), H^d(\theta)] \\ &= -\frac{ic}{\hbar} [e^{-\frac{ic}{\hbar}\mathbf{K}^d\vec{\theta}} e^{\frac{i}{\hbar}H^d t'} \mathbf{p}_2 e^{-\frac{i}{\hbar}H^d t'} e^{\frac{ic}{\hbar}\mathbf{K}^d\vec{\theta}}, e^{-\frac{ic}{\hbar}\mathbf{K}^d\vec{\theta}} H^d e^{\frac{ic}{\hbar}\mathbf{K}^d\vec{\theta}}] \\ &= -\frac{i}{\hbar} e^{-\frac{ic}{\hbar}\mathbf{K}^d\vec{\theta}} [e^{\frac{i}{\hbar}H^d t'} \mathbf{p}_2 e^{-\frac{i}{\hbar}H^d t'}, H^d] e^{\frac{ic}{\hbar}\mathbf{K}^d\vec{\theta}} \\ &= -\frac{i}{\hbar} e^{-\frac{ic}{\hbar}\mathbf{K}^d\vec{\theta}} [\mathbf{p}_2(0, t'), H^d] e^{\frac{ic}{\hbar}\mathbf{K}^d\vec{\theta}} = e^{-\frac{ic}{\hbar}\mathbf{K}^d\vec{\theta}} \mathbf{f}_2(0, t') e^{\frac{ic}{\hbar}\mathbf{K}^d\vec{\theta}} \\ &= e^{-\frac{ic}{\hbar}\mathbf{K}^d\vec{\theta}} \mathbf{f}_2(\mathbf{r}_1(0, t'), \mathbf{p}_1(0, t'); \mathbf{r}_2(0, t'), \mathbf{p}_2(0, t')) e^{\frac{ic}{\hbar}\mathbf{K}^d\vec{\theta}} \\ &= \mathbf{f}_2(\mathbf{r}_1(\theta, t'), \mathbf{p}_1(\theta, t'); \mathbf{r}_2(\theta, t'), \mathbf{p}_2(\theta, t'))\end{aligned} \quad (17.66)$$

³⁶see Appendix I.5

³⁷Here t' is time measured by the clock of observer O' ; θ is the rapidity of this observer. \mathbf{K}^d is the dressed boost operator introduced in subsection 11.1.9.

is a function of positions and momenta of both particles at the same time instant t' . Moreover, in agreement with the principle of relativity, this function \mathbf{f}_2 has exactly the same form as in the reference frame at rest (17.64). Therefore, for the moving observer O' the interaction propagates instantaneously as for the observer at rest O .

If inter-particle potential is used to transmit information between two events A (the cause) and B (the effect), then in the reference frame at rest these two events are simultaneous. Then, due to the interaction dependence of \mathbf{K}^d , these two events remain simultaneous in all frames, so instantaneous potentials do not contradict causality.

The above arguments remain valid for any system of N particles interacting via Poincaré invariant action-at-a-distance potentials.

17.4 Are quantum fields necessary?

The general idea of RQD is that particles are the most fundamental ingredients of nature and that everything we know in physics can be explained as manifestations of quantum behavior of particles interacting with each other at a distance. If this idea is correct, then the notion of fields becomes redundant. On the other hand, it is also true that (quantum) fields are in the center of all modern relativistic quantum theories, and we actually started our formulation of RQD from the quantum field version of QED in section 9.1. This surely looks like a contradiction. Then we are pressed to answer the following question: *what is the role of quantum fields in relativistic quantum theory?*

17.4.1 Dressing transformation in a nutshell

Before discussing the meaning of quantum fields, let us now review the process by which we arrived to the finite dressed particle Hamiltonian $H^d = H_0 + V^d$ in sections 12.1 and 14.2. We started with the QED Hamiltonian $H = H_0 + V$ in subsection 9.1.2 (the upper left box in Fig. 17.4) and demonstrated some of its good properties, such as the Poincaré invariance and the cluster separability. However, when we used this Hamiltonian to calculate the S -operator beyond the lowest non-vanishing perturbation order (arrow (1) in Fig. 17.4) we obtained meaningless infinite results. The solution to this problem was given by renormalization theory in chapter 10 (arrow (2)): infi-

nite counterterms were added to the Hamiltonian H , and a new Hamiltonian was obtained $H^c = H_0 + V^c$. Although the Hamiltonian H^c was infinite, these infinities canceled in the process of calculation of the S -operator (dashed arrow (3)), and very accurate values for observable scattering cross-sections and energies of bound states were obtained (arrow (4)). As a result of the renormalization procedure, the divergences were “swept under the rug,” and this rug was the Hamiltonian H^c . This Hamiltonian was not satisfactory: First, in the limit of infinite cutoff matrix elements of H^c on bare particle states were infinite. Second, the Hamiltonian H^c contained *unphys* terms like $a^\dagger b^\dagger c^\dagger$ and $a^\dagger c^\dagger a$, which implied that in the course of time evolution the (bare) vacuum state and (bare) one-electron states rapidly dissociated into complex linear combinations of multiparticle states.³⁸ Therefore, H^c could not be used to describe dynamics of interacting particles. To solve this problem, we applied a unitary dressing transformation to the Hamiltonian H^c (arrow (5)) and obtained a new “dressed particle” Hamiltonian

$$H^d = e^{i\Phi} H^c e^{-i\Phi} \quad (17.67)$$

We managed to select the unitary transformation $e^{i\Phi}$ so that all infinities from H^c were canceled out.³⁹ In addition, the Poincaré invariance and cluster separability of the theory remained intact, and the S -operator computed with the dressed particle Hamiltonian H^d was exactly the same as the accurate S -operator of the renormalized QED (arrow (6)).

The Hamiltonian H^d of RQD has a number of advantages over the Hamiltonian H^c of QED. Unlike “trilinear” interactions in H^c , all terms in H^d have very clear and direct physical meaning and correspond to real observable physical processes (see Table 11.1). Both Hamiltonians H^c and H^d can be used to calculate scattering amplitudes and energies of bound states. However, only with H^d one can do that without regularization, renormalization, and other tricks. Only H^d can describe the time evolution in a simple and straightforward way (arrow (7)). It is also important that our “quantum

³⁸Although the divergences in the Hamiltonian H^c can be avoided by the “similarity renormalization” approach [GW93, Gła97, Wal98], the problem of unphysical time evolution (=the instability of bare particles) persists in all current formulations of QED that do not use dressing.

³⁹One can say that our approach has swept the divergences under another rug. This time the rug is the phase Φ of the transformation operator $e^{i\Phi}$. This operator has no physical meaning, so there is no harm in choosing it infinite.

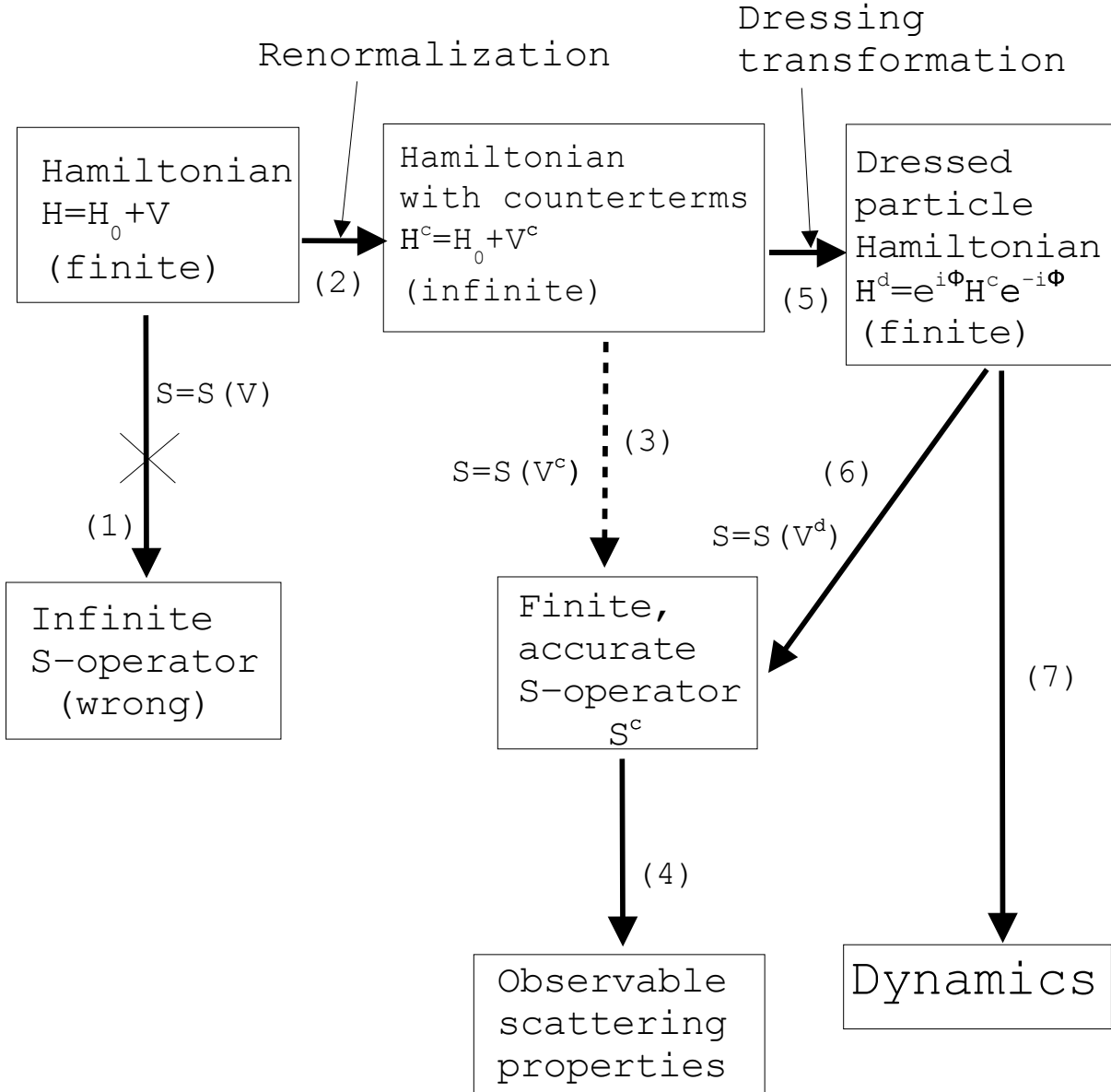


Figure 17.4: The logic of construction of the dressed particle Hamiltonian $H^d = H_0 + V^d$. $S(V)$ is the perturbation formula (7.20) that allows one to calculate the S -operator from the known interaction Hamiltonian V .

theory of dressed particles” (which is based on the Hamiltonian H^d) is conceptually much simpler than the “quantum theory of fields” (which is based on the Hamiltonian H^c). RQD is similar to the ordinary quantum mechanics: states are described by normalized wave functions, the time evolution and scattering amplitudes are governed by a finite well-defined Hamiltonian, the stationary states and their energies can be found by diagonalizing this Hamiltonian. The only significant difference between RQD and conventional quantum mechanics is that in RQD the number of particles is not conserved: particle creation and annihilation can be adequately described.

The above derivation of the dressed particle Hamiltonian H^d involved a sequence of dubious steps: “canonical gauge field quantization \rightarrow renormalization \rightarrow dressing”. Are these steps inevitable ingredients of a realistic physical theory? Is nature meant to be that complicated? Our answer to these questions is “no.” Apparently, the “first principles” used in constructions of traditional relativistic quantum field theories (local fields, gauge invariance, etc.) are not fundamental.⁴⁰ Otherwise, we would not need such a painful procedure, involving infinities and their cancelations, to derive a satisfactory dressed particle Hamiltonian. We believe that it should be possible to build a fully consistent relativistic quantum theory without ever invoking quantum fields. Unfortunately, this goal has not been achieved yet, and we must rely on quantum fields and on the messy renormalization and dressing procedures to arrive to an acceptable theory of physical particles.

17.4.2 What was the reason for having quantum fields?

In a nutshell, the traditional idea of quantum fields is that particles that we observe in experiments – photons, electrons, protons, etc. – are not the fundamental ingredients of nature. Allegedly, the most fundamental ingredients are fields. For each kind of particle, there exists a corresponding field – a continuous all-penetrating “substance” that extends all over the universe. Dyson called it “*a single fluid which fills the whole of space-time*” [Dys51]. The fields are present even in situations when there are no particles, i.e., in the vacuum. The fields cannot be measured or observed by themselves. We can only see their excitations in the form of small bundles of energy and momentum that we recognize as particles. Photons are excitations of the photon field; electrons and positrons are two kinds of excitations of the Dirac

⁴⁰see subsection 11.1.1

electron-positron field, etc.

In this book we adopted a different attitude toward quantum fields. Our viewpoint is that quantum fields are not the fundamental ingredients of nature. They are just formal mathematical objects (linear combinations of particle creation and annihilation operators) which just happen to be rather helpful in constructing relativistic quantum theories of interacting particles. However, it is not necessary to assign any physical significance to quantum fields themselves.⁴¹

If (as usually suggested) fields are important ingredients of physical reality, then we should be able to measure them. However, the things that are measured in physical experiments are intimately related to particles and their properties, not to fields. For example, we can measure (expectation values of) positions, momenta, velocities, angular momenta, and energies of particles as functions of time (= trajectories). In interacting systems of particles one can probe the energies of bound states and their wave functions. A wealth of information can be obtained by studying the connections between values of particle observables before and after their collisions (the S -matrix). All these measurements have a transparent and natural description in the language of particles and operators of their observables.

On the other hand, field properties (field values at points, their space and time derivatives, etc.) are not directly observable. Fermion quantum fields are not Hermitian operators, so that, even formally, they cannot correspond to quantum mechanical observables. Even for the electric and magnetic fields of classical electrodynamics their direct measurability is very questionable. When we say that we have “measured the electric field” at a certain point in space, we have actually placed a test charge at that point and measured the force exerted on this charge by surrounding charges. Nobody has ever measured electric and magnetic fields themselves.

⁴¹It should be noted that in non-relativistic (e.g., condensed matter) physics, quantum fields may have perfectly valid physical meaning. However, in these cases the field description is approximate and works only in the low-energy long-distance limit. For example, the quantum field description of crystal vibrations is applicable when the wavelength is much greater than the inter-atomic distance. The excitations of the crystal elastic field give rise to (pseudo-)particles called *phonons*. The concept of renormalization also makes a perfect sense in these systems. For example, the *polaron* (a conduction band electron interacting with lattice vibrations) has renormalized mass that is different from the effective mass of the “free” conduction band electron in a “frozen” lattice. In this book we are discussing only fundamental relativistic quantum fields for which the above relationships between quantum fields and underlying small-scale physics do not apply.

17.4.3 Quantum fields and space-time

The formal character of quantum fields is clear also from the fact that their arguments t and \mathbf{x} have no relationship to measurable times and positions. The variable t is a parameter, which we used in (8.52) to describe the “ t -dependence” of regular operators generated by the non-interacting Hamiltonian H_0 . As we explained in subsection 7.1.2, this t -dependence has no relationship to the observable time dependence of physical quantities, but is rather added as a help in calculations. Three variables \mathbf{x} are just coordinates in an abstract Minkowski space-time, and they should not be confused with physical positions of particles.

Arguments \mathbf{x} of the fields should not be regarded as eigenvalues of the Newton-Wigner position operator. This can be seen from the simplest example of the scalar field taken at time $t = 0$ ⁴²

$$\begin{aligned}\psi(\mathbf{x}, 0) &= \psi^+(\mathbf{x}, 0) + \psi^-(\mathbf{x}, 0) \\ &= \int \frac{d\mathbf{p}}{\sqrt{2(2\pi\hbar)\omega_{\mathbf{p}}}} e^{\frac{i}{\hbar}(\mathbf{p}\cdot\mathbf{x})} \alpha_{\mathbf{p}} + \int \frac{d\mathbf{p}}{\sqrt{2(2\pi\hbar)\omega_{\mathbf{p}}}} e^{-\frac{i}{\hbar}(\mathbf{p}\cdot\mathbf{x})} \alpha_{\mathbf{p}}^\dagger\end{aligned}$$

The annihilation part $\psi^+(\mathbf{x}, 0)$ of this expression cannot be regarded as an operator annihilating a particle at the space point \mathbf{x} , and operator $\psi^-(\mathbf{x}, 0)$ does not create the particle at point \mathbf{x} . The correct expressions for operators creating and annihilating one electron with Newton-Wigner position \mathbf{x} and spin projection σ can be obtained using formulas from subsection 5.2.3⁴³

$$\alpha_{\mathbf{x}} = \frac{1}{(2\pi\hbar)^{3/2}} \int d\mathbf{p} e^{\frac{i}{\hbar}(\mathbf{p}\cdot\mathbf{x})} \alpha_{\mathbf{p}} \quad (17.68)$$

$$\alpha_{\mathbf{x}}^\dagger = \frac{1}{(2\pi\hbar)^{3/2}} \int d\mathbf{p} e^{-\frac{i}{\hbar}(\mathbf{p}\cdot\mathbf{x})} \alpha_{\mathbf{p}}^\dagger \quad (17.69)$$

Likewise, the product $\psi^-(\mathbf{x}, 0)\psi^+(\mathbf{x}, 0)$ cannot be interpreted as the spatial density of particles, but the product $\alpha_{\mathbf{x}}^\dagger\alpha_{\mathbf{x}}$ has exactly this interpretation [WWS⁺12].

As can be seen from formulas for scattering operators in subsection 7.1.2 and from equations (9.9) - (9.10), the parameters t and \mathbf{x} are just integration

⁴²See section 5.2 in [Wei95].

⁴³Note the absence of the denominator $\sqrt{\omega_{\mathbf{p}}}$ under the integral.

variables, and they are not present in the final expression for the fundamental measurable quantity calculated in QFT - the S -matrix.

We certainly agree with the following two quotes:

Every physicist would easily convince himself that all quantum calculations are made in the energy-momentum space and that the Minkowski x_μ are just dummy variables without physical meaning (although almost all textbooks insist on the fact that these variables are not related with position, they use them to express locality of interactions!) H. Bacry [Bac89]

It is important to note that the \mathbf{x} and t that appear in the quantized field $A(\mathbf{x}, t)$ are not quantum-mechanical variables but just parameters on which the field operator depends. In particular, \mathbf{x} and t should not be regarded as the space-time coordinates of the photon. J. Sakurai [Sak67]

So, we arrive to the conclusion that quantum fields $\psi(\mathbf{x}, t)$ are simply formal linear combinations of particle creation and annihilation operators. Their arguments t and \mathbf{x} are some dummy variables, which are not related to temporal and spatial properties of the physical system. Quantum fields should not be regarded as “generalized” or “second quantized” versions of wave functions. Their role is more technical than fundamental: They provide convenient “building blocks” for the construction of Poincaré invariant operators of potential energy V (9.13) - (9.14) and potential boost \mathbf{Z} (9.16) in the Fock space. That’s all there is to quantum fields.

It seems appropriate to end this section with the following quote from Mermin

But what is the ontological status of those quantum fields that quantum field theory describes? Does reality consist of a four-dimensional spacetime at every point of which there is a collection of operators on an infinite-dimensional Hilbert space? ... But I hope you will agree that you are not a continuous field of operators on an infinite-dimensional Hilbert space. Nor, for that matter, is the page you are reading or the chair you are sitting in. Quantum fields are useful mathematical tools. They enable us to calculate things. N. D. Mermin [Mer09]

Chapter 18

CONCLUSIONS

Don't worry about people stealing your ideas. If your ideas are any good, you'll have to ram them down people's throats.

Howard Aiken

In this book we presented a new relativistic quantum theory of interactions. Our approach is based on two claims that disagree with traditional textbook theories:

1. The primary constituents of matter are particles. These particles (electrons, protons, photons, etc.) obey the rules of quantum mechanics and interact with each other via position- and velocity-dependent instantaneous potentials. Potentials that change the number of particles are allowed as well.
2. The dynamical character of boosts. Perception of the system by a moving observer is different from that predicted by Einstein's special relativity. In addition to universal special-relativistic effects, such as length contraction and time dilation, we predict other phenomena whose exact nature and magnitude depend on the composition of the observed system and on interactions acting there.

Our first claim about the primary role of particles contradicts the fundamental assumptions of such field-based approaches as quantum field theory

and Maxwell's electrodynamics. We agree that quantum fields are useful mathematical constructs for building invariant interaction operators and calculating scattering amplitudes. However, for solving more general problems that include the time evolution and bound state properties, one is advised to switch to the dressed particle representation, which, incidentally, solves the problem of ultraviolet divergences. In the classical limit, the Hamiltonian theory of particles interacting via instantaneous potentials is a viable alternative to the traditional Maxwell's electrodynamics.

In the majority of experimental situations, predictions of our theory are either the same as in old approaches or the differences are too small to be measurable by modern techniques. So, experimental confirmation of RQD is rather challenging. The most compelling experimental evidence in favor of QED is observation of superluminal propagation of electromagnetic forces discussed in chapter 16.

The most common argument against instantaneous interactions uses the special-relativistic ban on superluminal signal propagation. We explain this apparent contradiction by invoking our second claim that boost transformations are dynamical or interaction-dependent. This interaction-dependence of boosts follows naturally from the well-understood invariance of physical laws with respect to the Poincaré group. It is well-known that space translations and rotations of observers are purely kinematical and independent on interactions. On the other hand, it is also well-known that time translations induce highly non-trivial interaction-dependent (dynamical) changes in the observed system. Then, the Poincaré group structure demands that boosts have a non-trivial interaction-dependent effect as well. This simple observation has far-reaching consequences. In particular, it implies that universal Lorentz transformations of special relativity can be rigorously applied only to non-interacting systems. In the interacting case, the boost transformations should involve small, but crucially important, system-dependent and interaction-dependent corrections. Thus, in our approach, the Minkowski space-time is a non-rigorous, approximate concept.

The validity of special relativity is usually supported by reference to numerous experiments. However, at closer inspection, it appears that the majority of these measurements refer either to total observables of compound systems or to non-interacting particles. In these cases, predictions of our theory and special relativity are exactly the same. When truly interacting systems are observed (as in the case of "time dilation" in decays of moving particles), the differences between the two approaches are extremely small.

Summary:

- Lorentz transformations of special relativity are not exact. Correct boost transformation laws must depend on the state of the observed system and on interactions acting there.
- The equivalence between space and time coordinates postulated in special (and general) relativity is neither exact nor fundamental. The 4-dimensional Minkowski space-time formalism should not be used for describing interacting relativistic systems.
- Interactions between particles propagate instantaneously. This does not violate the principle of causality.
- Fields (either quantum or classical) should not be considered as fundamental constituents of physical reality. Quantum fields are formal mathematical constructs, which cannot be observed or measured.
- Classical electrodynamics can be formulated as a theory of directly interacting particles, where electromagnetic fields (as well as their momentum and energy) do not play any role.
- The most direct way to confirm RQD experimentally is to measure the superluminal speed of propagation of bound (evanescent) electric and/or magnetic “fields”.

Part III

**MATHEMATICAL
APPENDICES**

Appendix A

Groups and vector spaces

A.1 Groups

Group is a set where a *product* ab of any two elements a and b is defined. This product is also an element of the group, and the following conditions are satisfied:

1. associativity:

$$(ab)c = a(bc) \tag{A.1}$$

2. there is a unique *unit element* e such that for any a

$$ea = ae = a \tag{A.2}$$

3. for each element a there is a unique *inverse element* a^{-1} such that

$$aa^{-1} = a^{-1}a = e \tag{A.3}$$

In many cases a group can be described as a set of transformations preserving certain symmetries. Consider, for example, a square shown in Fig. A.1(a) and the set of rotations around its center. There are four special rotations (by the angles $0^\circ, 90^\circ, 180^\circ, -90^\circ$) which transform the square into itself. This set of four elements (see Fig. A.1(b)) is the group of symmetries of the square. Apparently, 0° is the unit element of the group. The

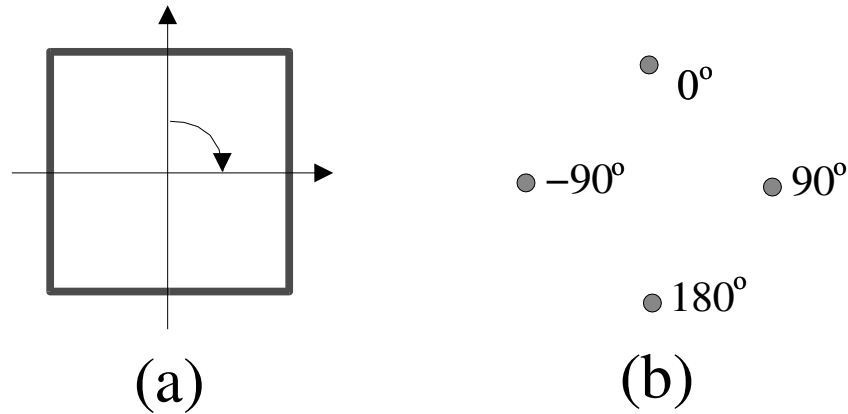


Figure A.1: (a) Square; (b) the group of (rotational) symmetries of the square.

Table A.1: Multiplication table for the symmetry group of the square

	0°	90°	180°	-90°
0°	0°	90°	180°	-90°
90°	90°	180°	-90°	0°
180°	180°	-90°	0°	90°
-90°	-90°	0°	90°	180°

composition law of rotations leads us to the *multiplication table* A.1 and the *inversion table* A.2 for this simple group.

The group considered above is commutative (or *Abelian*), because $ab = ba$ for any two elements a and b in the group. However, this property is not required for a general group. For example, it is easy to see that the group of rotational symmetries of a cube is not Abelian: A 90° rotation of the cube about its x -axis followed by a 90° rotation about the y -axis is a transformation that is different from these two rotations performed in the reverse order.

A.2 Vector spaces

A vector space H is a set of objects (called *vectors* and further denoted by boldface letters \mathbf{x}) with two operations: addition of two vectors and multiplication of a vector by *scalars*. In this book we are interested only in vector

Table A.2: Inversion table for the symmetry group of the square

element	inverse element
0°	0°
90°	-90°
180°	180°
-90°	90°

spaces whose scalars are either complex (\mathbb{C}) or real (\mathbb{R}) numbers. If \mathbf{x} and \mathbf{y} are two vectors and a and b are two scalars, then

$$a\mathbf{x} + b\mathbf{y}$$

is also a vector. A vector space forms an Abelian group with respect to vector additions. This means associativity

$$(\mathbf{x} + \mathbf{y}) + \mathbf{z} = \mathbf{x} + (\mathbf{y} + \mathbf{z}),$$

existence of the group unity (denoted by $\mathbf{0}$ and called *zero vector*)

$$\mathbf{x} + \mathbf{0} = \mathbf{0} + \mathbf{x} = \mathbf{x}$$

and existence of the opposite (additive inverse) element denoted by $-\mathbf{x}$

$$\mathbf{x} + (-\mathbf{x}) = \mathbf{0},$$

In addition, the following properties are postulated in the vector space: The associativity of scalar multiplication

$$a(b\mathbf{x}) = (ab)\mathbf{x}$$

The distributivity of scalar sums:

$$(a + b)\mathbf{x} = a\mathbf{x} + b\mathbf{x}$$

The distributivity of vector sums:

$$a(\mathbf{x} + \mathbf{y}) = a\mathbf{x} + a\mathbf{y}$$

The scalar multiplication identity:

$$1\mathbf{x} = \mathbf{x}$$

We leave it to the reader to prove from these axioms the following useful results for an arbitrary scalar a and a vector \mathbf{x}

$$\begin{aligned} 0\mathbf{x} &= a\mathbf{0} = \mathbf{0} \\ (-a)\mathbf{x} &= a(-\mathbf{x}) = -(a\mathbf{x}) \\ a\mathbf{x} &= \mathbf{0} \Rightarrow a = 0 \text{ or } \mathbf{x} = \mathbf{0} \end{aligned}$$

An example of a vector space is the set of all columns of n numbers¹

$$\begin{bmatrix} x_1 \\ x_2 \\ \vdots \\ x_n \end{bmatrix}$$

The sum of two columns is

$$\begin{bmatrix} x_1 \\ x_2 \\ \vdots \\ x_n \end{bmatrix} + \begin{bmatrix} y_1 \\ y_2 \\ \vdots \\ y_n \end{bmatrix} = \begin{bmatrix} x_1 + y_1 \\ x_2 + y_2 \\ \vdots \\ x_n + y_n \end{bmatrix}$$

The multiplication of a column by a scalar λ is

$$\lambda \begin{bmatrix} x_1 \\ x_2 \\ \vdots \\ x_n \end{bmatrix} = \begin{bmatrix} \lambda x_1 \\ \lambda x_2 \\ \vdots \\ \lambda x_n \end{bmatrix}$$

¹If x_i are real (complex) numbers then this vector space is denoted by \mathbb{R}^n (\mathbb{C}^n).

A set of nonzero vectors $\{\mathbf{x}_i\}$ is called *linearly independent* if from

$$\sum_i a_i \mathbf{x}_i = \mathbf{0}$$

it follows that $a_i = 0$ for each i . A set of linearly independent vectors \mathbf{x}_i is called *basis* if by adding arbitrary nonzero vector \mathbf{y} to this set it is no longer linearly independent. If \mathbf{x}_i is a basis and \mathbf{y} is an arbitrary nonzero vector, then equation

$$a_0 \mathbf{y} + \sum_i a_i \mathbf{x}_i = \mathbf{0}$$

has a solution in which $a_0 \neq 0$.² This means that we can express an arbitrary vector \mathbf{y} as a linear combination of basis vectors

$$\mathbf{y} = - \sum_i \frac{a_i}{a_0} \mathbf{x}_i = \sum_i y_i \mathbf{x}_i \quad (\text{A.4})$$

Note that any vector \mathbf{y} has unique *components* y_i with respect to the basis \mathbf{x}_i . Indeed, suppose we found another set of components y'_i , so that

$$\mathbf{y} = \sum_i y'_i \mathbf{x}_i \quad (\text{A.5})$$

Then subtracting (A.5) from (A.4) we obtain

$$\mathbf{0} = \sum_i (y'_i - y_i) \mathbf{x}_i$$

and $y'_i = y_i$ since \mathbf{x}_i are linearly independent.

One can choose many different bases in the same vector space. However, the number of vectors in any basis is the same, and this number is called the *dimension* of the vector space V (denoted $\dim V$). The dimension of the

²because otherwise we would have $a_i = 0$ for all i , meaning that the full set $\{\mathbf{x}_i, \mathbf{y}\}$ is linearly independent in disagreement with our assumption.

space of n -member columns is n . An example of a basis set in this space is given by n vectors

$$\begin{bmatrix} 1 \\ 0 \\ \vdots \\ 0 \end{bmatrix}, \begin{bmatrix} 0 \\ 1 \\ \vdots \\ 0 \end{bmatrix}, \dots, \begin{bmatrix} 0 \\ 0 \\ \vdots \\ 1 \end{bmatrix}$$

A *linear subspace* is a subset of vectors in H which is closed with respect to addition and multiplication by scalars. For any set of vectors $\mathbf{x}_1, \mathbf{x}_2, \dots$ there is a *spanning subspace* (or simply *span*) $Sp(\mathbf{x}_1, \mathbf{x}_2, \dots)$ which is the set of all linear combinations $\sum_i a_i \mathbf{x}_i$ with arbitrary coefficients a_i . The span of a single non-zero vector $Sp(\mathbf{x})$ is also called a *ray*.

Appendix B

Delta function and useful integrals

Dirac's delta function $\delta(x)$ is defined by the property of the integral

$$\int_{-a}^a f(x)\delta(x)dx = f(0)$$

where $f(x)$ is any smooth function, and $a > 0$. The delta function can be also defined by its integral representation

$$\frac{1}{2\pi\hbar} \int_{-\infty}^{\infty} e^{\frac{i}{\hbar}ax} da = \delta(x)$$

Another useful property is

$$\delta(ax) = \frac{1}{|a|}\delta(x)$$

The delta function of a vector argument $\mathbf{r} = (x, y, z)$ is defined as

$$\delta(\mathbf{r}) = \delta(x)\delta(y)\delta(z)$$

or

$$\frac{1}{(2\pi\hbar)^3} \int e^{\frac{i}{\hbar}\mathbf{k}\cdot\mathbf{r}} d\mathbf{k} = \delta(\mathbf{r}) \quad (\text{B.1})$$

It has the property

$$\frac{\partial^2}{\partial \mathbf{r}^2} \frac{1}{4\pi r} = -\delta(\mathbf{r}) \quad (\text{B.2})$$

The *step function* $\theta(t)$ is defined as

$$\theta(t) \equiv \begin{cases} 1, & \text{if } t \geq 0 \\ 0, & \text{otherwise} \end{cases} \quad (\text{B.3})$$

It has the following integral representation

$$\theta(t) = -\frac{1}{2\pi i} \int_{-\infty}^{\infty} ds \frac{e^{-ist}}{s + i\epsilon} \quad (\text{B.4})$$

Consider integral¹

$$\begin{aligned} \int \frac{d\mathbf{r}}{r} e^{\frac{i}{\hbar}\mathbf{p}\cdot\mathbf{r}} &= \int_0^\pi \sin\theta d\theta \int_0^{2\pi} d\phi \int_0^\infty r^2 dr \frac{e^{\frac{i}{\hbar}pr \cos\theta}}{r} = 2\pi \int_{-1}^1 dz \int_0^\infty dr r e^{\frac{i}{\hbar}prz} \\ &= 2\pi\hbar \int_0^\infty r dr \frac{e^{\frac{i}{\hbar}pr} - e^{-\frac{i}{\hbar}pr}}{ipr} = \frac{4\pi\hbar}{p} \int_0^\infty dr \sin\left(\frac{pr}{\hbar}\right) \\ &= \frac{4\pi\hbar^2}{p^2} \int_0^\infty d\rho \sin(\rho) = -\frac{4\pi\hbar^2}{p^2} (\cos(\infty) - \cos(0)) = \frac{4\pi\hbar^2}{p^2} \end{aligned} \quad (\text{B.5})$$

¹In this derivation one can set $\cos(\infty) = 0$ because in applications the plane wave $e^{\frac{i}{\hbar}\mathbf{p}\cdot\mathbf{r}}$ in the integrand does not have infinite extension. Typically it has a smooth damping factor that makes it tend to zero at large values of \mathbf{r} , so that $\cos(\infty)$ can be effectively taken as zero.

Next consider integral

$$K = \int d\mathbf{x}d\mathbf{y} \frac{e^{\frac{i}{\hbar}(\mathbf{p}\cdot\mathbf{x}+\mathbf{q}\cdot\mathbf{y})}}{|\mathbf{x}-\mathbf{y}|}$$

First we change the integration variables

$$\begin{aligned}\mathbf{x} &= \frac{1}{2}(\mathbf{z} + \mathbf{t}) \\ \mathbf{y} &= \frac{1}{2}(\mathbf{z} - \mathbf{t}) \\ \mathbf{x} - \mathbf{y} &= \mathbf{t} \\ \mathbf{x} + \mathbf{y} &= \mathbf{z}\end{aligned}$$

The Jacobian of this transformation is

$$J \equiv \det \left| \frac{\partial(\mathbf{x}, \mathbf{y})}{\partial(\mathbf{z}, \mathbf{t})} \right| = 1/8$$

Then, using integrals (B.1) and (B.5), we obtain

$$\begin{aligned}K &= \frac{1}{8} \int dt d\mathbf{z} \frac{e^{\frac{i}{2\hbar}(\mathbf{p}\cdot(\mathbf{z}+\mathbf{t})+\mathbf{q}\cdot(\mathbf{z}-\mathbf{t}))}}{t} = \frac{1}{8} \int dt d\mathbf{z} \frac{e^{\frac{i}{2\hbar}(\mathbf{z}\cdot(\mathbf{p}+\mathbf{q})+\mathbf{t}\cdot(\mathbf{p}-\mathbf{q}))}}{t} \\ &= (2\pi\hbar)^3 \delta(\mathbf{p} + \mathbf{q}) \int dt \frac{e^{\frac{i}{2\hbar}\mathbf{t}\cdot(\mathbf{p}-\mathbf{q})}}{t} = \frac{(2\pi\hbar)^6 \delta(\mathbf{p} + \mathbf{q})}{2\pi^2\hbar p^2}\end{aligned}\quad (\text{B.6})$$

Other useful integrals are

$$\int \frac{d\mathbf{k}}{k^2} e^{\frac{i}{\hbar}\mathbf{k}\mathbf{r}} = \frac{(2\pi\hbar)^3}{4\pi\hbar^2 r} \quad (\text{B.7})$$

$$\int \frac{d\mathbf{k}}{k^2} \mathbf{k} e^{\frac{i}{\hbar}\mathbf{k}\mathbf{r}} = -i\hbar \frac{\partial}{\partial \mathbf{r}} \int \frac{d\mathbf{k}}{k^2} e^{\frac{i}{\hbar}\mathbf{k}\mathbf{r}} = -\frac{i(2\pi\hbar)^3}{4\pi\hbar} \frac{\partial}{\partial \mathbf{r}} \left(\frac{1}{r} \right) = \frac{i(2\pi\hbar)^3 \mathbf{r}}{4\pi\hbar r^3} \quad (\text{B.8})$$

$$\int \frac{d\mathbf{k}}{k^2} \mathbf{q} \cdot [\mathbf{k} \times \mathbf{p}] e^{\frac{i}{\hbar}\mathbf{k}\mathbf{r}} = \frac{i(2\pi\hbar)^3 \mathbf{q} \cdot [\mathbf{r} \times \mathbf{p}]}{4\pi\hbar r^3} \quad (\text{B.9})$$

$$\int \frac{d\mathbf{k}(\mathbf{q} \cdot \mathbf{k})(\mathbf{p} \cdot \mathbf{k})}{k^4} e^{\frac{i}{\hbar}\mathbf{k}\mathbf{r}} = \frac{(2\pi\hbar)^3}{8\pi\hbar^2 r} \left[(\mathbf{q} \cdot \mathbf{p}) - \frac{(\mathbf{q} \cdot \mathbf{r})(\mathbf{p} \cdot \mathbf{r})}{r^2} \right] \quad (\text{B.10})$$

$$\int \frac{d\mathbf{k}(\mathbf{p} \cdot \mathbf{k})(\mathbf{q} \cdot \mathbf{k})}{k^2} e^{\frac{i}{\hbar}\mathbf{k}\mathbf{r}} = \frac{(2\pi\hbar)^3}{4\pi r^3} \left[(\mathbf{p} \cdot \mathbf{q}) - 3 \frac{(\mathbf{p} \cdot \mathbf{r})(\mathbf{q} \cdot \mathbf{r})}{r^2} \right] + \frac{1}{3}(\mathbf{p} \cdot \mathbf{q})\delta(\mathbf{r}) \quad (\text{B.11})$$

$$\int \frac{d\mathbf{k}}{k^4} e^{\frac{i}{\hbar}\mathbf{k}\mathbf{r}} = \mathcal{E} - \frac{(2\pi\hbar)^3 r}{8\pi\hbar^4} \quad (\text{B.12})$$

where \mathcal{E} is an infinite constant (see [Wei64a]).

$$\int d\mathbf{r} e^{-a\mathbf{r}^2 + \mathbf{b}\mathbf{r}} = (\pi/a)^{3/2} e^{\mathbf{b}^2/(4a)} \quad (\text{B.13})$$

Lemma B.1 (Riemann-Lebesgue [GR00]) *Fourier image of a smooth function tends to zero at infinity.*

When talking about *smooth functions* in this book we will presume that these functions are continuous, can be differentiated as many times as needed and do not contain singularities.

Appendix C

Some lemmas for orthocomplemented lattices.

From axioms of orthocomplemented lattices¹ one can prove a variety of useful results

Lemma C.1

$$z \leq x \wedge y \Rightarrow z \leq x \quad (\text{C.1})$$

Proof. From Postulate 1.8 we have $x \wedge y \leq x$, hence $z \leq x \wedge y \leq x$ and by the transitivity Lemma 1.5 we obtain $z \leq x$. ■

Lemma C.2

$$x \leq y \Leftrightarrow x \wedge y = x \quad (\text{C.2})$$

Proof. From $x \leq y$ and $x \leq x$ it follows by Postulate 1.9 that $x \leq x \wedge y$. On the other hand, $x \wedge y \leq x$ (1.8). Lemma 1.4 then implies $x \wedge y = x$. The reverse statement follows from Postulate 1.8 written in the form

$$x \wedge y \leq y \quad (\text{C.3})$$

If $x \wedge y = x$, then we can replace the left hand side of (C.3) with x and obtain the left hand side of (C.2) ■

¹They are summarized in Table 1.1 as statements 1.3 - 1.21.

Lemma C.3 *For any proposition z*

$$x \leq y \Rightarrow x \wedge z \leq y \wedge z \quad (\text{C.4})$$

Proof. This follows from $x \wedge z \leq x \leq y$ and $x \wedge z \leq z$ by using Postulate 1.9. ■

One can also prove equations

$$x \wedge x = x \quad (\text{C.5})$$

$$\emptyset \wedge x = \emptyset \quad (\text{C.6})$$

$$\mathcal{I} \wedge x = x \quad (\text{C.7})$$

$$\emptyset^\perp = \mathcal{I} \quad (\text{C.8})$$

which are left as an exercise for the reader.

Proofs of lemmas and theorems for orthocomplemented lattices are facilitated by the following observation: Given an expression composed of lattice elements we can form a *dual* expression by the following rules:

- 1) change places of \wedge and \vee signs;
- 2) change the direction of the implication signs \leq ;
- 3) change \emptyset to \mathcal{I} and change \mathcal{I} to \emptyset .

Then it is easy to see that all axioms in Table 1.1 have the property of *duality*: Each axiom is either self-dual or its dual is also a valid axiom. Therefore, for each logical (in)equality, its dual is also a valid (in)equality. For example, by duality we have from (C.1), (C.2) and (C.4) - (C.8)

$$x \vee y \leq z \Rightarrow x \leq z$$

$$x \leq y \Leftrightarrow x \vee y = y$$

$$y \leq x \Rightarrow y \vee z \leq x \vee z$$

$$x \vee x = x$$

$$\mathcal{I} \vee x = \mathcal{I}$$

$$\emptyset \vee x = x$$

$$\mathcal{I}^\perp = \emptyset$$

Appendix D

Rotation group

D.1 Basics of the 3D space

Let us now consider the familiar 3D position space. This space consists of *points*. We can arbitrarily select one such point $\mathbf{0}$ and call it the *origin*. Then we can draw a *vector* \mathbf{a} from the origin to any other point in space. We can also define a sum of two vectors (by the parallelogram rule as shown in Fig. D.1) and the multiplication of a vector by a real scalar. There is a natural definition of the length of a vector $|\mathbf{a}|$ (also denoted by a) and the angle $\alpha(\mathbf{a}, \mathbf{b})$ between two vectors \mathbf{a} and \mathbf{b} . Then the *dot product* (or *scalar product*) of two vectors is defined by formula

$$\mathbf{a} \cdot \mathbf{b} = \mathbf{b} \cdot \mathbf{a} = ab \cos \alpha(\mathbf{a}, \mathbf{b}) \quad (\text{D.1})$$

Two non-zero vectors are called *perpendicular* or *orthogonal* if their dot product is zero.

We can build an *orthonormal basis* of 3 mutually perpendicular vectors of unit length \mathbf{i} , \mathbf{j} , and \mathbf{k} along x , y , and z axes respectively.¹ Then each vector \mathbf{a} can be represented as a linear combination

$$\mathbf{a} = a_x \mathbf{i} + a_y \mathbf{j} + a_z \mathbf{k}$$

¹ Let us agree that the triple of basis vectors $(\mathbf{i}, \mathbf{j}, \mathbf{k})$ forms a *right-handed system* as shown in Fig. D.1. Such a system is easy to recognize by the following rule of thumb: If we point a corkscrew in the direction of \mathbf{k} and rotate it in the clockwise direction (from \mathbf{i} to \mathbf{j}), then the corkscrew will move in the direction of vector \mathbf{k} .

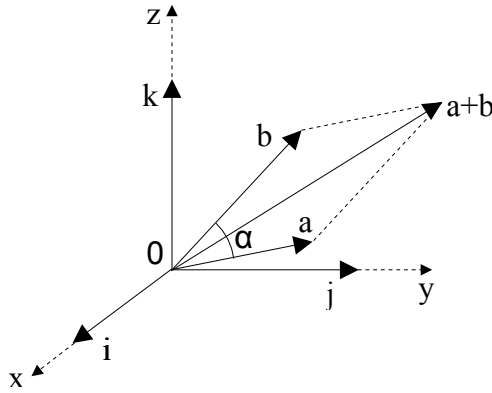


Figure D.1: Some objects in the vector space \mathbb{R}^3 : the origin $\mathbf{0}$, the basis vectors $\mathbf{i}, \mathbf{j}, \mathbf{k}$, a sum of two vectors $\mathbf{a} + \mathbf{b}$ via the parallelogram rule.

or as a column of its components or *coordinates*²

$$\mathbf{a} = \begin{bmatrix} a_x \\ a_y \\ a_z \end{bmatrix}$$

The *transposed* vector can be represented as a row

$$\mathbf{a}^T = [a_x, a_y, a_z]$$

One can easily verify that the dot product (D.1) can be written in several equivalent forms

$$\mathbf{b} \cdot \mathbf{a} = \sum_{i=1}^3 b_i a_i = b_x a_x + b_y a_y + b_z a_z = [b_x, b_y, b_z] \begin{bmatrix} a_x \\ a_y \\ a_z \end{bmatrix} = \mathbf{b}^T \mathbf{a}$$

where $\mathbf{b}^T \mathbf{a}$ denotes the usual “row by column” product of the row \mathbf{b}^T and column \mathbf{a} .

The length of the vector \mathbf{a} can be written as $a \equiv |\mathbf{a}| = \sqrt{\mathbf{a} \cdot \mathbf{a}} \equiv \sqrt{a^2}$, and the distance between two points (or vectors) \mathbf{a} and \mathbf{b} is defined as $d = |\mathbf{a} - \mathbf{b}|$.

²So, physical space can be identified with the vector space \mathbb{R}^3 of all triples of real numbers (see subsection A.2). We will mark vector indices either by letters x, y, z or by numbers 1,2,3, as convenient.

D.2 Scalars and vectors

There are two approaches to rotations, as well as to any inertial transformation: *active* and *passive*. An *active* rotation rotates all objects around the origin while keeping the orientation of basis vectors. A *passive* rotation simply changes the directions of the basis vectors and thus affects only components of “real” vectors but not the physical vectors themselves. Unless noted otherwise, we will use the passive representation of rotations.

We call a quantity \mathcal{A} a *3-scalar* if it is not affected by rotations. Examples of scalars are distances and angles.

Let us now find how rotations change the coordinates of vectors in \mathbb{R}^3 . By definition, rotations preserve the origin and linear combinations of vectors, so the action of a rotation on a column vector can be represented as multiplication by a 3×3 matrix R

$$a'_i = \sum_{j=1}^3 R_{ij} a_j \quad (\text{D.2})$$

or in the matrix form

$$\mathbf{a}' = R\mathbf{a} \quad (\text{D.3})$$

$$\mathbf{b}'^T = (R\mathbf{b})^T = \mathbf{b}^T R^T \quad (\text{D.4})$$

where R^T denotes the *transposed matrix*.

D.3 Orthogonal matrices

Since rotations preserve distances and angles, they also preserve the dot product:

$$\mathbf{b} \cdot \mathbf{a} = \mathbf{b}^T \mathbf{a} = (R\mathbf{b})^T (R\mathbf{a}) = \mathbf{b}^T R^T R \mathbf{a} \quad (\text{D.5})$$

The validity of equation (D.5) for any \mathbf{a} and \mathbf{b} implies that rotation matrices satisfy the condition

$$R^T R = I \quad (\text{D.6})$$

where I denotes the unit matrix

$$I = \begin{bmatrix} 1 & 0 & 0 \\ 0 & 1 & 0 \\ 0 & 0 & 1 \end{bmatrix}$$

Multiplying by the inverse matrix R^{-1} from the right, equation (D.6) can be also written as

$$R^T = R^{-1} \quad (\text{D.7})$$

This implies a useful property

$$R\mathbf{b} \cdot \mathbf{a} = \mathbf{b}^T R^T \mathbf{a} = \mathbf{b}^T R^{-1} \mathbf{a} = \mathbf{b} \cdot R^{-1} \mathbf{a} \quad (\text{D.8})$$

In the coordinate notation, condition (D.6) takes the form

$$\sum_{j=1}^3 R_{ij}^T R_{jk} = \sum_{j=1}^3 R_{ji} R_{jk} = \delta_{ik} \quad (\text{D.9})$$

where δ_{ij} is the *Kronecker delta symbol*

$$\delta_{ij} = \begin{cases} 1, & \text{if } i = j \\ 0, & \text{if } i \neq j \end{cases} \quad (\text{D.10})$$

Matrices satisfying condition (D.7) are called *orthogonal*. Thus, any rotation has a unique representative in the set of orthogonal matrices.

However, not every orthogonal matrix R corresponds to a rotation. To see that, we can write

$$1 = \det(I) = \det(R^T R) = \det(R^T) \det(R) = (\det(R))^2$$

which implies that if R is orthogonal then $\det(R) = \pm 1$. Any rotation can be connected by a continuous path with the trivial rotation which is represented, of course, by the unit matrix with unit determinant. Since continuous transformations cannot abruptly change the determinant from 1 to -1, only matrices with

$$\det(R) = 1 \tag{D.11}$$

have a chance to represent rotations.³ We conclude that rotations are in one-to-one correspondence with orthogonal matrices having a unit determinant.

The notion of a vector is more general than just an arrow directed to a point in space. We will call any triple of quantities $\vec{\mathcal{A}} = (\mathcal{A}_x, \mathcal{A}_y, \mathcal{A}_z)$ a *3-vector* if it transforms under rotations in the same way as vector arrows (D.2).

Let us now derive explicit forms of rotation matrices. Any rotation around the z -axis does not change z -components of 3-vectors. The most general matrix satisfying this property can be written as

$$R_z = \begin{bmatrix} a & b & 0 \\ c & d & 0 \\ 0 & 0 & 1 \end{bmatrix}$$

and condition (D.11) translates into $ad - bc = 1$. One can verify directly that the inverse matrix is

$$R_z^{-1} = \begin{bmatrix} d & -b & 0 \\ -c & a & 0 \\ 0 & 0 & 1 \end{bmatrix}$$

According to the property (D.7) we must have

$$\begin{aligned} a &= d \\ b &= -c \end{aligned}$$

³Matrices with $\det(R) = -1$ describe rotations coupled with inversion (see subsection 2.2.4).

therefore

$$R_z = \begin{bmatrix} a & b & 0 \\ -b & a & 0 \\ 0 & 0 & 1 \end{bmatrix}$$

The condition $\det(R_z) = a^2 + b^2 = 1$ implies that matrix R_z depends on one parameter ϕ such that $a = \cos \phi$ and $b = \sin \phi$

$$R_z = \begin{bmatrix} \cos \phi & \sin \phi & 0 \\ -\sin \phi & \cos \phi & 0 \\ 0 & 0 & 1 \end{bmatrix} \quad (\text{D.12})$$

Obviously, parameter ϕ is just the rotation angle.⁴ The matrices for rotations around the x - and y -axes are

$$R_x = \begin{bmatrix} 1 & 0 & 0 \\ 0 & \cos \phi & \sin \phi \\ 0 & -\sin \phi & \cos \phi \end{bmatrix} \quad (\text{D.13})$$

and

$$R_y = \begin{bmatrix} \cos \phi & 0 & -\sin \phi \\ 0 & 1 & 0 \\ \sin \phi & 0 & \cos \phi \end{bmatrix} \quad (\text{D.14})$$

respectively.

D.4 Invariant tensors

Tensor of the second rank⁵ \mathcal{A}_{ij} is defined as a set of 9 quantities, which depend on two indices and transform as a vector with respect to each index

⁴ Note that positive values of ϕ correspond to a clockwise rotation (from \mathbf{i} to \mathbf{j}) of the basis vectors which drives the corkscrew in the positive z -direction.

⁵ Scalars and vectors are sometimes called tensors of rank 0 and 1, respectively.

$$\mathcal{A}'_{ij} = \sum_{kl=1}^3 R_{ik}R_{jl}\mathcal{A}_{kl} \quad (\text{D.15})$$

Similarly, one can also define tensors of higher *rank*, e.g., \mathcal{A}_{ijk} .

There are two *invariant tensors* which play a special role because they have the same components independent on the orientation of the basis vectors. The first invariant tensor is the *Kronecker delta* δ_{ij} .⁶ Its invariance follows from the orthogonality of R -matrices (D.9).

$$\delta'_{ij} = \sum_{kl=1}^3 R_{ik}R_{jl}\delta_{kl} = \sum_{k=1}^3 R_{ik}R_{jk} = \delta_{ij}$$

Another invariant tensor is the *Levi-Civita symbol* ϵ_{ijk} , which is defined as $\epsilon_{xyz} = \epsilon_{zxy} = \epsilon_{yxz} = -\epsilon_{xzy} = -\epsilon_{yxz} = -\epsilon_{zyx} = 1$, and all other components of ϵ_{ijk} are zero. We show its invariance by applying an arbitrary rotation R to ϵ_{ijk} . Then

$$\begin{aligned} \epsilon'_{ijk} &= \sum_{lmn=1}^3 R_{il}R_{jm}R_{kn}\epsilon_{lmn} = R_{i1}R_{j2}R_{k3} + R_{i3}R_{j1}R_{k2} + R_{i2}R_{j3}R_{k1} \\ &\quad - R_{i2}R_{j1}R_{k3} - R_{i3}R_{j2}R_{k1} - R_{i1}R_{j3}R_{k2} \end{aligned} \quad (\text{D.16})$$

The right hand side has the following properties:

1. it is equal to zero if any two indices coincide: $i = j$ or $i = k$ or $j = k$;
2. it does not change after cyclic permutation of indices ijk .
3. $\epsilon'_{123} = \det(R) = 1$.

These are the same properties as those used to define the Levi-Civita symbol above. So, the right hand side of (D.16) must have the same components as ϵ_{ijk}

$$\epsilon'_{ijk} = \epsilon_{ijk}$$

⁶see equation (D.10)

Using invariant tensors δ_{ij} and ϵ_{ijk} we can convert between scalar, vector and tensor quantities, as shown in Table D.1. For example, any antisymmetric 3-tensor has 3 independent components, so it can be always represented as

$$\mathcal{A}_{ij} = \sum_{k=1}^3 \epsilon_{ijk} V_k$$

where V_k are components of some 3-vector.

Table D.1: Converting between quantities of different rank using invariant tensors

Scalar S	\rightarrow	$S\delta_{ij}$ (tensor)
Scalar S	\rightarrow	$S\epsilon_{ijk}$ (antisymmetric tensor)
Vector V_i	\rightarrow	$\sum_{k=1}^3 \epsilon_{ijk} V_k$ (antisymmetric tensor)
Tensor T_{ij}	\rightarrow	$\sum_{ij=1}^3 \delta_{ij} T_{ji}$ (scalar)
Tensor T_{ij}	\rightarrow	$\sum_{jk=1}^3 \epsilon_{ijk} T_{kj}$ (vector)

Using invariant tensors one can also build a scalar or a vector from two independent vectors \mathbf{A} and \mathbf{B} . The scalar is constructed by using the Kronecker delta

$$\mathbf{A} \cdot \mathbf{B} = \sum_{ij=1}^3 \delta_{ij} A_i B_j \equiv A_1 B_1 + A_2 B_2 + A_3 B_3$$

This is the usual dot product (D.1). The vector can be constructed using the Levi-Civita tensor

$$[\mathbf{A} \times \mathbf{B}]_i = \sum_{jk=1}^3 \epsilon_{ijk} A_j B_k$$

This vector is called the *cross product* (or *vector product*) of \mathbf{A} and \mathbf{B} . It has the following components

$$\begin{aligned}[\mathbf{A} \times \mathbf{B}]_x &= A_y B_z - A_z B_y \\ [\mathbf{A} \times \mathbf{B}]_y &= A_z B_x - A_x B_z \\ [\mathbf{A} \times \mathbf{B}]_z &= A_x B_y - A_y B_x\end{aligned}$$

and properties

$$\begin{aligned}[\mathbf{A} \times \mathbf{B}] &= -[\mathbf{B} \times \mathbf{A}] \\ [\mathbf{A} \times [\mathbf{B} \times \mathbf{C}]] &= \mathbf{B}(\mathbf{A} \cdot \mathbf{C}) - \mathbf{C}(\mathbf{A} \cdot \mathbf{B})\end{aligned}\quad (\text{D.17})$$

The *mixed product* is a scalar which can be build from three vectors with the help of the Levi-Civita invariant tensor

$$[\mathbf{A} \times \mathbf{B}] \cdot \mathbf{C} = \sum_{ijk=1}^3 \epsilon_{ijk} A_i B_j C_k$$

Its properties are

$$\begin{aligned}[\mathbf{A} \times \mathbf{B}] \cdot \mathbf{C} &= [\mathbf{B} \times \mathbf{C}] \cdot \mathbf{A} = [\mathbf{C} \times \mathbf{A}] \cdot \mathbf{B} \\ [\mathbf{A} \times \mathbf{B}] \cdot \mathbf{B} &= 0\end{aligned}\quad (\text{D.18})$$

D.5 Vector parameterization of rotations

The matrix representation of rotations (D.2) is useful for describing transformations of vector and tensor components. However, sometimes it is more convenient to characterize rotation in a more physical way by the rotation axis and the rotation angle. In other words, a rotation can be described by a single vector $\vec{\phi} = \phi_x \mathbf{i} + \phi_y \mathbf{j} + \phi_z \mathbf{k}$, such that its direction represents the axis of the rotation and its length $\phi \equiv |\vec{\phi}|$ represents the angle of the rotation. So we can characterize any rotation by three real numbers $\{\vec{\phi}\} = \{\phi_x, \phi_y, \phi_z\}$.⁷

Let us now make a link between the matrix and vector representations of rotations. First, we find the matrix $R_{\vec{\phi}}$ corresponding to the passive rotation

⁷This characterization is not unique: there are many vectors describing the same rotation (see Appendix H.4).

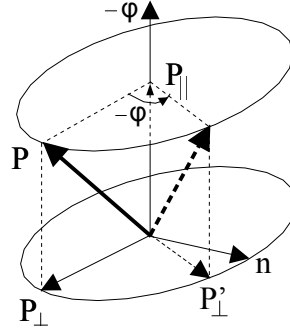


Figure D.2: Transformation of vector components under active rotation through the angle $-\phi$.

$\{\vec{\phi}\}$. Here it will be convenient to consider the equivalent *active* rotation by the angle $\{-\vec{\phi}\}$. Each vector \mathbf{P} in \mathbb{R}^3 can be decomposed into two parts: $\mathbf{P} = \mathbf{P}_{\parallel} + \mathbf{P}_{\perp}$. The first part $\mathbf{P}_{\parallel} \equiv (\mathbf{P} \cdot \frac{\vec{\phi}}{\phi}) \frac{\vec{\phi}}{\phi}$ is parallel to the rotation axis, and the second part $\mathbf{P}_{\perp} = \mathbf{P} - \mathbf{P}_{\parallel}$ is perpendicular to the rotation axis (see Fig. D.2). Rotation does not affect the parallel part of the vector, so after rotation

$$\mathbf{P}'_{\parallel} = \mathbf{P}_{\parallel} \quad (\text{D.19})$$

If $\mathbf{P}_{\perp} = 0$ then rotation does not change the vector \mathbf{P} at all. If $\mathbf{P}_{\perp} \neq 0$, we denote

$$\mathbf{n} = -\frac{[\mathbf{P}_{\perp} \times \vec{\phi}]}{\phi}$$

the vector which is orthogonal to both $\vec{\phi}$ and \mathbf{P}_{\perp} and is equal to the latter in length. Note that the triple $(\mathbf{P}_{\perp}, \mathbf{n}, \vec{\phi})$ forms a right-handed system, just like vectors $(\mathbf{i}, \mathbf{j}, \mathbf{k})$. Then the result of the passive rotation through the angle $\vec{\phi}$ in the plane spanned by vectors \mathbf{P}_{\perp} and \mathbf{n} is the same as a rotation about the axis \mathbf{k} in the plane spanned by vectors \mathbf{i} and \mathbf{j} , i.e., it is given by the matrix (D.12)

$$\mathbf{P}'_{\perp} = \mathbf{P}_{\perp} \cos \phi + \mathbf{n} \sin \phi \quad (\text{D.20})$$

Combining equations (D.19) and (D.20) we obtain

$$\mathbf{P}' = \mathbf{P}'_{\parallel} + \mathbf{P}'_{\perp} = \left(\mathbf{P} \cdot \frac{\vec{\phi}}{\phi} \right) \frac{\vec{\phi}}{\phi} (1 - \cos \phi) + \mathbf{P} \cos \phi - \left[\mathbf{P} \times \frac{\vec{\phi}}{\phi} \right] \sin \phi \quad (\text{D.21})$$

or in the component notation

$$\begin{aligned} P'_x &= (P_x \phi_x + P_y \phi_y + P_z \phi_z) \frac{\phi_x}{\phi^2} (1 - \cos \phi) + P_x \cos \phi - (P_y \phi_z - P_z \phi_y) \frac{\sin \phi}{\phi} \\ P'_y &= (P_x \phi_x + P_y \phi_y + P_z \phi_z) \frac{\phi_y}{\phi^2} (1 - \cos \phi) + P_y \cos \phi - (P_z \phi_x - P_x \phi_z) \frac{\sin \phi}{\phi} \\ P'_z &= (P_x \phi_x + P_y \phi_y + P_z \phi_z) \frac{\phi_z}{\phi^2} (1 - \cos \phi) + P_z \cos \phi - (P_x \phi_y - P_y \phi_x) \frac{\sin \phi}{\phi} \end{aligned}$$

This transformation can be also represented in a matrix form.

$$\mathbf{P}' = R_{\vec{\phi}}^{-1} \mathbf{P} = R_{-\vec{\phi}} \mathbf{P}$$

where the orthogonal matrix $R_{\vec{\phi}}$ has the following matrix elements

$$(R_{\vec{\phi}})_{ij} = \cos \phi \delta_{ij} + \sum_{k=1}^3 \phi_k \epsilon_{ijk} \frac{\sin \phi}{\phi} + \phi_i \phi_j \frac{1 - \cos \phi}{\phi^2}$$

$$\begin{aligned} &R_{\vec{\phi}} \\ = &\begin{bmatrix} \cos \phi + m_x^2 (1 - \cos \phi) & m_x m_y (1 - \cos \phi) - m_z \sin \phi & m_x m_z (1 - \cos \phi) + m_y \sin \phi \\ m_x m_y (1 - \cos \phi) + m_z \sin \phi & \cos \phi + m_y^2 (1 - \cos \phi) & m_y m_z (1 - \cos \phi) - m_x \sin \phi \\ m_x m_z (1 - \cos \phi) - m_y \sin \phi & m_y m_z (1 - \cos \phi) + m_x \sin \phi & \cos \phi + m_z^2 (1 - \cos \phi) \end{bmatrix} \end{aligned} \quad (\text{D.22})$$

and $\mathbf{m} \equiv \vec{\phi}/\phi$.

Inversely, let us start from an arbitrary orthogonal matrix $R_{\vec{\phi}}$ with $\det(R_{\vec{\phi}}) = 1$ and try to find the corresponding rotation vector $\vec{\phi}$. Obviously, this vector is not changed by the transformation $R_{\vec{\phi}}$, so

$$R_{\vec{\phi}}\vec{\phi} = \vec{\phi}$$

which means that $\vec{\phi}$ is eigenvector of the matrix $R_{\vec{\phi}}$ with eigenvalue 1. Each orthogonal 3×3 matrix with unit determinant has eigenvalues $(1, e^{i\phi}, e^{-i\phi})$,⁸ so that eigenvalue 1 is not degenerate. Then the direction of the vector $\vec{\phi}$ is uniquely specified. Now we need to find the length of this vector, i.e., the rotation angle ϕ . The trace of the matrix $R_{\vec{\phi}}$ is given by the sum of its eigenvalues

$$\text{Tr}(R_{\vec{\phi}}) = 1 + e^{i\phi} + e^{-i\phi} = 1 + 2 \cos \phi$$

Therefore, we can define the function $\vec{\Phi}(R_{\vec{\phi}}) = \vec{\phi}$ (which maps from the set of rotation matrices to corresponding rotation angles) by the following rules:

- the direction of the rotation vector $\vec{\phi}$ coincides with the direction of the eigenvector of $R_{\vec{\phi}}$ with eigenvalue 1;
- the length of the rotation angle ϕ is given by

$$\phi = \cos^{-1} \frac{\text{Tr}(R_{\vec{\phi}}) - 1}{2} \quad (\text{D.23})$$

As expected, this formula is basis-independent, because the trace of a matrix does not depend on the basis (see Lemma F.7).

D.6 Group properties of rotations

One can see that rotations form a group. If we perform a rotation $\{\vec{\phi}_1\}$ followed by a rotation $\{\vec{\phi}_2\}$, then the resulting transformation preserves the origin, the linear combinations of vectors and their dot product, so it is another rotation.

The identity element in the rotation group is the rotation through zero angle $\{\vec{0}\}$, which leaves all vectors intact and is represented by the unit matrix

⁸One can check this result by using the explicit representation (D.22)

$R_{\vec{0}} = I$. For each rotation $\{\vec{\phi}\}$ there exists an opposite (or inverse) rotation $\{-\vec{\phi}\}$ such that

$$\{-\vec{\phi}\}\{\vec{\phi}\} = \{\vec{0}\}$$

The inverse rotation is represented by the inverse matrix $R_{-\vec{\phi}} = R_{\vec{\phi}}^{-1} = R_{\vec{\phi}}^T$. The *associativity law*

$$\{\vec{\phi}_1\}(\{\vec{\phi}_2\}\{\vec{\phi}_3\}) = (\{\vec{\phi}_1\}\{\vec{\phi}_2\})\{\vec{\phi}_3\}$$

follows from the associativity of the matrix product.

Rotations about different axes do not commute. However, two rotations $\{\phi\vec{n}\}$ and $\{\psi\vec{n}\}$ about the same axis⁹ do commute. Moreover, our choice of the vector parameterization of rotations leads to the following important relationship

$$R_{\phi\vec{n}}R_{\psi\vec{n}} = R_{\psi\vec{n}}R_{\phi\vec{n}} = R_{(\phi+\psi)\vec{n}} \quad (\text{D.24})$$

For example, considering two rotations around the z -axis we can write

$$\begin{aligned} R_{(0,0,\phi)}R_{(0,0,\psi)} &= \begin{bmatrix} \cos \phi & \sin \phi & 0 \\ -\sin \phi & \cos \phi & 0 \\ 0 & 0 & 1 \end{bmatrix} \begin{bmatrix} \cos \psi & \sin \psi & 0 \\ -\sin \psi & \cos \psi & 0 \\ 0 & 0 & 1 \end{bmatrix} \\ &= \begin{bmatrix} \cos(\phi + \psi) & \sin(\phi + \psi) & 0 \\ -\sin(\phi + \psi) & \cos(\phi + \psi) & 0 \\ 0 & 0 & 1 \end{bmatrix} \\ &= R_{(0,0,\phi+\psi)} \end{aligned}$$

We will say that rotations about the same axis \mathbf{n} form an *one-parameter subgroup* of the rotation group.

⁹here \vec{n} is a unit vector.

D.7 Generators of rotations

Rotations in the vicinity of the unit element, can be represented as a Taylor series¹⁰

$$\{\vec{\theta}\} = 1 + \sum_{i=1}^3 \theta^i t_i + \frac{1}{2} \sum_{ij=1}^3 \theta^i \theta^j t_{ij} + \dots$$

At small values of θ we have simply

$$\{\vec{\theta}\} \approx 1 + \sum_{i=1}^3 \theta^i t_i$$

Quantities t_i are called *generators* or *infinitesimal rotations*. Generators can be formally represented as derivatives of elements in one-parameter subgroups with respect to parameters θ_i , e.g.,

$$t_i = \lim_{\vec{\theta} \rightarrow \mathbf{0}} \frac{d}{d\theta^i} \{\vec{\theta}\}$$

For example, in the matrix notation, the generator of rotations around the z -axis is given by the matrix

$$\mathcal{J}_z = \lim_{\phi \rightarrow 0} \frac{d}{d\phi} R_z(\phi) = \lim_{\phi \rightarrow 0} \frac{d}{d\phi} \begin{bmatrix} \cos \phi & \sin \phi & 0 \\ -\sin \phi & \cos \phi & 0 \\ 0 & 0 & 1 \end{bmatrix} = \begin{bmatrix} 0 & 1 & 0 \\ -1 & 0 & 0 \\ 0 & 0 & 0 \end{bmatrix} \quad (\text{D.25})$$

Similarly, for generators of rotations around x - and y -axes we obtain from (D.13) and (D.14)

$$\mathcal{J}_x = \begin{bmatrix} 0 & 0 & 0 \\ 0 & 0 & 1 \\ 0 & -1 & 0 \end{bmatrix}, \quad \mathcal{J}_y = \begin{bmatrix} 0 & 0 & -1 \\ 0 & 0 & 0 \\ 1 & 0 & 0 \end{bmatrix} \quad (\text{D.26})$$

¹⁰Here we denote $1 \equiv \{\vec{0}\}$ the identity element of the group.

Using the additivity property (D.24) we can express general rotation $\{\vec{\theta}\}$ as exponential function of generators

$$\begin{aligned} \{\vec{\theta}\} &= \lim_{N \rightarrow \infty} \left\{ N \frac{\vec{\theta}}{N} \right\} = \lim_{N \rightarrow \infty} \left\{ \frac{\vec{\theta}}{N} \right\}^N = \lim_{N \rightarrow \infty} \left(1 + \sum_{i=1}^3 \frac{\theta^i}{N} t_i \right)^N \\ &= \exp \left(\sum_{i=1}^3 \theta^i t_i \right) \end{aligned} \quad (\text{D.27})$$

Let us verify this formula in the case of a rotation around the z -axis

$$\begin{aligned} e^{\mathcal{J}_z \phi} &= 1 + \phi \mathcal{J}_z + \frac{1}{2!} \phi^2 \mathcal{J}_z^2 + \dots \\ &= \begin{bmatrix} 1 & 0 & 0 \\ 0 & 1 & 0 \\ 0 & 0 & 1 \end{bmatrix} + \begin{bmatrix} 0 & \phi & 0 \\ -\phi & 0 & 0 \\ 0 & 0 & 0 \end{bmatrix} + \begin{bmatrix} -\frac{\phi^2}{2} & 0 & 0 \\ 0 & -\frac{\phi^2}{2} & 0 \\ 0 & 0 & 0 \end{bmatrix} + \dots \\ &= \begin{bmatrix} 1 - \frac{\phi^2}{2} + \dots & \phi + \dots & 0 \\ -\phi + \dots & 1 - \frac{\phi^2}{2} + \dots & 0 \\ 0 & 0 & 1 \end{bmatrix} = \begin{bmatrix} \cos \phi & \sin \phi & 0 \\ -\sin \phi & \cos \phi & 0 \\ 0 & 0 & 1 \end{bmatrix} \\ &= R_z = \{0, 0, \phi\} \end{aligned}$$

Exponent of any linear combination of generators t_i also results in an orthogonal matrix with unit determinant, i.e., represents a rotation. Therefore, objects t_i form a basis in the vector space of generators of the rotation group. This vector space is referred to as the *Lie algebra* of the rotation group. General properties of Lie algebras will be discussed in Appendix E.2.

Appendix E

Lie groups and Lie algebras

E.1 Lie groups

In general, a group¹ can be thought of as a set of points (elements) with a multiplication law such that the “product” of any two points gives you a third element in the set. In addition, there is an inversion law that map each point to an “inverse” point. For some groups the corresponding sets of points are discrete.² Here we would like to discuss a special class of groups that are called *Lie groups*.³ The characteristic feature of a Lie group is that its set of points is continuous and smooth and that multiplication and inversion laws are described by smooth functions. This set of points can be visualized as a multi-dimensional “hypersurface”, which is called the *group manifold*.

We saw in the Appendix D.5⁴ that elements of the rotation group are in isomorphic correspondence with points $\vec{\phi}$ in a certain smooth manifold. The multiplication and inversion laws define two smooth mappings between points in this manifold. Thus, the rotation group is an example of a Lie group. Similar to the rotation group, elements in a general *Lie group* can be parameterized by n continuous parameters θ_i , where n is the dimension of the Lie group. We will join these parameters in one n -dimensional “vector” $\vec{\theta}$ and denote a general group element as $\{\vec{\theta}\} = \{\theta_1, \theta_2, \dots, \theta_n\}$, so that the group multiplication and inversion laws are smooth functions of these parameters.

¹see subsection A.1

²See example in Appendix A.1.

³ Lie groups and algebras were named after Norwegian mathematician Sophus Lie who first developed their theory.

⁴ see also Appendix H.4

It appears that similar to the rotation group, in a general Lie group it is also possible to choose a parameterization $\{\theta_1, \theta_2, \dots, \theta_n\}$ such that the following properties are satisfied

- the unit element has parameters $(0, 0, \dots, 0)$;
- $\{\vec{\theta}\}^{-1} = \{-\vec{\theta}\}$;
- if elements $\{\vec{\psi}\}$ and $\{\vec{\phi}\}$ belong to the same one-parameter subgroup, then

$$\{\vec{\psi}\}\{\vec{\phi}\} = \{\vec{\psi} + \vec{\phi}\}$$

We will always assume that group parameters satisfy these properties. Then, similar to subsection D.7, we can introduce *infinitesimal transformations* or *generators* t_a ($a = 1, 2, \dots, n$) for a general Lie group and express group elements in the vicinity of the unit element as exponential functions of generators

$$\{\vec{\theta}\} = \exp\left(\sum_{a=1}^n \theta^a t_a\right) = 1 + \sum_{a=1}^n \theta^a t_a + \frac{1}{2!} \sum_{bc=1}^n \theta^b \theta^c t_{bc} + \dots \quad (\text{E.1})$$

Let us introduce function $\vec{g}(\vec{\zeta}, \vec{\xi})$ which associates with two points $\vec{\zeta}$ and $\vec{\xi}$ in the group manifold a third point $\vec{g}(\vec{\zeta}, \vec{\xi})$ according to the group multiplication law, i.e.,

$$\{\vec{\zeta}\}\{\vec{\xi}\} = \{\vec{g}(\vec{\zeta}, \vec{\xi})\} \quad (\text{E.2})$$

Function $\vec{g}(\vec{\zeta}, \vec{\xi})$ must satisfy conditions

$$\begin{aligned} \vec{g}(\vec{0}, \vec{\theta}) &= \vec{g}(\vec{\theta}, \vec{0}) = \vec{\theta} \\ \vec{g}(\vec{\theta}, -\vec{\theta}) &= \vec{0} \end{aligned} \quad (\text{E.3})$$

which follow from the group properties (A.2) and (A.3), respectively. To ensure agreement with equation (E.3), the Taylor expansion of \vec{g} up to the 2nd order in parameters must look like

$$g^a(\vec{\zeta}, \vec{\xi}) = \zeta^a + \xi^a + \sum_{bc=1}^n f_{bc}^a \xi^b \zeta^c + \dots \tag{E.4}$$

where f_{bc}^a are real coefficients. Now we substitute expansions (E.1) and (E.4) into (E.2)

$$\begin{aligned} & \left(1 + \sum_{a=1}^n \xi^a t_a + \frac{1}{2} \sum_{bc=1}^n \xi^b \xi^c t_{bc} + \dots \right) \left(1 + \sum_{a=1}^n \zeta^a t_a + \frac{1}{2} \sum_{bc=1}^n \zeta^b \zeta^c t_{bc} + \dots \right) \\ &= 1 + \sum_{a=1}^n \left(\zeta^a + \xi^a + \sum_{bc=1}^n f_{bc}^a \xi^b \zeta^c + \dots \right) t_a + \frac{1}{2} \sum_{ab=1}^n (\zeta^a + \xi^a + \dots)(\zeta^b + \xi^b + \dots) t_{ab} + \dots \end{aligned}$$

Factors multiplying $1, \zeta, \xi, \zeta^2, \xi^2$ are exactly the same on both sides of this equation, but the factor in front of $\xi\zeta$ produces a non-trivial condition

$$\frac{1}{2}(t_{bc} + t_{cb}) = t_b t_c - \sum_{a=1}^n f_{bc}^a t_a$$

The left hand side is symmetric with respect to the interchange of indices b and c . Therefore the right hand side must be symmetric as well

$$t_b t_c - \sum_{a=1}^n f_{bc}^a t_a - t_c t_b + \sum_{a=1}^n f_{cb}^a t_a = 0 \tag{E.5}$$

If we define the *commutator* of two generators by formula

$$[t_b, t_c] \equiv t_b t_c - t_c t_b$$

then, according to (E.5), this commutator is a linear combination of generators

$$[t_b, t_c] = \sum_{a=1}^n C_{bc}^a t_a \tag{E.6}$$

where real parameters $C_{bc}^a = f_{bc}^a - f_{cb}^a$ are called *structure constants* of the Lie group.

Theorem E.1 *Generators of a Lie group satisfy the Jacobi identity*

$$[t_a, [t_b, t_c]] + [t_b, [t_c, t_a]] + [t_c, [t_a, t_b]] = 0 \quad (\text{E.7})$$

Proof. Let us first write the associativity law (A.1) in the form⁵

$$\begin{aligned} 0 &= g^a(\vec{\zeta}, \vec{g}(\vec{\xi}, \vec{\eta})) - g^a(\vec{g}(\vec{\zeta}, \vec{\xi}), \vec{\eta}) \\ &\approx \zeta^a + g^a(\vec{\xi}, \vec{\eta}) + f_{bc}^a \zeta^b g^c(\vec{\xi}, \vec{\eta}) - g^a(\vec{\zeta}, \vec{\xi}) - \eta^a - f_{bc}^a g^b(\vec{\zeta}, \vec{\xi}) \eta^c \\ &\approx \zeta^a + \xi^a + \eta^a + f_{bc}^a \xi^b \eta^c + f_{bc}^a \zeta^b (\xi^c + \eta^c + f_{xy}^c \xi^x \eta^y) \\ &\quad - \zeta^a - \xi^a - f_{xy}^a \zeta^x \xi^y - \eta^a - f_{bc}^a (\zeta^b + \xi^b + f_{xy}^b \zeta^x \xi^y) \eta^c \\ &= f_{bc}^a \xi^b \eta^c + f_{bc}^a \zeta^b \xi^c + f_{bc}^a \zeta^b \eta^c + f_{bc}^a f_{xy}^c \zeta^b \xi^x \eta^y \\ &\quad - f_{xy}^a \zeta^x \xi^y - f_{bc}^a \eta^c \zeta^b - f_{bc}^a \eta^c \xi^b - f_{bc}^a f_{xy}^b \eta^c \zeta^x \xi^y \\ &= f_{bc}^a f_{xy}^c \zeta^b \xi^x \eta^y - f_{bc}^a f_{xy}^b \zeta^x \xi^y \eta^c \\ &= (f_{bc}^a f_{xy}^c - f_{cy}^a f_{bx}^c) \zeta^b \xi^x \eta^y \end{aligned}$$

Since elements $\{\vec{\zeta}\}$, $\{\vec{\xi}\}$ and $\{\vec{\eta}\}$ are arbitrary, this implies

$$f_{kl}^c f_{bc}^a - f_{bk}^c f_{cl}^a = 0 \quad (\text{E.8})$$

Now let us turn to the left hand side of the Jacobi identity (E.7)

$$\begin{aligned} &[t_a, [t_b, t_c]] + [t_b, [t_c, t_a]] + [t_c, [t_a, t_b]] \\ &= [t_a, C_{bc}^x t_x] + [t_b, C_{ca}^x t_x] + [t_c, C_{ab}^x t_x] \\ &= (C_{bc}^x C_{ax}^y + C_{ca}^x C_{bx}^y + C_{ab}^x C_{cx}^y) t_y \end{aligned}$$

The expression in parentheses is

⁵The burden of writing summation signs becomes unbearable at this point, so we will adopt here the Einstein's summation rule which allows us to drop the summation signs and assume that the sums are performed over all pairs of repeating indices. Moreover, we keep only 2nd order terms in the expansion (E.4).

$$\begin{aligned}
& (f_{bc}^x - f_{cb}^x)(f_{ax}^y - f_{xa}^y) + (f_{ca}^x - f_{ac}^x)(f_{bx}^y - f_{xb}^y) + (f_{ab}^x - f_{ba}^x)(f_{cx}^y - f_{xc}^y) \\
= & f_{bc}^x f_{ax}^y - f_{bc}^x f_{xa}^y - f_{cb}^x f_{ax}^y + f_{cb}^x f_{xa}^y + f_{ca}^x f_{bx}^y - f_{ca}^x f_{xb}^y \\
& - f_{ac}^x f_{bx}^y + f_{ac}^x f_{xb}^y + f_{ab}^x f_{cx}^y - f_{ab}^x f_{xc}^y - f_{ba}^x f_{cx}^y + f_{ba}^x f_{xc}^y \\
= & (f_{bc}^x f_{ax}^y - f_{ab}^x f_{xc}^y) + (f_{ca}^x f_{bx}^y - f_{bc}^x f_{xa}^y) - (f_{cb}^x f_{ax}^y - f_{ac}^x f_{xb}^y) \\
& - (f_{ba}^x f_{cx}^y - f_{cb}^x f_{xa}^y) + (f_{ab}^x f_{cx}^y - f_{ca}^x f_{xb}^y) - (f_{ac}^x f_{bx}^y - f_{ba}^x f_{xc}^y) \tag{E.9}
\end{aligned}$$

According to (E.8) all terms in parentheses on the right hand side of (E.9) are zero, which proves the theorem. ■

E.2 Lie algebras

Lie algebra is a vector space over real numbers \mathbb{R} with the additional operation called the *Lie bracket*. This operation is denoted $[A, B]$ and it maps two vectors A and B to a third vector. The Lie bracket is postulated to satisfy the following set of conditions⁶

$$\begin{aligned}
[A, B] &= -[B, A] \\
[A, B + C] &= [A, B] + [A, C] \\
[A, \lambda B] &= [\lambda A, B] = \lambda[A, B], \text{ for any } \lambda \in \mathbb{R} \\
0 &= [A, [B, C]] + [B, [C, A]] + [C, [A, B]] \tag{E.10}
\end{aligned}$$

From our discussion in the preceding section it is clear that generators of a Lie group form a Lie algebra, in which the role of the Lie bracket is played by the commutator of generators. Consider, for example, the group of rotations. In the matrix representation, the generators are linear combinations of matrices (D.25) - (D.26), i.e., they are arbitrary antisymmetric matrices satisfying $A^T = -A$. The commutator is represented by⁷

⁶equation (E.10) is called the *Jacobi identity*

⁷Note that this representation of the Lie bracket as a difference of two products can be used only when the generators are identified with matrices. This formula (as well as (E.11)) does not apply to abstract Lie algebras, because the product of two elements AB is not defined there.

$$[A, B] = AB - BA$$

which is also an antisymmetric matrix, because

$$(AB - BA)^T = B^T A^T - A^T B^T = BA - AB = -(AB - BA)$$

We will frequently use the following property of commutators in the matrix representation

$$\begin{aligned} [A, BC] &= ABC - BCA = ABC - BAC + BAC - BCA \\ &= (AB - BA)C + B(AC - CA) = [A, B]C + B[A, C] \end{aligned} \quad (\text{E.11})$$

The structure constants of the Lie algebra of the rotation group can be obtained by direct calculation from explicit expressions (D.25) - (D.26)

$$\begin{aligned} [\mathcal{J}_x, \mathcal{J}_y] &= \mathcal{J}_z \\ [\mathcal{J}_x, \mathcal{J}_z] &= -\mathcal{J}_y \\ [\mathcal{J}_y, \mathcal{J}_z] &= \mathcal{J}_x \end{aligned}$$

This can be written more compactly as

$$[\mathcal{J}_i, \mathcal{J}_j] = \sum_{k=1}^3 \epsilon_{ijk} \mathcal{J}_k$$

In the vicinity of the unit element, any Lie group element can be represented as exponent $\exp(x)$ of a Lie algebra element x (see equation (E.1)). As product of two group elements is another group element, we must have for any two Lie algebra elements x and y

$$\exp(x)\exp(y) = \exp(z) \quad (\text{E.12})$$

where z is also an element from the Lie algebra. Then there should exist a mapping in the Lie algebra which associates with any two elements x and y a

third element z , such that equation (E.12) is satisfied. The Baker-Campbell-Hausdorff theorem [WM62] gives us the explicit form of this mapping

$$\begin{aligned} z = & x + y + \frac{1}{2}[x, y] + \frac{1}{12}[[x, y], y] + \frac{1}{12}[[y, x], x] \\ & + \frac{1}{24}[[[y, x], x], y] - \frac{1}{720}[[[[x, y], y], y], y] + \frac{1}{360}[[[[x, y], y], y], x] \\ & + \frac{1}{360}[[[[y, x], x], x], y] - \frac{1}{120}[[[[x, y], y], x], y] - \frac{1}{120}[[[[y, x], x], y], x] \dots \end{aligned}$$

This means that Lie bracket relations in the Lie algebra contain full information about the group multiplication law in the vicinity of the unit element. In many cases, it is much easier to deal with generators and their Lie brackets than directly with group elements and their multiplication law.

In applications one often finds useful the following identity

$$\exp(ax)y \exp(-ax) = y + a[x, y] + \frac{a^2}{2!}[x, [x, y]] + \frac{a^3}{3!}[x, [x, [x, y]]] \dots \quad (\text{E.13})$$

where $a \in \mathbb{R}$. This formula can be proved by noticing that both sides are solutions of the same differential operator equation

$$\frac{dy(a)}{da} = [x, y(a)]$$

with the same initial condition $y(a) = y$.

There is a unique Lie algebra A_G corresponding to each Lie group G . However, there are many Lie groups with the same Lie algebra. These groups have the same structure in the vicinity of the unit element, but their global topological properties can be different.

A Lie *subalgebra* B of a Lie algebra A is a subspace in A which is closed with respect to the Lie bracket, i.e., if $x, y \in B$, then $[x, y] \in B$. If H is a subgroup of a Lie group G , then its Lie algebra A_H is a Lie subalgebra of A_G .

Appendix F

Hilbert space

F.1 Inner product

An *inner product space* H is defined as a complex vector space¹ which has a mapping from ordered pairs of vectors to complex numbers. This mapping is called the *inner product* $(|y\rangle, |x\rangle)$ and it satisfies the following properties

$$(|x\rangle, |y\rangle) = (|y\rangle, |x\rangle)^* \quad (\text{F.1})$$

$$(|z\rangle, \alpha|x\rangle + \beta|y\rangle) = \alpha(|z\rangle, |x\rangle) + \beta(|z\rangle, |y\rangle) \quad (\text{F.2})$$

$$(|x\rangle, |x\rangle) \in \mathbb{R} \quad (\text{F.3})$$

$$(|x\rangle, |x\rangle) \geq 0 \quad (\text{F.4})$$

$$(|x\rangle, |x\rangle) = 0 \Leftrightarrow |x\rangle = \mathbf{0} \quad (\text{F.5})$$

where α and β are complex numbers. Given inner product we can define the *distance* between two vectors by formula $d(|x\rangle, |y\rangle) \equiv \sqrt{(|x-y\rangle, |x-y\rangle)}$.

The inner product space H is called *complete* if any Cauchy sequence² of vectors in H converges to a vector in H . Analogously, a subspace in H is called a *closed subspace* if any Cauchy sequence of vectors belonging to the subspace converges to a vector in this subspace. The *Hilbert space* is simply a complete inner product space.³

¹See Appendix A.2. Vectors in H will be denoted by $|x\rangle$.

²Cauchy sequence is an infinite sequence of vectors $|x_i\rangle$ in which the distance between two vectors $|x_n\rangle$ and $|x_m\rangle$ tends to zero when their indices tend to infinity $n, m \rightarrow \infty$.

³The notions of completeness and closedness are rather technical. Finite dimensional

F.2 Orthonormal bases

Two vectors $|x\rangle$ and $|y\rangle$ are called *orthogonal* if $(|x\rangle, |y\rangle) = 0$. Vector $|x\rangle$ is called *unimodular* if $(|x\rangle, |x\rangle) = 1$. In Hilbert space we can consider *orthonormal* bases consisting of mutually orthogonal unimodular vectors $|e_i\rangle$ which satisfy

$$(|e_i\rangle, |e_j\rangle) = \begin{cases} 1, & \text{if } i = j \\ 0, & \text{if } i \neq j \end{cases}$$

or, using the Kronecker delta symbol

$$(|e_i\rangle, |e_j\rangle) = \delta_{ij} \tag{F.6}$$

Suppose that vectors $|x\rangle$ and $|y\rangle$ have components x_i and y_i , respectively, in this basis

$$\begin{aligned} |x\rangle &= x_1|e_1\rangle + x_2|e_2\rangle + \dots + x_n|e_n\rangle \\ |y\rangle &= y_1|e_1\rangle + y_2|e_2\rangle + \dots + y_n|e_n\rangle \end{aligned}$$

Then using (F.1), (F.2) and (F.6) we can express the inner product through vector components

$$\begin{aligned} (|x\rangle, |y\rangle) &= (x_1|e_1\rangle + x_2|e_2\rangle + \dots + x_n|e_n\rangle, y_1|e_1\rangle + y_2|e_2\rangle + \dots + y_n|e_n\rangle) \\ &= x_1^*y_1 + x_2^*y_2 + \dots + x_n^*y_n = \sum_i x_i^*y_i \end{aligned}$$

inner product spaces are always complete, and their subspaces are always closed. Although in quantum mechanics we normally deal with infinite-dimensional spaces, most properties having relevance to physics do not depend on the number of dimensions. So, we will ignore the difference between finite- and infinite-dimensional spaces and freely use finite n -dimensional examples in our proofs and demonstrations. In particular, we will tacitly assume that every subspace A is closed or forced to be closed by adding all vectors which are limits of Cauchy sequences in A .

F.3 Bra and ket vectors

The notation $(|x\rangle, |y\rangle)$ for the inner product is rather cumbersome. We will use instead a more convenient *bra-ket* formalism suggested by Dirac, which greatly simplifies manipulations with objects in the Hilbert space. Let us call vectors in the Hilbert space *ket* vectors. We define a *linear functional* $\langle f| : H \rightarrow \mathbb{C}$ as a function (denoted by $\langle f|x\rangle$) which maps each ket vector $|x\rangle$ in H to complex numbers in such a way that linearity is preserved, i.e.

$$\langle f|(\alpha|x\rangle + \beta|y\rangle) = \alpha\langle f|x\rangle + \beta\langle f|y\rangle$$

Since any linear combination $\alpha\langle f| + \beta\langle g|$ of functionals $\langle f|$ and $\langle g|$ is again a functional, then all functionals form a vector space (denoted H^*). The vectors in H^* will be called *bra* vectors. We can define an inner product in H^* so that it becomes a Hilbert space. To do that, let us choose an orthonormal basis $|e_i\rangle$ in H . Then each functional $\langle f|$ defines a set of complex numbers f_i which are values of this functional on the basis vectors

$$f_i = \langle f|e_i\rangle$$

These numbers define the functional uniquely, i.e., if two functionals $\langle f|$ and $\langle g|$ are different, then their values are different for at least one basis vector $|e_k\rangle$: $f_k \neq g_k$.⁴ Now we can define the inner product of bra vectors $\langle f|$ and $\langle g|$ by formula

$$(\langle f|, \langle g|) = \sum_i f_i g_i^*$$

and verify that it satisfies all properties of the inner product listed in (F.1) - (F.5). The Hilbert space H^* is called a *dual* of the Hilbert space H . Note that each vector $|y\rangle$ in H defines a unique linear functional $\langle y|$ in H^* by formula

$$\langle y|x\rangle \equiv (|y\rangle, |x\rangle) \tag{F.7}$$

⁴ Otherwise, using linearity we would be able to prove that the values of functionals $\langle f|$ and $\langle g|$ are equal on all vectors in H , i.e., $\langle f| = \langle g|$.

for each $|x\rangle \in H$. This bra vector $\langle y|$ will be called the dual of the ket vector $|y\rangle$. Equation (F.7) tells us that in order to calculate the inner product of $|y\rangle$ and $|x\rangle$ we should find the bra vector (functional) dual to $|y\rangle$ and then find its value on $|x\rangle$. So, the inner product is obtained by coupling bra and ket vectors $\langle x|y\rangle$, thus forming a closed *bra(c)ket* expression, which is a complex number.

Clearly, if $|x\rangle$ and $|y\rangle$ are different kets, then their dual bras $\langle x|$ and $\langle y|$ are different as well. We may notice that just like vectors in H^* define linear functionals on vectors in H , any vector $|x\rangle \in H$ also defines an *antilinear* functional on bra vectors by formula $\langle y|x\rangle$, i.e.,

$$(\alpha\langle y| + \beta\langle z|)|x\rangle = \alpha^*\langle y|x\rangle + \beta^*\langle z|x\rangle$$

Then applying the same arguments as above, we see that if $\langle y|$ is a bra vector, then there is a unique ket $|y\rangle$ such that for any $\langle x| \in H^*$ we have

$$\langle x|y\rangle = (\langle x|, \langle y|) \tag{F.8}$$

Thus we established an isomorphism of two Hilbert spaces H and H^* . This statement is known as the *Riesz theorem*.

Lemma F.1 *If kets $|e_i\rangle$ form an orthonormal basis in H , then dual bras $\langle e_i|$ also form an orthonormal basis in H^* .*

Proof. Suppose that $\langle e_i|$ do not form a basis. Then there is a nonzero vector $\langle z| \in H^*$ which is orthogonal to all $\langle e_i|$, and the values of the functional $\langle z|$ on all basis vectors $|e_i\rangle$ are zero, so $\langle z| = \mathbf{0}$. The orthonormality of $\langle e_i|$ follows from equations (F.8) and F.6)

$$(\langle e_i|, \langle e_j|) = \langle e_i|e_j\rangle = (|e_i\rangle, |e_j\rangle) = \delta_{ij}$$

■

The components x_i of a vector $|x\rangle$ in the basis $|e_i\rangle$ are conveniently represented in the bra-ket notation as

$$\langle e_i | x \rangle = \langle e_i | (x_1 |e_1\rangle + x_2 |e_2\rangle + \dots + x_n |e_n\rangle) \rangle = x_i$$

So we can write

$$|x\rangle = \sum_i |e_i\rangle x_i = \sum_i |e_i\rangle \langle e_i | x \rangle \quad (\text{F.9})$$

The bra vector $\langle y |$ dual to the ket $|y\rangle$ has complex conjugate components in the dual basis

$$\langle y | = \sum_i y_i^* \langle e_i | \quad (\text{F.10})$$

This can be verified by checking that the functional on the right hand side being applied to any vector $|x\rangle \in H$ yields

$$\sum_i y_i^* \langle e_i | x \rangle = \sum_i y_i^* x_i = (|y\rangle, |x\rangle) = \langle y | x \rangle$$

F.4 Tensor product of Hilbert spaces

Given two Hilbert spaces \mathcal{H}_1 and \mathcal{H}_2 one can construct a third Hilbert space \mathcal{H} which is called the *tensor product* of \mathcal{H}_1 and \mathcal{H}_2 and denoted by $\mathcal{H} = \mathcal{H}_1 \otimes \mathcal{H}_2$. For each pair of basis ket vectors $|i\rangle \in \mathcal{H}_1$ and $|j\rangle \in \mathcal{H}_2$ there is exactly one basis ket in \mathcal{H} , which is denoted by $|i\rangle \otimes |j\rangle$. Other vectors in \mathcal{H} are linear products of the basis kets $|i\rangle \otimes |j\rangle$ with complex coefficients.

The inner product of two basis vectors $|a_1\rangle \otimes |a_2\rangle \in \mathcal{H}$ and $|b_1\rangle \otimes |b_2\rangle \in \mathcal{H}$ is defined as $\langle a_1 | b_1 \rangle \langle a_2 | b_2 \rangle$. This inner product is extended to linear combinations of basis vectors by linearity.

F.5 Linear operators

Linear transformations of vectors in the Hilbert space (also called *operators*) play a very important role in quantum formalism. Such transformations

$$T|x\rangle = |x'\rangle$$

have the property

$$T(\alpha|x\rangle + \beta|y\rangle) = \alpha T|x\rangle + \beta T|y\rangle$$

for any two complex numbers α and β and any two vectors $|x\rangle$ and $|y\rangle$. Given an operator T we can find images of basis vectors

$$T|e_i\rangle = |e'_i\rangle$$

and find the expansion of these images in the original basis $|e_i\rangle$

$$|e'_i\rangle = \sum_j t_{ij}|e_j\rangle$$

Coefficients t_{ij} of this expansion are called the *matrix elements* of the operator T in the basis $|e_i\rangle$. In the bra-ket notation we can find a convenient expression for the matrix elements

$$\begin{aligned} \langle e_j|(T|e_i\rangle) &= \langle e_j|e'_i\rangle = \langle e_j|\sum_k t_{ik}|e_k\rangle = \sum_k t_{ik}\langle e_j|e_k\rangle = \sum_k t_{ik}\delta_{jk} \\ &= t_{ij} \end{aligned}$$

Knowing matrix elements of the operator T and components of vector $|x\rangle$ in the basis $|e_i\rangle$ one can always find the components of the transformed vector $|x'\rangle = T|x\rangle$

$$\begin{aligned} x'_i &= \langle e_i|x'\rangle = \langle e_i|(T|x\rangle) = \langle e_i|\sum_j (T|e_j\rangle)x_j = \sum_{jk} \langle e_i|e_k\rangle t_{kj}x_j \\ &= \sum_{jk} \delta_{ik}t_{kj}x_j = \sum_j t_{ij}x_j \end{aligned} \tag{F.11}$$

In the bra-ket notation, the operator T has the form

$$T = \sum_{ij} |e_i\rangle t_{ij} \langle e_j| \quad (\text{F.12})$$

Indeed, by applying the right hand side of equation (F.12) to arbitrary vector $|x\rangle$ we obtain

$$\sum_{ij} |e_i\rangle t_{ij} \langle e_j|x\rangle = \sum_{ij} |e_i\rangle t_{ij} x_j = \sum_i x'_i |e_i\rangle = |x'\rangle = T|x\rangle$$

F.6 Matrices and operators

Sometimes it is convenient to represent vectors and operators in the Hilbert space \mathcal{H} in a matrix notation. Let us fix an orthonormal basis $|e_i\rangle \in \mathcal{H}$ and represent each ket vector $|y\rangle$ by a column of its components

$$|y\rangle = \begin{bmatrix} y_1 \\ y_2 \\ \vdots \\ y_n \end{bmatrix}$$

The bra vector $\langle x|$ will be represented by a row

$$\langle x| = [x_1^*, x_2^*, \dots, x_n^*]$$

of complex conjugate components in the dual basis $\langle e_i|$. Then the inner product is obtained by the usual “row by column” matrix multiplication rule.

$$\langle x|y\rangle = [x_1^*, x_2^*, \dots, x_n^*] \begin{bmatrix} y_1 \\ y_2 \\ \vdots \\ y_n \end{bmatrix} = \sum_i x_i^* y_i$$

Matrix elements of the operator T in (F.12) can be conveniently arranged in the *matrix*

$$T = \begin{bmatrix} t_{11} & t_{12} & \dots & t_{1n} \\ t_{21} & t_{22} & \dots & t_{2n} \\ \vdots & \vdots & \ddots & \vdots \\ t_{n1} & t_{n2} & \dots & t_{nn} \end{bmatrix}$$

Then the action of the operator T on a vector $|x'\rangle = T|x\rangle$ can be represented as a product of the matrix corresponding to T and the column vector $|x\rangle$ ⁵

$$\begin{bmatrix} x'_1 \\ x'_2 \\ \vdots \\ x'_n \end{bmatrix} = \begin{bmatrix} t_{11} & t_{12} & \dots & t_{1n} \\ t_{21} & t_{22} & \dots & t_{2n} \\ \vdots & \vdots & \ddots & \vdots \\ t_{n1} & t_{n2} & \dots & t_{nn} \end{bmatrix} \begin{bmatrix} x_1 \\ x_2 \\ \vdots \\ x_n \end{bmatrix} = \begin{bmatrix} \sum_j t_{1j}x_j \\ \sum_j t_{2j}x_j \\ \vdots \\ \sum_j t_{nj}x_j \end{bmatrix}$$

So, each operator has a unique matrix and each $n \times n$ matrix defines a unique linear operator. This establishes an isomorphism between operators and matrices. In what follows we will often use the terms *operator* and *matrix* interchangeably.

The matrix corresponding to the *identity operator* is δ_{ij} , i.e., the unit matrix

$$I = \begin{bmatrix} 1 & 0 & \dots & 0 \\ 0 & 1 & \dots & 0 \\ \vdots & \vdots & \ddots & \vdots \\ 0 & 0 & \dots & 1 \end{bmatrix}$$

A *diagonal operator* has diagonal matrix $d_i\delta_{ij}$

$$D = \begin{bmatrix} d_1 & 0 & \dots & 0 \\ 0 & d_2 & \dots & 0 \\ \vdots & \vdots & \ddots & \vdots \\ 0 & 0 & \dots & d_n \end{bmatrix}$$

⁵compare with (F.11)

The action of operators in the dual space \mathcal{H}^* will be denoted by multiplying bra row by the operator matrix from the right

$$[y'_1, y'_2, \dots, y'_n] = [y_1, y_2, \dots, y_n] \begin{bmatrix} s_{11} & s_{12} & \dots & s_{1n} \\ s_{21} & s_{22} & \dots & s_{2n} \\ \vdots & \vdots & \ddots & \vdots \\ s_{n1} & s_{n2} & \dots & s_{nn} \end{bmatrix}$$

or symbolically

$$\begin{aligned} y'_i &= \sum_j y_j s_{ji} \\ \langle y'| &= \langle y|S \end{aligned}$$

Suppose that operator T with matrix t_{ij} in the ket space H transforms vector $|x\rangle$ to $|y\rangle$, i.e.,

$$y_i = \sum_j t_{ij} x_j \quad (\text{F.13})$$

What is the matrix of operator S in the bra space H^* which connects corresponding dual vectors $\langle x|$ and $\langle y|$? As $\langle x|$ and $\langle y|$ have components complex conjugate to those of $|x\rangle$ and $|y\rangle$, and S acts on bra vectors from the right, we can write

$$y_i^* = \sum_j x_j^* s_{ji} \quad (\text{F.14})$$

On the other hand, taking complex conjugate of equation (F.13) we obtain

$$y_i^* = \sum_j t_{ij}^* x_j^*$$

Comparing this with (F.14) we have

$$s_{ij} = t_{ji}^*$$

This means that the matrix representing the action of the operator T in the dual space H^* , is different from the matrix T in that rows are substituted by columns,⁶ and matrix elements are complex-conjugated. This combined operation “transposition + complex conjugation” is called *Hermitian conjugation*. Hermitian conjugate (or *adjoint*) of operator T is denoted T^\dagger . In particular, we can write

$$\langle x|(T|y\rangle) = (\langle x|T^\dagger)|y\rangle \quad (\text{F.15})$$

$$\det(T^\dagger) = (\det(T))^* \quad (\text{F.16})$$

F.7 Functions of operators

The sum of two operators A and B and the multiplication of an operator A by a complex number λ are easily expressed in terms of matrix elements

$$\begin{aligned} (A + B)_{ij} &= a_{ij} + b_{ij} \\ (\lambda A)_{ij} &= \lambda a_{ij} \end{aligned}$$

We can define the product AB of two operators as the transformation obtained by a sequential application of B and then A . This product is also a linear transformation, i.e., an operator. The matrix of the product AB is the “row-by-column” product of their matrices a_{ij} and b_{ij}

$$(AB)_{ij} = \sum_k a_{ik} b_{kj}$$

Lemma F.2 *Adjoint of a product of operators is equal to the product of adjoint operators in the opposite order.*

$$(AB)^\dagger = B^\dagger A^\dagger$$

⁶This is equivalent to the reflection of the matrix with respect to the main diagonal. Such matrix operation is called *transposition*.

Proof.

$$(AB)_{ij}^\dagger = (AB)_{ji}^* = \sum_k a_{jk}^* b_{ki}^* = \sum_k b_{ki}^* a_{jk}^* = \sum_k (B^\dagger)_{ik} (A^\dagger)_{kj} = (B^\dagger A^\dagger)_{ij}$$

■

The *inverse operator* A^{-1} is defined by its two properties

$$A^{-1}A = AA^{-1} = I$$

The corresponding matrix is the inverse of the matrix A .

Using the basic operations of addition, multiplication, and inversion we can define various functions $f(A)$ of the operator A . For example, the exponential function is defined by its Taylor series

$$e^F = 1 + F + \frac{1}{2!}F^2 + \dots \quad (\text{F.17})$$

For any two operators A and B the expression

$$[A, B] \equiv AB - BA \quad (\text{F.18})$$

is called the *commutator*. We say that two operators A and B *commute* with each other if $[A, B] = 0$. Clearly, any two powers of A commute: $[A^n, A^m] = 0$, and $[A, A^{-1}] = 0$. Consequently, any two functions of A commute as well: $[f(A), g(A)] = 0$.

Trace of a matrix is defined as a sum of its diagonal elements

$$\text{Tr}(A) = \sum_i A_{ii}$$

Lemma F.3 *Trace of a product of operators is invariant with respect to any cyclic permutation of factors.*

Proof. Take for example a trace of the product of three operators

$$\text{Tr}(ABC) = \sum_{ijk} A_{ij} B_{jk} C_{ki}$$

Then

$$\text{Tr}(BCA) = \sum_{ijk} B_{ij} C_{jk} A_{ki}$$

Changing in this expression summation indices $k \rightarrow i$, $i \rightarrow j$, and $j \rightarrow k$, we obtain

$$\text{Tr}(BCA) = \sum_{ijk} B_{jk} C_{ki} A_{ij} = \text{Tr}(ABC)$$

■

We can define two classes of operators (and their matrices) which play important roles in quantum mechanics (see Table F.1). These are Hermitian and unitary operators. We call operator T *Hermitian* or *self-adjoint* if

$$T = T^\dagger \tag{F.19}$$

For a Hermitian T we can write

$$\begin{aligned} t_{ii} &= t_{ii}^* \\ t_{ij} &= t_{ji}^* \end{aligned} \tag{F.20}$$

i.e., diagonal matrix elements are real, and non-diagonal matrix elements symmetrical with respect to the main diagonal are complex conjugates of each other. Moreover, from equations (F.15) and (F.19) we can calculate the inner product of vectors $\langle x|$ and $T|y\rangle$ with a Hermitian T

$$\langle x|(T|y\rangle) = (\langle x|T^\dagger)|y\rangle = (\langle x|T)|y\rangle \equiv \langle x|T|y\rangle$$

Table F.1: Actions on operators and types of linear operators in the Hilbert space

	Symbolic	Condition on matrix elements or eigenvalues
Action on operators		
Complex conjugation	$A \rightarrow A^*$	$(A^*)_{ij} = A_{ij}^*$
Transposition	$A \rightarrow A^T$	$(A^T)_{ij} = A_{ji}$
Hermitian conjugation	$A \rightarrow A^\dagger = (A^*)^T$	$(A^\dagger)_{ij} = A_{ji}^*$
Inversion	$A \rightarrow A^{-1}$	inverse eigenvalues
Determinant	$\det(A)$	product of eigenvalues
Trace	$Tr(A)$	$\sum_i A_{ii}$
Types of operators		
Identity	I	$I_{ij} = \delta_{ij}$
Diagonal	D	$D_{ij} = d_i \delta_{ij}$
Hermitian	$A = A^\dagger$	$A_{ij} = A_{ji}^*$
AntiHermitian	$A = -A^\dagger$	$A_{ij} = -A_{ji}^*$
Unitary	$A^{-1} = A^\dagger$	unimodular eigenvalues
Projection	$A = A^\dagger, A^2 = A$	eigenvalues 0 and 1 only

From this symmetric notation it is clear that a Hermitian T can act either to the right (on $|y\rangle$) or to the left (on $\langle x|$)

Operator U is called *unitary* if

$$U^{-1} = U^\dagger$$

or, equivalently

$$U^\dagger U = U U^\dagger = I$$

A unitary operator preserves the inner product of vectors, i.e.,

$$\langle Ua|Ub \rangle \equiv (\langle a|U^\dagger)(U|b \rangle) = \langle a|U^{-1}U|b \rangle = \langle a|I|b \rangle = \langle a|b \rangle \quad (\text{F.21})$$

Lemma F.4 *If F is an Hermitian operator then $U = e^{iF}$ is unitary.*

Proof.

$$U^*U = (e^{iF})^\dagger(e^{iF}) = e^{-iF^\dagger} e^{iF} = e^{-iF} e^{iF} = e^{-iF+iF} = e^0 = I$$

■

Lemma F.5 *Determinant of a unitary matrix U is unimodular.*

Proof. We use equation (F.16) to write

$$|\det(U)|^2 = \det(U)(\det(U))^* = \det(U) \det(U^\dagger) = \det(UU^\dagger) = \det(I) = 1$$

■

Operator A is called *antilinear* if $A(\alpha|x\rangle + \beta|y\rangle) = \alpha^* A|x\rangle + \beta^* A|y\rangle$ for any complex α and β . An antilinear operator with the property $\langle Ay|Ax\rangle = \langle y|x\rangle^*$ is called *antiunitary*.

F.8 Linear operators in different orthonormal bases

So far, we have been working with matrix elements of operators in a fixed orthonormal basis $|e_i\rangle$. However, in a different basis the operator is represented by a different matrix. Nevertheless, we are going to show that properties of operators defined above remain valid in all orthonormal basis sets. In other words, we would like to demonstrate that above operator properties are basis-independent.

Theorem F.6 *$|e_i\rangle$ and $|e'_i\rangle$ are two orthonormal bases if and only if there exists a unitary operator U such that*

$$U|e_i\rangle = |e'_i\rangle \tag{F.22}$$

Proof. The basis $|e'_i\rangle$ obtained by applying a unitary transformation U to the orthonormal basis $|e_i\rangle$ is orthonormal, because unitary transformations preserve inner products of vectors (F.21). To prove the reverse statement let us form a matrix

$$\begin{bmatrix} \langle e_1|e'_1\rangle & \langle e_1|e'_2\rangle & \dots & \langle e_1|e'_n\rangle \\ \langle e_2|e'_1\rangle & \langle e_2|e'_2\rangle & \dots & \langle e_2|e'_n\rangle \\ \vdots & \vdots & \ddots & \vdots \\ \langle e_n|e'_1\rangle & \langle e_n|e'_2\rangle & \dots & \langle e_n|e'_n\rangle \end{bmatrix}$$

with matrix elements

$$u_{ji} = \langle e_j|e'_i\rangle$$

The operator U corresponding to this matrix can be written as

$$U = \sum_{jk} |e_j\rangle u_{jk} \langle e_k| = \sum_{jk} |e_j\rangle \langle e_j|e'_k\rangle \langle e_k|$$

So, acting on the vector $|e_i\rangle$

$$\begin{aligned} U|e_i\rangle &= \sum_{jk} |e_j\rangle \langle e_j|e'_k\rangle \langle e_k|e_i\rangle = \sum_{jk} |e_j\rangle \langle e_j|e'_k\rangle \delta_{ki} = \sum_j |e_j\rangle \langle e_j|e'_i\rangle \\ &= |e'_i\rangle \end{aligned}$$

it makes vector $|e'_i\rangle$ as required. Moreover, this operator is unitary because⁷

$$\begin{aligned} (UU^\dagger)_{ij} &= \sum_k u_{ik} u_{jk}^* = \sum_k \langle e'_i|e_k\rangle \langle e'_j|e_k\rangle^* = \sum_k \langle e'_i|e_k\rangle \langle e_k|e'_j\rangle = \langle e'_i|e'_j\rangle \\ &= \delta_{ij} = I_{ij} \end{aligned}$$

⁷Here we use the following representation of the identity operator

$$I = \sum_i |e_i\rangle \langle e_i| \tag{F.23}$$

which is valid in each orthonormal basis $|e_i\rangle$.

■

If F is operator with matrix elements f_{ij} in the basis $|e_k\rangle$, then its matrix elements f'_{ij} in the basis $|e'_k\rangle = U|e_k\rangle$ can be obtained by formula

$$\begin{aligned} f'_{ij} &= \langle e'_i | F | e'_j \rangle = (\langle e_i | U^\dagger) F (U | e_j \rangle) = \langle e_i | U^\dagger F U | e_j \rangle \\ &= \langle e_i | U^{-1} F U | e_j \rangle \end{aligned} \quad (\text{F.24})$$

Equation (F.24) can be viewed from two different but equivalent perspectives. One can regard (F.24) either as matrix elements of F in the new basis set $U|e_i\rangle$ (a *passive* view) or as matrix elements of the transformed operator $U^{-1}FU$ in the original basis set $|e_i\rangle$ (an *active* view).

When the basis is changing, the matrix of the operator changes as well, but the operator's type remains the same. If operator F is Hermitian, then in the new basis⁸

$$(F')^\dagger = (U^{-1}FU)^\dagger = U^\dagger F^\dagger (U^{-1})^\dagger = U^{-1}FU = F'$$

it is Hermitian as well.

If operator V is unitary, then for the transformed operator V' we have

$$\begin{aligned} (V')^\dagger V' &= (U^{-1}VU)^\dagger V' = U^\dagger V^\dagger (U^{-1})^\dagger V' = U^{-1}V^\dagger U V' = U^{-1}V^\dagger U U^{-1} V U \\ &= U^{-1}V^\dagger V U = U^{-1}U = I \end{aligned}$$

so, V' is also unitary.

Lemma F.7 *The trace of an operator is basis-independent.*

Proof. From Lemma F.3 we obtain

$$\text{Tr}(U^{-1}AU) = \text{Tr}(AUU^{-1}) = \text{Tr}(A)$$

■

⁸adopting the active view and omitting symbols for basis vectors

F.9 Diagonalization of Hermitian and unitary matrices

We see that the choice of basis in the Hilbert space is a matter of convenience. So, when performing calculations it is always a good idea to choose a basis in which operators have the simplest form, e.g., diagonal. It appears that Hermitian and unitary operators can always be made diagonal by an appropriate choice of basis. Suppose that vector $|x\rangle$ satisfies equation

$$F|x\rangle = \lambda|x\rangle$$

where λ is a complex number called *eigenvalue* of the operator F . Then $|x\rangle$ is called *eigenvector* of the operator F .

Theorem F.8 (spectral theorem) *For any Hermitian or unitary operator F there is an orthonormal basis $|e_i\rangle$ such that*

$$F|e_i\rangle = f_i|e_i\rangle \quad (\text{F.25})$$

where f_i are complex numbers.

For the proof of this theorem see ref. [Rud91].

Equation (F.25) means that the matrix of the operator F is diagonal in the basis $|e_i\rangle$

$$F = \begin{bmatrix} f_1 & 0 & \dots & 0 \\ 0 & f_2 & \dots & 0 \\ \vdots & \vdots & \ddots & \vdots \\ 0 & 0 & \dots & f_n \end{bmatrix} \quad (\text{F.26})$$

and according to (F.12) each Hermitian or unitary operator can be expressed through its eigenvectors and eigenvalues

$$F = \sum_i |e_i\rangle f_i \langle e_i| \quad (\text{F.27})$$

Lemma F.9 *Eigenvalues of a Hermitian operator are real.*

Proof. Any Hermitian operator can be brought to the diagonal form (F.26) with eigenvalues on the diagonal. It follows from (F.20) that these diagonal matrix elements are real. ■

Lemma F.10 *Eigenvalues of an unitary operator are unimodular.*

Proof. Using representation (F.27) we can write

$$\begin{aligned} I &= UU^\dagger = \left(\sum_i |e_i\rangle f_i \langle e_i| \right) \left(\sum_j |e_j\rangle f_j^* \langle e_j| \right) \\ &= \sum_{ij} f_i f_j^* |e_i\rangle \langle e_i| e_j \langle e_j| = \sum_{ij} f_i f_j^* |e_i\rangle \delta_{ij} \langle e_j| = \sum_i |f_i|^2 |e_i\rangle \langle e_i| \end{aligned}$$

Since all eigenvalues of the identity operator are 1, we obtain $|f_i|^2 = 1$. ■

One benefit of diagonalization is that functions of operators are easily defined in the diagonal form. If operator A has a diagonal form

$$A = \begin{bmatrix} a_1 & 0 & \dots & 0 \\ 0 & a_2 & \dots & 0 \\ \vdots & \vdots & \ddots & \vdots \\ 0 & 0 & \dots & a_n \end{bmatrix}$$

then operator $f(A)$ (in the same basis) has the form

$$f(A) = \begin{bmatrix} f(a_1) & 0 & \dots & 0 \\ 0 & f(a_2) & \dots & 0 \\ \vdots & \vdots & \ddots & \vdots \\ 0 & 0 & \dots & f(a_n) \end{bmatrix}$$

For example, the matrix of the inverse operator is⁹

⁹Note that inverse operator A^{-1} is defined only if all eigenvalues of A are nonzero.

$$A^{-1} = \begin{bmatrix} a_1^{-1} & 0 & \dots & 0 \\ 0 & a_2^{-1} & \dots & 0 \\ \vdots & \vdots & \ddots & \vdots \\ 0 & 0 & \dots & a_n^{-1} \end{bmatrix}$$

From Lemma F.10, there is a basis in which the matrix of unitary operator U is diagonal

$$U = \begin{bmatrix} e^{if_1} & 0 & \dots & 0 \\ 0 & e^{if_2} & \dots & 0 \\ \vdots & \vdots & \ddots & \vdots \\ 0 & 0 & \dots & e^{if_n} \end{bmatrix}$$

with real f_i . It then follows that each unitary operator can be represented as

$$U = e^{iF}$$

where F is Hermitian

$$F = \begin{bmatrix} f_1 & 0 & \dots & 0 \\ 0 & f_2 & \dots & 0 \\ \vdots & \vdots & \ddots & \vdots \\ 0 & 0 & \dots & f_n \end{bmatrix}$$

Together with Lemma F.4 this establishes an isomorphism between the sets of Hermitian and unitary operators.

Lemma F.11 *Unitary transformation of a Hermitian or unitary operator does not change the spectrum of its eigenvalues.*

Proof. If $|\psi_k\rangle$ is eigenvector of M with eigenvalue m_k

$$M|\psi_k\rangle = m_k|\psi_k\rangle$$

then vector $|U\psi_k\rangle$ is eigenvector of the unitarily transformed operator $M' = UMU^{-1}$ with the same eigenvalue

$$M'(U|\psi_k\rangle) = UMU^{-1}(U|\psi_k\rangle) = UM|\psi_k\rangle = Um_k|\psi_k\rangle = m_k(U|\psi_k\rangle)$$

■

Appendix G

Subspaces and projection operators

G.1 Projections

Two subspaces A and B in the Hilbert space \mathcal{H} are called *orthogonal* (denoted $A \perp B$) if any vector from A is orthogonal to any vector from B . The span of all vectors which are orthogonal to A is called the *orthogonal complement* to the subspace A and denoted A' .

For a subspace A (with $\dim(A) = m$) in the Hilbert space \mathcal{H} (with $\dim(\mathcal{H}) = n > m$) we can select an orthonormal basis $|e_i\rangle$ such that first m vectors with indices $i = 1, 2, \dots, m$ belong to A and vectors with indices $i = m + 1, m + 2, \dots, n$ belong to the orthogonal complement A' . Then for each vector $|y\rangle$ we can write

$$|y\rangle = \sum_i^n |e_i\rangle \langle e_i | y \rangle = \sum_{i=1}^m |e_i\rangle \langle e_i | y \rangle + \sum_{i=m+1}^n |e_i\rangle \langle e_i | y \rangle$$

The first sum lies entirely in A and is denoted by $|y_{\parallel}\rangle$. The second sum lies in A' and is denoted $|y_{\perp}\rangle$. This means that we can always make a decomposition of $|y\rangle$ into two uniquely defined mutually orthogonal components $|y_{\parallel}\rangle$ and $|y_{\perp}\rangle$ ¹

¹We will also say that Hilbert space H is represented as a *direct sum* ($H = A \oplus A'$) of *orthogonal subspaces* A and A' .

$$\begin{aligned} |y\rangle &= |y_{\parallel}\rangle + |y_{\perp}\rangle \\ |y_{\parallel}\rangle &\in A \\ |y_{\perp}\rangle &\in A' \end{aligned}$$

Then we can define a linear operator P_A called *projection* on the subspace A which associates with any vector $|y\rangle$ its component in the subspace A

$$P_A|y\rangle = |y_{\parallel}\rangle$$

The subspace A is called the *range* of the projection P_A . In the bra-ket notation we can also write

$$P_A = \sum_{i=1}^m |e_i\rangle\langle e_i|$$

so that in the above basis $|e_i\rangle$ the operator P_A has diagonal matrix with first m diagonal entries equal to 1, and all others equal to 0. From this, it immediately follows that

$$P_{A'} = 1 - P_A$$

A set of projections P_{α} on mutually orthogonal subspaces H_{α} is called *decomposition of unity* if

$$1 = \sum_{\alpha} P_{\alpha}$$

or, equivalently

$$H = \bigoplus_{\alpha} H_{\alpha}$$

Thus P_A and $P_{A'}$ provide an example of the decomposition of unity.

Theorem G.1 *Operator P is a projection if and only if P is Hermitian and $P^2 = P$.*

Proof. For Hermitian P , there is a basis $|e_i\rangle$ in which this operator is diagonal.

$$P = \sum_i |e_i\rangle p_i \langle e_i|$$

Then

$$\begin{aligned} 0 &= P^2 - P = \left(\sum_i |e_i\rangle p_i \langle e_i| \right) \left(\sum_j |e_j\rangle p_j \langle e_j| \right) - \sum_i |e_i\rangle p_i \langle e_i| \\ &= \sum_{ij} |e_i\rangle p_i p_j \delta_{ij} \langle e_j| - \sum_i |e_i\rangle p_i \langle e_i| = \sum_i |e_i\rangle (p_i^2 - p_i) \langle e_i| \end{aligned}$$

Therefore $p_i^2 - p_i = 0$ and either $p_i = 0$ or $p_i = 1$. From this we conclude that P is a projection on the subspace spanning eigenvectors with eigenvalue 1.

To prove the inverse statement we note that any projection operator is Hermitian because it has real eigenvalues 1 and 0. Furthermore, for any vector $|y\rangle$

$$P^2|y\rangle = P|y_{\parallel}\rangle = |y_{\parallel}\rangle = P|y\rangle$$

which proves that $P^2 = P$. ■

G.2 Commuting operators

Lemma G.2 *Subspaces A and B are orthogonal if and only if $P_A P_B = P_B P_A = 0$.*

Proof. Assume that

$$P_A P_B = P_B P_A = 0 \tag{G.1}$$

and suppose that there is vector $|y\rangle \in B$ such that $|y\rangle$ is not orthogonal to A . Then $P_A|y\rangle = |y_A\rangle \neq \mathbf{0}$. From these properties we obtain

$$\begin{aligned} P_AP_B|y\rangle &= P_A|y\rangle = |y_A\rangle = P_A|y_A\rangle \\ P_BP_A|y\rangle &= P_B|y_A\rangle \end{aligned}$$

From the commutativity of P_A and P_B we obtain

$$\begin{aligned} P_A|y_A\rangle &= P_AP_B|y\rangle = P_BP_A|y\rangle = P_B|y_A\rangle \\ P_AP_B|y_A\rangle &= P_AP_A|y_A\rangle = P_A|y_A\rangle \neq \mathbf{0} \end{aligned}$$

So, we found a vector $|y_A\rangle$ for which $P_AP_B|y_A\rangle \neq \mathbf{0}$ in disagreement with our original assumption (G.1).

The inverse statement is proven as follows. For each vector $|x\rangle$, the projection $P_A|x\rangle$ is in the subspace A . If A and B are orthogonal, then the second projection $P_BP_A|x\rangle$ yields zero vector. The same arguments show that $P_AP_B|x\rangle = \mathbf{0}$, and $P_AP_B = P_BP_A$. ■

Lemma G.3 *If $A \perp B$ then $P_A + P_B$ is the projection on the direct sum $A \oplus B$.*

Proof. If we build an orthonormal basis $|e_i\rangle$ in $A \oplus B$ such that first $\dim(A)$ vectors belong to A , and next $\dim(B)$ vectors belong to B , then

$$P_A + P_B = \sum_{i=1}^{\dim(A)} |e_i\rangle\langle e_i| + \sum_{j=1}^{\dim(B)} |e_j\rangle\langle e_j| = P_{A \oplus B}$$

■

Lemma G.4 *If $A \subseteq B$ (A is a subspace of B) then*

$$P_AP_B = P_BP_A = P_A$$

Proof. If $A \subseteq B$ then there exists a subspace C in B such that $C \perp A$ and $B = A \oplus C$.² According to Lemmas G.2 and G.3

$$\begin{aligned} P_A P_C &= P_C P_A = 0 \\ P_B &= P_A + P_C \\ P_A P_B &= P_A (P_A + P_C) = P_A^2 = P_A \\ P_B P_A &= (P_A + P_C) P_A = P_A \end{aligned}$$

■

If there exist three mutually orthogonal subspaces X , Y , and Z , such that $A = X \oplus Y$ and $B = X \oplus Z$, then subspaces A and B (and projections P_A and P_B) are called *compatible*.

Lemma G.5 *Subspaces A and B are compatible if and only if their corresponding projections commute*

$$[P_A, P_B] = 0$$

Proof. Let us first show that if $[P_A, P_B] = 0$ then $P_A P_B = P_B P_A = P_{A \cap B}$ is the projection on the intersection of subspaces A and B .

First we find that

$$(P_A P_B)^2 = P_A P_B P_A P_B = P_A^2 P_B^2 = P_A P_B$$

and that operator $P_A P_B$ is Hermitian, because

$$(P_A P_B)^\dagger = P_B^\dagger P_A^\dagger = P_B P_A = P_A P_B$$

Therefore, $P_A P_B$ is a projection by Theorem G.1. If $A \perp B$, then the direct statement of the Lemma follows from Lemma G.2. Suppose that A and B are not orthogonal and denote $C = A \cap B$ (C can be empty, of course). We can always represent $A = C \oplus X$ and $B = C \oplus Y$, therefore

²This subspace is composed of vectors in B , which are orthogonal to A .

$$\begin{aligned}
P_A &= P_C + P_X \\
P_B &= P_C + P_Y \\
[P_C, P_X] &= 0 \\
[P_C, P_Y] &= 0
\end{aligned}$$

We are left to show that X and Y are orthogonal. This follows from the commutator

$$\begin{aligned}
0 &= [P_A, P_B] = [P_C + P_X, P_C + P_Y] \\
&= [P_C, P_C] + [P_C, P_Y] + [P_X, P_C] + [P_X, P_Y] = [P_X, P_Y]
\end{aligned}$$

Let us now prove the inverse statement. From the compatibility of A and B it follows that

$$\begin{aligned}
P_A &= P_X + P_Y \\
P_B &= P_X + P_Z \\
P_X P_Y &= P_X P_Z = P_Y P_Z = 0 \\
[P_A, P_B] &= [P_X + P_Y, P_X + P_Z] = 0
\end{aligned}$$

■

Lemma G.6 *If projection P is compatible with all other projections in the Hilbert space, then either $P = 0$ or $P = 1$.*

Proof. Suppose that $P \neq 0$ and $P \neq 1$. Then P has a non-empty range A , which is different from \mathcal{H} . So, the orthogonal complement A' is not empty as well. Choose an arbitrary vector y with non-zero components $|y_{\parallel}\rangle$ and $|y_{\perp}\rangle$ with respect to A . Then it is easy to show that projection on $|y\rangle$ does not commute with P . Therefore, by Lemma G.5 this projection is not compatible with P . ■

Note that two or more eigenvectors of a Hermitian operator F may correspond to the same eigenvalue (such an eigenvalue is called *degenerate*). Then

any linear combination of these eigenvectors is again an eigenvector with the same eigenvalue. The span of all eigenvectors with the same eigenvalue f is called the *eigensubspace* of the operator F , and one can associate a projection P_f on this subspace with eigenvalue f . Then Hermitian operator F can be written as

$$F = \sum_f f P_f \quad (\text{G.2})$$

where index f now runs over all distinct eigenvalues of F and P_f are referred to as *spectral projections* of F . This means that each Hermitian operator defines a unique decomposition of unity $I = \sum_f P_f$. Inversely, if P_f is a decomposition of unity and f are real numbers then equation (G.2) defines a unique Hermitian operator.

Lemma G.7 *If two Hermitian operators F and G commute then all spectral projections of F commute with G .*

Proof. Consider operator P which is a spectral projection of F . Take any vector $|x\rangle$ in the range of P , i.e.,

$$\begin{aligned} P|x\rangle &= |x\rangle \\ F|x\rangle &= f|x\rangle \end{aligned}$$

for some real f . Let us first prove that the vector $G|x\rangle$ also lies in the range of P . Indeed, using the commutativity of F and G we obtain

$$FG|x\rangle = GF|x\rangle = Gf|x\rangle = fG|x\rangle$$

This means that operator G leaves all eigensubspaces of F invariant. Then for any vector $|x\rangle$ the vectors $P|x\rangle$ and $GP|x\rangle$ lie in the range of P . Therefore

$$PGP = GP \quad (\text{G.3})$$

Taking adjoint of both sides we obtain

$$PGP = PG \quad (\text{G.4})$$

Now subtracting (G.4) from (G.3) we obtain

$$[G, P] = GP - PG = 0$$

■

Theorem G.8 *Two Hermitian operators F and G commute if and only if all their spectral projections commute.*

Proof. We write

$$F = \sum_i f_i P_i \quad (\text{G.5})$$

$$G = \sum_j g_j Q_j \quad (\text{G.6})$$

If $[P_i, Q_j] = 0$ for all i, j , then obviously $[F, G] = 0$. To prove the reverse statement we notice that from Lemma G.7 each spectral projection P_i commutes with G . From the same Lemma it follows that each spectral projection of G commutes with P_i . ■

Theorem G.9 *If two Hermitian operators F in (G.5) and G in (G.6) commute then there is a basis $|e_i\rangle$ in which both F and G are diagonal, i.e., $|e_i\rangle$ are common eigenvectors of F and G .*

Proof. The identity operator can be written in three different ways

$$I = \sum_i P_i$$

$$I = \sum_j Q_j$$

$$I = I \cdot I = \left(\sum_i P_i \right) \left(\sum_j Q_j \right) = \sum_{ij} P_i Q_j$$

where P_i and Q_j are spectral projections of operators F and G , respectively. Since F and G commute, the operators $P_i Q_j$ with different i and/or j are projections on mutually orthogonal subspaces. So, these projections form a spectral decomposition of unity, and the desired basis is obtained by coupling bases in the subspaces $P_i Q_j$. ■

Appendix H

Representations of groups

A *representation* of a group G is a *homomorphism*¹ between the group G and the group of linear transformations in a vector space. In other words, to each group element g there corresponds a matrix U_g with non-zero determinant.² The group multiplication is represented by the matrix product and the following conditions are satisfied

$$\begin{aligned}U_{g_1}U_{g_2} &= U_{g_1g_2} \\U_{g^{-1}} &= U_g^{-1} \\U_e &= I\end{aligned}$$

Each group has a *trivial* representation in which each group element is represented by the identity operator. If the linear space of the representation is a Hilbert space \mathcal{H} , then we can define a particularly useful class of *unitary* representations. These representations are made of unitary operators.

H.1 Unitary representations of groups

Two representations U_g and U'_g of a group G in the Hilbert space \mathcal{H} are called *unitarily equivalent* if there exists a unitary operator V such that for each $g \in G$

¹homomorphism = a mapping that preserves group operations

²Matrices with zero determinant cannot be inverted, so they cannot represent group elements.

$$U'_g = VU_gV^{-1} \quad (\text{H.1})$$

Having two representations U_g and V_g in Hilbert spaces H_1 and H_2 respectively, we can always build another representation W_g in the Hilbert space $H = H_1 \oplus H_2$ by joining two matrices in the block diagonal form.

$$W_g = \begin{bmatrix} U_g & 0 \\ 0 & V_g \end{bmatrix} \quad (\text{H.2})$$

This is called the *direct sum* of two representations. The direct sum is denoted by the sign \oplus

$$W_g = U_g \oplus V_g$$

A representation is called *reducible* if there is a unitary transformation (H.1) that brings representation matrices to the block diagonal form (H.2) for all g . Otherwise, the representation is called *irreducible*.

Casimir operators are operators which commute with all representatives of group elements.

Lemma H.1 (Schur's first lemma [Hsi00]) *Casimir operators of an unitary irreducible representation of any group are constant multiples of the unit matrix.*

From Appendix E.1 we know that elements of any Lie group in the vicinity of the unit element can be represented as

$$g = e^A$$

where A is an element from the Lie algebra of the group. Correspondingly, any matrix of the unitary group representation in \mathcal{H} can be written as

$$U_g = e^{-\frac{i}{\hbar}FA}$$

where F_A is a Hermitian operator and \hbar is a real constant.³ Operators F_A form a *representation of the Lie algebra* in the Hilbert space \mathcal{H} . If the Lie bracket of two Lie algebra elements is $[A, B] = C$, then the commutator of their Hermitian representatives is

$$[F_A, F_B] \equiv F_A F_B - F_B F_A = i\hbar F_C$$

H.2 Stone's theorem

Stone's theorem provides a valuable information about unitary representations of 1-dimensional Lie groups. Such groups are called also one-parameter Lie groups, because all their elements $g(z)$ can be parameterized with one real parameter $z \in \mathbb{R}$, so that

$$\begin{aligned} g(0) &= e \\ g(z_1)g(z_2) &= g(z_1 + z_2) \\ g(z)^{-1} &= g(-z) \end{aligned}$$

Theorem H.2 (Stone [Sto32]) *If U_g is a unitary representation of a 1-dimensional Lie group in the Hilbert space \mathcal{H} , then there exists an Hermitian operator T in \mathcal{H} , such that*

$$U_{g(z)} = e^{-\frac{i}{\hbar} T z} \tag{H.3}$$

This theorem is useful not only for 1-dimensional Lie groups, but also for Lie groups of arbitrary dimension. The reason is that in any Lie group one can find multiple *one-parameter subgroups*, for which the theorem can be applied.⁴ For example consider an arbitrary Lie group G and a basis vector \vec{t} from its Lie algebra. Consider a set of group elements of the form

$$g(z) = e^{z\vec{t}} \tag{H.4}$$

³Here we use the Planck's constant, but any other nonzero real constant will do as well.

⁴See Appendix E.1

where parameter z runs through all real numbers $z \in \mathbb{R}$. It is easy to see that the set (H.4) forms a one-parameter subgroup in G . Indeed, this set contains the unit element (when $z = 0$); the group product is defined as

$$g(z_1)g(z_2) = e^{z_1\vec{t}}e^{z_2\vec{t}} = e^{(z_1+z_2)\vec{t}} = g(z_1 + z_2)$$

and the inverse element is

$$g(z)^{-1} = e^{-z\vec{t}} = g(-z)$$

From the Stone's theorem we can then conclude that in any unitary representation of G representatives of $g(z)$ have the form (H.3) with some fixed Hermitian operator T .

H.3 Heisenberg Lie algebra

The *Heisenberg Lie algebra* h_{2n} of dimension $2n$ has basis elements \mathcal{P}_i and \mathcal{R}_i ($i = 1, 2, \dots, n$) with Lie brackets

$$\begin{aligned} [\mathcal{P}_i, \mathcal{P}_j] &= [\mathcal{R}_i, \mathcal{R}_j] = 0 \\ [\mathcal{R}_i, \mathcal{P}_j] &= \delta_{ij} \end{aligned}$$

The following theorem is applicable

Theorem H.3 (Stone-von Neumann [vN31]) *If (P_i, R_i) ($i = 1, 2, \dots, n$) is a Hermitian representation⁵ of the Heisenberg Lie algebra h_{2n} in the Hilbert space \mathcal{H} , then*

1. *representatives P_i and R_i have continuous spectra from $-\infty$ to ∞ .*

⁵This means that Hermitian operators P_i and R_i satisfy commutation relations

$$\begin{aligned} [P_i, P_j] &= [R_i, R_j] = 0 \\ [R_i, P_j] &= i\hbar\delta_{ij} \end{aligned}$$

where \hbar is a real constant.

2. any irreducible representation of h_{2n} is unitary equivalent to the so-called Schrödinger representation. In the physically relevant case $n = 3$, the Schrödinger representation is the one described in subsection 5.2.3: Vectors in the Hilbert space are represented by complex functions on \mathbb{R}^3 ; operator \mathbf{R} multiplies these functions by \mathbf{r} ; operator \mathbf{P} is differentiation $-i\hbar d/d\mathbf{r}$.

H.4 Double-valued representations of the rotation group

The rotation group⁶ has a peculiar non-trivial topology: Results of two rotations around the same axis by angles $\phi + 2\pi n$ (with different integer n) are physically indistinguishable. Then the region of independent rotation vectors⁷ in \mathbb{R}^3 can be described as the interior of the sphere of radius π with opposite points on the surface of the sphere being equivalent. This set of points will be referred to as the ball Π (see Fig. H.1). The unit element $\{\vec{0}\}$ is in the center of the ball. We will be interested in one-parameter families of group elements⁸ which form continuous curves in the group manifold Π . Since the opposite points on the surface of the ball are identical in our topology, any continuous path that crosses the surface must reappear on the opposite side of the sphere (see Fig. H.1(a)).

A topological space is *simply connected* if every loop can be continuously deformed to a single point. An example of a simply connected topological space is the surface of a sphere. However, the manifold Π of the rotation parameters is not simply connected. The loop shown in Fig. H.1(a) crosses the sphere once and can not be shrunk to a single point. However, the loop shown in Fig. H.1(b) can be continuously deformed to a point, because it crosses the sphere twice. It appears that for any rotation R there are two classes of paths from the group's unit element $\{\vec{0}\}$ to R . They are also called the *homotopy classes*. These two classes consist of paths that cross

⁶see Appendix D

⁷Recall from Appendix D.5 that direction of the rotation vector $\vec{\phi}$ coincides with the axis of rotation, and its length ϕ is the rotation angle.

⁸They are not necessarily one-parameter subgroups.

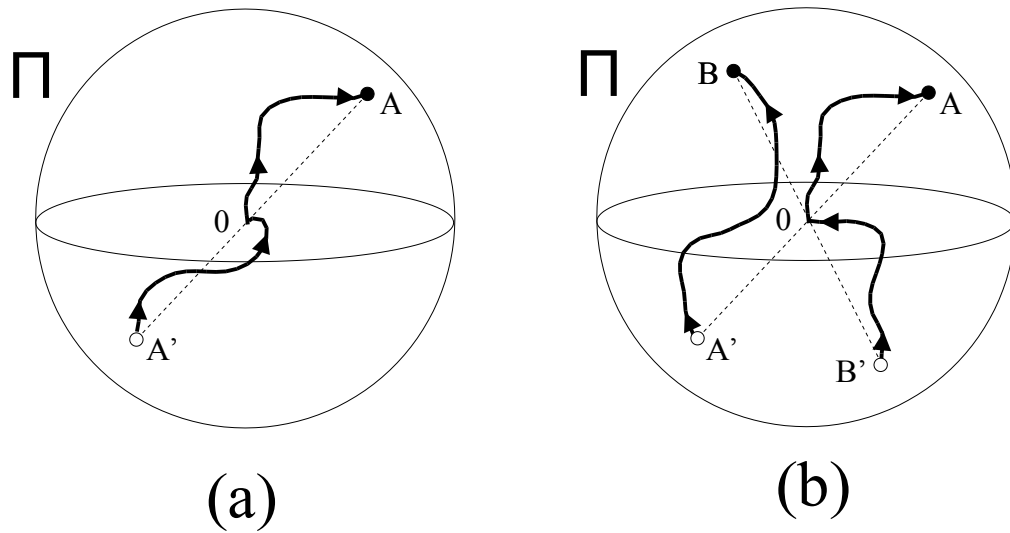


Figure H.1: The space of parameters of the rotation group is not simply connected: (a) a loop which starts from the center of the ball $\{0\}$, reaches the surface of the sphere Π at point A and then continues from the opposite point A' back to $\{0\}$; this loop cannot be continuously collapsed to $\{0\}$, because it crosses the surface an odd number of times (1); (b) a loop $\{0\} \rightarrow A \rightarrow A' \rightarrow B \rightarrow B' \rightarrow \{0\}$ which crosses the surface of the sphere Π twice can be deformed to the point $\{0\}$. This can be achieved by moving the points A' and B (and, correspondingly the points A and B') close to each other, so that the segment $A' \rightarrow B$ of the path disappears.

the surface of the sphere Π even and odd number of times, respectively. Two paths from different classes cannot be continuously deformed to each other.

If we build a projective representation of the rotation group, then, similar to our discussion of the Poincaré group in subsection 3.2.2, central charges can be eliminated by a proper choice of numerical constants added to generators. Then a unitary representation of the rotation group can be constructed in which the identity rotation is represented by the identity operator and by traveling a small loop in the group manifold from the identity element $\{\vec{0}\}$ back to $\{\vec{0}\}$ we will end up with the identity operator I again. However, if we travel the long path $\{\vec{0}\} \rightarrow A \rightarrow A' \rightarrow \{\vec{0}\}$ in Fig. H.1(a), there is no guarantee that in the end we will find the same representative I of the identity transformation. We can get some other equivalent unitary operator from the ray containing I , so the representative of $\{\vec{0}\}$ may acquire a phase factor $e^{i\phi}$ after travel along such a loop. On the other hand, making two passes on the loop $\{\vec{0}\} \rightarrow A \rightarrow A' \rightarrow \{\vec{0}\} \rightarrow A \rightarrow A' \rightarrow \{\vec{0}\}$ we obtain a loop which crosses the surface of the sphere twice and hence can be deformed to a point. Therefore $e^{2i\phi} = 1$ and $e^{i\phi} = \pm 1$. This demonstrates that there are two types of unitary representations of the rotation group: single-valued and double-valued representations. For *single-valued* representations, the representative of the identity rotation is always I . For *double-valued* representations, the identity rotation has two representatives I and $-I$ and the product of two operators in (3.16) may have a non-trivial sign factor

$$U_{g_1} U_{g_2} = \pm U_{g_1 g_2}$$

For irreducible representations of the rotation group (both single-valued and double-valued) see Appendix H.5.

H.5 Unitary irreducible representations of the rotation group

There is an infinite number of unitary irreducible representation D^s of the rotation group which are characterized by the value of spin $s = 0, 1/2, 1, \dots$. These representations are thoroughly discussed in a number of good textbooks, see, e.g., ref. [Ros57]. In Table H.1 we just provide a summary of these results: the dimension of the representation space, the value of the

Casimir operator \mathbf{S}^2 , the spectrum of each component of the spin operator⁹ and an explicit form of the three generators of the representation.

Table H.1: Unitary irreducible representations of SU(2)

Spin:	$s = 0$	$s = 1/2$	$s = 1$	$s = 3/2, 2, \dots$
dimension	1	2	3	$2s + 1$
$\langle \mathbf{S}^2 \rangle$	0	$\frac{3}{4}\hbar^2$	$2\hbar^2$	$\hbar^2 s(s + 1)$
s_x or s_y or s_z	0	$-\hbar/2, \hbar/2$	$-\hbar, 0, \hbar$	$-\hbar s, \hbar(-s + 1), \dots, \hbar(s - 1), \hbar s$
S_x	0	$\begin{bmatrix} 0 & \hbar/2 \\ \hbar/2 & 0 \end{bmatrix}$	$\begin{bmatrix} 0 & 0 & 0 \\ 0 & 0 & -i\hbar \\ 0 & i\hbar & 0 \end{bmatrix}$	see, e.g., ref. [Ros57]
S_y	0	$\begin{bmatrix} 0 & -i\hbar/2 \\ i\hbar/2 & 0 \end{bmatrix}$	$\begin{bmatrix} 0 & 0 & i\hbar \\ 0 & 0 & 0 \\ -i\hbar & 0 & 0 \end{bmatrix}$	
S_z	0	$\begin{bmatrix} \hbar/2 & 0 \\ 0 & -\hbar/2 \end{bmatrix}$	$\begin{bmatrix} 0 & -i\hbar & 0 \\ i\hbar & 0 & 0 \\ 0 & 0 & 0 \end{bmatrix}$	

Representations characterized by integer spin s are single-valued. Half-integer spin representations are double-valued.¹⁰ For example, in the 2-dimensional representation ($s = 1/2$), the rotation through the angle 2π around the z -axis is represented by negative unity

$$\begin{aligned} e^{-\frac{i}{\hbar}S_z 2\pi} &= \exp\left(-\frac{2\pi i}{\hbar} \begin{bmatrix} \hbar/2 & 0 \\ 0 & -\hbar/2 \end{bmatrix}\right) = \begin{bmatrix} e^{i\pi} & 0 \\ 0 & e^{-i\pi} \end{bmatrix} \\ &= \begin{bmatrix} -1 & 0 \\ 0 & -1 \end{bmatrix} = -I \end{aligned}$$

while a 4π rotation is represented by the unit matrix

$$e^{-\frac{i}{\hbar}S_z 4\pi} = \begin{bmatrix} 1 & 0 \\ 0 & 1 \end{bmatrix} = I$$

⁹We denote S_x, S_y, S_z Hermitian representatives of the Lie algebra basis vectors $\mathcal{J}_x, \mathcal{J}_y, \mathcal{J}_z$. See Appendix D.7.

¹⁰see Appendix H.4

H.6 Pauli matrices

Generators of the spin 1/2 representation of the rotation group (see Table H.1) can be conveniently expressed through *Pauli matrices* σ_i ($i = x, y, z$)

$$S_i = \frac{\hbar}{2}\sigma_i \quad (\text{H.5})$$

where

$$\begin{aligned} \sigma_x \equiv \sigma_1 &= \begin{bmatrix} 0 & 1 \\ 1 & 0 \end{bmatrix} \\ \sigma_y \equiv \sigma_2 &= \begin{bmatrix} 0 & -i \\ i & 0 \end{bmatrix} \\ \sigma_z \equiv \sigma_3 &= \begin{bmatrix} 1 & 0 \\ 0 & -1 \end{bmatrix} \end{aligned}$$

Sometimes it is convenient to define a fourth Pauli matrix

$$\sigma_t \equiv \sigma_0 = \begin{bmatrix} 1 & 0 \\ 0 & 1 \end{bmatrix}$$

For reference we list here some properties of the Pauli matrices

$$\begin{aligned} [\sigma_i, \sigma_j] &= 2i \sum_{k=1}^3 \epsilon_{ijk} \sigma_k \\ \{\sigma_i, \sigma_j\} &= 2\delta_{ij} \\ \sigma_i^2 &= 1 \end{aligned}$$

For arbitrary numerical 3-vectors \mathbf{a} and \mathbf{b} we have

$$(\vec{\sigma} \cdot \mathbf{a})\vec{\sigma} = \mathbf{a}\sigma_0 + i[\vec{\sigma} \times \mathbf{a}] \quad (\text{H.6})$$

$$\vec{\sigma}(\vec{\sigma} \cdot \mathbf{a}) = \mathbf{a}\sigma_0 - i[\vec{\sigma} \times \mathbf{a}] \quad (\text{H.7})$$

$$(\vec{\sigma} \cdot \mathbf{a})(\vec{\sigma} \cdot \mathbf{b}) = (\mathbf{a} \cdot \mathbf{b})\sigma_0 + i\vec{\sigma} \cdot [\mathbf{a} \times \mathbf{b}] \quad (\text{H.8})$$

$$\begin{aligned} [\vec{\sigma}_{pr} \times \mathbf{a}] \cdot [\vec{\sigma}_{el} \times \mathbf{a}] &= [[\vec{\sigma}_{el} \times \mathbf{a}] \times \vec{\sigma}_{pr}] \cdot \mathbf{a} \\ &= (\mathbf{a}(\vec{\sigma}_{el} \cdot \vec{\sigma}_{pr}) - \vec{\sigma}_{pr}(\vec{\sigma}_{el} \cdot \mathbf{a})) \cdot \mathbf{a} \\ &= a^2(\vec{\sigma}_{el} \cdot \vec{\sigma}_{pr}) - (\vec{\sigma}_{pr} \cdot \mathbf{a})(\vec{\sigma}_{el} \cdot \mathbf{a}) \end{aligned}$$

Appendix I

Special relativity

In this Appendix we present major assertions of Einstein's special relativity [Ein05]. In chapter 17 we argued that this theory is approximate. We also suggested there an alternative rigorous approach, which ensures the validity of the relativity principle in interacting systems.

I.1 4-vector representation of the Lorentz group

The Lorentz group is a 6-dimensional subgroup of the Poincaré group, which is formed by rotations and boosts. Linear (tensor) representations of the Lorentz group play a significant role in many physical problems.

The 4-vector representation of the Lorentz group forms the mathematical framework of special relativity discussed in this Appendix. This representation resembles the 3-vector representation of the rotation group.¹ Let us first define the vector space where this representation is acting. This is a 4-dimensional real vector space \mathcal{M} whose vectors are denoted by²

$$\tilde{\tau} = \begin{bmatrix} ct \\ x \\ y \\ z \end{bmatrix}$$

¹see Appendix D.2

²Here c is the speed of light. Also in this book we always denote 4-vectors by the tilde. By the way, here we do not bestow the Minkowski space \mathcal{M} with any physical meaning. For us \mathcal{M} is just an abstract vector space, unrelated to the physical space and time.

and the *pseudoscalar product* of any two 4-vectors $\tilde{\tau}_1$ and $\tilde{\tau}_2$ can be written in a number of equivalent forms³

$$\begin{aligned}
 \tilde{\tau}_1 \cdot \tilde{\tau}_2 &\equiv c^2 t_1 t_2 - x_1 x_2 - y_1 y_2 - z_1 z_2 = \sum_{\mu\nu=0}^3 (\tau_1)_\mu g^{\mu\nu} (\tau_2)_\nu \\
 &= [ct_1, x_1, y_1, z_1] \begin{bmatrix} 1 & 0 & 0 & 0 \\ 0 & -1 & 0 & 0 \\ 0 & 0 & -1 & 0 \\ 0 & 0 & 0 & -1 \end{bmatrix} \begin{bmatrix} ct_2 \\ x_2 \\ y_2 \\ z_2 \end{bmatrix} \\
 &= \tilde{\tau}_1^T g \tilde{\tau}_2 \tag{I.1}
 \end{aligned}$$

where $g^{\mu\nu}$ are matrix elements of the so-called *metric tensor*.

$$g = \begin{bmatrix} 1 & 0 & 0 & 0 \\ 0 & -1 & 0 & 0 \\ 0 & 0 & -1 & 0 \\ 0 & 0 & 0 & -1 \end{bmatrix}$$

For compact notation it is convenient to define a vector with a “raised index” and to adopt the Einstein’s convention about summation over repeated indices

$$\tau^\mu \equiv \sum_{\nu=0}^3 g^{\mu\nu} \tau_\nu \equiv g^{\mu\nu} \tau_\nu = (ct, -x, -y, -z)$$

Then, the pseudoscalar product can be rewritten as

$$\tilde{\tau}_1 \cdot \tilde{\tau}_2 \equiv (\tau_1)_\mu (\tau_2)^\mu = (\tau_1)^\mu (\tau_2)_\mu \tag{I.2}$$

The tilde notation allows us to distinguish the *pseudoscalar square* (or *4-square*) of the 4-vector $\tilde{\tau}$

$$\tilde{\tau}^2 \equiv \tilde{\tau} \cdot \tilde{\tau} = \tau_\mu \tau^\mu = \tau_0^2 - \tau_1^2 - \tau_2^2 - \tau_3^2 = \tau_0^2 - \tau^2$$

³Here indices μ and ν run from 0 to 3: $\tau_0 = ct, \tau_1 = x, \tau_2 = y, \tau_3 = z$.

from the square of its 3-vector part

$$\tau^2 \equiv (\vec{\tau} \cdot \vec{\tau}) = \tau_1^2 + \tau_2^2 + \tau_3^2$$

A 4-vector $(\tau_0, \vec{\tau})$ is called *space-like* if $\tau^2 > \tau_0^2$. *Time-like* 4-vectors have $\tau^2 < \tau_0^2$, and for *null* 4-vectors the condition is $\tau^2 = \tau_0^2$.

The 4-vector representation of the Lorentz group is defined as a representation by linear transformations in the vector space \mathcal{M} that conserve the pseudoscalar product of 4-vectors. In other words, representation matrices Λ must satisfy

$$\tilde{\tau}'_1 \cdot \tilde{\tau}'_2 \equiv \Lambda \tilde{\tau}_1 \cdot \Lambda \tilde{\tau}_2 = \tilde{\tau}_1^T \Lambda^T g \Lambda \tilde{\tau}_2 = \tilde{\tau}_1^T g \tilde{\tau}_2 = \tilde{\tau}_1 \cdot \tilde{\tau}_2$$

which means that matrices Λ must have the property

$$g = \Lambda^T g \Lambda \quad (\text{I.3})$$

One useful implication of this result is

$$\Lambda \tilde{\tau}_1 \cdot \tilde{\tau}_2 = \tilde{\tau}_1^T \Lambda^T g \tilde{\tau}_2 = \tilde{\tau}_1^T g \Lambda^{-1} \tilde{\tau}_2 = \tilde{\tau}_1 \cdot \Lambda^{-1} \tilde{\tau}_2 \quad (\text{I.4})$$

Another property of Λ can be obtained by taking the determinant of both sides of (I.3)

$$-1 = \det(g) = \det(\Lambda^T g \Lambda) = \det(\Lambda^T) \det(g) \det(\Lambda) = -\det(\Lambda)^2$$

which implies $\det(\Lambda) = \pm 1$. Writing equation (I.3) for the g_{00} component we also get

$$1 = g_{00} = \sum_{\alpha', \beta'=0}^3 \Lambda_{\alpha'0} g_{\alpha'\beta'} \Lambda_{\beta'0} = -\Lambda_{10}^2 - \Lambda_{20}^2 - \Lambda_{30}^2 + \Lambda_{00}^2$$

It then follows that $\Lambda_{00}^2 \geq 1$, which means that either $\Lambda_{00} \geq 1$ or $\Lambda_{00} \leq -1$.

The unit element of the group is represented by the identity transformation I , which obviously has $\det(I) = 1$ and $I_{00} = 1$. As we are interested

only in rotations and boosts which can be continuously connected to the unit element, we must choose

$$\det(\Lambda) = 1 \quad (\text{I.5})$$

$$\Lambda_{00} \geq 1 \quad (\text{I.6})$$

The matrices satisfying equation (I.3) with additional conditions (I.5) - (I.6) will be called *pseudoorthogonal*. Thus we can say that 4×4 pseudoorthogonal matrices form a representation of the Lorentz group.

Boost transformations can be written as

$$\begin{bmatrix} ct' \\ x' \\ y' \\ z' \end{bmatrix} = B(\vec{\theta}) \begin{bmatrix} ct \\ x \\ y \\ z \end{bmatrix} \quad (\text{I.7})$$

where general pseudoorthogonal matrix of boost is⁴

$$B(\vec{\theta}) = \begin{bmatrix} \cosh \theta & -\frac{\theta_x}{\theta} \sinh \theta & -\frac{\theta_y}{\theta} \sinh \theta & -\frac{\theta_z}{\theta} \sinh \theta \\ -\frac{\theta_x}{\theta} \sinh \theta & 1 + \chi \theta_x^2 & \chi \theta_x \theta_y & \chi \theta_x \theta_z \\ -\frac{\theta_y}{\theta} \sinh \theta & \chi \theta_x \theta_y & 1 + \chi \theta_y^2 & \chi \theta_y \theta_z \\ -\frac{\theta_z}{\theta} \sinh \theta & \chi \theta_x \theta_z & \chi \theta_y \theta_z & 1 + \chi \theta_z^2 \end{bmatrix} \quad (\text{I.8})$$

where we denoted $\chi = (\cosh \theta - 1)\theta^{-2}$. In particular, boosts along x , y , and z axes are represented by the following 4×4 matrices

$$B(\theta, 0, 0) = \begin{bmatrix} \cosh \theta & -\sinh \theta & 0 & 0 \\ -\sinh \theta & \cosh \theta & 0 & 0 \\ 0 & 0 & 1 & 0 \\ 0 & 0 & 0 & 1 \end{bmatrix} \quad (\text{I.9})$$

$$B(0, \theta, 0) = \begin{bmatrix} \cosh \theta & 0 & -\sinh \theta & 0 \\ 0 & 1 & 0 & 0 \\ -\sinh \theta & 0 & \cosh \theta & 0 \\ 0 & 0 & 0 & 1 \end{bmatrix} \quad (\text{I.10})$$

⁴compare with equations (2.50) and (2.51)

$$B(0, 0, \theta) = \begin{bmatrix} \cosh \theta & 0 & 0 & -\sinh \theta \\ 0 & 1 & 0 & 0 \\ 0 & 0 & 1 & 0 \\ -\sinh \theta & 0 & 0 & \cosh \theta \end{bmatrix} \quad (\text{I.11})$$

Conservation of the pseudoscalar product by these transformations can be easily verified.

Rotations are represented by 4×4 matrices

$$R(\vec{\phi}) = \begin{bmatrix} 1 & 0 \\ 0 & R_{\vec{\phi}} \end{bmatrix}.$$

where $R_{\vec{\phi}}$ is a 3×3 rotation matrix (D.22). A general element of the Lorentz group can be represented as (rotation) \times (boost),⁵ so its matrix

$$\Lambda = R(\vec{\phi})B(\vec{\theta}) \quad (\text{I.12})$$

preserves the pseudoscalar product just as $R(\vec{\phi})$ and $B(\vec{\theta})$ do.

So far we discussed the matrix representation of finite Lorentz transformations. Let us now find the matrix representation of the corresponding Lie algebra. According to our discussion in Appendix H.1, the matrix of a general Lorentz group element can be represented in the exponential form

$$\Lambda = e^{aF}$$

where F is an element of the Lie algebra and a is a real constant. Condition (I.3) then can be rewritten as

$$\begin{aligned} 0 &= \Lambda^T g \Lambda - g = e^{aF^T} g e^{aF} - g = (1 + aF^T + \dots)g(1 + aF + \dots) - g \\ &= a(F^T g - gF) + \dots \end{aligned}$$

where the ellipsis indicates terms proportional to a^2 , a^3 , etc. This sets the following restriction on the matrices F

⁵This order of factors agrees with our convention (2.47).

$$F^T g - gF = 0.$$

We can easily find 6 linearly independent 4×4 matrices satisfying this condition. Three generators of rotations are⁶

$$\mathcal{J}_x = \begin{bmatrix} 0 & 0 & 0 & 0 \\ 0 & 0 & 0 & 0 \\ 0 & 0 & 0 & 1 \\ 0 & 0 & -1 & 0 \end{bmatrix}, \mathcal{J}_y = \begin{bmatrix} 0 & 0 & 0 & 0 \\ 0 & 0 & 0 & -1 \\ 0 & 0 & 0 & 0 \\ 0 & 1 & 0 & 0 \end{bmatrix}, \mathcal{J}_z = \begin{bmatrix} 0 & 0 & 0 & 0 \\ 0 & 0 & 1 & 0 \\ 0 & -1 & 0 & 0 \\ 0 & 0 & 0 & 0 \end{bmatrix} \quad (\text{I.13})$$

Three generators of boosts can be obtained by differentiating explicit representation of boosts (I.9) - (I.11)

$$\mathcal{K}_x = \frac{1}{c} \begin{bmatrix} 0 & -1 & 0 & 0 \\ -1 & 0 & 0 & 0 \\ 0 & 0 & 0 & 0 \\ 0 & 0 & 0 & 0 \end{bmatrix}, \mathcal{K}_y = \frac{1}{c} \begin{bmatrix} 0 & 0 & -1 & 0 \\ 0 & 0 & 0 & 0 \\ -1 & 0 & 0 & 0 \\ 0 & 0 & 0 & 0 \end{bmatrix}, \mathcal{K}_z = \frac{1}{c} \begin{bmatrix} 0 & 0 & 0 & -1 \\ 0 & 0 & 0 & 0 \\ 0 & 0 & 0 & 0 \\ -1 & 0 & 0 & 0 \end{bmatrix} \quad (\text{I.14})$$

These six matrices represent basis elements of the Lie algebra, so that for representatives of finite transformations we have

$$\begin{aligned} R(\vec{\theta}) &= e^{\vec{\mathcal{J}}\vec{\theta}} \\ B(\vec{\theta}) &= e^{c\vec{\mathcal{K}}\vec{\theta}} \end{aligned}$$

I.2 Lorentz transformations for time and position

The fundamental idea of special relativity is that Minkowski space-time \mathcal{M} is a faithful representation of the physical space and time. In particular, coordinates (ct, x, y, z) can be interpreted as space-time coordinates of real physical events⁷ localized in space and time. Moreover, it is claimed that 4×4

⁶Note that matrices (D.25) - (D.26) are 3×3 submatrices of (I.13).

⁷For definition of an *event* see subsection 17.2.1.

matrices (I.12) accurately describe transformations of these coordinates to reference frames affected by rotations and/or boosts. Suppose that observer O' moves with respect to O with rapidity $\vec{\theta}$. Suppose also that (t, \mathbf{x}) are space-time coordinates of an event viewed by observer O . Then, according to special relativity, the space-time coordinates (t', \mathbf{x}') of this event from the point of view of O' are given by formula (I.7), which is called *the Lorentz transformation for time and position of the event*. In particular, if observer O' moves with the speed $v = c \tanh \theta$ along the x -axis, then the matrix $B(\vec{\theta})$ is (I.9)

$$B(\theta, 0, 0) = \begin{bmatrix} \cosh \theta & -\sinh \theta & 0 & 0 \\ -\sinh \theta & \cosh \theta & 0 & 0 \\ 0 & 0 & 1 & 0 \\ 0 & 0 & 0 & 1 \end{bmatrix} \quad (\text{I.15})$$

and Lorentz transformation (I.7) can be written in a more familiar form

$$t' = t \cosh \theta - (x/c) \sinh \theta \quad (\text{I.16})$$

$$x' = x \cosh \theta - ct \sinh \theta \quad (\text{I.17})$$

$$y' = y \quad (\text{I.18})$$

$$z' = z \quad (\text{I.19})$$

It is important to note that special relativity makes the following assertion

Assertion I.1 (the universality of Lorentz transformations) *Lorentz transformations (I.16) - (I.19) are exact and universal: they are valid for all kinds of events in any physical system; they do not depend on the composition of the physical system and on interactions acting there.*

In the main body of this book⁸ we explain why Assertion I.1 does not hold in relativistic theory (RQD) developed here. The key difference between our approach and the standard logic of special relativity is that in RQD boost transformations of space-time coordinates of events involving interacting particles have a more complicated form, which depends on the interaction and on the state of the physical system. So, from our standpoint all consequences of the Assertion I.1 described in the rest of this Appendix are neither rigorous nor accurate.

⁸See, especially, chapter 17.

I.3 Minkowski space-time and manifest covariance

An important consequence of the Assertion I.1 is the idea of the Minkowski 4-dimensional space-time. It wouldn't be an exaggeration to say that this idea is the foundation of the entire mathematical formalism of modern relativistic physics.

The logic of introducing the Minkowski space-time was as follows: According to Assertion I.1, Lorentz transformations (I.16) - (I.19) are universal and interaction-independent. These transformations coincide with the abstract 4-vector representation of the Lorentz group introduced in Appendix I.1. It is then natural to assume that the abstract 4-dimensional vector space \mathcal{M} with pseudo-scalar product defined in Appendix I.1 can be identified with the space-time arena where all real physical processes occur. Then space and time coordinates of any event become unified as different components of the same time-position 4-vector, and the real geometry of the world becomes 4-dimensional one. Space and time of the old physics become unified as the *Minkowski space-time* endowed with *pseudo-Euclidean metric*. Minkowski described this space and time unification in following words:

From henceforth, space by itself and time by itself, have vanished into the merest shadows and only a kind of blend of the two exists in its own right. H. Minkowski

In analogy with familiar 3D scalars, vectors, and tensors (see Appendix D), special relativity of Einstein and Minkowski requires that physical quantities transform in a linear “manifestly covariant” way, i.e., as 4-scalars, or 4-vectors, or 4-tensors, etc.

Assertion I.2 (manifest covariance of physical laws [Ein20]) *Every general law of nature must be so constituted that it is transformed into a law of exactly the same form when, instead of the space-time variables t, x, y, z of the original coordinate system K , we introduce new space-time variables t', x', y', z' of a coordinate system K' . In this connection the relation between the ordinary and the accented magnitudes is given by the Lorentz transformation. Or in brief: General laws of nature are co-variant with respect to Lorentz transformations.*

From Assertions I.1 and I.2 one can immediately obtain many important physical predictions of special relativity. One consequence of Lorentz transformations is that the length of a measuring rod reduces by a universal factor

$$l' = l / \cosh \theta \quad (\text{I.20})$$

from the point of view of a moving reference frame. Another well-known result is that the duration of time intervals between any two events increases by the same factor $\cosh \theta$

$$\Delta t' = \Delta t \cosh \theta \quad (\text{I.21})$$

One experimentally verifiable consequence of this *time dilation* formula will be discussed in the next section.

I.4 Decay of moving particles in special relativity

Suppose that from the viewpoint of observer O the unstable particle is prepared at rest in the origin $x = y = z = 0$ at time $t = 0$ in the non-decayed state, so that $\omega(0, 0) = 1$.⁹ Then observer O may associate the space-time point

$$(t, x, y, z)_{\text{prep}} = (0, 0, 0, 0) \quad (\text{I.22})$$

with the event of preparation. We know that the non-decay probability decreases with time by (almost) exponential *decay law*¹⁰

$$\omega(0, t) \approx \exp\left(-\frac{t}{\tau_0}\right) \quad (\text{I.23})$$

⁹Here we follow notation from chapter 13 by writing $\omega(\theta, t)$ the non-decay probability observed from the reference frame O' moving with respect to O with rapidity θ at time t (measured by a clock attached to O').

¹⁰Actually, as we saw in subsection 13.2.3, the decay law is not exactly exponential, but this is not important for our derivation of equation (I.25) here.

At time $t = \tau_0$ the non-decay probability is exactly $\omega(0, \tau_0) = e^{-1}$. This “one lifetime” event has space-time coordinates

$$(t, x, y, z)_{life} = (\tau_0, 0, 0, 0) \quad (\text{I.24})$$

according to the observer O .

Let us now take the point of view of the moving observer O' . According to special relativity, this observer will also see the “preparation” and the “one lifetime” events, when the non-decay probabilities are 1 and e^{-1} , respectively. However, observer O' may disagree with O about the space-time coordinates of these events. Substituting (I.22) and (I.24) in (I.16) - (I.19) we see that from the point of view of O' , the “preparation” event has coordinates $(0, 0, 0, 0)$, and the “lifetime” event has coordinates $(\tau_0 \cosh \theta, -c\tau_0 \sinh \theta, 0, 0)$. Therefore, the time elapsed between these two events is $\cosh \theta$ times longer than in the reference frame O . This also means that the decay law is exactly $\cosh \theta$ slower from the point of view of the moving observer O' . This finding is summarized in the famous Einstein’s “time dilation” formula

$$\omega(\theta, t) = \omega\left(0, \frac{t}{\cosh \theta}\right) \quad (\text{I.25})$$

which was confirmed in numerous experiments [RH41, ACG⁺71, RMR⁺80], most accurately for muons accelerated to relativistic speeds in a cyclotron [BBC⁺77, Far92]. These experiments were certainly a triumph of Einstein’s theory. However, as we see from the above discussion, equation (I.25) can be derived only under assumption I.1, which lacks proper justification. Therefore, a question remains whether equation (I.25) is a fundamental exact result or simply an approximation that can be disproved by more accurate measurements? This question is addressed in chapter 13.

I.5 Ban on superluminal signaling

Perhaps, the most famous assertion of special relativity is

Assertion I.3 (no superluminal signaling) *No signal may propagate faster than the speed of light.*

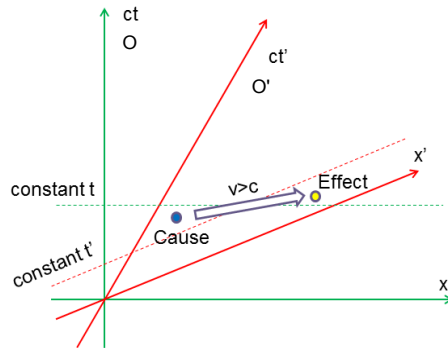


Figure I.1: Illustration to the special-relativistic “proof” that superluminal signals violate the principle of causality.

The “proof” of this Assertion [Rus05] relies on the *principle of causality*, which says that *the cause precedes the effect in all reference frames*. Suppose that two events “Cause” and “Effect” are causally related, while separated by a space-like interval¹¹ in the reference frame O with coordinate axes (t, \mathbf{x}) , as in Fig. I.1. In special relativity, we obtain coordinates of the two events in the moving reference frame O' from Lorentz formulas (I.16) - (I.19). This transformation can be represented graphically as a *pseudorotation* of the coordinate axes shown in the figure. If the speed of O' is high enough, then this observer will find that the “Effect” happens earlier than the “Cause,” which clearly violates the principle of causality. Thus, within special relativity all superluminal signals are forbidden. In chapter 16 we will discuss experiments that challenge this conclusion.

¹¹This means that the signal has propagated from the “Cause” to the “Effect” superluminally.

Appendix J

Quantum fields for fermions

According to our interpretation of quantum field theory, quantum fields are not fundamental ingredients of the material world. They are just convenient mathematical expressions, which simplify the construction of relativistic and cluster-separable interaction operators. For this reason, discussion of quantum fields is placed in this Appendix rather than in the main body of the book. Here we will discuss quantum fields for spin 1/2 fermions (electrons, protons, neutrinos, and their antiparticles). In the next Appendix we will consider the photon's quantum field.

J.1 Dirac's gamma matrices

Let us introduce the following 4×4 *Dirac gamma matrices*.¹

$$\begin{aligned}\gamma^0 &= \begin{bmatrix} 1 & 0 & 0 & 0 \\ 0 & 1 & 0 & 0 \\ 0 & 0 & -1 & 0 \\ 0 & 0 & 0 & -1 \end{bmatrix} = \begin{bmatrix} \sigma_0 & 0 \\ 0 & -\sigma_0 \end{bmatrix} = \begin{bmatrix} 1 & 0 \\ 0 & -1 \end{bmatrix} \\ \gamma^x &= \begin{bmatrix} 0 & 0 & 0 & 1 \\ 0 & 0 & 1 & 0 \\ 0 & -1 & 0 & 0 \\ -1 & 0 & 0 & 0 \end{bmatrix} = \begin{bmatrix} 0 & \sigma_x \\ -\sigma_x & 0 \end{bmatrix}\end{aligned}\quad (\text{J.1})$$

¹On the right hand sides each 2×2 block is expressed in terms of Pauli matrices from Appendix H.6

$$\begin{aligned}
\gamma^y &= \begin{bmatrix} 0 & 0 & 0 & -i \\ 0 & 0 & i & 0 \\ 0 & i & 0 & 0 \\ -i & 0 & 0 & 0 \end{bmatrix} = \begin{bmatrix} 0 & \sigma_y \\ -\sigma_y & 0 \end{bmatrix} \\
\gamma^z &= \begin{bmatrix} 0 & 0 & 1 & 0 \\ 0 & 0 & 0 & -1 \\ -1 & 0 & 0 & 0 \\ 0 & 1 & 0 & 0 \end{bmatrix} = \begin{bmatrix} 0 & \sigma_z \\ -\sigma_z & 0 \end{bmatrix} \\
\vec{\gamma} &= \begin{bmatrix} 0 & \vec{\sigma} \\ -\vec{\sigma} & 0 \end{bmatrix} \tag{J.2}
\end{aligned}$$

These matrices have the following properties²

$$\gamma^0 \vec{\gamma} = \vec{\gamma}^\dagger \gamma^0 = -\vec{\gamma} \gamma^0 \tag{J.3}$$

$$\gamma^\mu \gamma^\nu + \gamma^\nu \gamma^\mu = 2g^{\mu\nu} \tag{J.4}$$

$$\gamma^0 \gamma^0 = 1 \tag{J.5}$$

$$\gamma^i \gamma^i = -1 \tag{J.6}$$

$$\text{Tr}(\gamma^\mu) = 0 \tag{J.7}$$

$$\text{Tr}(\gamma^\mu \gamma^\nu) = 4g_{\mu\nu} \tag{J.8}$$

$$\gamma_\mu \gamma^\mu = -\gamma^x \gamma^x - \gamma^y \gamma^y - \gamma^z \gamma^z + \gamma^0 \gamma^0 = 4 \tag{J.9}$$

$$\gamma_\mu \gamma_\nu \gamma^\mu = -\gamma_\nu \gamma_\mu \gamma^\mu + 2g_{\mu\nu} \gamma^\mu = -4\gamma_\nu + 2\gamma_\nu = -2\gamma_\nu \tag{J.10}$$

If A, B, C are any linear combinations of gamma-matrices, then

$$\gamma_\mu A \gamma^\mu = -2A \tag{J.11}$$

$$\gamma_\mu A B \gamma^\mu = 2(AB + BA) \tag{J.12}$$

$$\gamma_\mu A B C \gamma^\mu = -2CBA \tag{J.13}$$

J.2 Bispinor representation of the Lorentz group

In this section, we would like to build the *bispinor representation* $\mathcal{D}(\Lambda)$ of the Lorentz group. Similar to the 4-vector representation from Appendix I.1, the bispinor representation is realized by 4×4 matrices.

²The indices take values $\mu, \nu = 0, 1, 2, 3$, $i = 1, 2, 3$.

The boost and rotation generators of the bispinor representation of the Lorentz group are defined through commutators of gamma matrices

$$\vec{\mathcal{K}} = \frac{i\hbar}{4c}[\gamma^0, \vec{\gamma}] = \frac{i\hbar}{2c} \begin{bmatrix} 0 & \vec{\sigma} \\ \vec{\sigma} & 0 \end{bmatrix} \quad (\text{J.14})$$

$$\mathcal{J}_x = \frac{i\hbar}{4}[\gamma_y, \gamma_z] = \frac{\hbar}{2} \begin{bmatrix} \sigma_x & 0 \\ 0 & \sigma_x \end{bmatrix} \quad (\text{J.15})$$

$$\mathcal{J}_y = \frac{i\hbar}{4}[\gamma_z, \gamma_x] = \frac{\hbar}{2} \begin{bmatrix} \sigma_y & 0 \\ 0 & \sigma_y \end{bmatrix} \quad (\text{J.16})$$

$$\mathcal{J}_z = \frac{i\hbar}{4}[\gamma_x, \gamma_y] = \frac{\hbar}{2} \begin{bmatrix} \sigma_z & 0 \\ 0 & \sigma_z \end{bmatrix} \quad (\text{J.17})$$

Using properties of Pauli matrices from Appendix H.6, it is not difficult to verify that these generators indeed satisfy commutation relations of the Lorentz algebra (3.53), (3.54), and (3.56). For example,

$$\begin{aligned} [\mathcal{J}_x, \mathcal{J}_y] &= \frac{\hbar^2}{4} \begin{bmatrix} [\sigma_x, \sigma_y] & 0 \\ 0 & [\sigma_x, \sigma_y] \end{bmatrix} = \frac{i\hbar^2}{2} \begin{bmatrix} \sigma_z & 0 \\ 0 & \sigma_z \end{bmatrix} = i\hbar\mathcal{J}_z \\ [\mathcal{J}_x, \mathcal{K}_y] &= \frac{i\hbar^2}{4c} \left(\begin{bmatrix} \sigma_x & 0 \\ 0 & \sigma_x \end{bmatrix} \begin{bmatrix} 0 & \sigma_y \\ \sigma_y & 0 \end{bmatrix} - \begin{bmatrix} 0 & \sigma_y \\ \sigma_y & 0 \end{bmatrix} \begin{bmatrix} \sigma_x & 0 \\ 0 & \sigma_x \end{bmatrix} \right) \\ &= -\frac{\hbar^2}{2c} \begin{bmatrix} 0 & \sigma_z \\ \sigma_z & 0 \end{bmatrix} = i\hbar\mathcal{K}_z \\ [\mathcal{K}_x, \mathcal{K}_y] &= -\frac{\hbar^2}{4c^2} \left(\begin{bmatrix} 0 & \sigma_x \\ \sigma_x & 0 \end{bmatrix} \begin{bmatrix} 0 & \sigma_y \\ \sigma_y & 0 \end{bmatrix} - \begin{bmatrix} 0 & \sigma_y \\ \sigma_y & 0 \end{bmatrix} \begin{bmatrix} 0 & \sigma_x \\ \sigma_x & 0 \end{bmatrix} \right) \\ &= -\frac{\hbar^2}{4c^2} \begin{bmatrix} [\sigma_x, \sigma_y] & 0 \\ 0 & [\sigma_x, \sigma_y] \end{bmatrix} = -\frac{i\hbar^2}{2c^2} \begin{bmatrix} \sigma_z & 0 \\ 0 & \sigma_z \end{bmatrix} = -\frac{i\hbar}{c^2}\mathcal{J}_z \end{aligned}$$

We also get the following representation of finite boosts³

$$\begin{aligned} \mathcal{D}_{ij}(e^{-\frac{ic}{\hbar}\mathbf{K}\cdot\vec{\theta}}) &= \exp\left(\frac{1}{2} \begin{bmatrix} 0 & \vec{\sigma}\cdot\vec{\theta} \\ \vec{\sigma}\cdot\vec{\theta} & 0 \end{bmatrix}\right) \\ &= 1 + \frac{1}{2} \begin{bmatrix} 0 & \vec{\sigma}\cdot\vec{\theta} \\ \vec{\sigma}\cdot\vec{\theta} & 0 \end{bmatrix} + \frac{1}{2!} \left(\frac{\theta}{2}\right)^2 \begin{bmatrix} 1 & 0 \\ 0 & 1 \end{bmatrix} + \dots \end{aligned}$$

³Note that this representation is not unitary.

$$= I \cosh \frac{\theta}{2} + \frac{2c}{i\hbar} \vec{\mathcal{K}} \cdot \frac{\vec{\theta}}{\theta} \sinh \frac{\theta}{2} \quad (\text{J.18})$$

This equation allows us to prove another important property of gamma matrices

$$\mathcal{D}^{-1}(\Lambda) \gamma^\mu \mathcal{D}(\Lambda) = \sum_{\nu} \Lambda_{\mu\nu} \gamma^\nu \quad (\text{J.19})$$

where Λ is any Lorentz transformation, and $\Lambda_{\mu\nu}$ is a 4×4 matrix (I.12) realizing the 4-vector representation of the Lorentz group. Indeed, let us consider a particular case of this formula with $\mu = 0$ and Λ being a boost with rapidity θ along the x -axis. Then

$$\begin{aligned} & \mathcal{D}^{-1}(\Lambda) \gamma^0 \mathcal{D}(\Lambda) \\ &= \left(I \cosh \frac{\theta}{2} - \frac{2c}{i\hbar} \mathcal{K}_x \sinh \frac{\theta}{2} \right) \gamma^0 \left(I \cosh \frac{\theta}{2} + \frac{2c}{i\hbar} \mathcal{K}_x \sinh \frac{\theta}{2} \right) \\ &= \left(\cosh \frac{\theta}{2} \begin{bmatrix} 1 & 0 \\ 0 & 1 \end{bmatrix} - \sinh \frac{\theta}{2} \begin{bmatrix} 0 & \sigma_x \\ \sigma_x & 0 \end{bmatrix} \right) \begin{bmatrix} 1 & 0 \\ 0 & -1 \end{bmatrix} \times \\ & \quad \left(\cosh \frac{\theta}{2} \begin{bmatrix} 1 & 0 \\ 0 & 1 \end{bmatrix} + \sinh \frac{\theta}{2} \begin{bmatrix} 0 & \sigma_x \\ \sigma_x & 0 \end{bmatrix} \right) \\ &= \cosh^2 \frac{\theta}{2} \begin{bmatrix} 1 & 0 \\ 0 & -1 \end{bmatrix} - 2 \sinh \frac{\theta}{2} \cosh \frac{\theta}{2} \begin{bmatrix} 0 & -\sigma_x \\ \sigma_x & 0 \end{bmatrix} + \sinh^2 \frac{\theta}{2} \begin{bmatrix} 1 & 0 \\ 0 & -1 \end{bmatrix} \\ &= \gamma^0 \cosh \theta + \gamma^x \sinh \theta \end{aligned}$$

In agreement with formula for the boost matrix $\Lambda_{\mu\nu}$ (I.9).

One can also check for pure boosts

$$\begin{aligned} \gamma^0 \mathcal{D}(e^{-\frac{ic}{\hbar} \mathbf{K} \cdot \vec{\theta}}) \gamma^0 &= 1 + \frac{1}{2} \gamma^0 \begin{bmatrix} 0 & \vec{\sigma} \cdot \vec{\theta} \\ \vec{\sigma} \cdot \vec{\theta} & 0 \end{bmatrix} \gamma^0 + \frac{1}{2!} \left(\frac{\theta}{2} \right)^2 \begin{bmatrix} 1 & 0 \\ 0 & 1 \end{bmatrix} + \dots \\ &= 1 - \frac{1}{2} \begin{bmatrix} 0 & \vec{\sigma} \cdot \vec{\theta} \\ \vec{\sigma} \cdot \vec{\theta} & 0 \end{bmatrix} + \frac{1}{2!} \left(\frac{\theta}{2} \right)^2 \begin{bmatrix} 1 & 0 \\ 0 & 1 \end{bmatrix} + \dots \\ &= \mathcal{D} \left(e^{\frac{ic}{\hbar} \mathbf{K} \cdot \vec{\theta}} \right) = \mathcal{D}^{-1} \left(e^{-\frac{ic}{\hbar} \mathbf{K} \cdot \vec{\theta}} \right) \end{aligned}$$

A similar calculation for rotations should convince us that for a general transformation Λ from the Lorentz group

$$\gamma^0 \mathcal{D}(\Lambda) \gamma^0 = \mathcal{D}^{-1}(\Lambda) \quad (\text{J.20})$$

Another useful formula is

$$D(\Lambda) \gamma^0 D(\Lambda) = D(\Lambda) \gamma^0 D(\Lambda) \gamma^0 \gamma^0 = D(\Lambda) D^{-1}(\Lambda) \gamma^0 = \gamma^0 \quad (\text{J.21})$$

It will be convenient to introduce a *slash* notation for pseudoscalar products of γ^μ with 4-vectors \tilde{k}

$$\not{k} \equiv k_\mu \gamma^\mu \equiv \gamma^0 k_0 - \vec{\gamma} \cdot \mathbf{k} \quad (\text{J.22})$$

$$\begin{aligned} \not{k}^2 &= \gamma^\mu k_\mu \gamma^\nu k_\nu = 1/2(\gamma^\mu \gamma^\nu + \gamma^\nu \gamma^\mu) k_\mu k_\nu = g^{\mu\nu} k_\mu k_\nu \\ &= \tilde{k}^2 \end{aligned} \quad (\text{J.23})$$

$$(\not{k} - mc^2)(\not{k} + mc^2) = \not{k}\not{k} - m^2 c^4 = \tilde{k}^2 - m^2 c^4 \quad (\text{J.24})$$

$$\gamma_\mu \not{k} + \not{k} \gamma_\mu = 2k_\mu \quad (\text{J.25})$$

J.3 Construction of the Dirac field

According to the **Step 1** in subsection 9.1.1, in order to construct relativistic interaction operators, we need to associate with each particle type a finite-dimensional representation of the Lorentz group and a quantum field. In this section we are going to build the quantum field for electrons and positrons. We postulate that this *Dirac field* has 4 components that transform by means of the representation $\mathcal{D}(\Lambda)$ constructed above. The explicit formula for the field is⁴

$$\begin{aligned} \psi_\alpha(\tilde{x}) &\equiv \psi_\alpha(\mathbf{x}, t) \\ &= \int \frac{d\mathbf{p}}{(2\pi\hbar)^{3/2}} \sqrt{\frac{mc^2}{\omega_{\mathbf{p}}}} \sum_{\sigma} \left(e^{-\frac{i}{\hbar} \tilde{p} \cdot \tilde{x}} u_\alpha(\mathbf{p}, \sigma) a_{\mathbf{p}, \sigma} + e^{\frac{i}{\hbar} \tilde{p} \cdot \tilde{x}} v_\alpha(\mathbf{p}, \sigma) b_{\mathbf{p}, \sigma}^\dagger \right) \end{aligned} \quad (\text{J.26})$$

⁴This form (apart from the overall normalization of the field) can be uniquely established [Wei95] from the properties (I) - (IV) in **Step 1** of subsection 9.1.1. The bispinor index α takes values 1,2,3,4.

Here $a_{\mathbf{p},\sigma}$ is the electron annihilation operator, and $b_{\mathbf{p},\sigma}^\dagger$ is the positron creation operator. For brevity, we denote $\tilde{p} \equiv (\omega_{\mathbf{p}}, cp_x, cp_y, cp_z)$ the energy-momentum 4-vector and $\tilde{x} \equiv (t, x/c, y/c, z/c)$ the 4-vector in the Minkowski space-time.⁵ The pseudo-scalar product of the 4-vectors is denoted by a dot: $\tilde{p} \cdot \tilde{x} \equiv p_\mu x^\mu \equiv \mathbf{p}\mathbf{x} - \omega_{\mathbf{p}}t$ and $\omega_{\mathbf{p}} \equiv \sqrt{m^2c^4 + p^2c^2}$. Numerical factors $u_\alpha(\mathbf{p}, \sigma)$ and $v_\alpha(\mathbf{p}, \sigma)$ will be discussed in Appendix J.4. Note that according to equations (8.36) and (8.37)

$$\psi_\alpha(\mathbf{x}, t) = e^{-\frac{i}{\hbar}H_0t}\psi_\alpha(\mathbf{x}, 0)e^{\frac{i}{\hbar}H_0t} \quad (\text{J.27})$$

so, the t -dependence demanded by equation (8.52) for regular operators is satisfied in our definition (J.26).

The Dirac field can be represented by a 4-component column of operator functions

$$\psi(\tilde{x}) = \begin{bmatrix} \psi_1(\tilde{x}) \\ \psi_2(\tilde{x}) \\ \psi_3(\tilde{x}) \\ \psi_4(\tilde{x}) \end{bmatrix}$$

We will also need the *conjugate* field

$$\psi_\alpha^\dagger(\tilde{x}) = \int \frac{d\mathbf{p}}{(2\pi\hbar)^{3/2}} \sqrt{\frac{mc^2}{\omega_{\mathbf{p}}}} \sum_{\sigma} \left(e^{\frac{i}{\hbar}\tilde{p}\cdot\tilde{x}} u_\alpha^\dagger(\mathbf{p}, \sigma) a_{\mathbf{p},\sigma}^\dagger + e^{-\frac{i}{\hbar}\tilde{p}\cdot\tilde{x}} v_\alpha^\dagger(\mathbf{p}, \sigma) b_{\mathbf{p},\sigma} \right)$$

which is usually represented as a row

$$\psi^\dagger = [\psi_1^*, \psi_2^*, \psi_3^*, \psi_4^*]$$

The *adjoint* field

⁵As discussed in section 17.4, the only purpose for introducing quantum fields is to build interaction operators as in (9.13) - (9.14). In these formulas field arguments x, y, z are integration variables. Therefore, they should not be identified with positions in the physical space. Moreover, in applications bispinor labels α serve as dummy summation indices, so no physical meaning should be assigned to them as well.

$$\bar{\psi}_\alpha(\tilde{x}) \equiv \sum_\beta \psi_\beta^\dagger(\tilde{x}) \gamma_{\beta\alpha}^0 \quad (\text{J.28})$$

is also represented as a row

$$\begin{aligned} \bar{\psi} &\equiv \psi^\dagger \gamma^0 = [\psi_1^*, \psi_2^*, \psi_3^*, \psi_4^*] \begin{bmatrix} 1 & 0 & 0 & 0 \\ 0 & 1 & 0 & 0 \\ 0 & 0 & -1 & 0 \\ 0 & 0 & 0 & -1 \end{bmatrix} \\ &= [\psi_1^*, \psi_2^*, -\psi_3^*, -\psi_4^*] \end{aligned}$$

The quantum field for the proton-antiproton system is built similarly to (J.26)

$$\Psi(\tilde{x}) = \int \frac{d\mathbf{p}}{(2\pi\hbar)^{3/2}} \sqrt{\frac{Mc^2}{\Omega_{\mathbf{p}}}} \sum_\sigma \left(e^{-\frac{i}{\hbar}\tilde{P}\cdot\tilde{x}} w(\mathbf{p}, \sigma) d_{\mathbf{p},\sigma} + e^{\frac{i}{\hbar}\tilde{P}\cdot\tilde{x}} s(\mathbf{p}, \sigma) f_{\mathbf{p},\sigma}^\dagger \right) \quad (\text{J.29})$$

where $\Omega_{\mathbf{p}} = \sqrt{M^2c^4 + p^2c^2}$, M is the proton mass, $\tilde{P} \cdot \tilde{x} \equiv \mathbf{p}\mathbf{x} - \Omega_{\mathbf{p}}t$, and coefficient functions $w(\mathbf{p}, \sigma)$ and $s(\mathbf{p}, \sigma)$ are the same as $u(\mathbf{p}, \sigma)$ and $v(\mathbf{p}, \sigma)$ but with the electron mass m replaced by the proton mass M .

J.4 Properties of factors u and v

The key components of the quantum field formula (J.26) are numerical functions $u_\alpha(\mathbf{p}, \sigma)$ and $v_\alpha(\mathbf{p}, \sigma)$. We can represent them as 4×2 matrices with the (bispinor) index $\alpha = 1, 2, 3, 4$ enumerating rows and the (spin projection) index $\sigma = -1/2, 1/2$ enumerating columns. Let us first postulate the following form of these matrices at zero momentum

$$u(\mathbf{0}) = \begin{bmatrix} 0 & 1 \\ 1 & 0 \\ 0 & 0 \\ 0 & 0 \end{bmatrix}, \quad v(\mathbf{0}) = \begin{bmatrix} 0 & 0 \\ 0 & 0 \\ 0 & 1 \\ 1 & 0 \end{bmatrix}$$

Sometimes it is convenient to represent these matrices as four vectors-columns

$$u(\mathbf{0}, -1/2) = \begin{bmatrix} 0 \\ 1 \\ 0 \\ 0 \end{bmatrix} \quad (\text{J.30})$$

$$u(\mathbf{0}, 1/2) = \begin{bmatrix} 1 \\ 0 \\ 0 \\ 0 \end{bmatrix} \quad (\text{J.31})$$

$$v(\mathbf{0}, -1/2) = \begin{bmatrix} 0 \\ 0 \\ 0 \\ 1 \end{bmatrix} \quad (\text{J.32})$$

$$v(\mathbf{0}, 1/2) = \begin{bmatrix} 0 \\ 0 \\ 1 \\ 0 \end{bmatrix} \quad (\text{J.33})$$

We will get more compact formulas if we introduce 2-component quantities

$$\chi_{1/2} = \begin{bmatrix} 1 \\ 0 \end{bmatrix}, \quad \chi_{-1/2} = \begin{bmatrix} 0 \\ 1 \end{bmatrix}, \quad \chi_{1/2}^\dagger = (1, 0), \quad \chi_{-1/2}^\dagger = (0, 1) \quad (\text{J.34})$$

Then we can write

$$u(\mathbf{0}, \sigma) = \begin{bmatrix} \chi_\sigma \\ 0 \end{bmatrix}, \quad v(\mathbf{0}, \sigma) = \begin{bmatrix} 0 \\ \chi_\sigma \end{bmatrix}$$

Let us verify that matrix $u(\mathbf{0})$ has the following property

$$\sum_{\beta} \mathcal{D}_{\alpha\beta}(R) u_{\beta}(\mathbf{0}, \sigma) = \sum_{\tau} u_{\alpha}(\mathbf{0}, \tau) D_{\tau\sigma}^{1/2}(R) \quad (\text{J.35})$$

where \mathcal{D} is the bispinor representation of the Lorentz group,⁶ $D^{1/2}$ is the 2-dimensional unitary irreducible representation of the rotation group,⁷ and

⁶see Appendix J.1

⁷see Table H.1

R is any rotation. By denoting \mathcal{J}_k the generators of rotations in the representation $\mathcal{D}_{\alpha\beta}(R)$ and S_k the generators of rotations in the representation $D_{\sigma\sigma'}^{1/2}(R)$ we can write equation (J.35) in an equivalent differential form

$$\sum_{\beta} (\mathcal{J}_k)_{\alpha\beta}(R) u_{\beta}(\mathbf{0}, \sigma) = \sum_{\tau} u_{\alpha}(\mathbf{0}, \tau) (S_k)_{\tau\sigma}(R)$$

Let us check, for example, that this equation is satisfied for rotations around the x -axis. Acting with the 4×4 matrix (J.15)

$$\mathcal{J}_x = \frac{\hbar}{2} \begin{bmatrix} 0 & 1 & 0 & 0 \\ 1 & 0 & 0 & 0 \\ 0 & 0 & 0 & 1 \\ 0 & 0 & 1 & 0 \end{bmatrix}$$

on the index β in $u_{\beta}(\mathbf{0}, \sigma)$ we obtain

$$\mathcal{J}_x u(\mathbf{0}) = \frac{\hbar}{2} \begin{bmatrix} 0 & 1 & 0 & 0 \\ 1 & 0 & 0 & 0 \\ 0 & 0 & 0 & 1 \\ 0 & 0 & 1 & 0 \end{bmatrix} \begin{bmatrix} 0 & 1 \\ 1 & 0 \\ 0 & 0 \\ 0 & 0 \end{bmatrix} = \frac{\hbar}{2} \begin{bmatrix} 1 & 0 \\ 0 & 1 \\ 0 & 0 \\ 0 & 0 \end{bmatrix}$$

This has the same effect as acting with 2×2 matrix (see Table H.1)

$$S_x = \frac{\hbar}{2} \begin{bmatrix} 0 & 1 \\ 1 & 0 \end{bmatrix}$$

on the index τ in $u_{\alpha}(\mathbf{0}, \tau)$

$$u(\mathbf{0}) J_x = \frac{\hbar}{2} \begin{bmatrix} 0 & 1 \\ 1 & 0 \\ 0 & 0 \\ 0 & 0 \end{bmatrix} \begin{bmatrix} 0 & 1 \\ 1 & 0 \end{bmatrix} = \frac{\hbar}{2} \begin{bmatrix} 1 & 0 \\ 0 & 1 \\ 0 & 0 \\ 0 & 0 \end{bmatrix}$$

This proves equation (J.35). Similarly, one can show

$$\sum_{\beta} \mathcal{D}_{\alpha\beta}(R)v_{\beta}(\mathbf{0}, \sigma) = \sum_{\tau} v_{\alpha}(\mathbf{0}, \tau)D_{\tau\sigma}^{*1/2}(R)$$

The corresponding formula for the adjoint factor \bar{u} is obtained as follows: take the Hermitian conjugate of (J.35), multiply it by γ^0 from the right and take into account equations (J.5) and (J.20)

$$\begin{aligned} u^{\dagger}(\mathbf{0}, \sigma)\gamma^0\gamma^0\mathcal{D}^{\dagger}(R)\gamma^0 &= \sum_{\tau} u^{\dagger}(\mathbf{0}, \tau)\gamma^0D_{\tau\sigma}^{1/2}(R) \\ \bar{u}(\mathbf{0}, \sigma)\mathcal{D}^{\dagger}(-R) &= \sum_{\tau} \bar{u}(\mathbf{0}, \tau)D_{\tau\sigma}^{1/2}(R) \end{aligned} \quad (\text{J.36})$$

So far, we have discussed zero-momentum values of functions u and v . The values of $u_{\alpha}(\mathbf{p}, \sigma)$ and $v_{\alpha}(\mathbf{p}, \sigma)$ at arbitrary momentum \mathbf{p} are defined by applying the bispinor representation matrix (J.18) of the standard boost $\lambda_{\mathbf{p}}$ (5.3) to zero-momentum values

$$u_{\alpha}(\mathbf{p}, \sigma) \equiv \sum_{\beta} \mathcal{D}_{\alpha\beta}(\lambda_{\mathbf{p}})u_{\beta}(\mathbf{0}, \sigma) \quad (\text{J.37})$$

$$v_{\alpha}(\mathbf{p}, \sigma) \equiv \sum_{\beta} \mathcal{D}_{\alpha\beta}(\lambda_{\mathbf{p}})v_{\beta}(\mathbf{0}, \sigma) \quad (\text{J.38})$$

Taking a Hermitian conjugate of (J.37) and multiplying by γ^0 from the right we obtain factors in adjoint fields

$$\begin{aligned} \bar{u}(\mathbf{p}, \sigma) &\equiv u^{\dagger}(\mathbf{p}, \sigma)\gamma^0 = u^{\dagger}(\mathbf{0}, \sigma)\mathcal{D}^{\dagger}(\lambda_{\mathbf{p}})\gamma^0 = u^{\dagger}(\mathbf{0}, \sigma)\gamma^0\gamma^0\mathcal{D}(\lambda_{\mathbf{p}})\gamma^0 \\ &= u^{\dagger}(\mathbf{0}, \sigma)\gamma^0\mathcal{D}^{-1}(\lambda_{\mathbf{p}}) = \bar{u}(\mathbf{0}, \sigma)\mathcal{D}^{-1}(\lambda_{\mathbf{p}}) \\ \bar{v}(\mathbf{p}, \sigma) &= \bar{v}(\mathbf{0}, \sigma)\mathcal{D}^{-1}(\lambda_{\mathbf{p}}) \end{aligned} \quad (\text{J.39})$$

J.5 Explicit formulas for u and v

Now let us find explicit expressions for factors u , v , \bar{u} , and \bar{v} for all momenta. Using formulas (5.3), (J.18), (J.14) and

$$\begin{aligned} \theta &= \tanh^{-1}(v/c) \\ \tanh \frac{\theta}{2} &= \frac{\tanh \theta}{1 + \sqrt{1 - \tanh^2 \theta}} = \frac{v/c}{1 + \sqrt{1 - v^2/c^2}} = \frac{pc}{\omega_{\mathbf{p}} + mc^2} \\ \cosh \frac{\theta}{2} &= \frac{1}{\sqrt{1 - \tanh^2 \frac{\theta}{2}}} = \sqrt{\frac{\omega_{\mathbf{p}} + mc^2}{2mc^2}} \\ \sinh \frac{\theta}{2} &= \tanh \frac{\theta}{2} \cosh \frac{\theta}{2} \end{aligned}$$

we obtain

$$\begin{aligned} \mathcal{D}(\lambda_{\mathbf{p}}) &= e^{-\frac{ic}{\hbar} \vec{\mathcal{K}} \cdot \frac{\mathbf{p}}{p} \theta_{\mathbf{p}}} = I \cosh \frac{\theta_{\mathbf{p}}}{2} + \frac{2c \vec{\mathcal{K}} \cdot \mathbf{p}}{i\hbar p} \sinh \frac{\theta_{\mathbf{p}}}{2} \\ &= \cosh \frac{\theta_{\mathbf{p}}}{2} \begin{bmatrix} 1 & 0 \\ 0 & 1 \end{bmatrix} + \sinh \frac{\theta_{\mathbf{p}}}{2} \begin{bmatrix} 0 & \frac{\vec{\sigma} \cdot \mathbf{p}}{p} \\ \frac{\vec{\sigma} \cdot \mathbf{p}}{p} & 0 \end{bmatrix} \\ &= \cosh \frac{\theta_{\mathbf{p}}}{2} \left(1 + \tanh \frac{\theta_{\mathbf{p}}}{2} \begin{bmatrix} 0 & \frac{\vec{\sigma} \cdot \mathbf{p}}{p} \\ \frac{\vec{\sigma} \cdot \mathbf{p}}{p} & 0 \end{bmatrix} \right) \\ &= \sqrt{\frac{\omega_{\mathbf{p}} + mc^2}{2mc^2}} \left(1 + \frac{pc}{\omega_{\mathbf{p}} + mc^2} \begin{bmatrix} 0 & \frac{\vec{\sigma} \cdot \mathbf{p}}{p} \\ \frac{\vec{\sigma} \cdot \mathbf{p}}{p} & 0 \end{bmatrix} \right) \\ &= \sqrt{\frac{\omega_{\mathbf{p}} + mc^2}{2mc^2}} \begin{bmatrix} 1 & \frac{\vec{\sigma} \cdot \mathbf{p} c}{\omega_{\mathbf{p}} + mc^2} \\ \frac{\vec{\sigma} \cdot \mathbf{p} c}{\omega_{\mathbf{p}} + mc^2} & 1 \end{bmatrix} \end{aligned}$$

Then, inserting this result in (J.37) we obtain

$$\begin{aligned} u(\mathbf{p}, \sigma) &= \sqrt{\frac{\omega_{\mathbf{p}} + mc^2}{2mc^2}} \begin{bmatrix} 1 & \frac{\vec{\sigma} \cdot \mathbf{p} c}{\omega_{\mathbf{p}} + mc^2} \\ \frac{\vec{\sigma} \cdot \mathbf{p} c}{\omega_{\mathbf{p}} + mc^2} & 1 \end{bmatrix} \begin{bmatrix} \chi_{\sigma} \\ 0 \end{bmatrix} \\ &= \begin{bmatrix} \sqrt{\omega_{\mathbf{p}} + mc^2} \\ \sqrt{\omega_{\mathbf{p}} - mc^2} \left(\vec{\sigma} \cdot \frac{\mathbf{p}}{p} \right) \end{bmatrix} \frac{\chi_{\sigma}}{\sqrt{2mc^2}} \end{aligned} \tag{J.40}$$

Similarly, the explicit expressions for v , \bar{u} , and \bar{v} are

$$v(\mathbf{p}, \sigma) = \left[\frac{\sqrt{\omega_{\mathbf{p}} - mc^2} (\vec{\sigma} \cdot \frac{\mathbf{p}}{p})}{\sqrt{\omega_{\mathbf{p}} + mc^2}} \right] \frac{\chi_{\sigma}}{\sqrt{2mc^2}} \quad (\text{J.41})$$

$$\bar{u}(\mathbf{p}, \sigma) = \frac{\chi_{\sigma}^{\dagger}}{\sqrt{2mc^2}} \left[\sqrt{\omega_{\mathbf{p}} + mc^2}, -\sqrt{\omega_{\mathbf{p}} - mc^2} \left(\vec{\sigma} \cdot \frac{\mathbf{p}}{p} \right) \right] \quad (\text{J.42})$$

$$\bar{v}(\mathbf{p}, \sigma) = \frac{\chi_{\sigma}^{\dagger}}{\sqrt{2mc^2}} \left[\sqrt{\omega_{\mathbf{p}} - mc^2} \left(\vec{\sigma} \cdot \frac{\mathbf{p}}{p} \right), \sqrt{\omega_{\mathbf{p}} + mc^2} \right] \quad (\text{J.43})$$

These functions are normalized to unity in the sense that⁸

$$\begin{aligned} & \bar{u}(\mathbf{p}, \sigma) u(\mathbf{p}, \sigma') \\ &= \chi_{\sigma}^{\dagger} \left[\sqrt{\omega_{\mathbf{p}} + mc^2}, \sqrt{\omega_{\mathbf{p}} - mc^2} \left(\frac{\mathbf{p}}{p} \cdot \vec{\sigma} \right) \right] \left[-\sqrt{\omega_{\mathbf{p}} - mc^2} \left(\frac{\mathbf{p}}{p} \cdot \vec{\sigma} \right) \right] \chi_{\sigma'} \frac{1}{2mc^2} \\ &= \chi_{\sigma}^{\dagger} \left(\omega_{\mathbf{p}} + mc^2 - (\omega_{\mathbf{p}} - mc^2) \frac{(\mathbf{p} \cdot \vec{\sigma})(\mathbf{p} \cdot \vec{\sigma})}{p^2} \right) \chi_{\sigma'} \frac{1}{2mc^2} = \chi_{\sigma}^{\dagger} \chi_{\sigma'} \\ &= \delta_{\sigma, \sigma'} \end{aligned} \quad (\text{J.44})$$

Let us also calculate the sum $\sum_{\sigma=-1/2}^{1/2} u(\mathbf{p}, \sigma) u^{\dagger}(\mathbf{p}, \sigma)$. At zero momentum we can use the explicit representation (J.30) - (J.33)

$$\begin{aligned} \sum_{\sigma=-1/2}^{1/2} u(\mathbf{0}, \sigma) u^{\dagger}(\mathbf{0}, \sigma) &= \begin{bmatrix} 1 & 0 & 0 & 0 \\ 0 & 0 & 0 & 0 \\ 0 & 0 & 0 & 0 \\ 0 & 0 & 0 & 0 \end{bmatrix} + \begin{bmatrix} 0 & 0 & 0 & 0 \\ 0 & 1 & 0 & 0 \\ 0 & 0 & 0 & 0 \\ 0 & 0 & 0 & 0 \end{bmatrix} = \begin{bmatrix} 1 & 0 & 0 & 0 \\ 0 & 1 & 0 & 0 \\ 0 & 0 & 0 & 0 \\ 0 & 0 & 0 & 0 \end{bmatrix} \\ &= \frac{1}{2} (1 + \gamma^0) \end{aligned}$$

To generalize this formula for arbitrary momentum, we use (J.37), (J.39), the Hermiticity of the matrix $\mathcal{D}(\lambda_{\mathbf{p}})$ and properties (J.5), (J.19) - (J.21)

$$\sum_{\sigma=-1/2}^{1/2} u(\mathbf{p}, \sigma) u^{\dagger}(\mathbf{p}, \sigma) = \mathcal{D}(\lambda_{\mathbf{p}}) \left(\sum_{\sigma=-1/2}^{1/2} u(\mathbf{0}, \sigma) u^{\dagger}(\mathbf{0}, \sigma) \right) \mathcal{D}^{\dagger}(\lambda_{\mathbf{p}})$$

⁸Here we used (H.8).

$$\begin{aligned}
&= \frac{1}{2} \mathcal{D}(\lambda_{\mathbf{p}}) (1 + \gamma^0) \mathcal{D}(\lambda_{\mathbf{p}}) = \frac{1}{2} (\mathcal{D}(\lambda_{\mathbf{p}}) \mathcal{D}(\lambda_{\mathbf{p}}) + \gamma^0) = \frac{1}{2} (\mathcal{D}(\lambda_{\mathbf{p}}) \gamma^0 \gamma^0 \mathcal{D}(\lambda_{\mathbf{p}}) \gamma^0 \gamma^0 + \gamma^0) \\
&= \frac{1}{2} (\mathcal{D}(\lambda_{\mathbf{p}}) \gamma^0 \mathcal{D}^{-1}(\lambda_{\mathbf{p}}) \gamma^0 + \gamma^0) \\
&= \frac{1}{2} (\mathcal{D}(\lambda_{\mathbf{p}}) \gamma^0 \mathcal{D}^{-1}(\lambda_{\mathbf{p}}) + 1) \gamma^0 = \frac{1}{2} \left(\gamma^0 \cosh \theta + \vec{\gamma} \frac{\vec{\theta}}{\theta} \sinh \theta + 1 \right) \gamma^0 \\
&= \frac{1}{2mc^2} (\gamma^0 \omega_{\mathbf{p}} - \vec{\gamma} \mathbf{p} c + mc^2) \gamma^0 = \frac{1}{2mc^2} (\not{p} + mc^2) \gamma^0 \tag{J.45}
\end{aligned}$$

Similarly we can derive a number of useful formulas⁹

$$\sum_{\sigma=-1/2}^{1/2} u(\mathbf{p}, \sigma) \bar{u}(\mathbf{p}, \sigma) = \frac{1}{2mc^2} (\not{p} + mc^2) \tag{J.46}$$

$$\sum_{\alpha} \sum_{\sigma=-1/2}^{1/2} u_{\alpha}(\mathbf{p}, \sigma) \bar{u}_{\alpha}(\mathbf{p}, \sigma) = \frac{1}{2mc^2} \text{Tr} [\gamma^0 \omega_{\mathbf{p}} - c \vec{\gamma} \mathbf{p} + mc^2] = 2$$

$$\sum_{\sigma=-1/2}^{1/2} v(\mathbf{p}, \sigma) v^{\dagger}(\mathbf{p}, \sigma) = \frac{1}{2mc^2} (\not{p} - mc^2) \gamma^0 \tag{J.47}$$

$$\sum_{\sigma=-1/2}^{1/2} v(\mathbf{p}, \sigma) \bar{v}(\mathbf{p}, \sigma) = \frac{1}{2mc^2} (\not{p} - mc^2) \tag{J.48}$$

$$\sum_{\alpha} \sum_{\sigma=-1/2}^{1/2} v_{\alpha}(\mathbf{p}, \sigma) \bar{v}_{\alpha}(\mathbf{p}, \sigma) = -2$$

J.6 Convenient notation

To simplify QED calculations we introduce the following combinations of particle operators

$$A_{\alpha}(\mathbf{p}) = \sqrt{\frac{mc^2}{\omega_{\mathbf{p}}}} \sum_{\sigma} u_{\alpha}(\mathbf{p}, \sigma) a_{\mathbf{p}, \sigma} \tag{J.49}$$

⁹Here we used the facts that the trace of any gamma-matrix is zero, and that the trace of the unit 4×4 matrix is 4.

$$\bar{A}_\alpha^\dagger(\mathbf{p}) = \sqrt{\frac{mc^2}{\omega_{\mathbf{p}}}} \sum_{\sigma} \bar{u}_\alpha(\mathbf{p}, \sigma) a_{\mathbf{p}, \sigma}^\dagger \quad (\text{J.50})$$

$$B_\alpha^\dagger(\mathbf{p}) = \sqrt{\frac{mc^2}{\omega_{\mathbf{p}}}} \sum_{\sigma} v_\alpha(\mathbf{p}, \sigma) b_{\mathbf{p}, \sigma}^\dagger \quad (\text{J.51})$$

$$\bar{B}_\alpha(\mathbf{p}) = \sqrt{\frac{mc^2}{\omega_{\mathbf{p}}}} \sum_{\sigma} \bar{v}_\alpha(\mathbf{p}, \sigma) b_{\mathbf{p}, \sigma} \quad (\text{J.52})$$

$$D_\alpha(\mathbf{p}) = \sqrt{\frac{Mc^2}{\Omega_{\mathbf{p}}}} \sum_{\sigma} w_\alpha(\mathbf{p}, \sigma) d_{\mathbf{p}, \sigma} \quad (\text{J.53})$$

$$\bar{D}_\alpha^\dagger(\mathbf{p}) = \sqrt{\frac{Mc^2}{\Omega_{\mathbf{p}}}} \sum_{\sigma} \bar{w}_\alpha(\mathbf{p}, \sigma) d_{\mathbf{p}, \sigma}^\dagger \quad (\text{J.54})$$

$$F_\alpha^\dagger(\mathbf{p}) = \sqrt{\frac{Mc^2}{\Omega_{\mathbf{p}}}} \sum_{\sigma} s_\alpha(\mathbf{p}, \sigma) f_{\mathbf{p}, \sigma}^\dagger \quad (\text{J.55})$$

$$\bar{F}_\alpha(\mathbf{p}) = \sqrt{\frac{Mc^2}{\Omega_{\mathbf{p}}}} \sum_{\sigma} \bar{s}_\alpha(\mathbf{p}, \sigma) f_{\mathbf{p}, \sigma} \quad (\text{J.56})$$

In this notation, indices $\alpha, \beta = 1, 2, 3, 4$ are those corresponding to the bispinor representation of the Lorentz group, and index $\sigma = \pm 1/2$ enumerates two spin projections of fermions.

With the above conventions, the electron/positron and proton/antiproton quantum fields can be written compactly

$$\psi_\alpha(\tilde{x}) = (2\pi\hbar)^{-3/2} \int d\mathbf{p} \left[e^{-\frac{i}{\hbar}\tilde{p}\cdot\tilde{x}} A_\alpha(\mathbf{p}) + e^{\frac{i}{\hbar}\tilde{p}\cdot\tilde{x}} B_\alpha^\dagger(\mathbf{p}) \right] \quad (\text{J.57})$$

$$\Psi_\alpha(\tilde{x}) = (2\pi\hbar)^{-3/2} \int d\mathbf{p} \left[e^{-\frac{i}{\hbar}\tilde{P}\cdot\tilde{x}} D_\alpha(\mathbf{p}) + e^{\frac{i}{\hbar}\tilde{P}\cdot\tilde{x}} F_\alpha^\dagger(\mathbf{p}) \right] \quad (\text{J.58})$$

J.7 Transformation laws

Operators (J.49)-(J.56) have simple boost transformation laws. For example, we can use (3.59), (8.37), (5.16), and (J.35) to obtain

$$U_0(\Lambda; 0)A(\mathbf{p})U_0^{-1}(\Lambda; 0) = e^{-\frac{ic}{\hbar}\mathbf{K}_0\vec{\theta}} A(\mathbf{p})e^{\frac{ic}{\hbar}\mathbf{K}_0\vec{\theta}}$$

$$\begin{aligned}
&= \sqrt{\frac{mc^2}{\omega_{\mathbf{p}}}} \sum_{\sigma} u(\mathbf{p}, \sigma) e^{\frac{ic}{\hbar} \mathbf{K}_0 \vec{\theta}} a_{\mathbf{p}, \sigma} e^{-\frac{ic}{\hbar} \mathbf{K}_0 \vec{\theta}} \\
&= \sqrt{\frac{mc^2}{\omega_{\mathbf{p}}}} \sqrt{\frac{\omega_{\Lambda \mathbf{p}}}{\omega_{\mathbf{p}}}} \sum_{\sigma} u(\mathbf{p}, \sigma) \sum_{\sigma'} D_{\sigma \sigma'}^{1/2}(-\vec{\phi}_W) a_{\Lambda \mathbf{p}, \sigma'} \\
&= \sqrt{\frac{mc^2}{\omega_{\mathbf{p}}}} \sqrt{\frac{\omega_{\Lambda \mathbf{p}}}{\omega_{\mathbf{p}}}} \mathcal{D}(\lambda_{\mathbf{p}}) \sum_{\sigma} u(\mathbf{0}, \sigma) \sum_{\sigma'} D_{\sigma \sigma'}^{1/2}(-\vec{\phi}_W) a_{\Lambda \mathbf{p}, \sigma'} \\
&= \sqrt{\frac{mc^2}{\omega_{\mathbf{p}}}} \sqrt{\frac{\omega_{\Lambda \mathbf{p}}}{\omega_{\mathbf{p}}}} \mathcal{D}(\lambda_{\mathbf{p}}) \mathcal{D}(-\vec{\phi}_W) \sum_{\sigma} u(\mathbf{0}, \sigma) a_{\Lambda \mathbf{p}, \sigma} \\
&= \sqrt{\frac{mc^2}{\omega_{\mathbf{p}}}} \sqrt{\frac{\omega_{\Lambda \mathbf{p}}}{\omega_{\mathbf{p}}}} \mathcal{D}(\lambda_{\mathbf{p}}) \mathcal{D}(\lambda_{\mathbf{p}}^{-1} \Lambda^{-1} \lambda_{\Lambda \mathbf{p}}) \sum_{\sigma} u(\mathbf{0}, \sigma) a_{\Lambda \mathbf{p}, \sigma} \\
&= \sqrt{\frac{mc^2}{\omega_{\mathbf{p}}}} \sqrt{\frac{\omega_{\Lambda \mathbf{p}}}{\omega_{\mathbf{p}}}} \mathcal{D}(\Lambda^{-1}) \mathcal{D}(\lambda_{\Lambda \mathbf{p}}) \sum_{\sigma} u(\mathbf{0}, \sigma) a_{\Lambda \mathbf{p}, \sigma} \\
&= \sqrt{\frac{\omega_{\Lambda \mathbf{p}}}{\omega_{\mathbf{p}}}} \sqrt{\frac{mc^2}{\omega_{\mathbf{p}}}} \mathcal{D}(\Lambda^{-1}) \sum_{\sigma} u(\Lambda \mathbf{p}, \sigma) a_{\Lambda \mathbf{p}, \sigma} \\
&= \frac{\omega_{\Lambda \mathbf{p}}}{\omega_{\mathbf{p}}} \mathcal{D}(\Lambda^{-1}) A(\Lambda \mathbf{p}) \tag{J.59}
\end{aligned}$$

Similarly, using (J.36)

$$\begin{aligned}
U_0(\Lambda; 0) \bar{A}^\dagger(\mathbf{p}) U_0^{-1}(\Lambda; 0) &= \sqrt{\frac{mc^2}{\omega_{\mathbf{p}}}} \sum_{\sigma} \bar{u}(\mathbf{p}, \sigma) e^{-\frac{ic}{\hbar} \mathbf{K}_0 \vec{\theta}} a_{\mathbf{p}, \sigma}^\dagger e^{\frac{ic}{\hbar} \mathbf{K}_0 \vec{\theta}} \\
&= \sqrt{\frac{mc^2}{\omega_{\mathbf{p}}}} \sqrt{\frac{\omega_{\Lambda \mathbf{p}}}{\omega_{\mathbf{p}}}} \sum_{\sigma} \bar{u}(\mathbf{p}, \sigma) \sum_{\sigma'} (D^{1/2})_{\sigma \sigma'}^*(-\vec{\phi}_W) a_{\Lambda \mathbf{p}, \sigma'}^\dagger \\
&= \sqrt{\frac{mc^2}{\omega_{\mathbf{p}}}} \sqrt{\frac{\omega_{\Lambda \mathbf{p}}}{\omega_{\mathbf{p}}}} \sum_{\sigma} \sum_{\sigma'} \bar{u}(\mathbf{0}, \sigma') (D^{1/2})_{\sigma \sigma'}^*(-\vec{\phi}_W) \mathcal{D}^{-1}(\lambda_{\mathbf{p}}) a_{\Lambda \mathbf{p}, \sigma'}^\dagger \\
&= \sqrt{\frac{mc^2}{\omega_{\mathbf{p}}}} \sqrt{\frac{\omega_{\Lambda \mathbf{p}}}{\omega_{\mathbf{p}}}} \sum_{\sigma} \bar{u}(\mathbf{0}, \sigma) \mathcal{D}(\lambda_{\Lambda \mathbf{p}}^{-1} \Lambda \lambda_{\mathbf{p}}) \mathcal{D}^{-1}(\lambda_{\mathbf{p}}) a_{\Lambda \mathbf{p}, \sigma}^\dagger \\
&= \sqrt{\frac{mc^2}{\omega_{\mathbf{p}}}} \sqrt{\frac{\omega_{\Lambda \mathbf{p}}}{\omega_{\mathbf{p}}}} \sum_{\sigma} \bar{u}(\Lambda \mathbf{p}, \sigma) \mathcal{D}(\Lambda) a_{\Lambda \mathbf{p}, \sigma}^\dagger
\end{aligned}$$

$$= \frac{\omega_{\Lambda\mathbf{p}} \bar{A}^\dagger}{\omega_{\mathbf{p}}}(\Lambda\mathbf{p})\mathcal{D}(\Lambda) \quad (\text{J.60})$$

Let us show that quantum field $\psi_\alpha(\tilde{x})$ has the required covariant transformation law (9.1)

$$U_0(\Lambda; \tilde{a})\psi_\alpha(\tilde{x})U_0^{-1}(\Lambda; \tilde{a}) = \sum_j \mathcal{D}_{\alpha\beta}(\Lambda^{-1})\psi_\beta(\Lambda(\tilde{x} + \tilde{a})) \quad (\text{J.61})$$

Transformations with respect to translations are

$$\begin{aligned} & U_0(1; \tilde{a})\psi_\alpha(\tilde{x})U_0^{-1}(1; \tilde{a}) \\ &= \int \frac{d\mathbf{p}}{(2\pi\hbar)^{3/2}} \left(e^{-\frac{i}{\hbar}\tilde{p}\cdot\tilde{x}}U_0(1; \tilde{a})A_\alpha(\mathbf{p})U_0^{-1}(1; \tilde{a}) + e^{\frac{i}{\hbar}\tilde{p}\cdot\tilde{x}}U_0(1; \tilde{a})B_\alpha^\dagger(\mathbf{p})U_0^{-1}(1; \tilde{a}) \right) \\ &= \int \frac{d\mathbf{p}}{(2\pi\hbar)^{3/2}} \left(e^{-\frac{i}{\hbar}\tilde{p}\cdot(\tilde{x}+\tilde{a})}A_\alpha(\mathbf{p}) + e^{\frac{i}{\hbar}\tilde{p}\cdot(\tilde{x}+\tilde{a})}B_\alpha^\dagger(\mathbf{p}) \right) = \psi_\alpha(\tilde{x} + \tilde{a}) \end{aligned}$$

For transformations with respect to boosts we use equations (J.59), (J.60), (5.26), and (I.4)

$$\begin{aligned} & U_0(\Lambda; 0)\psi(\tilde{x})U_0^{-1}(\Lambda; 0) \\ &= (2\pi\hbar)^{-3/2} \int d\mathbf{p} \left(e^{-\frac{i}{\hbar}\tilde{p}\cdot\tilde{x}}U_0(\Lambda; 0)A(\mathbf{p})U_0^{-1}(\Lambda; 0) + e^{\frac{i}{\hbar}\tilde{p}\cdot\tilde{x}}U_0(\Lambda; 0)B^\dagger(\mathbf{p})U_0^{-1}(\Lambda; 0) \right) \\ &= (2\pi\hbar)^{-3/2}\mathcal{D}(\Lambda^{-1}) \int d\mathbf{p} \frac{\omega_{\Lambda\mathbf{p}}}{\omega_{\mathbf{p}}} \left(e^{-\frac{i}{\hbar}\tilde{p}\cdot\tilde{x}}A(\Lambda\mathbf{p}) + e^{\frac{i}{\hbar}\tilde{p}\cdot\tilde{x}}B^\dagger(\Lambda\mathbf{p}) \right) \\ &= (2\pi\hbar)^{-3/2}\mathcal{D}(\Lambda^{-1}) \int d\mathbf{q} \left(e^{-\frac{i}{\hbar}(\Lambda^{-1}\tilde{q}\cdot\tilde{x})}A(\mathbf{q}) + e^{\frac{i}{\hbar}(\Lambda^{-1}\tilde{q}\cdot\tilde{x})}B^\dagger(\mathbf{q}) \right) \\ &= (2\pi\hbar)^{-3/2}\mathcal{D}(\Lambda^{-1}) \int d\mathbf{q} \left(e^{-\frac{i}{\hbar}(\tilde{q}\cdot\Lambda\tilde{x})}A(\mathbf{q}) + e^{\frac{i}{\hbar}(\tilde{q}\cdot\Lambda\tilde{x})}B^\dagger(\mathbf{q}) \right) \\ &= \mathcal{D}(\Lambda^{-1})\psi(\Lambda\tilde{x}) \end{aligned}$$

We leave to the reader the proof of equation (J.61) in the case of rotations.

Thus we conclude that in agreement with **Step 1(II)** in subsection 9.1.1, the Dirac field transforms according to the 4D bispinor representation of the Lorentz group.

J.8 Functions U_μ and W_μ .

In QED calculations one often meets products like $\bar{u}\gamma^\mu u$ and $\bar{w}\gamma^\mu w$. It is convenient to introduce special symbols for them

$$U^\mu(\mathbf{p}, \sigma; \mathbf{p}', \sigma') \equiv \bar{u}(\mathbf{p}, \sigma)\gamma^\mu u(\mathbf{p}', \sigma') \quad (\text{J.62})$$

$$W^\mu(\mathbf{p}, \sigma; \mathbf{p}', \sigma') \equiv \bar{w}(\mathbf{p}, \sigma)\gamma^\mu w(\mathbf{p}', \sigma') \quad (\text{J.63})$$

Note that quantities U^μ and W^μ are four-vectors with respect to Lorentz transformations of their momentum and spin labels.¹⁰ For example, using (J.35), (J.36), (J.37), (J.39), and (J.19), we obtain¹¹

$$\begin{aligned} & U^\mu(\Lambda\mathbf{p}, R^{-1}(\mathbf{p}, \Lambda)\sigma; \Lambda\mathbf{p}', R(\mathbf{p}', \Lambda)\sigma') \\ & \equiv \bar{u}(\Lambda\mathbf{p}, R^{-1}(\mathbf{p}, \Lambda)\sigma)\gamma^\mu u(\Lambda\mathbf{p}', R(\mathbf{p}', \Lambda)\sigma') \\ & = \bar{u}(\mathbf{0}, R^{-1}(\mathbf{p}, \Lambda)\sigma)\mathcal{D}^{-1}(\lambda_{\Lambda\mathbf{p}})\gamma^\mu\mathcal{D}(\lambda_{\Lambda\mathbf{p}'})u(\mathbf{0}, R(\mathbf{p}', \Lambda)\sigma') \\ & = \bar{u}(\mathbf{0}, R^{-1}(\mathbf{p}, \Lambda)\sigma)\mathcal{D}^{-1}(\Lambda\lambda_{\mathbf{p}}R^{-1}(\mathbf{p}, \Lambda))\gamma^\mu\mathcal{D}(\Lambda\lambda_{\mathbf{p}'}R^{-1}(\mathbf{p}', \Lambda))u(\mathbf{0}, R(\mathbf{p}', \Lambda)\sigma') \\ & = \bar{u}(\mathbf{0}, R^{-1}(\mathbf{p}, \Lambda)\sigma)\mathcal{D}(R^{-1}(\mathbf{p}, \Lambda))\mathcal{D}^{-1}(\lambda_{\mathbf{p}})\mathcal{D}^{-1}(\Lambda)\gamma^\mu\mathcal{D}(\Lambda)\mathcal{D}(\lambda_{\mathbf{p}'})\mathcal{D}(R^{-1}(\mathbf{p}', \Lambda)) \times \\ & \quad u(\mathbf{0}, R(\mathbf{p}', \Lambda)\sigma') \\ & = \bar{u}(\mathbf{0}, \sigma)\mathcal{D}^{-1}(\lambda_{\mathbf{p}})\mathcal{D}^{-1}(\Lambda)\gamma^\mu\mathcal{D}(\Lambda)\mathcal{D}(\lambda_{\mathbf{p}'})u(\mathbf{0}, \sigma') \\ & = \bar{u}(\mathbf{p}, \sigma)\mathcal{D}^{-1}(\Lambda)\gamma^\mu\mathcal{D}(\Lambda)u(\mathbf{p}', \sigma') \\ & = \bar{u}(\mathbf{p}, \sigma)(\Lambda_{\mu\nu}\gamma^\nu)u(\mathbf{p}', \sigma') \\ & = \Lambda_{\mu\nu}U^\nu(\mathbf{p}, \sigma; \mathbf{p}', \sigma') \end{aligned}$$

J.9 $(v/c)^2$ approximation

Often it is useful to obtain QED results in a weakly-relativistic or non-relativistic case, when momenta of electrons are much less than mc and momenta of protons are much less than Mc . In these cases, with reasonable accuracy we can represent all quantities as series in powers of v/c and leave only terms having orders not higher than $(v/c)^2$. First, we can use (8.96) to write

¹⁰Such a transformation acts by matrix Λ (rotation \times boost) on momentum arguments and by the corresponding Wigner rotation R on spin components. See subsection 9.2.2.

¹¹Here $R(\mathbf{p}, \Lambda)$ is the Wigner rotation defined in (5.16).

$$\begin{aligned}
\sqrt{\omega_{\mathbf{p}} + mc^2} &\approx \sqrt{mc^2 + \frac{p^2}{2m} + mc^2} = \sqrt{2mc^2 + \frac{p^2}{2m}} \\
&= \sqrt{2mc^2} \sqrt{1 + \frac{p^2}{4m^2c^2}} \approx \sqrt{2mc^2} \left(1 + \frac{p^2}{8m^2c^2}\right) \\
\sqrt{\omega_{\mathbf{p}} - mc^2} &\approx \sqrt{mc^2 + \frac{p^2}{2m} - mc^2} = \frac{p}{\sqrt{2m}} \\
(q + k \div q)^2 &= (\omega_{\mathbf{q}+\mathbf{k}} - \omega_{\mathbf{q}})^2 - c^2k^2 \approx -c^2k^2 \tag{J.64}
\end{aligned}$$

$$\begin{aligned}
&\frac{Mmc^4}{\sqrt{\Omega_{\mathbf{p}-\mathbf{k}}\omega_{\mathbf{q}+\mathbf{k}}\Omega_{\mathbf{p}}\omega_{\mathbf{q}}}} \\
&\approx \frac{1}{\sqrt{1 + \frac{(\mathbf{p}-\mathbf{k})^2}{2M^2c^2}}} \frac{1}{\sqrt{1 + \frac{p^2}{2M^2c^2}}} \frac{1}{\sqrt{1 + \frac{(\mathbf{q}+\mathbf{k})^2}{2m^2c^2}}} \frac{1}{\sqrt{1 + \frac{q^2}{2m^2c^2}}} \\
&\approx 1 - \frac{(\mathbf{p}-\mathbf{k})^2}{4M^2c^2} - \frac{p^2}{4M^2c^2} - \frac{(\mathbf{q}+\mathbf{k})^2}{4m^2c^2} - \frac{q^2}{4m^2c^2} \\
&= 1 - \frac{p^2}{2M^2c^2} + \frac{\mathbf{p}\mathbf{k}}{2M^2c^2} - \frac{k^2}{4M^2c^2} - \frac{q^2}{2m^2c^2} - \frac{\mathbf{q}\mathbf{k}}{2m^2c^2} - \frac{k^2}{4m^2c^2} \tag{J.65}
\end{aligned}$$

To obtain the $(v/c)^2$ approximation for expressions (J.62), (J.63) we use equations (J.40) - (J.43) and (H.6) - (H.8)

$$\begin{aligned}
U^0(\mathbf{p}, \sigma; \mathbf{p}', \sigma') &= \bar{u}(\mathbf{p}, \sigma)\gamma^0 u(\mathbf{p}', \sigma') = u^\dagger(\mathbf{p}, \sigma)u(\mathbf{p}', \sigma') \\
&= \chi_\sigma^\dagger \left[\sqrt{\omega_{\mathbf{p}} + mc^2}, \sqrt{\omega_{\mathbf{p}} - mc^2} \left(\frac{\mathbf{p}}{p} \cdot \vec{\sigma} \right) \right] \left[\frac{\sqrt{\omega_{\mathbf{p}'} + mc^2}}{\sqrt{\omega_{\mathbf{p}'} - mc^2}} \left(\frac{\mathbf{p}'}{p'} \cdot \vec{\sigma} \right) \right] \chi_{\sigma'} \frac{1}{2mc^2} \\
&= \chi_\sigma^\dagger \left(\sqrt{\omega_{\mathbf{p}} + mc^2}\sqrt{\omega_{\mathbf{p}'} + mc^2} + \sqrt{\omega_{\mathbf{p}} - mc^2}\sqrt{\omega_{\mathbf{p}'} - mc^2} \frac{(\mathbf{p} \cdot \vec{\sigma})(\mathbf{p}' \cdot \vec{\sigma})}{pp'} \right) \chi_{\sigma'} \frac{1}{2mc^2} \\
&\approx \chi_\sigma^\dagger \left(\left(1 + \frac{p^2}{8m^2c^2}\right) \left(1 + \frac{(p')^2}{8m^2c^2}\right) + \frac{pp'}{4m^2c^2} \frac{(\mathbf{p} \cdot \vec{\sigma})(\mathbf{p}' \cdot \vec{\sigma})}{pp'} \right) \chi_{\sigma'} \\
&= \chi_\sigma^\dagger \left(1 + \frac{p^2 + (p')^2 + 2\mathbf{p} \cdot \mathbf{p}' + 2i\vec{\sigma} \cdot [\mathbf{p} \times \mathbf{p}']}{8m^2c^2} \right) \chi_{\sigma'}
\end{aligned}$$

$$= \chi_\sigma^\dagger \left(1 + \frac{(\mathbf{p} + \mathbf{p}')^2 + 2i\vec{\sigma} \cdot [\mathbf{p} \times \mathbf{p}']}{8m^2c^2} \right) \chi_{\sigma'} \quad (\text{J.66})$$

$$W^0(\mathbf{p}, \sigma; \mathbf{p}', \sigma') = \bar{w}(\mathbf{p}, \sigma) \gamma^0 w(\mathbf{p}', \sigma') \approx \chi_\sigma^\dagger \left(1 + \frac{(\mathbf{p} + \mathbf{p}')^2 + 2i\vec{\sigma} \cdot [\mathbf{p} \times \mathbf{p}']}{8M^2c^2} \right) \chi_{\sigma'} \quad (\text{J.67})$$

$$\begin{aligned} \mathbf{U}(\mathbf{p}, \sigma; \mathbf{p}', \sigma') &= \bar{u}(\mathbf{p}, \sigma) \vec{\gamma} u(\mathbf{p}', \sigma') \\ &= \chi_\sigma^\dagger \left[\sqrt{\omega_{\mathbf{p}} + mc^2}, -\sqrt{\omega_{\mathbf{p}} - mc^2} \frac{\mathbf{p} \cdot \vec{\sigma}}{p} \right] \begin{bmatrix} 0 & \vec{\sigma} \\ -\vec{\sigma} & 0 \end{bmatrix} \begin{bmatrix} \sqrt{\omega_{\mathbf{p}'} + mc^2} \\ \sqrt{\omega_{\mathbf{p}'} - mc^2} \frac{\mathbf{p}' \cdot \vec{\sigma}}{p'} \end{bmatrix} \chi_{\sigma'} \frac{1}{2mc^2} \\ &= \chi_\sigma^\dagger \left[\sqrt{\omega_{\mathbf{p}} + mc^2}, -\sqrt{\omega_{\mathbf{p}} - mc^2} \frac{\mathbf{p} \cdot \vec{\sigma}}{p} \right] \begin{bmatrix} \sqrt{\omega_{\mathbf{p}'} - mc^2} \frac{\vec{\sigma}(\mathbf{p}' \cdot \vec{\sigma})}{p'} \\ -\vec{\sigma} \sqrt{\omega_{\mathbf{p}'} + mc^2} \end{bmatrix} \chi_{\sigma'} \frac{1}{2mc^2} \\ &= \chi_\sigma^\dagger \left(\sqrt{\omega_{\mathbf{p}} + mc^2} \sqrt{\omega_{\mathbf{p}'} - mc^2} \frac{\vec{\sigma}(\mathbf{p}' \cdot \vec{\sigma})}{p'} + \sqrt{\omega_{\mathbf{p}} - mc^2} \sqrt{\omega_{\mathbf{p}'} + mc^2} \frac{(\mathbf{p} \cdot \vec{\sigma}) \vec{\sigma}}{p} \right) \chi_{\sigma'} \frac{1}{2mc^2} \\ &\approx \chi_\sigma^\dagger \left(\sqrt{2mc^2} \frac{p'}{\sqrt{2m}} \frac{\vec{\sigma}(\mathbf{p}' \cdot \vec{\sigma})}{p'} + \sqrt{2mc^2} \frac{p}{\sqrt{2m}} \frac{(\mathbf{p} \cdot \vec{\sigma}) \vec{\sigma}}{p} \right) \chi_{\sigma'} \frac{1}{2mc^2} \\ &= \chi_\sigma^\dagger ((\vec{\sigma} \cdot \mathbf{p}) \vec{\sigma} + \vec{\sigma} (\vec{\sigma} \cdot \mathbf{p}')) \chi_{\sigma'} \frac{1}{2mc} \\ &= \chi_\sigma^\dagger (\mathbf{p} + i[\vec{\sigma} \times \mathbf{p}] + \mathbf{p}' - i[\vec{\sigma} \times \mathbf{p}']) \chi_{\sigma'} \frac{1}{2mc} \\ &= \chi_\sigma^\dagger (\mathbf{p} + \mathbf{p}' + i[\vec{\sigma} \times (\mathbf{p} - \mathbf{p}']]) \chi_{\sigma'} \frac{1}{2mc} \quad (\text{J.68}) \end{aligned}$$

$$\mathbf{W}(\mathbf{p}, \sigma; \mathbf{p}', \sigma') \approx \chi_\sigma^\dagger (\mathbf{p} + \mathbf{p}' + i[\vec{\sigma} \times (\mathbf{p} - \mathbf{p}']]) \chi_{\sigma'} \frac{1}{2Mc} \quad (\text{J.69})$$

In the non-relativistic limit $c \rightarrow \infty$, all formulas are further simplified

$$\begin{aligned} \lim_{c \rightarrow \infty} \omega_{\mathbf{p}} &= mc^2 \\ \lim_{c \rightarrow \infty} \Omega_{\mathbf{p}} &= Mc^2 \\ \lim_{c \rightarrow \infty} \frac{Mmc^4}{\sqrt{\Omega_{\mathbf{p}-\mathbf{k}} \omega_{\mathbf{q}+\mathbf{k}} \Omega_{\mathbf{p}} \omega_{\mathbf{q}}}} &= 1 \quad (\text{J.70}) \end{aligned}$$

$$\begin{aligned} \lim_{c \rightarrow \infty} U_0(\mathbf{p}, \sigma; \mathbf{p}', \sigma') &= \chi_\sigma^\dagger \chi_{\sigma'} = \delta_{\sigma, \sigma'} \quad (\text{J.71}) \\ \lim_{c \rightarrow \infty} W_0(\mathbf{p}, \sigma; \mathbf{p}', \sigma') &= \delta_{\sigma, \sigma'} \\ \lim_{c \rightarrow \infty} \mathbf{U}(\mathbf{p}, \sigma; \mathbf{p}', \sigma') &= 0 \end{aligned}$$

$$\lim_{c \rightarrow \infty} \mathbf{W}(\mathbf{p}, \sigma; \mathbf{p}', \sigma') = 0$$

J.10 Anticommutation relations

To check the anticommutation relations (9.3) we calculate, for example,¹²

$$\begin{aligned}
& \{\psi_\alpha(\mathbf{x}, 0), \psi_\beta^\dagger(\mathbf{y}, 0)\} \\
&= \int \frac{d\mathbf{p}}{(2\pi\hbar)^{3/2}} \sqrt{\frac{mc^2}{\omega_{\mathbf{p}}}} \frac{d\mathbf{p}'}{(2\pi\hbar)^{3/2}} \sqrt{\frac{mc^2}{\omega_{\mathbf{p}'}}} \sum_{\sigma, \sigma' = -1/2}^{1/2} \\
& \quad \left\{ \left(e^{-\frac{i}{\hbar}\mathbf{p}\mathbf{x}} u_\alpha(\mathbf{p}, \sigma) a_{\mathbf{p}, \sigma} + e^{\frac{i}{\hbar}\mathbf{p}\mathbf{x}} v_\alpha(\mathbf{p}, \sigma) b_{\mathbf{p}, \sigma}^\dagger \right), \right. \\
& \quad \left. \left(e^{\frac{i}{\hbar}\mathbf{p}'\mathbf{y}} u_\beta^\dagger(\mathbf{p}', \sigma') a_{\mathbf{p}', \sigma'}^\dagger + e^{-\frac{i}{\hbar}\mathbf{p}'\mathbf{y}} v_\beta^\dagger(\mathbf{p}', \sigma') b_{\mathbf{p}', \sigma'} \right) \right\} \\
&= \int \frac{d\mathbf{p}d\mathbf{p}'}{(2\pi\hbar)^3} \frac{mc^2}{\sqrt{\omega_{\mathbf{p}}\omega_{\mathbf{p}'}}} \sum_{\sigma, \sigma' = -1/2}^{1/2} \left(e^{-\frac{i}{\hbar}\mathbf{p}\mathbf{x} + \frac{i}{\hbar}\mathbf{p}'\mathbf{y}} u_\alpha(\mathbf{p}, \sigma) u_\beta^\dagger(\mathbf{p}', \sigma') \{a_{\mathbf{p}, \sigma}, a_{\mathbf{p}', \sigma'}^\dagger\} \right. \\
& \quad \left. + e^{\frac{i}{\hbar}\mathbf{p}\mathbf{x} - \frac{i}{\hbar}\mathbf{p}'\mathbf{y}} v_\alpha(\mathbf{p}, \sigma) v_\beta^\dagger(\mathbf{p}', \sigma') \{b_{\mathbf{p}, \sigma}^\dagger, b_{\mathbf{p}', \sigma'}\} \right) \\
&= \int \frac{d\mathbf{p}d\mathbf{p}'mc^2}{(2\pi\hbar)^3 \omega_{\mathbf{p}}} \sum_{\sigma, \sigma' = -1/2}^{1/2} \left(e^{-\frac{i}{\hbar}\mathbf{p}(\mathbf{x}-\mathbf{y})} u_\alpha(\mathbf{p}, \sigma) u_\beta^\dagger(\mathbf{p}', \sigma') \delta(\mathbf{p} - \mathbf{p}') \delta_{\sigma, \sigma'} \right. \\
& \quad \left. + e^{\frac{i}{\hbar}\mathbf{p}(\mathbf{x}-\mathbf{y})} v_\alpha(\mathbf{p}, \sigma) v_\beta^\dagger(\mathbf{p}', \sigma') \delta(\mathbf{p} - \mathbf{p}') \delta_{\sigma, \sigma'} \right) \\
&= (2\pi\hbar)^{-3} \int \frac{d\mathbf{p}mc^2}{\omega_{\mathbf{p}}} \sum_{\sigma = -1/2}^{1/2} \\
& \quad \left(e^{-\frac{i}{\hbar}\mathbf{p}(\mathbf{x}-\mathbf{y})} u_\alpha(\mathbf{p}, \sigma) u_\beta^\dagger(\mathbf{p}, \sigma) + e^{\frac{i}{\hbar}\mathbf{p}(\mathbf{x}-\mathbf{y})} v_\alpha(\mathbf{p}, \sigma) v_\beta^\dagger(\mathbf{p}, \sigma) \right) \\
&= \int \frac{d\mathbf{p}mc^2}{(2\pi\hbar)^3 \omega_{\mathbf{p}}} e^{-\frac{i}{\hbar}\mathbf{p}(\mathbf{x}-\mathbf{y})} \sum_{\sigma = -1/2}^{1/2} \left(u_\alpha(\mathbf{p}, \sigma) u_\beta^\dagger(\mathbf{p}, \sigma) + v_\alpha(-\mathbf{p}, \sigma) v_\beta^\dagger(-\mathbf{p}, \sigma) \right) \\
&= \int \frac{d\mathbf{p}mc^2}{(2\pi\hbar)^3 \omega_{\mathbf{p}}} e^{-\frac{i}{\hbar}\mathbf{p}(\mathbf{x}-\mathbf{y})} \frac{\omega_{\mathbf{p}}}{mc^2} (\gamma^0 \gamma^0)_{\alpha\beta} \\
&= \delta(\mathbf{x} - \mathbf{y}) \delta_{\alpha\beta} \tag{J.72}
\end{aligned}$$

¹²Here we used (J.45) and (J.47).

We will also find useful the following anticommutators

$$\begin{aligned}
\{A_\alpha(\mathbf{p}), \bar{A}_\beta^\dagger(\mathbf{p}')\} &= \frac{mc^2}{\omega_{\mathbf{p}}} \sum_{\sigma\sigma'} u_\alpha(\mathbf{p}, \sigma) \bar{u}_\beta^\dagger(\mathbf{p}', \sigma') \{a_{\mathbf{p},\sigma}, a_{\mathbf{p}',\sigma'}^\dagger\} \\
&= \frac{mc^2}{\omega_{\mathbf{p}}} \left(\sum_{\sigma} u_\alpha(\mathbf{p}, \sigma) \bar{u}_\beta(\mathbf{p}, \sigma) \right) \delta(\mathbf{p} - \mathbf{p}') \\
&= \frac{1}{2\omega_{\mathbf{p}}} (\gamma^0 \omega_{\mathbf{p}} - \vec{\gamma} \mathbf{p} c + mc^2)_{\alpha\beta} \delta(\mathbf{p} - \mathbf{p}') \quad (\text{J.73})
\end{aligned}$$

$$\sum_{\alpha} \{A_\alpha^\dagger(\mathbf{p}), \bar{A}_\alpha(\mathbf{p}')\} = 2\delta(\mathbf{p} - \mathbf{p}') \quad (\text{J.74})$$

$$\{B_\alpha(\mathbf{p}), \bar{B}_\beta^\dagger(\mathbf{p}')\} = \frac{1}{2\omega_{\mathbf{p}}} (\gamma^0 \omega_{\mathbf{p}} - \vec{\gamma} \mathbf{p} c - mc^2)_{\alpha\beta} \delta(\mathbf{p} - \mathbf{p}') \quad (\text{J.75})$$

$$\sum_{\alpha} \{B_\alpha^\dagger(\mathbf{p}), \bar{B}_\alpha(\mathbf{p}')\} = 2\delta(\mathbf{p} - \mathbf{p}') \quad (\text{J.76})$$

J.11 Dirac equation

We can write the electron-positron quantum field (J.26) as a sum of two terms

$$\begin{aligned}
\psi_\alpha(\tilde{x}) &= \psi_\alpha^+(\tilde{x}) + \psi_\alpha^-(\tilde{x}) \\
\psi_\alpha^+(\tilde{x}) &\equiv \sum_{\sigma} \int \frac{d\mathbf{p}}{(2\pi\hbar)^{3/2}} \sqrt{\frac{mc^2}{\omega_{\mathbf{p}}}} e^{-\frac{i}{\hbar}\tilde{p}\cdot\tilde{x}} u_\alpha(\mathbf{p}, \sigma) a_{\mathbf{p},\sigma} \\
\psi_\alpha^-(\tilde{x}) &\equiv \sum_{\sigma} \int \frac{d\mathbf{p}}{(2\pi\hbar)^{3/2}} \sqrt{\frac{mc^2}{\omega_{\mathbf{p}}}} e^{\frac{i}{\hbar}\tilde{p}\cdot\tilde{x}} v_\alpha(\mathbf{p}, \sigma) b_{\mathbf{p},\sigma}^\dagger
\end{aligned}$$

Let us now act on the component $\psi^+(\tilde{x})$ by operator in parentheses¹³

$$\left(\gamma^0 \frac{\partial}{\partial t} + c\vec{\gamma} \frac{\partial}{\partial \mathbf{x}} - \frac{imc^2}{\hbar} \right) \psi^+(\tilde{x})$$

¹³Here we use explicit definitions of gamma matrices from (J.1) and (J.2) as well as equation (J.40).

$$\begin{aligned}
&= \left(\gamma^0 \frac{\partial}{\partial t} + c \vec{\gamma} \frac{\partial}{\partial \mathbf{x}} - \frac{imc^2}{\hbar} \right) \sum_{\sigma} \int \frac{d\mathbf{p}}{(2\pi\hbar)^{3/2}} \sqrt{\frac{mc^2}{\omega_{\mathbf{p}}}} e^{-\frac{i}{\hbar}\mathbf{p}\mathbf{x} + \frac{i}{\hbar}\omega_{\mathbf{p}}t} u(\mathbf{p}, \sigma) a_{\mathbf{p},\sigma} \\
&= \frac{i}{\hbar} \sum_{\sigma} \int \frac{d\mathbf{p}}{(2\pi\hbar)^{3/2}} \sqrt{\frac{mc^2}{\omega_{\mathbf{p}}}} (\gamma^0 \omega_{\mathbf{p}} - c \vec{\gamma} \cdot \mathbf{p} - mc^2) u(\mathbf{p}, \sigma) e^{-\frac{i}{\hbar}\mathbf{p}\mathbf{x} + \frac{i}{\hbar}\omega_{\mathbf{p}}t} a_{\mathbf{p},\sigma}
\end{aligned}$$

For the product on the right hand side we obtain

$$\begin{aligned}
&(\gamma^0 \omega_{\mathbf{p}} - c \vec{\gamma} \cdot \mathbf{p} - mc^2) u(\mathbf{p}, \sigma) \\
&= \omega_{\mathbf{p}} \left[-\frac{\sqrt{\omega_{\mathbf{p}} + mc^2}}{\sqrt{\omega_{\mathbf{p}} - mc^2} (\vec{\sigma} \cdot \frac{\mathbf{p}}{p})} \right] \frac{\chi_{\sigma}}{\sqrt{2mc^2}} - \left[-\frac{\sqrt{\omega_{\mathbf{p}} - mc^2} p}{\sqrt{\omega_{\mathbf{p}} + mc^2} (\vec{\sigma} \cdot \mathbf{p})} \right] \frac{\chi_{\sigma}}{\sqrt{2mc^2}} - mc^2 u(\mathbf{p}, \sigma) \\
&= \left[\frac{\omega_{\mathbf{p}} \sqrt{\omega_{\mathbf{p}} + mc^2} - (\omega_{\mathbf{p}} - mc^2) \sqrt{\omega_{\mathbf{p}} + mc^2} - mc^2 \sqrt{\omega_{\mathbf{p}} + mc^2}}{-\omega_{\mathbf{p}} \sqrt{\omega_{\mathbf{p}} - mc^2} (\vec{\sigma} \cdot \frac{\mathbf{p}}{p}) + \sqrt{\omega_{\mathbf{p}} + mc^2} (\vec{\sigma} \cdot \frac{\mathbf{p}}{p}) pc - mc^2 \sqrt{\omega_{\mathbf{p}} - mc^2} (\vec{\sigma} \cdot \frac{\mathbf{p}}{p})} \right] \frac{\chi_{\sigma}}{\sqrt{2mc^2}} \\
&= \left[\frac{(\omega_{\mathbf{p}} - mc^2) \sqrt{\omega_{\mathbf{p}} + mc^2} - (\omega_{\mathbf{p}} - mc^2) \sqrt{\omega_{\mathbf{p}} + mc^2}}{(-\omega_{\mathbf{p}} + mc^2) \sqrt{\omega_{\mathbf{p}} - mc^2} + (\omega_{\mathbf{p}} + mc^2) \sqrt{\omega_{\mathbf{p}} - mc^2} (\vec{\sigma} \cdot \frac{\mathbf{p}}{p})} \right] \frac{\chi_{\sigma}}{\sqrt{2mc^2}} \\
&= 0
\end{aligned} \tag{J.77}$$

This leads to the *Dirac equation* for the field component $\psi^+(\tilde{x})$

$$\left(\gamma^0 \frac{\partial}{\partial t} + c \vec{\gamma} \frac{\partial}{\partial \mathbf{x}} - \frac{imc^2}{\hbar} \right) \psi^+(\tilde{x}) = 0 \tag{J.78}$$

The same equation is satisfied by the component $\psi^-(\tilde{x})$. So, the Dirac equation for the full field is

$$\left(\gamma^0 \frac{\partial}{\partial t} + c \vec{\gamma} \frac{\partial}{\partial \mathbf{x}} - \frac{imc^2}{\hbar} \right) \psi(x) = 0 \tag{J.79}$$

The equation conjugate to (J.77) is

$$\begin{aligned}
0 &= u^{\dagger}(\mathbf{p}, \sigma) ((\gamma^0)^{\dagger} \omega_{\mathbf{p}} - c (\vec{\gamma})^{\dagger} \cdot \mathbf{p} - mc^2) = u^{\dagger}(\mathbf{p}, \sigma) (\gamma^0 \omega_{\mathbf{p}} + c \vec{\gamma} \cdot \mathbf{p} - mc^2) \\
&= u^{\dagger}(\mathbf{p}, \sigma) \gamma^0 \gamma^0 (\gamma^0 \omega_{\mathbf{p}} + c \vec{\gamma} \cdot \mathbf{p} - mc^2) = \bar{u}(\mathbf{p}, \sigma) \gamma^0 (\gamma^0 \omega_{\mathbf{p}} + c \vec{\gamma} \cdot \mathbf{p} - mc^2) \\
&= \bar{u}(\mathbf{p}, \sigma) (\gamma^0 \omega_{\mathbf{p}} - c \vec{\gamma} \cdot \mathbf{p} - mc^2) \gamma^0
\end{aligned} \tag{J.80}$$

Therefore, the equation satisfied by the conjugated field is

$$\frac{\partial}{\partial t}\psi^\dagger(\tilde{x})\gamma^0 - c\frac{\partial}{\partial \mathbf{x}}\psi^\dagger(\tilde{x})\vec{\gamma}^\dagger + \frac{imc^2}{\hbar}\psi^\dagger(\tilde{x}) = 0$$

or multiplying from the right by γ^0 and using (J.3), we obtain

$$\frac{\partial}{\partial t}\bar{\psi}(\tilde{x})\gamma^0 + c\frac{\partial}{\partial \mathbf{x}}\bar{\psi}(\tilde{x})\vec{\gamma} + \frac{imc^2}{\hbar}\bar{\psi}(\tilde{x}) = 0 \quad (\text{J.81})$$

It should be emphasized that in our approach to QFT Dirac equation appears as a rather unremarkable property of the electron-positron quantum field $\psi(\tilde{x})$. This equation does not play a fundamental role assigned to it in many textbooks. Definitely, Dirac equation cannot be regarded as a “relativistic analog of the Schrödinger equation for electrons”.¹⁴ The correct electron wave functions and corresponding relativistic Schrödinger equations should be constructed by using Wigner-Dirac theory of unitary representations of the Poincaré group. For free electrons such derivations are performed in chapter 5. The relativistic analog of the Schrödinger equation for an interacting electron-proton system is constructed in chapter 12.

In the slash notation (J.22) the momentum-space Dirac equations (J.77) and (J.80) take compact forms

$$(\not{p} - mc^2)u(\mathbf{p}, \tau) = 0 \quad (\text{J.82})$$

$$\bar{u}(\mathbf{p}, \tau)(\not{p} - mc^2) = 0 \quad (\text{J.83})$$

If we denote $\not{k} \equiv \not{p} - \not{p}'$, then it follows from (J.82) - (J.83)

$$\begin{aligned} U^\mu(\mathbf{p}, \sigma; \mathbf{p}', \sigma')k_\mu &= \bar{u}(\mathbf{p}, \sigma)\not{k}u(\mathbf{p}', \sigma') = \bar{u}(\mathbf{p}, \sigma)[\not{p}'u(\mathbf{p}', \sigma')] - [\bar{u}(\mathbf{p}, \sigma)\not{p}]u(\mathbf{p}', \sigma') \\ &= (mc^2 - mc^2)\bar{u}(\mathbf{p}, \sigma)u(\mathbf{p}', \sigma') = 0 \end{aligned} \quad (\text{J.84})$$

$$W^\mu(\mathbf{p}, \sigma; \mathbf{p}', \sigma')k_\mu = 0 \quad (\text{J.85})$$

We will also need the *Gordon identity*¹⁵

¹⁴A point of view similar to ours is adopted also in textbook [Wei95].

¹⁵See Problem 3.2 in [PS95b].

$$\begin{aligned}
& \bar{u}(\mathbf{p}, \sigma)(\gamma_\kappa \not{k} - \not{k} \gamma_\kappa)u(\mathbf{p}', \sigma') = \bar{u}(\mathbf{p}, \sigma)(\gamma_\kappa(\not{p}' - \not{p}) - (\not{p}' - \not{p})\gamma_\kappa)u(\mathbf{p}', \sigma') \\
& = \bar{u}(\mathbf{p}, \sigma)(\gamma_\kappa(mc^2 - \not{p}) - (\not{p}' - mc^2)\gamma_\kappa)u(\mathbf{p}', \sigma') \\
& = \bar{u}(\mathbf{p}, \sigma)(2\gamma_\kappa mc^2 - \gamma_\kappa \not{p} - \not{p}' \gamma_\kappa)u(\mathbf{p}', \sigma') \\
& = \bar{u}(\mathbf{p}, \sigma)(2\gamma_\kappa mc^2 + \not{p} \gamma_\kappa - 2p_\kappa + \gamma_\kappa \not{p}' - 2p'_\kappa)u(\mathbf{p}', \sigma') \\
& = \bar{u}(\mathbf{p}, \sigma)(2\gamma_\kappa mc^2 + mc^2 \gamma_\kappa - 2p_\kappa + mc^2 \gamma_\kappa - 2p'_\kappa)u(\mathbf{p}', \sigma') \\
& = \bar{u}(\mathbf{p}, \sigma)(4mc^2 \gamma_\kappa - 2p_\kappa - 2p'_\kappa)u(\mathbf{p}', \sigma') \tag{J.86}
\end{aligned}$$

J.12 Fermion propagator

Let us calculate the *electron propagator*, which is frequently used in Feynman-Dyson perturbation theory

$$\mathcal{D}_{ab}(\tilde{x}_1, \tilde{x}_2) \equiv \langle 0|T(\psi_a(\tilde{x}_1)\bar{\psi}_b(\tilde{x}_2))|0\rangle$$

if $t_1 > t_2$ we can omit the time ordering sign and use (J.46)

$$\begin{aligned}
\mathcal{D}_{ab}(\tilde{x}_1, \tilde{x}_2) & = \langle 0|\psi_a(\tilde{x}_1)\bar{\psi}_b(\tilde{x}_2)|0\rangle \propto \langle 0|(a + b^\dagger)(a^\dagger + b)|0\rangle \propto \langle 0|aa^\dagger|0\rangle \\
& = \langle 0|\left(\int \frac{d\mathbf{p}}{(2\pi\hbar)^{3/2}} \sqrt{\frac{mc^2}{\omega_{\mathbf{p}}}} \sum_{\sigma} e^{-\frac{i}{\hbar}\tilde{p}\cdot\tilde{x}_1} u_a(\mathbf{p}, \sigma) a_{\mathbf{p},\sigma}\right) \times \\
& \quad \left(\int \frac{d\mathbf{q}}{(2\pi\hbar)^{3/2}} \sqrt{\frac{mc^2}{\omega_{\mathbf{q}}}} \sum_{\tau} e^{\frac{i}{\hbar}\tilde{q}\cdot\tilde{x}_2} u_b^\dagger(\mathbf{q}, \tau) a_{\mathbf{q},\tau}^\dagger\right) \gamma^0|0\rangle \\
& = \int \frac{d\mathbf{p}d\mathbf{q}}{(2\pi\hbar)^3} \frac{mc^2}{\sqrt{\omega_{\mathbf{p}}\omega_{\mathbf{q}}}} \sum_{\sigma\tau} e^{-\frac{i}{\hbar}\tilde{p}\cdot\tilde{x}_1} u_a(\mathbf{p}, \sigma) e^{\frac{i}{\hbar}\tilde{q}\cdot\tilde{x}_2} \bar{u}_b(\mathbf{q}, \tau) \delta(\mathbf{p} - \mathbf{q}) \delta_{\sigma\tau} \\
& = \int \frac{d\mathbf{p}}{(2\pi\hbar)^3} \frac{mc^2}{\omega_{\mathbf{p}}} e^{\frac{i}{\hbar}\tilde{p}\cdot(\tilde{x}_2 - \tilde{x}_1)} \sum_{\sigma} u_a(\mathbf{p}, \sigma) \bar{u}_b(\mathbf{p}, \sigma) \\
& = \int \frac{d\mathbf{p}}{(2\pi\hbar)^3} e^{\frac{i}{\hbar}(\omega_{\mathbf{p}}(t_2 - t_1) - \mathbf{p}\cdot(\mathbf{x}_2 - \mathbf{x}_1))} \frac{1}{2\omega_{\mathbf{p}}} (\gamma^0 \omega_{\mathbf{p}} - \vec{\gamma}\mathbf{p}c + mc^2)_{ab}
\end{aligned}$$

if $t_1 < t_2$ we use (J.48) to obtain¹⁶

¹⁶Note that for the anticommuting fermion field the definition of the time ordered prod-

$$\begin{aligned}
\mathcal{D}_{ab}(\tilde{x}_1, \tilde{x}_2) &= -\langle 0 | \bar{\psi}_b(\tilde{x}_2) \psi_a(\tilde{x}_1) | 0 \rangle \propto -\langle 0 | (a^\dagger + b)(a + b^\dagger) | 0 \rangle \propto -\langle 0 | bb^\dagger | 0 \rangle \\
&= -\langle 0 | (2\pi\hbar)^{-3/2} \int d\mathbf{p} e^{-\frac{i}{\hbar}\tilde{p}\cdot\tilde{x}_2} B_b(\mathbf{p}) (2\pi\hbar)^{-3/2} \int d\mathbf{q} e^{\frac{i}{\hbar}\tilde{q}\cdot\tilde{x}_1} B_a^\dagger(\mathbf{q}) | 0 \rangle \\
&= -(2\pi\hbar)^{-3} \int d\mathbf{p} \frac{mc^2}{\omega_{\mathbf{p}}} e^{\frac{i}{\hbar}\tilde{p}\cdot(\tilde{x}_1-\tilde{x}_2)} \sum_{\sigma} v_b(\mathbf{p}, \sigma) \bar{v}_a(\mathbf{p}, \sigma) \\
&= -\int \frac{d\mathbf{p}}{(2\pi\hbar)^3} e^{\frac{i}{\hbar}(\omega_{\mathbf{p}}(t_1-t_2)-\mathbf{p}(\mathbf{x}_1-\mathbf{x}_2))} \frac{1}{2\omega_{\mathbf{p}}} (\gamma^0\omega_{\mathbf{p}} - \vec{\gamma}\mathbf{p}c - mc^2)_{ab}
\end{aligned}$$

The sum of these two terms gives

$$\begin{aligned}
\mathcal{D}_{ab}(\tilde{x}_1, \tilde{x}_2) &= \theta(t_1 - t_2) \int \frac{d\mathbf{p}}{(2\pi\hbar)^3} e^{\frac{i}{\hbar}(\omega_{\mathbf{p}}(t_2-t_1)-\mathbf{p}(\mathbf{x}_2-\mathbf{x}_1))} \frac{1}{2\omega_{\mathbf{p}}} P_{ab}(\mathbf{p}, \omega_{\mathbf{p}}) \\
&+ \theta(t_2 - t_1) \int \frac{d\mathbf{p}}{(2\pi\hbar)^3} e^{\frac{i}{\hbar}(\omega_{\mathbf{p}}(t_1-t_2)-\mathbf{p}(\mathbf{x}_1-\mathbf{x}_2))} \frac{1}{2\omega_{\mathbf{p}}} P_{ab}(-\mathbf{p}, -\omega_{\mathbf{p}})
\end{aligned} \tag{J.88}$$

where we denoted

$$P_{ab}(\mathbf{p}, \omega_{\mathbf{p}}) = (\gamma^0\omega_{\mathbf{p}} - \vec{\gamma}\mathbf{p}c + mc^2)_{ab}$$

and $\theta(t)$ is the step function defined in (B.3). Our next goal is to rewrite equation (J.88) so that integration goes by 4 independent components of the 4-vector of momentum (p_0, p_x, p_y, p_z) . We use an integral representation (B.4) for the step function to obtain

$$\begin{aligned}
&\mathcal{D}_{ab}(\tilde{x}_1, \tilde{x}_2) \\
&= -\frac{1}{2\pi i} \int \frac{d\mathbf{p}}{(2\pi\hbar)^3} \int ds \frac{e^{-is(t_1-t_2)}}{s+i\epsilon} e^{-\frac{i}{\hbar}(\omega_{\mathbf{p}}(t_1-t_2)-\mathbf{p}(\mathbf{x}_1-\mathbf{x}_2))} \frac{1}{2\omega_{\mathbf{p}}} P_{ab}(\mathbf{p}, \omega_{\mathbf{p}})
\end{aligned}$$

uct involves a change of sign (compare with (7.16))

$$T[\psi_a(\tilde{x}_1)\bar{\psi}_b(\tilde{x}_2)] = \begin{cases} \psi_a(\tilde{x}_1)\bar{\psi}_b(\tilde{x}_2), & \text{if } t_1 > t_2 \\ -\bar{\psi}_b(\tilde{x}_2)\psi_a(\tilde{x}_1), & \text{if } t_1 < t_2 \end{cases} \tag{J.87}$$

$$\begin{aligned}
& - \frac{1}{2\pi i} \int \frac{d\mathbf{p}}{(2\pi\hbar)^3} \int ds \frac{e^{is(t_1-t_2)}}{s+i\epsilon} e^{\frac{i}{\hbar}(\omega_{\mathbf{p}}(t_1-t_2)-\mathbf{p}(\mathbf{x}_1-\mathbf{x}_2))} \frac{1}{2\omega_{\mathbf{p}}} P_{ab}(-\mathbf{p}, -\omega_{\mathbf{p}}) \\
& = - \frac{1}{2\pi i} \int \frac{d\mathbf{p}}{(2\pi\hbar)^3} \int ds \frac{1}{s+i\epsilon} \frac{1}{2\omega_{\mathbf{p}}} \times \\
& \quad \left[e^{-\frac{i}{\hbar}((\omega_{\mathbf{p}+\hbar s})(t_1-t_2)-\mathbf{p}(\mathbf{x}_1-\mathbf{x}_2))} P_{ab}(\mathbf{p}, \omega_{\mathbf{p}}) + e^{\frac{i}{\hbar}((\omega_{\mathbf{p}+\hbar s})(t_1-t_2)-\mathbf{p}(\mathbf{x}_1-\mathbf{x}_2))} P_{ab}(-\mathbf{p}, -\omega_{\mathbf{p}}) \right] \\
& = - \frac{1}{2\pi i} \int \frac{d\mathbf{p}}{(2\pi\hbar)^3} \int dp_0 \frac{1}{p_0 - \omega_{\mathbf{p}} + i\epsilon} \frac{1}{2\omega_{\mathbf{p}}} \times \\
& \quad \left[e^{-\frac{i}{\hbar}(p_0(t_1-t_2)-\mathbf{p}(\mathbf{x}_1-\mathbf{x}_2))} P_{ab}(\mathbf{p}, \omega_{\mathbf{p}}) + e^{\frac{i}{\hbar}(p_0(t_1-t_2)-\mathbf{p}(\mathbf{x}_1-\mathbf{x}_2))} P_{ab}(-\mathbf{p}, -\omega_{\mathbf{p}}) \right] \\
& = - \frac{1}{2\pi i} \int \frac{d\mathbf{p}}{(2\pi\hbar)^3} \int dp_0 \frac{1}{p_0 - \omega_{\mathbf{p}} + i\epsilon} \frac{1}{2\omega_{\mathbf{p}}} \times \\
& \quad \left[e^{-\frac{i}{\hbar}(p_0(t_1-t_2)-\mathbf{p}(\mathbf{x}_1-\mathbf{x}_2))} P_{ab}(\mathbf{p}, p_0) + e^{-\frac{i}{\hbar}(-p_0(t_1-t_2)+\mathbf{p}(\mathbf{x}_1-\mathbf{x}_2))} P_{ab}(-\mathbf{p}, -p_0) \right] \\
& = - \frac{1}{2\pi i} \int \frac{d\mathbf{p}}{(2\pi\hbar)^3} \int dp_0 e^{-\frac{i}{\hbar}(p_0(t_1-t_2)-\mathbf{p}(\mathbf{x}_1-\mathbf{x}_2))} \frac{1}{2\omega_{\mathbf{p}}} \left[\frac{P_{ab}(\mathbf{p}, p_0)}{p_0 - \omega_{\mathbf{p}} + i\epsilon} + \frac{P_{ab}(\mathbf{p}, p_0)}{-p_0 - \omega_{\mathbf{p}} + i\epsilon} \right] \\
& = \frac{1}{2\pi i} \int \frac{d\mathbf{p}}{(2\pi\hbar)^3} \int dp_0 e^{-\frac{i}{\hbar}(p_0(t_1-t_2)-\mathbf{p}(\mathbf{x}_1-\mathbf{x}_2))} \frac{1}{2\omega_{\mathbf{p}}} P_{ab}(\mathbf{p}, p_0) \frac{2\omega_{\mathbf{p}}}{p_0^2 - \omega_{\mathbf{p}}^2 + i\epsilon} \\
& = \frac{1}{2\pi i (2\pi\hbar)^3} \int d^4 p e^{-\frac{i}{\hbar}(\tilde{p} \cdot \tilde{x})} \frac{P_{ab}(\mathbf{p}, p_0)}{p_0^2 - c^2 \mathbf{p}^2 - m^2 c^4 + i\epsilon} \\
& = \frac{1}{2\pi i (2\pi\hbar)^3} \int d^4 p e^{-\frac{i}{\hbar}(\tilde{p} \cdot \tilde{x})} \frac{(\gamma^0 p_0 - \vec{\gamma} \mathbf{p} c + m c^2)_{ab}}{\tilde{p}^2 c^2 - m^2 c^4 + i\epsilon} \\
& = \frac{1}{2\pi i (2\pi\hbar)^3} \int d^4 p e^{-\frac{i}{\hbar}(\tilde{p} \cdot \tilde{x})} \frac{(\not{p} + m c^2)_{ab}}{\tilde{p}^2 c^2 - m^2 c^4 + i\epsilon} \tag{J.89}
\end{aligned}$$

Appendix K

Quantum field for photons

K.1 Construction of the photon's quantum field

Let us now construct a quantum field based on creation ($c_{\mathbf{p},\tau}^\dagger$) and annihilation ($c_{\mathbf{p},\tau}$) operators for photons.¹ Our goal is to satisfy conditions listed in **Step 1.** in subsection 9.1.1.

We will postulate that Lorentz transformations (9.1) of the photon field $A_\mu(\tilde{x})$ are associated with the 4-dimensional representation of the Lorentz group from subsection I.1

$$U_0(\Lambda; \tilde{a})A_\mu(\tilde{x})U_0^{-1}(\Lambda; \tilde{a}) = \sum_\nu \Lambda_{\mu\nu}^{-1}A^\nu(\Lambda(\tilde{x} + \tilde{a})) \quad (\text{K.1})$$

with indices μ and ν taking values 0,1,2,3. Then we attempt to define a 4-component quantum field for photons as²

$$\begin{aligned} A_\mu(\tilde{x}) &\equiv A_\mu(\mathbf{x}, t) \\ &= \frac{\hbar\sqrt{c}}{(2\pi\hbar)^{3/2}} \int \frac{d\mathbf{p}}{\sqrt{2p}} \sum_\tau \left[e^{-\frac{i}{\hbar}\tilde{p}\cdot\tilde{x}} e_\mu(\mathbf{p}, \tau) c_{\mathbf{p},\tau} + e^{\frac{i}{\hbar}\tilde{p}\cdot\tilde{x}} e_\mu^*(\mathbf{p}, \tau) c_{\mathbf{p},\tau}^\dagger \right] \end{aligned} \quad (\text{K.2})$$

¹See subsection 8.1.5.

²In equation (K.23) we will see that, actually, this field does not satisfy our requirement (K.1) for boosts.

where $\tilde{p} \cdot \tilde{x} \equiv \mathbf{p}\mathbf{x} - cpt$ and the coefficient functions $e_\mu(\mathbf{p}, \tau)$ should be chosen such that (K.1) is satisfied. Following the recipe from subsection J.4, we first choose the value of the coefficient function at the standard momentum $\mathbf{k} = (0, 0, 1)^3$ appropriate for massless photons

$$e_\mu(\mathbf{k}, \tau) = \frac{1}{\sqrt{2}} \begin{bmatrix} 0 \\ 1 \\ i\tau \\ 0 \end{bmatrix} \quad (\text{K.3})$$

For all other photon momenta \mathbf{p} we define⁴

$$e(\mathbf{p}, \tau) = \lambda_{\mathbf{p}} e(\mathbf{k}, \tau) \quad (\text{K.4})$$

$$e^\dagger(\mathbf{p}, \tau) = e^\dagger(\mathbf{k}, \tau) \lambda_{\mathbf{p}} \quad (\text{K.5})$$

where $\lambda_{\mathbf{p}}$ is a boost transformation which takes the particle from the standard momentum \mathbf{k} to an arbitrary \mathbf{p} .

$$\lambda_{\mathbf{p}} = R_{\mathbf{p}} B_{\mathbf{p}} \quad (\text{K.6})$$

where $B_{\mathbf{p}}$ is a boost along the z -axis and $R_{\mathbf{p}}$ is a pure rotation, as in equation (5.62).

K.2 Explicit formula for $e_\mu(\mathbf{p}, \tau)$

Note that the boost $B_{\mathbf{p}}$ in equation (5.61) has no effect on the 4-vector (K.3). The 0-th component of this vector is not affected by rotations $R_{\mathbf{p}}$ as well. Therefore, we conclude that for all \mathbf{p} and \mathbf{x}

$$e_0(\mathbf{p}, \tau) = 0 \quad (\text{K.7})$$

$$A_0(\mathbf{x}, t) = 0 \quad (\text{K.8})$$

³see equation (5.54)

⁴This is similar in spirit to the massive case (J.37) - (J.38)

Let us now find the 3-vector part of $e_\mu(\mathbf{p}, \tau)$, which we denote by $\mathbf{e}(\mathbf{p}, \tau)$. From (K.3), (K.4), (K.6), and (D.22) we obtain

$$\begin{aligned}
& \sqrt{2}\mathbf{e}(\mathbf{p}, \tau) \\
= & \begin{bmatrix} \cos \phi + n_x^2(1 - \cos \phi) & n_x n_y(1 - \cos \phi) - n_z \sin \phi & n_x n_z(1 - \cos \phi) + n_y \sin \phi \\ n_x n_y(1 - \cos \phi) + n_z \sin \phi & \cos \phi + n_y^2(1 - \cos \phi) & n_y n_z(1 - \cos \phi) - n_x \sin \phi \\ n_x n_z(1 - \cos \phi) - n_y \sin \phi & n_y n_z(1 - \cos \phi) + n_x \sin \phi & \cos \phi + n_z^2(1 - \cos \phi) \end{bmatrix} \times \\
& \begin{bmatrix} 1 \\ i\tau \\ 0 \end{bmatrix} \\
= & \begin{bmatrix} \frac{p_z}{p} + \frac{p_y^2(p-p_z)}{p(p_x^2+p_y^2)} & -\frac{p_x p_y(p-p_z)}{p(p_x^2+p_y^2)} & \frac{p_x}{p} \\ -\frac{p_x p_y(p-p_z)}{p(p_x^2+p_y^2)} & \frac{p_z}{p} + \frac{p_x^2(p-p_z)}{p(p_x^2+p_y^2)} & \frac{p_y}{p} \\ -\frac{p_x}{p} & -\frac{p_y}{p} & \frac{p_z}{p} \end{bmatrix} \begin{bmatrix} 1 \\ i\tau \\ 0 \end{bmatrix} \\
= & \begin{bmatrix} \frac{p_z p_x^2 + p p_y^2}{p(p_x^2+p_y^2)} & -\frac{p_x p_y(p-p_z)}{p(p_x^2+p_y^2)} & \frac{p_x}{p} \\ -\frac{p_x p_y(p-p_z)}{p(p_x^2+p_y^2)} & \frac{p_z p_y^2 + p p_x^2}{p(p_x^2+p_y^2)} & \frac{p_y}{p} \\ -\frac{p_x}{p} & -\frac{p_y}{p} & \frac{p_z}{p} \end{bmatrix} \begin{bmatrix} 1 \\ i\tau \\ 0 \end{bmatrix} \\
= & \frac{1}{p(p_x^2 + p_y^2)} \begin{bmatrix} p_z p_x^2 + p p_y^2 - i\tau p_x p_y(p - p_z) \\ -p_x p_y(p - p_z) + i\tau(p_z p_y^2 + p p_x^2) \\ -p_x(p_x^2 + p_y^2) - i\tau p_y(p_x^2 + p_y^2) \end{bmatrix}
\end{aligned}$$

Therefore

$$\mathbf{e}(\mathbf{p}, \tau) = \frac{1}{\sqrt{2}p(p_x^2 + p_y^2)} \begin{bmatrix} 0 \\ p_z p_x^2 + p p_y^2 - i\tau p_x p_y(p - p_z) \\ -p_x p_y(p - p_z) + i\tau(p_z p_y^2 + p p_x^2) \\ -p_x(p_x^2 + p_y^2) - i\tau p_y(p_x^2 + p_y^2) \end{bmatrix} \quad (\text{K.9})$$

One can easily see that $\mathbf{e}(\mathbf{p}, \tau)$ is orthogonal to the momentum vector $\mathbf{p} = (p_x, p_y, p_z)$ and that

$$e_\mu(\mathbf{p}, \tau)p^\mu = 0 \quad (\text{K.10})$$

K.3 Useful commutator

For our derivations in subsection 9.2.1 we need the following expression

$$C_{\alpha\beta}(\mathbf{p}) = \frac{\hbar\sqrt{c}}{\sqrt{2p}} \gamma_{\alpha\beta}^{\mu} \sum_{\tau} e_{\mu}(\mathbf{p}, \tau) c_{\mathbf{p},\tau} \quad (\text{K.11})$$

and the commutator

$$\begin{aligned} [C_{\alpha\beta}^{\dagger}(\mathbf{p}), C_{\gamma\delta}(\mathbf{p}')] &= \frac{\hbar^2 c}{2\sqrt{pp'}} \sum_{\tau\tau'} \gamma_{\alpha\beta}^{\mu} \gamma_{\gamma\delta}^{\nu} e_{\mu}^{\dagger}(\mathbf{p}, \tau) e_{\nu}(\mathbf{p}', \tau') [c_{\mathbf{p},\tau}^{\dagger}, c_{\mathbf{p}',\tau'}] \\ &= -\frac{\hbar^2 c}{2p} \sum_{\tau\tau'} \gamma_{\alpha\beta}^{\mu} \gamma_{\gamma\delta}^{\nu} e_{\mu}^{\dagger}(\mathbf{p}, \tau) e_{\nu}(\mathbf{p}', \tau') \delta(\mathbf{p} - \mathbf{p}') \delta_{\tau,\tau'} \\ &= -\frac{\hbar^2 c}{2p} \sum_{\tau} \gamma_{\alpha\beta}^{\mu} \gamma_{\gamma\delta}^{\nu} e_{\mu}^{\dagger}(\mathbf{p}, \tau) e_{\nu}(\mathbf{p}, \tau) \delta(\mathbf{p} - \mathbf{p}') \\ &= -\frac{\hbar^2 c}{2p} \gamma_{\alpha\beta}^{\mu} \gamma_{\gamma\delta}^{\nu} h_{\mu\nu}(\mathbf{p}) \delta(\mathbf{p} - \mathbf{p}') \end{aligned} \quad (\text{K.12})$$

where

$$h_{\mu\nu}(\mathbf{p}) \equiv \sum_{\tau} e_{\mu}(\mathbf{p}, \tau) e_{\nu}^{\dagger}(\mathbf{p}, \tau)$$

is a sum frequently appearing in calculations. First we calculate this sum at the standard momentum $\mathbf{k} = (0, 0, 1)$ with the help of (K.3)

$$\begin{aligned} h_{\mu\nu}(\mathbf{k}) &= \frac{1}{2} \begin{bmatrix} 0 \\ 1 \\ i \\ 0 \end{bmatrix} [0 \ 1 \ -i \ 0] + \frac{1}{2} \begin{bmatrix} 0 \\ 1 \\ -i \\ 0 \end{bmatrix} [0 \ 1 \ i \ 0] \\ &= \frac{1}{2} \begin{bmatrix} 0 & 0 & 0 & 0 \\ 0 & 1 & -i & 0 \\ 0 & i & 1 & 0 \\ 0 & 0 & 0 & 0 \end{bmatrix} + \frac{1}{2} \begin{bmatrix} 0 & 0 & 0 & 0 \\ 0 & 1 & i & 0 \\ 0 & -i & 1 & 0 \\ 0 & 0 & 0 & 0 \end{bmatrix} \end{aligned}$$

$$= \begin{bmatrix} 0 & 0 & 0 & 0 \\ 0 & 1 & 0 & 0 \\ 0 & 0 & 1 & 0 \\ 0 & 0 & 0 & 0 \end{bmatrix}$$

which can be also expressed in terms of components of the standard vector \mathbf{k}

$$\begin{aligned} h_{0\mu}(\mathbf{k}) &= h_{\mu 0}(\mathbf{k}) = 0 \\ h_{ij}(\mathbf{k}) &= \delta_{ij} - \frac{k_i k_j}{k^2} \end{aligned}$$

At arbitrary momentum \mathbf{p} we use formulas (K.4), (K.5), and (K.6)

$$\begin{aligned} h_{\mu\nu}(\mathbf{p}) &= \sum_{\tau} e_{\mu}(\mathbf{p}, \tau) e_{\nu}^{\dagger}(\mathbf{p}, \tau) \\ &= R_{\mathbf{p}} B_{\mathbf{p}} \begin{bmatrix} 0 & 0 & 0 & 0 \\ 0 & 1 & 0 & 0 \\ 0 & 0 & 1 & 0 \\ 0 & 0 & 0 & 0 \end{bmatrix} B_{\mathbf{p}}^{-1} R_{\mathbf{p}}^{-1} \\ &= R_{\mathbf{p}} \begin{bmatrix} 0 & 0 & 0 & 0 \\ 0 & 1 & 0 & 0 \\ 0 & 0 & 1 & 0 \\ 0 & 0 & 0 & 0 \end{bmatrix} R_{\mathbf{p}}^{-1} \end{aligned}$$

It then follows that $h_{0\mu}(\mathbf{p}) = h_{\mu 0}(\mathbf{p}) = 0$, that the 3×3 submatrix is

$$h_{ij}(\mathbf{p}) = R_{\mathbf{p}} \left[\delta_{ij} - \frac{k_i k_j}{k^2} \right] R_{\mathbf{p}}^{-1} = \delta_{ij} - \frac{p_i p_j}{p^2} \quad (\text{K.13})$$

and the final formula for $h_{\mu\nu}(\mathbf{p})$ is

$$h_{\mu\nu}(\mathbf{p}) = \begin{bmatrix} 0 & 0 & 0 & 0 \\ 0 & 1 - \frac{p_x^2}{p^2} & -\frac{p_x p_y}{p^2} & -\frac{p_x p_z}{p^2} \\ 0 & -\frac{p_x p_y}{p^2} & 1 - \frac{p_y^2}{p^2} & -\frac{p_y p_z}{p^2} \\ 0 & -\frac{p_x p_z}{p^2} & -\frac{p_y p_z}{p^2} & 1 - \frac{p_z^2}{p^2} \end{bmatrix} \quad (\text{K.14})$$

K.4 Equal time commutator of photon fields

The photon quantum field (K.2) commutes with itself at space-like intervals ($\mathbf{x} \neq \mathbf{y}$), as required in equation (9.4)

$$\begin{aligned}
& [A_\mu(\mathbf{x}, 0), A_\nu^\dagger(\mathbf{y}, 0)] \\
&= \frac{\hbar^2 c}{2(2\pi\hbar)^3} \int \frac{d\mathbf{p}d\mathbf{p}'}{\sqrt{pp'}} \sum_{\tau\tau'} \left[\left(e^{-\frac{i}{\hbar}\mathbf{p}\mathbf{x}} e_\mu(\mathbf{p}, \tau) c_{\mathbf{p},\tau} + e^{\frac{i}{\hbar}\mathbf{p}\mathbf{x}} e_\mu^*(\mathbf{p}, \tau) c_{\mathbf{p},\tau}^\dagger \right), \right. \\
&\quad \left. \left(e^{\frac{i}{\hbar}\mathbf{p}'\mathbf{y}} e_\nu^*(\mathbf{p}', \tau') c_{\mathbf{p}',\tau'}^\dagger + e^{-\frac{i}{\hbar}\mathbf{p}'\mathbf{y}} e_\nu(\mathbf{p}', \tau') c_{\mathbf{p}',\tau'} \right) \right] \\
&= \frac{\hbar^2 c}{2(2\pi\hbar)^3} \int \frac{d\mathbf{p}d\mathbf{p}'}{\sqrt{pp'}} \sum_{\tau\tau'} \left(e^{-\frac{i}{\hbar}\mathbf{p}\mathbf{x}} e^{\frac{i}{\hbar}\mathbf{p}'\mathbf{y}} e_\mu(\mathbf{p}, \tau) e_\nu^\dagger(\mathbf{p}', \tau') [c_{\mathbf{p},\tau}, c_{\mathbf{p}',\tau'}^\dagger] \right. \\
&\quad \left. + e^{\frac{i}{\hbar}\mathbf{p}\mathbf{x}} e^{-\frac{i}{\hbar}\mathbf{p}'\mathbf{y}} e_\mu^*(\mathbf{p}, \tau) e_\nu^{\dagger*}(\mathbf{p}', \tau') [c_{\mathbf{p},\tau}^\dagger, c_{\mathbf{p}',\tau'}] \right) \\
&= \frac{\hbar^2 c}{2(2\pi\hbar)^3} \int \frac{d\mathbf{p}d\mathbf{p}'}{p} \delta(\mathbf{p} - \mathbf{p}') \times \\
&\quad \sum_{\tau\tau'} \delta_{\tau,\tau'} \left(e^{-\frac{i}{\hbar}\mathbf{p}(\mathbf{x}-\mathbf{y})} e_\mu(\mathbf{p}, \tau) e_\nu^\dagger(\mathbf{p}', \tau') - e^{\frac{i}{\hbar}\mathbf{p}(\mathbf{x}-\mathbf{y})} e_\mu^*(\mathbf{p}, \tau) e_\nu^{\dagger*}(\mathbf{p}', \tau') \right) \\
&= \frac{\hbar^2 c}{2(2\pi\hbar)^3} \int \frac{d\mathbf{p}}{p} \sum_{\tau} \left(e^{-\frac{i}{\hbar}\mathbf{p}(\mathbf{x}-\mathbf{y})} e_\mu(\mathbf{p}, \tau) e_\nu^\dagger(\mathbf{p}, \tau) - e^{\frac{i}{\hbar}\mathbf{p}(\mathbf{x}-\mathbf{y})} e_\mu^*(\mathbf{p}, \tau) e_\nu^{\dagger*}(\mathbf{p}, \tau) \right) \\
&= \frac{\hbar^2 c}{2(2\pi\hbar)^3} \int \frac{d\mathbf{p}}{p} \left(e^{-\frac{i}{\hbar}\mathbf{p}(\mathbf{x}-\mathbf{y})} - e^{\frac{i}{\hbar}\mathbf{p}(\mathbf{x}-\mathbf{y})} \right) h_{\mu\nu}(\mathbf{p}) \\
&= -\frac{i\hbar^2 c}{2(2\pi\hbar)^3} \int \frac{d\mathbf{p}}{p} \sin(\mathbf{p}(\mathbf{x} - \mathbf{y})) h_{\mu\nu}(\mathbf{p}) \tag{K.15} \\
&= 0
\end{aligned}$$

because the integrand in (K.15) is an odd function of \mathbf{p} .

K.5 Photon propagator

Next we need to calculate the photon propagator. We use the integral representation (B.4) of the step function to write

$$\langle 0|T[A_\mu(\tilde{x}_1)A_\nu(\tilde{x}_2)]|0\rangle$$

$$\begin{aligned}
&= \hbar^2 c \int \frac{d\mathbf{p}}{2(2\pi\hbar)^3 p} h_{\mu\nu}(\mathbf{p}) \left[e^{\frac{i}{\hbar}\tilde{p}\cdot(\tilde{x}_1-\tilde{x}_2)} \theta(t_1-t_2) + e^{\frac{i}{\hbar}\tilde{p}\cdot(\tilde{x}_2-\tilde{x}_1)} \theta(t_2-t_1) \right] \\
&= -\frac{\hbar^2 c}{2\pi i} \int_{-\infty}^{\infty} ds \int \frac{d\mathbf{p}}{2(2\pi\hbar)^3 p} h_{\mu\nu}(\mathbf{p}) \left[e^{\frac{i}{\hbar}\tilde{p}\cdot(\tilde{x}_1-\tilde{x}_2)} \frac{e^{-is(t_1-t_2)}}{s+i\epsilon} + e^{\frac{i}{\hbar}\tilde{p}\cdot(\tilde{x}_2-\tilde{x}_1)} \frac{e^{is(t_1-t_2)}}{s+i\epsilon} \right] \\
&= -\frac{\hbar^2 c}{2\pi i} \int_{-\infty}^{\infty} ds \int \frac{d\mathbf{p}}{2(2\pi\hbar)^3 p} h_{\mu\nu}(\mathbf{p}) \frac{1}{s+i\epsilon} \times \\
&\quad \left[e^{\frac{i}{\hbar}(cp(t_1-t_2)-\mathbf{p}\cdot(\mathbf{x}_1-\mathbf{x}_2))} e^{-is(t_1-t_2)} + e^{\frac{i}{\hbar}(-cp(t_1-t_2)+\mathbf{p}\cdot(\mathbf{x}_1-\mathbf{x}_2))} e^{is(t_1-t_2)} \right] \\
&= -\frac{\hbar^2 c}{2\pi i} \int_{-\infty}^{\infty} ds \int \frac{d\mathbf{p}}{2(2\pi\hbar)^3 p} h_{\mu\nu}(\mathbf{p}) e^{-\frac{i}{\hbar}\mathbf{p}\cdot(\mathbf{x}_1-\mathbf{x}_2)} \left[\frac{e^{\frac{i}{\hbar}(cp-\hbar s)\cdot(t_1-t_2)}}{s+i\epsilon} + \frac{e^{-\frac{i}{\hbar}(cp-\hbar s)\cdot(t_1-t_2)}}{s+i\epsilon} \right]
\end{aligned}$$

Next we change variables: in the first integral $p_0 = cp - \hbar s$; in the second integral $p_0 = -cp + \hbar s$

$$\begin{aligned}
&\langle 0|T[A_\mu(\tilde{x}_1)A_\nu(\tilde{x}_2)]|0\rangle \\
&= -\frac{\hbar^2 c}{2\pi i} \int_{-\infty}^{\infty} dp_0 \int \frac{d\mathbf{p}}{2(2\pi\hbar)^3 p} h_{\mu\nu}(\mathbf{p}) e^{-\frac{i}{\hbar}\mathbf{p}\cdot(\mathbf{x}_1-\mathbf{x}_2)} \left[\frac{e^{\frac{i}{\hbar}p_0(t_1-t_2)}}{cp-p_0+i\epsilon} + \frac{e^{\frac{i}{\hbar}p_0(t_1-t_2)}}{cp+p_0+i\epsilon} \right] \\
&= \frac{\hbar^2 c^2}{2\pi i} \int_{-\infty}^{\infty} dp_0 \int \frac{d\mathbf{p}}{(2\pi\hbar)^3} h_{\mu\nu}(\mathbf{p}) e^{\frac{i}{\hbar}p_0(t_1-t_2)} e^{-\frac{ic}{\hbar}\mathbf{p}\cdot(\mathbf{x}_1-\mathbf{x}_2)} \frac{1}{\tilde{p}^2+i\epsilon} \\
&= \frac{\hbar^2 c^2}{2\pi i} \int \frac{d^4 p}{(2\pi\hbar)^3} h_{\mu\nu}(\mathbf{p}) e^{\frac{i}{\hbar}\tilde{p}\cdot(\tilde{x}_1-\tilde{x}_2)} \frac{1}{\tilde{p}^2+i\epsilon} \tag{K.16}
\end{aligned}$$

where we denoted $d^4 p \equiv dp_0 d\mathbf{p}$.

The matrix $h_{\mu\nu}(\mathbf{p})$ has been calculated in (K.14). However, as explained in subsection 9.2.3, it is more convenient to use the Feynman-Dyson approach where this matrix is replaced by the metric tensor $h_{\mu\nu}(\mathbf{p}) = g_{\mu\nu}$. Then we obtain our final propagator formula

$$\langle 0|T[A_\mu(\tilde{x}_1)A_\nu(\tilde{x}_2)]|0\rangle = \frac{\hbar^2 c^2}{2\pi i} \int \frac{d^4 p}{(2\pi\hbar)^3} e^{\frac{i}{\hbar}\tilde{p}\cdot(\tilde{x}_1-\tilde{x}_2)} \frac{g_{\mu\nu}}{\tilde{p}^2+i\epsilon} \tag{K.17}$$

K.6 Poincaré transformations of the photon field

Now we need to determine transformations of the photon field with respect to the non-interacting representation of the Poincaré group. Note that we have defined coefficient functions $e_\mu(\mathbf{p}, \tau)$ in subsection K.2 in the hope to achieve the transformation law (K.1) for the photon field. This approach was successful in the case of electron-positron field in Appendix J.7. However, for massless photons the situation is more complicated. The actions of translations and rotations do agree with our condition (K.1)

$$\begin{aligned} U_0(R; 0)A_0(\mathbf{x}, t)U_0^{-1}(R; 0) &= A_0(R\mathbf{x}, t) \\ U_0(R; 0)\mathbf{A}(\mathbf{x}, t)U_0^{-1}(R; 0) &= R^{-1}\mathbf{A}(R\mathbf{x}, t) \\ U_0(1; \mathbf{r}, \tau)A_\mu(\mathbf{x}, t)U_0^{-1}(1; \mathbf{r}, \tau) &= A_\mu(\mathbf{x} + \mathbf{r}, t + \tau) \end{aligned} \quad (\text{K.18})$$

However, transformations with respect to boosts disagree with our expectation [Wei64a]

$$U_0(\Lambda; 0)A_\mu(\tilde{x})U_0^{-1}(\Lambda; 0) = \sum_\nu \Lambda_{\mu\nu}^{-1}A^\nu(\Lambda\tilde{x}) \quad (\text{K.19})$$

To demonstrate this disagreement we first use equations (8.38) and (8.39) to write

$$\begin{aligned} &U_0(\Lambda; 0)A_\mu(\tilde{x})U_0^{-1}(\Lambda; 0) \\ &= \frac{\hbar\sqrt{c}}{(2\pi\hbar)^{3/2}} \int \frac{d\mathbf{p}}{\sqrt{2p}} \sum_\tau \left(e^{-\frac{i}{\hbar}\tilde{p}\cdot\tilde{x}} e_\mu(\mathbf{p}, \tau) U_0(\Lambda; 0) c_{\mathbf{p}, \tau} U_0^{-1}(\Lambda; 0) \right. \\ &\quad \left. + e^{\frac{i}{\hbar}\tilde{p}\cdot\tilde{x}} e_\mu^*(\mathbf{p}, \tau) U_0(\Lambda; 0) c_{\mathbf{p}, \tau}^\dagger U_0^{-1}(\Lambda; 0) \right) \\ &= \frac{\hbar\sqrt{c}}{(2\pi\hbar)^{3/2}} \int \frac{d\mathbf{p}}{\sqrt{2p}} \sqrt{\frac{|\Lambda\mathbf{p}|}{p}} \sum_\tau \left(e^{-\frac{i}{\hbar}\tilde{p}\cdot\tilde{x}} e_\mu(\mathbf{p}, \tau) e^{-i\tau\phi_W(\mathbf{p}, \Lambda)} c_{\Lambda\mathbf{p}, \tau} \right. \\ &\quad \left. + e^{\frac{i}{\hbar}\tilde{p}\cdot\tilde{x}} e_\mu^*(\mathbf{p}, \tau) e^{i\tau\phi_W(\mathbf{p}, \Lambda)} c_{\Lambda\mathbf{p}, \tau}^\dagger \right) \end{aligned} \quad (\text{K.20})$$

Next we take equation (K.4) for vector $\Lambda\mathbf{p}$

$$e(\Lambda \mathbf{p}, \tau) = \lambda_{\Lambda \mathbf{p}} e(\mathbf{k}, \tau)$$

and multiply both sides from the left by Λ^{-1}

$$\Lambda^{-1} e(\Lambda \mathbf{p}, \tau) = \lambda_{\mathbf{p}} (\lambda_{\mathbf{p}}^{-1} \Lambda^{-1} \lambda_{\Lambda \mathbf{p}}) e(\mathbf{k}, \tau)$$

The term in parentheses is a member of the little group⁵ which corresponds to a Wigner rotation through the angle $-\phi_W$, so we can use representation (5.55)

$$\begin{aligned} \lambda_{\mathbf{p}}^{-1} \Lambda^{-1} \lambda_{\Lambda \mathbf{p}} e(\mathbf{k}, \tau) &= S(X_1, X_2, -\phi_W) e(\mathbf{k}, \tau) \\ &= \begin{bmatrix} 1 + (X_1^2 + X_2^2)/2 & X_1 & X_2 & -(X_1^2 + X_2^2)/2 \\ X_1 \cos \phi_W - X_2 \sin \phi_W & \cos \phi_W & -\sin \phi_W & -X_1 \cos \phi_W + X_2 \sin \phi_W \\ X_1 \sin \phi_W + X_2 \cos \phi_W & \sin \phi_W & \cos \phi_W & -X_1 \sin \phi_W - X_2 \cos \phi_W \\ (X_1^2 + X_2^2)/2 & X_1 & X_2 & 1 - (X_1^2 + X_2^2)/2 \end{bmatrix} \begin{bmatrix} 0 \\ 1 \\ i\tau \\ 0 \end{bmatrix} \\ &= e^{-i\tau\phi_W(\mathbf{p}, \Lambda)} \begin{bmatrix} 0 \\ 1 \\ i\tau \\ 0 \end{bmatrix} + (X_1 + i\tau X_2) \begin{bmatrix} 1 \\ 0 \\ 0 \\ 1 \end{bmatrix} \\ &= e^{-i\tau\phi_W(\mathbf{p}, \Lambda)} e(\mathbf{k}, \tau) + \frac{X_1 + i\tau X_2}{c} \tilde{k} \end{aligned}$$

where $k_\mu = (c, 0, 0, c)$ and X_1, X_2 are certain functions of Λ and \mathbf{p} . Our next goal is to eliminate these unknown functions from our formulas. Denoting

$$X_\tau(\mathbf{p}, \Lambda) = \frac{X_1 + i\tau X_2}{c} \quad (\text{K.21})$$

we obtain

$$\begin{aligned} \sum_{\nu=0}^3 \Lambda_{\mu\nu}^{-1} e^\nu(\Lambda \mathbf{p}, \tau) &= e^{-i\tau\phi_W(\mathbf{p}, \Lambda)} \lambda_{\mathbf{p}} e_\mu(\mathbf{k}, \tau) + X_\tau(\mathbf{p}, \Lambda) \lambda_{\mathbf{p}} k_\mu \\ &= e^{-i\tau\phi_W(\mathbf{p}, \Lambda)} e_\mu(\mathbf{p}, \tau) + X_\tau(\mathbf{p}, \Lambda) \frac{p_\mu}{p} \end{aligned} \quad (\text{K.22})$$

⁵see subsection 5.3.2

where $p_\mu = (p, p_x, p_y, p_z)$ is the energy-momentum 4-vector corresponding to the 3-momentum \mathbf{p} . By letting $\mu = 0$ and taking into account (K.7) we also obtain

$$\begin{aligned} \sum_{\nu=0}^3 \Lambda_{0\nu}^{-1} e^\nu(\Lambda\mathbf{p}, \tau) &= e^{-i\tau\phi_W(\mathbf{p}, \Lambda)} e_0(\mathbf{p}, \tau) + X_\tau(\mathbf{p}, \Lambda) \frac{p_0}{p} = X_\tau(\mathbf{p}, \Lambda) \\ e^{-i\tau\phi_W(\mathbf{p}, \Lambda)} e_\mu(\mathbf{p}, \tau) &= \sum_{\nu=0}^3 \Lambda_{\mu\nu}^{-1} e^\nu(\Lambda\mathbf{p}, \tau) - X_\tau(\mathbf{p}, \Lambda) \frac{p_\mu}{p} \\ &= \sum_{\nu=0}^3 \Lambda_{\mu\nu}^{-1} e^\nu(\Lambda\mathbf{p}, \tau) - \frac{p_\mu}{p} \sum_{\nu=0}^3 \Lambda_{0\nu}^{-1} e^\nu(\Lambda\mathbf{p}, \tau) \\ &= \sum_{\nu=0}^3 \left(\Lambda_{\mu\nu}^{-1} - \Lambda_{0\nu}^{-1} \frac{p_\mu}{p} \right) e^\nu(\Lambda\mathbf{p}, \tau) \end{aligned}$$

The complex conjugate of this equation is

$$e^{i\tau\phi_W(\mathbf{p}, \Lambda)} e_\mu^*(\mathbf{p}, \tau) = \sum_{\nu=0}^3 \left(\Lambda_{\mu\nu}^{-1} - \Lambda_{0\nu}^{-1} \frac{p_\mu}{p} \right) e^{*\nu}(\Lambda\mathbf{p}, \tau)$$

Then using (5.25) and (I.4) we can rewrite equation (K.20) as

$$\begin{aligned} &U_0(\Lambda; 0) A_\mu(\tilde{x}) U_0^{-1}(\Lambda; 0) \\ &= \frac{\hbar\sqrt{c}}{\sqrt{2}(2\pi\hbar)^{3/2}} \int \frac{d\mathbf{p}}{\sqrt{p}} \sqrt{\frac{|\Lambda\mathbf{p}|}{p}} \sum_{\tau=-1}^1 \sum_{\nu=0}^3 \left(e^{-\frac{i}{\hbar}\tilde{p}\cdot\tilde{x}} \left(\Lambda_{\mu\nu}^{-1} - \Lambda_{0\nu}^{-1} \frac{p_\mu}{p} \right) e^\nu(\Lambda\mathbf{p}, \tau) c_{\Lambda\mathbf{p}, \tau} \right. \\ &\quad \left. + e^{\frac{i}{\hbar}\tilde{p}\cdot\tilde{x}} \left(\Lambda_{\mu\nu}^{-1} - \Lambda_{0\nu}^{-1} \frac{p_\mu}{p} \right) e^{*\nu}(\Lambda\mathbf{p}, \tau) c_{\Lambda\mathbf{p}, \tau}^\dagger \right) \\ &= \frac{\hbar\sqrt{c}}{\sqrt{2}(2\pi\hbar)^{3/2}} \sum_{\nu=0}^3 \Lambda_{\mu\nu}^{-1} \int \frac{d(\Lambda\mathbf{p})}{|\Lambda\mathbf{p}|} \sqrt{|\Lambda\mathbf{p}|} \sum_{\tau=-1}^1 \left(e^{-\frac{i}{\hbar}\tilde{p}\cdot\tilde{x}} e^\nu(\Lambda\mathbf{p}, \tau) c_{\Lambda\mathbf{p}, \tau} + e^{\frac{i}{\hbar}\tilde{p}\cdot\tilde{x}} e^{*\nu}(\Lambda\mathbf{p}, \tau) c_{\Lambda\mathbf{p}, \tau}^\dagger \right) \\ &\quad - \frac{\hbar\sqrt{c}}{(2\pi\hbar)^{3/2}} \int \frac{d(\Lambda\mathbf{p})}{|\Lambda\mathbf{p}|} \sqrt{|\Lambda\mathbf{p}|} p^\mu \sum_{\tau=-1}^1 \sum_{\nu=0}^3 \frac{\Lambda_{0\nu}^{-1}}{p} \left(e^{-\frac{i}{\hbar}\tilde{p}\cdot\tilde{x}} e^\nu(\Lambda\mathbf{p}, \tau) c_{\Lambda\mathbf{p}, \tau} + e^{\frac{i}{\hbar}\tilde{p}\cdot\tilde{x}} e^{*\nu}(\Lambda\mathbf{p}, \tau) c_{\Lambda\mathbf{p}, \tau}^\dagger \right) \\ &= \sum_{\nu=0}^3 \Lambda_{\mu\nu}^{-1} \left[\frac{\hbar\sqrt{c}}{\sqrt{2}(2\pi\hbar)^{3/2}} \int \frac{d\mathbf{p}}{\sqrt{p}} \sum_{\tau=-1}^1 \left(e^{-\frac{i}{\hbar}\tilde{p}\cdot\Lambda\tilde{x}} e^\nu(\mathbf{p}, \tau) c_{\mathbf{p}, \tau} + e^{\frac{i}{\hbar}\tilde{p}\cdot\Lambda\tilde{x}} e^{*\nu}(\mathbf{p}, \tau) c_{\mathbf{p}, \tau}^\dagger \right) \right] \end{aligned}$$

K.6. POINCARÉ TRANSFORMATIONS OF THE PHOTON FIELD 725

$$\begin{aligned}
& -\frac{\hbar\sqrt{c}}{(2\pi\hbar)^{3/2}} \int \frac{d\mathbf{p}}{\sqrt{p}} \sum_{\tau=-1}^1 \frac{(\Lambda^{-1}p)_\mu}{|\Lambda^{-1}\mathbf{p}|} \sum_{\nu=0}^3 \Lambda_{0\nu}^{-1} \left(e^{-\frac{i}{\hbar}\Lambda^{-1}\tilde{p}\cdot\tilde{x}} e^\nu(\mathbf{p}, \tau) c_{\mathbf{p},\tau} + e^{\frac{i}{\hbar}\Lambda^{-1}\tilde{p}\cdot\tilde{x}} e^{*\nu}(\mathbf{p}, \tau) c_{\mathbf{p},\tau}^\dagger \right) \\
& = \sum_{\nu=0}^3 \Lambda_{\mu\nu}^{-1} A^\nu(\Lambda\tilde{x}) + \Omega_\mu(\tilde{x}, \Lambda)
\end{aligned} \tag{K.23}$$

Thus we see that property (K.19) is not satisfied. In addition to the desired covariant transformation $\Lambda^{-1}A(\Lambda\tilde{x})$, there is an extra term

$$\begin{aligned}
\Omega_\mu(\tilde{x}, \Lambda) \equiv & -\frac{\hbar\sqrt{c}}{(2\pi\hbar)^{3/2}} \int \frac{d\mathbf{p}}{\sqrt{2p}} \sum_{\tau=-1}^1 \frac{(\Lambda^{-1}p)_\mu}{|\Lambda^{-1}\mathbf{p}|} \sum_{\nu=0}^3 \Lambda_{0\nu}^{-1} \times \\
& \left[e^{-\frac{i}{\hbar}\Lambda^{-1}\tilde{p}\cdot\tilde{x}} e^\nu(\mathbf{p}, \tau) c_{\mathbf{p},\tau} + e^{\frac{i}{\hbar}\Lambda^{-1}\tilde{p}\cdot\tilde{x}} e^{*\nu}(\mathbf{p}, \tau) c_{\mathbf{p},\tau}^\dagger \right]
\end{aligned} \tag{K.24}$$

in the boost transformation law. The presence of this extra term is the reason why QED with massless photons cannot be formulated via simple steps outlined in subsection 9.1.1. A more elaborate construction is required in order to maintain the relativistic invariance of QED as detailed in subsection 9.1.2 and in Appendix N.2.

From

$$\lim_{\theta \rightarrow 0} \sum_{\rho=0}^3 \Lambda_{0\rho}^{-1} e^\rho(\mathbf{p}, \tau) = \sum_{\rho=0}^3 \delta_{0\rho} e_\rho(\mathbf{p}, \tau) = e_0(\mathbf{p}, \tau) = 0 \tag{K.25}$$

we obtain the following useful property

$$\Omega(\tilde{x}, 1) = 0 \tag{K.26}$$

Appendix L

QED interaction in terms of particle operators

L.1 Current density

In QED an important role is played by the operator of *current density* which is defined as a sum of the electron/positron $J^\mu(\tilde{x})$ and proton/antiproton $\mathcal{J}^\mu(\tilde{x})$ current densities

$$\begin{aligned} j^\mu(\tilde{x}) &= J^\mu(\tilde{x}) + \mathcal{J}^\mu(\tilde{x}) \\ &\equiv -ec\bar{\psi}(\tilde{x})\gamma^\mu\psi(\tilde{x}) + ec\bar{\Psi}(\tilde{x})\gamma^\mu\Psi(\tilde{x}) \end{aligned} \quad (\text{L.1})$$

where e is the absolute value of the electron charge, gamma matrices γ^μ are defined in equations (J.1) - (J.2) and quantum fields $\psi(\tilde{x})$, $\bar{\psi}(\tilde{x})$, $\Psi(\tilde{x})$, $\bar{\Psi}(\tilde{x})$ are defined in Appendix J.3.¹ Let us consider the electron/positron part $J^\mu(\tilde{x})$ of the current density and derive three important properties of this operator.² First, with the help of (J.19), (J.21), and (J.61) we can find that the current operator (L.1) transforms as a 4-vector function on the Minkowski space-time

$$U_0(\Lambda; 0)J^\mu(\tilde{x})U_0^{-1}(\Lambda; 0)$$

¹Note that $\psi(\tilde{x})$ is a 4-component bispinor-column and $\bar{\psi}(\tilde{x})$ is a 4-component bispinor-row. So, the product $\bar{\psi}(\tilde{x})\gamma^\mu\psi(\tilde{x})$ is a scalar in the bispinor space.

²Properties of the proton/antiproton part $\mathcal{J}^\mu(\tilde{x})$ are similar.

$$\begin{aligned}
&= -ecU_0(\Lambda; 0)\psi^\dagger(\tilde{x})\gamma^0\gamma^\mu\psi(\tilde{x})U_0^{-1}(\Lambda; 0) \\
&= -ecU_0(\Lambda; 0)\psi^\dagger(\tilde{x})U_0^{-1}(\Lambda; 0)\gamma^0\gamma^\mu U_0(\Lambda; 0)\psi(\tilde{x})U_0^{-1}(\Lambda; 0) \\
&= -ec\psi^\dagger(\Lambda\tilde{x})\mathcal{D}^\dagger(\Lambda^{-1})\gamma^0\gamma^\mu\mathcal{D}(\Lambda^{-1})\psi(\Lambda\tilde{x}) \\
&= -ec\psi^\dagger(\Lambda\tilde{x})\mathcal{D}(\Lambda^{-1})\gamma^0\mathcal{D}(\Lambda^{-1})\mathcal{D}(\Lambda)\gamma^\mu\mathcal{D}(\Lambda^{-1})\psi(\Lambda\tilde{x}) \\
&= -ec\psi^\dagger(\Lambda\tilde{x})\gamma^0\mathcal{D}(\Lambda)\gamma^\mu\mathcal{D}(\Lambda^{-1})\psi(\Lambda\tilde{x}) \\
&= -ec\sum_{\nu=0}^3\psi^\dagger(\Lambda\tilde{x})\gamma^0(\Lambda^{-1})^\nu_\mu\gamma^\nu\psi(\Lambda\tilde{x}) \\
&= \sum_{\nu=0}^3(\Lambda^{-1})^\nu_\mu J_\nu(\Lambda\tilde{x})
\end{aligned} \tag{L.2}$$

From this we obtain a useful commutator

$$\begin{aligned}
&[K_{0z}, J_0(\tilde{x})] \\
&= -\frac{i\hbar}{c}\lim_{\theta\rightarrow 0}\frac{d}{d\theta}e^{\frac{ic}{\hbar}K_{0z}\theta}J_0(\tilde{x})e^{-\frac{ic}{\hbar}K_{0z}\theta} \\
&= -\frac{i\hbar}{c}\lim_{\theta\rightarrow 0}\frac{d}{d\theta}\left[J_0\left(x, y, z\cosh\theta - ct\sinh\theta, t\cosh\theta - \frac{z}{c}\sinh\theta\right)\cosh\theta\right. \\
&\quad \left.+ J_z\left(x, y, z\cosh\theta - ct\sinh\theta, t\cosh\theta - \frac{z}{c}\sinh\theta\right)\sinh\theta\right] \\
&= i\hbar\left(\frac{z}{c^2}\frac{d}{dt} + t\frac{d}{dz}\right)J_0(\tilde{x}) - \frac{i\hbar}{c}J_z(\tilde{x})
\end{aligned} \tag{L.3}$$

Space-time translations act by shifting the argument of the current

$$U_0(0; \tilde{a})J^\mu(\tilde{x})U_0^{-1}(0; \tilde{a}) = J^\mu(\tilde{x} + \tilde{a}) \tag{L.4}$$

Second, the current density satisfies the *continuity equation* which can be proven by using Dirac equations (J.79), (J.81), and property (J.3)

$$\begin{aligned}
\frac{\partial}{\partial t}J^0(\tilde{x}) &= -ec\frac{\partial}{\partial t}(\bar{\psi}(\tilde{x})\gamma^0\psi(\tilde{x})) \\
&= -ec\left(\frac{\partial}{\partial t}\bar{\psi}(\tilde{x})\right)\gamma^0\psi(\tilde{x}) + \bar{\psi}(\tilde{x})\left(\gamma^0\frac{\partial}{\partial t}\psi(\tilde{x})\right) \\
&= ec\left(c\frac{\partial}{\partial \mathbf{x}}\psi^\dagger(\tilde{x})\bar{\gamma}^\dagger + \frac{i}{\hbar}mc^2\psi^\dagger(\tilde{x})\right)\gamma^0\psi(\tilde{x})
\end{aligned}$$

$$\begin{aligned}
& + ec\bar{\psi}(\tilde{x}) \left(c\vec{\gamma} \frac{\partial}{\partial \mathbf{x}} \psi(\tilde{x}) - \frac{i}{\hbar} mc^2 \psi(\tilde{x}) \right) \\
& = ec^2 \frac{\partial}{\partial \mathbf{x}} \bar{\psi}(\tilde{x}) \vec{\gamma} \psi(\tilde{x}) + ec^2 \bar{\psi}(\tilde{x}) \vec{\gamma} \frac{\partial}{\partial \mathbf{x}} \psi(\tilde{x}) \\
& = ec^2 \frac{\partial}{\partial \mathbf{x}} (\bar{\psi}(\tilde{x}) \vec{\gamma} \psi(\tilde{x})) \\
& = -c \frac{\partial}{\partial \mathbf{x}} \mathbf{J}(\tilde{x}) \tag{L.5}
\end{aligned}$$

Third, from equation (J.72) it follows that current components commute at spacelike separations

$$[j^\mu(\mathbf{x}, t), j^\nu(\mathbf{y}, t)] = 0, \text{ if } \mathbf{x} \neq \mathbf{y}$$

Using expressions for fields (J.57) and (J.58), we can also write the current density operator (L.1) in the normally ordered form³

$$\begin{aligned}
j^\mu(\tilde{x}) & = -ec\bar{\psi}(\tilde{x})\gamma^\mu\psi(\tilde{x}) + ec\bar{\Psi}(\tilde{x})\gamma^\mu\Psi(\tilde{x}) \\
& = ec(2\pi\hbar)^{-3} \int d\mathbf{p}d\mathbf{p}' \times \\
& \left(- [e^{\frac{i}{\hbar}\tilde{p}\cdot\tilde{x}}\bar{A}_\alpha^\dagger(\mathbf{p}) + e^{-\frac{i}{\hbar}\tilde{p}\cdot\tilde{x}}\bar{B}_\alpha(\mathbf{p})]\gamma_{\alpha\beta}^\mu [e^{-\frac{i}{\hbar}\tilde{p}'\cdot\tilde{x}}A_\beta(\mathbf{p}') + e^{\frac{i}{\hbar}\tilde{p}'\cdot\tilde{x}}B_\beta^\dagger(\mathbf{p}')] \right. \\
& \quad \left. + [e^{\frac{i}{\hbar}\tilde{P}\cdot\tilde{x}}\bar{D}_\alpha^\dagger(\mathbf{p}) + e^{-\frac{i}{\hbar}\tilde{P}\cdot\tilde{x}}\bar{F}_\alpha(\mathbf{p})]\gamma_{\alpha\beta}^\mu [e^{-\frac{i}{\hbar}\tilde{P}'\cdot\tilde{x}}D_\beta(\mathbf{p}') + e^{\frac{i}{\hbar}\tilde{P}'\cdot\tilde{x}}F_\beta^\dagger(\mathbf{p}')] \right) \\
& = ec(2\pi\hbar)^{-3} \int d\mathbf{p}d\mathbf{p}' \gamma_{\alpha\beta}^\mu \times \\
& \left(- \bar{A}_\alpha^\dagger(\mathbf{p})A_\beta(\mathbf{p}')e^{-\frac{i}{\hbar}(\tilde{p}'-\tilde{p})\cdot\tilde{x}} - \bar{A}_\alpha^\dagger(\mathbf{p})B_\beta^\dagger(\mathbf{p}')e^{\frac{i}{\hbar}(\tilde{p}'+\tilde{p})\cdot\tilde{x}} \right. \\
& \quad - \bar{B}_\alpha(\mathbf{p})A_\beta(\mathbf{p}')e^{-\frac{i}{\hbar}(\tilde{p}'+\tilde{p})\cdot\tilde{x}} - \bar{B}_\alpha(\mathbf{p})B_\beta^\dagger(\mathbf{p}')e^{\frac{i}{\hbar}(\tilde{p}'-\tilde{p})\cdot\tilde{x}} \\
& \quad + \bar{D}_\alpha^\dagger(\mathbf{p})D_\beta(\mathbf{p}')e^{-\frac{i}{\hbar}(\tilde{P}'-\tilde{P})\cdot\tilde{x}} + \bar{D}_\alpha^\dagger(\mathbf{p})F_\beta^\dagger(\mathbf{p}')e^{\frac{i}{\hbar}(\tilde{P}'+\tilde{P})\cdot\tilde{x}} \\
& \quad \left. + \bar{F}_\alpha(\mathbf{p})D_\beta(\mathbf{p}')e^{-\frac{i}{\hbar}(\tilde{P}'+\tilde{P})\cdot\tilde{x}} + \bar{F}_\alpha(\mathbf{p})F_\beta^\dagger(\mathbf{p}')e^{\frac{i}{\hbar}(\tilde{P}'-\tilde{P})\cdot\tilde{x}} \right) \\
& = ec(2\pi\hbar)^{-3} \int d\mathbf{p}d\mathbf{p}' \gamma_{\alpha\beta}^\mu \times \\
& \left(- \bar{A}_\alpha^\dagger(\mathbf{p})A_\beta(\mathbf{p}')e^{-\frac{i}{\hbar}(\tilde{p}'-\tilde{p})\cdot\tilde{x}} - \bar{A}_\alpha^\dagger(\mathbf{p})B_\beta^\dagger(\mathbf{p}')e^{\frac{i}{\hbar}(\tilde{p}'+\tilde{p})\cdot\tilde{x}} \right.
\end{aligned}$$

³Summation on bispinor indices α and β is assumed.

$$\begin{aligned}
& - \bar{B}_\alpha(\mathbf{p})A_\beta(\mathbf{p}')e^{-\frac{i}{\hbar}(\tilde{p}'+\tilde{p})\cdot\tilde{x}} + B_\beta^\dagger(\mathbf{p}')\bar{B}_\alpha(\mathbf{p})e^{\frac{i}{\hbar}(\tilde{p}'-\tilde{p})\cdot\tilde{x}} \\
& + \bar{D}_\alpha^\dagger(\mathbf{p})D_\beta(\mathbf{p}')e^{-\frac{i}{\hbar}(\tilde{P}'-\tilde{P})\cdot\tilde{x}} + \bar{D}_\alpha^\dagger(\mathbf{p})F_\beta^\dagger(\mathbf{p}')e^{+\frac{i}{\hbar}(\tilde{P}'+\tilde{P})\cdot\tilde{x}} \\
& + \bar{F}_\alpha(\mathbf{p})D_\beta(\mathbf{p}')e^{-\frac{i}{\hbar}(\tilde{P}'+\tilde{P})\cdot\tilde{x}} - F_\beta^\dagger(\mathbf{p}')\bar{F}_\alpha(\mathbf{p})e^{\frac{i}{\hbar}(\tilde{P}'-\tilde{P})\cdot\tilde{x}} \\
& - \{\bar{B}_\alpha(\mathbf{p}), B_\beta^\dagger(\mathbf{p}')\}e^{\frac{i}{\hbar}(\tilde{p}'-\tilde{p})\cdot\tilde{x}} + \{\bar{F}_\alpha(\mathbf{p}), F_\beta^\dagger(\mathbf{p}')\}e^{\frac{i}{\hbar}(\tilde{P}'-\tilde{P})\cdot\tilde{x}}
\end{aligned}$$

Let us show that the two last terms vanish. We use anticommutator (J.75) and properties of gamma matrices to rewrite these two terms as

$$\begin{aligned}
& ec(2\pi\hbar)^{-3} \int d\mathbf{p}d\mathbf{p}'\gamma_{\alpha\beta}^\mu \times \\
& \left(- \frac{1}{2\omega_{\mathbf{p}}}(\gamma^0\omega_{\mathbf{p}} + \vec{\gamma}\mathbf{p}c - mc^2)_{\beta\alpha}\delta(\mathbf{p} - \mathbf{p}')e^{\frac{i}{\hbar}(\tilde{p}'-\tilde{p})\cdot\tilde{x}} \right. \\
& \quad \left. + \frac{1}{2\Omega_{\mathbf{p}}}(\gamma^0\Omega_{\mathbf{p}} + \vec{\gamma}\mathbf{p}c - Mc^2)_{\beta\alpha}\delta(\mathbf{p} - \mathbf{p}')e^{\frac{i}{\hbar}(\tilde{P}'-\tilde{P})\cdot\tilde{x}} \right) \\
& = ec(2\pi\hbar)^{-3} \int d\mathbf{p}\gamma_{\alpha\alpha}^\mu \left(\frac{mc^2}{2\omega_{\mathbf{p}}} - \frac{Mc^2}{2\Omega_{\mathbf{p}}} \right) \\
& + ec(2\pi\hbar)^{-3} \int d\mathbf{p}(\gamma^\mu\gamma^0)_{\alpha\alpha} \left(-\frac{1}{2} + \frac{1}{2} \right) \tag{L.6} \\
& + ec(2\pi\hbar)^{-3} \int d\mathbf{p}(\gamma^\mu\vec{\gamma})_{\alpha\alpha} \left(-\frac{\mathbf{p}c}{2\omega_{\mathbf{p}}} + \frac{\mathbf{p}c}{2\Omega_{\mathbf{p}}} \right) \\
& = ec(2\pi\hbar)^{-3} Tr(\gamma^\mu) \int d\mathbf{p} \left(\frac{mc^2}{2\omega_{\mathbf{p}}} - \frac{Mc^2}{2\Omega_{\mathbf{p}}} \right) \\
& + ec^2(2\pi\hbar)^{-3} Tr(\gamma^\mu\vec{\gamma}) \int d\mathbf{p}\mathbf{p} \left(-\frac{1}{2\omega_{\mathbf{p}}} + \frac{1}{2\Omega_{\mathbf{p}}} \right)
\end{aligned}$$

The first term vanishes due to the property (J.7). The second integral is zero, because the integrand is an odd function of \mathbf{p} .⁴ So, finally, the normally ordered form of the current density is

$$j^\mu(\tilde{x}) = ec(2\pi\hbar)^{-3} \int d\mathbf{p}d\mathbf{p}'\gamma_{\alpha\beta}^\mu \times$$

⁴Note that cancelation in (L.6) was possible only because our theory contains two particle types (electrons and protons) with opposite electric charges.

$$\begin{aligned}
& \left(- \bar{A}_\alpha^\dagger(\mathbf{p})A_\beta(\mathbf{p}')e^{-\frac{i}{\hbar}(\tilde{p}'-\tilde{p})\cdot\tilde{x}} - \bar{A}_\alpha^\dagger(\mathbf{p})B_\beta^\dagger(\mathbf{p}')e^{\frac{i}{\hbar}(\tilde{p}'+\tilde{p})\cdot\tilde{x}} \right. \\
& - \bar{B}_\alpha(\mathbf{p})A_\beta(\mathbf{p}')e^{-\frac{i}{\hbar}(\tilde{p}'+\tilde{p})\cdot\tilde{x}} + B_\beta^\dagger(\mathbf{p}')\bar{B}_\alpha(\mathbf{p})e^{\frac{i}{\hbar}(\tilde{p}'-\tilde{p})\cdot\tilde{x}} \\
& + \bar{D}_\alpha^\dagger(\mathbf{p})D_\beta(\mathbf{p}')e^{-\frac{i}{\hbar}(\tilde{P}'-\tilde{P})\cdot\tilde{x}} + \bar{D}_\alpha^\dagger(\mathbf{p})F_\beta^\dagger(\mathbf{p}')e^{+\frac{i}{\hbar}(\tilde{P}'+\tilde{P})\cdot\tilde{x}} \\
& \left. + \bar{F}_\alpha(\mathbf{p})D_\beta(\mathbf{p}')e^{-\frac{i}{\hbar}(\tilde{P}'+\tilde{P})\cdot\tilde{x}} - F_\beta^\dagger(\mathbf{p}')\bar{F}_\alpha(\mathbf{p})e^{\frac{i}{\hbar}(\tilde{P}'-\tilde{P})\cdot\tilde{x}} \right) \quad (\text{L.7})
\end{aligned}$$

L.2 First-order interaction in QED

Inserting (L.7) and (K.11) in (9.13) we obtain the 1st order interaction expressed in terms of creation and annihilation operators

$$\begin{aligned}
V_1 &= \frac{e}{(2\pi\hbar)^{9/2}} \int dx dp d\mathbf{p}' d\mathbf{k} \left(-\bar{A}_\alpha^\dagger(\mathbf{p})A_\beta(\mathbf{p}')e^{-\frac{i}{\hbar}(\mathbf{p}'-\mathbf{p})\cdot\mathbf{x}} + \dots \right) \times \\
& \left(e^{-\frac{i}{\hbar}\mathbf{k}\cdot\mathbf{x}}C_{\alpha\beta}(\mathbf{k}) + e^{\frac{i}{\hbar}\mathbf{k}\cdot\mathbf{x}}C_{\alpha\beta}^\dagger(\mathbf{k}) \right) \\
&= \frac{e}{(2\pi\hbar)^{3/2}} \int d\mathbf{k} d\mathbf{p} \times \\
& \left(- \bar{A}_\alpha^\dagger(\mathbf{p}+\mathbf{k})A_\beta(\mathbf{p})C_{\alpha\beta}(\mathbf{k}) - \bar{A}_\alpha^\dagger(\mathbf{p}-\mathbf{k})A_\beta(\mathbf{p})C_{\alpha\beta}^\dagger(\mathbf{k}) \right. \\
& + \bar{D}_\alpha^\dagger(\mathbf{p}+\mathbf{k})D_\beta(\mathbf{p})C_{\alpha\beta}(\mathbf{k}) + \bar{D}_\alpha^\dagger(\mathbf{p}-\mathbf{k})D_\beta(\mathbf{p})C_{\alpha\beta}^\dagger(\mathbf{k}) \\
& + B_\beta^\dagger(\mathbf{p}+\mathbf{k})\bar{B}_\alpha(\mathbf{p})C_{\alpha\beta}(\mathbf{k}) + B_\beta^\dagger(\mathbf{p}-\mathbf{k})\bar{B}_\alpha(\mathbf{p})C_{\alpha\beta}^\dagger(\mathbf{k}) \\
& - F_\beta^\dagger(\mathbf{p}+\mathbf{k})\bar{F}_\alpha(\mathbf{p})C_{\alpha\beta}(\mathbf{k}) - F_\beta^\dagger(\mathbf{p}-\mathbf{k})\bar{F}_\alpha(\mathbf{p})C_{\alpha\beta}^\dagger(\mathbf{k}) \\
& - \bar{A}_\alpha^\dagger(\mathbf{p}+\mathbf{k})B_\beta^\dagger(\mathbf{p})C_{\alpha\beta}(\mathbf{k}) - \bar{A}_\alpha^\dagger(\mathbf{p}-\mathbf{k})B_\beta^\dagger(\mathbf{p})C_{\alpha\beta}^\dagger(\mathbf{k}) \\
& - A_\beta(\mathbf{p}+\mathbf{k})\bar{B}_\alpha(\mathbf{p})C_{\alpha\beta}(\mathbf{k}) - A_\beta(\mathbf{p}-\mathbf{k})\bar{B}_\alpha(\mathbf{p})C_{\alpha\beta}^\dagger(\mathbf{k}) \\
& + \bar{D}_\alpha^\dagger(\mathbf{p}+\mathbf{k})F_\beta^\dagger(\mathbf{p})C_{\alpha\beta}(\mathbf{k}) + \bar{D}_\alpha^\dagger(\mathbf{p}-\mathbf{k})F_\beta^\dagger(\mathbf{p})C_{\alpha\beta}^\dagger(\mathbf{k}) \\
& \left. + D_\beta(\mathbf{p}+\mathbf{k})\bar{F}_\alpha(\mathbf{p})C_{\alpha\beta}(\mathbf{k}) + D_\beta(\mathbf{p}-\mathbf{k})\bar{F}_\alpha(\mathbf{p})C_{\alpha\beta}^\dagger(\mathbf{k}) \right) \quad (\text{L.8})
\end{aligned}$$

This operator is of the pure *unphys* type.

L.3 Second-order interaction in QED

The second order interaction Hamiltonian (9.14) has rather long expression in terms of particle operators

$$\begin{aligned}
V_2 &= \frac{1}{c^2} \int d\mathbf{x} d\mathbf{y} j_0(\mathbf{x}, 0) \frac{1}{8\pi|\mathbf{x} - \mathbf{y}|} j_0(\mathbf{y}, 0) \\
&= e^2 (2\pi\hbar)^{-6} \sum_{\alpha\beta\gamma\delta} \gamma_{\alpha\beta}^0 \gamma_{\gamma\delta}^0 \int d\mathbf{x} d\mathbf{y} \int d\mathbf{p} d\mathbf{p}' d\mathbf{q} d\mathbf{q}' \frac{1}{8\pi|\mathbf{x} - \mathbf{y}|} \times \\
&\quad \left(\begin{aligned}
& - \bar{A}_\alpha^\dagger(\mathbf{p}) A_\beta(\mathbf{p}') e^{-\frac{i}{\hbar}(\mathbf{p}' - \mathbf{p}) \cdot \mathbf{x}} - \bar{A}_\alpha^\dagger(\mathbf{p}) B_\beta^\dagger(\mathbf{p}') e^{\frac{i}{\hbar}(\mathbf{p}' + \mathbf{p}) \cdot \mathbf{x}} \\
& - \bar{B}_\alpha(\mathbf{p}) A_\beta(\mathbf{p}') e^{-\frac{i}{\hbar}(\mathbf{p}' + \mathbf{p}) \cdot \mathbf{x}} - \bar{B}_\alpha(\mathbf{p}) B_\beta^\dagger(\mathbf{p}') e^{\frac{i}{\hbar}(\mathbf{p}' - \mathbf{p}) \cdot \mathbf{x}} \\
& + \bar{D}_\alpha^\dagger(\mathbf{p}) D_\beta(\mathbf{p}') e^{-\frac{i}{\hbar}(\mathbf{p}' - \mathbf{p}) \cdot \mathbf{x}} + \bar{D}_\alpha^\dagger(\mathbf{p}) F_\beta^\dagger(\mathbf{p}') e^{+\frac{i}{\hbar}(\mathbf{p}' + \mathbf{p}) \cdot \mathbf{x}} \\
& + \bar{F}_\alpha(\mathbf{p}) D_\beta(\mathbf{p}') e^{-\frac{i}{\hbar}(\mathbf{p}' + \mathbf{p}) \cdot \mathbf{x}} + \bar{F}_\alpha(\mathbf{p}) F_\beta^\dagger(\mathbf{p}') e^{\frac{i}{\hbar}(\mathbf{p}' - \mathbf{p}) \cdot \mathbf{x}} \times \\
& \left(\begin{aligned}
& - \bar{A}_\gamma^\dagger(\mathbf{q}) A_\delta(\mathbf{q}') e^{-\frac{i}{\hbar}(\mathbf{q}' - \mathbf{q}) \cdot \mathbf{y}} - \bar{A}_\gamma^\dagger(\mathbf{q}) B_\delta^\dagger(\mathbf{q}') e^{\frac{i}{\hbar}(\mathbf{q}' + \mathbf{q}) \cdot \mathbf{y}} \\
& - \bar{B}_\gamma(\mathbf{q}) A_\delta(\mathbf{q}') e^{-\frac{i}{\hbar}(\mathbf{q}' + \mathbf{q}) \cdot \mathbf{y}} - \bar{B}_\gamma(\mathbf{q}) B_\delta^\dagger(\mathbf{q}') e^{\frac{i}{\hbar}(\mathbf{q}' - \mathbf{q}) \cdot \mathbf{y}} \\
& + \bar{D}_\gamma^\dagger(\mathbf{q}) D_\delta(\mathbf{q}') e^{-\frac{i}{\hbar}(\mathbf{q}' - \mathbf{q}) \cdot \mathbf{y}} + \bar{D}_\gamma^\dagger(\mathbf{q}) F_\delta^\dagger(\mathbf{q}') e^{+\frac{i}{\hbar}(\mathbf{q}' + \mathbf{q}) \cdot \mathbf{y}} \\
& + \bar{F}_\gamma(\mathbf{q}) D_\delta(\mathbf{q}') e^{-\frac{i}{\hbar}(\mathbf{q}' + \mathbf{q}) \cdot \mathbf{y}} + \bar{F}_\gamma(\mathbf{q}) F_\delta^\dagger(\mathbf{q}') e^{\frac{i}{\hbar}(\mathbf{q}' - \mathbf{q}) \cdot \mathbf{y}} \end{aligned} \right) \\
& = e^2 (2\pi\hbar)^{-6} \sum_{\alpha\beta\gamma\delta} \int d\mathbf{x} d\mathbf{y} \int d\mathbf{p} d\mathbf{p}' d\mathbf{q} d\mathbf{q}' \frac{\gamma_{\alpha\beta}^0 \gamma_{\gamma\delta}^0}{8\pi|\mathbf{x} - \mathbf{y}|} \times \\
& \quad \left(\begin{aligned}
& + \bar{A}_\alpha^\dagger(\mathbf{p}) A_\beta(\mathbf{p}') \bar{A}_\gamma^\dagger(\mathbf{q}) A_\delta(\mathbf{q}') e^{-\frac{i}{\hbar}(\mathbf{q}' - \mathbf{q}) \cdot \mathbf{y}} e^{-\frac{i}{\hbar}(\mathbf{p}' - \mathbf{p}) \cdot \mathbf{x}} \\
& + \bar{A}_\alpha^\dagger(\mathbf{p}) A_\beta(\mathbf{p}') \bar{A}_\gamma^\dagger(\mathbf{q}) B_\delta^\dagger(\mathbf{q}') e^{\frac{i}{\hbar}(\mathbf{q}' + \mathbf{q}) \cdot \mathbf{y}} e^{-\frac{i}{\hbar}(\mathbf{p}' - \mathbf{p}) \cdot \mathbf{x}} \\
& + \bar{A}_\alpha^\dagger(\mathbf{p}) A_\beta(\mathbf{p}') \bar{B}_\gamma(\mathbf{q}) A_\delta(\mathbf{q}') e^{-\frac{i}{\hbar}(\mathbf{q}' + \mathbf{q}) \cdot \mathbf{y}} e^{-\frac{i}{\hbar}(\mathbf{p}' - \mathbf{p}) \cdot \mathbf{x}} \\
& + \bar{A}_\alpha^\dagger(\mathbf{p}) A_\beta(\mathbf{p}') \bar{B}_\gamma(\mathbf{q}) B_\delta^\dagger(\mathbf{q}') e^{\frac{i}{\hbar}(\mathbf{q}' - \mathbf{q}) \cdot \mathbf{y}} e^{-\frac{i}{\hbar}(\mathbf{p}' - \mathbf{p}) \cdot \mathbf{x}} \\
& - \bar{A}_\alpha^\dagger(\mathbf{p}) A_\beta(\mathbf{p}') \bar{D}_\gamma^\dagger(\mathbf{q}) D_\delta(\mathbf{q}') e^{-\frac{i}{\hbar}(\mathbf{q}' - \mathbf{q}) \cdot \mathbf{y}} e^{-\frac{i}{\hbar}(\mathbf{p}' - \mathbf{p}) \cdot \mathbf{x}} \\
& - \bar{A}_\alpha^\dagger(\mathbf{p}) A_\beta(\mathbf{p}') \bar{D}_\gamma^\dagger(\mathbf{q}) F_\delta^\dagger(\mathbf{q}') e^{+\frac{i}{\hbar}(\mathbf{q}' + \mathbf{q}) \cdot \mathbf{y}} e^{-\frac{i}{\hbar}(\mathbf{p}' - \mathbf{p}) \cdot \mathbf{x}} \\
& - \bar{A}_\alpha^\dagger(\mathbf{p}) A_\beta(\mathbf{p}') \bar{F}_\gamma(\mathbf{q}) D_\delta(\mathbf{q}') e^{-\frac{i}{\hbar}(\mathbf{q}' + \mathbf{q}) \cdot \mathbf{y}} e^{-\frac{i}{\hbar}(\mathbf{p}' - \mathbf{p}) \cdot \mathbf{x}} \\
& - \bar{A}_\alpha^\dagger(\mathbf{p}) A_\beta(\mathbf{p}') \bar{F}_\gamma(\mathbf{q}) F_\delta^\dagger(\mathbf{q}') e^{\frac{i}{\hbar}(\mathbf{q}' - \mathbf{q}) \cdot \mathbf{y}} e^{-\frac{i}{\hbar}(\mathbf{p}' - \mathbf{p}) \cdot \mathbf{x}} \\
& + \bar{A}_\alpha^\dagger(\mathbf{p}) B_\beta^\dagger(\mathbf{p}') \bar{A}_\gamma^\dagger(\mathbf{q}) A_\delta(\mathbf{q}') e^{-\frac{i}{\hbar}(\mathbf{q}' - \mathbf{q}) \cdot \mathbf{y}} e^{\frac{i}{\hbar}(\mathbf{p}' + \mathbf{p}) \cdot \mathbf{x}} \\
& + \bar{A}_\alpha^\dagger(\mathbf{p}) B_\beta^\dagger(\mathbf{p}') \bar{A}_\gamma^\dagger(\mathbf{q}) B_\delta^\dagger(\mathbf{q}') e^{\frac{i}{\hbar}(\mathbf{q}' + \mathbf{q}) \cdot \mathbf{y}} e^{\frac{i}{\hbar}(\mathbf{p}' + \mathbf{p}) \cdot \mathbf{x}} \\
& + \bar{A}_\alpha^\dagger(\mathbf{p}) B_\beta^\dagger(\mathbf{p}') \bar{B}_\gamma(\mathbf{q}) A_\delta(\mathbf{q}') e^{-\frac{i}{\hbar}(\mathbf{q}' + \mathbf{q}) \cdot \mathbf{y}} e^{\frac{i}{\hbar}(\mathbf{p}' + \mathbf{p}) \cdot \mathbf{x}}
\end{aligned} \right)
\end{aligned}$$

$$+ \bar{F}_\alpha(\mathbf{p})F_\beta^\dagger(\mathbf{p}')\bar{F}_\gamma(\mathbf{q})F_\delta^\dagger(\mathbf{q}')e^{\frac{i}{\hbar}(\mathbf{q}'-\mathbf{q})\cdot\mathbf{y}}e^{\frac{i}{\hbar}(\mathbf{p}'-\mathbf{p})\cdot\mathbf{x}} \quad (\text{L.9})$$

We need to convert this expression to the normal order, i.e., move all creation operators in front of annihilation operators. After this is done we will obtain a sum of *phys*, *unphys*, and *renorm* terms. It can be shown that the *renorm* terms are infinite. This is an indication of renormalization troubles with QED. These troubles are discussed in detail in chapter 10. In the rest of this section we will simply ignore the *renorm* part of interaction.

There are some cancelations among *unphys* terms. To see how they work, let us convert to the normal order the 12th term in (L.9)

$$\begin{aligned} & e^2(2\pi\hbar)^{-6} \sum_{\alpha\beta\gamma\delta} \int d\mathbf{x}d\mathbf{y} \int d\mathbf{p}d\mathbf{p}'d\mathbf{q}d\mathbf{q}' \frac{\gamma_{\alpha\beta}^0\gamma_{\gamma\delta}^0}{8\pi|\mathbf{x}-\mathbf{y}|} \times \\ & \bar{A}_\alpha^\dagger(\mathbf{p})B_\beta^\dagger(\mathbf{p}')\bar{B}_\gamma(\mathbf{q})B_\delta^\dagger(\mathbf{q}')e^{\frac{i}{\hbar}(\mathbf{q}'-\mathbf{q})\cdot\mathbf{y}}e^{\frac{i}{\hbar}(\mathbf{p}'+\mathbf{p})\cdot\mathbf{x}} \\ = & -e^2(2\pi\hbar)^{-6} \sum_{\alpha\beta\gamma\delta} \int d\mathbf{x}d\mathbf{y} \int d\mathbf{p}d\mathbf{p}'d\mathbf{q}d\mathbf{q}' \frac{\gamma_{\alpha\beta}^0\gamma_{\gamma\delta}^0}{8\pi|\mathbf{x}-\mathbf{y}|} \times \\ & \bar{A}_\alpha^\dagger(\mathbf{p})B_\beta^\dagger(\mathbf{p}')B_\delta^\dagger(\mathbf{q}')\bar{B}_\gamma(\mathbf{q})e^{\frac{i}{\hbar}(\mathbf{q}'-\mathbf{q})\cdot\mathbf{y}}e^{\frac{i}{\hbar}(\mathbf{p}'+\mathbf{p})\cdot\mathbf{x}} \\ + & e^2(2\pi\hbar)^{-6} \sum_{\alpha\beta\gamma\delta} \int d\mathbf{x}d\mathbf{y} \int d\mathbf{p}d\mathbf{p}'d\mathbf{q}d\mathbf{q}' \frac{\gamma_{\alpha\beta}^0\gamma_{\gamma\delta}^0}{8\pi|\mathbf{x}-\mathbf{y}|} \times \\ & \bar{A}_\alpha^\dagger(\mathbf{p})B_\beta^\dagger(\mathbf{p}')\{\bar{B}_\gamma(\mathbf{q}), B_\delta^\dagger(\mathbf{q}')\}e^{\frac{i}{\hbar}(\mathbf{q}'-\mathbf{q})\cdot\mathbf{y}}e^{\frac{i}{\hbar}(\mathbf{p}'+\mathbf{p})\cdot\mathbf{x}} \end{aligned}$$

Now we denote the second term on the right hand side of this expression by I and use (J.75), (J.7) - (J.8), and (B.6)

$$\begin{aligned} I & = e^2(2\pi\hbar)^{-6} \sum_{\alpha\beta\gamma\delta} \int d\mathbf{x}d\mathbf{y} \int d\mathbf{p}d\mathbf{p}'d\mathbf{q}d\mathbf{q}' \frac{\gamma_{\alpha\beta}^0\gamma_{\gamma\delta}^0}{8\pi|\mathbf{x}-\mathbf{y}|} \times \\ & \bar{A}_\alpha^\dagger(\mathbf{p})B_\beta^\dagger(\mathbf{p}')\frac{1}{2\omega_{\mathbf{q}}}(\gamma^0\omega_{\mathbf{q}} + \vec{\gamma}\mathbf{q}c - mc^2)_{\gamma\delta}\delta(\mathbf{q}'-\mathbf{q})e^{\frac{i}{\hbar}(\mathbf{q}'-\mathbf{q})\cdot\mathbf{y}}e^{\frac{i}{\hbar}(\mathbf{p}'+\mathbf{p})\cdot\mathbf{x}} \\ = & e^2(2\pi\hbar)^{-6} \sum_{\alpha\beta} \int d\mathbf{x}d\mathbf{y} \int d\mathbf{p}d\mathbf{p}'d\mathbf{q} \frac{\gamma_{\alpha\beta}^0}{8\pi|\mathbf{x}-\mathbf{y}|} \times \\ & \bar{A}_\alpha^\dagger(\mathbf{p})B_\beta^\dagger(\mathbf{p}')\frac{1}{2\omega_{\mathbf{q}}}(\omega_{\mathbf{q}}Tr(\gamma^0\gamma^0) + \mathbf{q}cTr(\gamma^0\vec{\gamma}) - mc^2Tr(\gamma^0))e^{\frac{i}{\hbar}(\mathbf{p}'+\mathbf{p})\cdot\mathbf{x}} \end{aligned}$$

$$\begin{aligned}
&= 2e^2(2\pi\hbar)^{-6} \sum_{\alpha\beta} \int d\mathbf{x}d\mathbf{y} \int d\mathbf{p}d\mathbf{p}'d\mathbf{q} \frac{\gamma_{\alpha\beta}^0}{8\pi|\mathbf{x}-\mathbf{y}|} \bar{A}_\alpha^\dagger(\mathbf{p})B_\beta^\dagger(\mathbf{p}')e^{\frac{i}{\hbar}(\mathbf{p}'+\mathbf{p})\cdot\mathbf{x}} \\
&= \frac{2e^2\hbar^2}{(2\pi\hbar)^3} \sum_{\alpha\beta} \int d\mathbf{p}d\mathbf{p}'d\mathbf{q} \gamma_{\alpha\beta}^0 \bar{A}_\alpha^\dagger(\mathbf{p})B_\beta^\dagger(\mathbf{p}') \frac{\delta(\mathbf{p}'+\mathbf{p})}{(\mathbf{p}'+\mathbf{p})^2} \tag{L.10}
\end{aligned}$$

This term is infinite. However there are three other infinite terms in (L.9) that arise in a similar manner from $-A^\dagger B^\dagger F F^\dagger + B B^\dagger A^\dagger B^\dagger - F F^\dagger A^\dagger B^\dagger$. These terms cancel exactly with (L.10). Similar to (L.6), this cancelation is possible only because of the condition $q_{electron} + q_{proton} = 0$.

Taking into account the above results and using anticommutators like (J.73) and (J.75) we can bring the second order interaction (L.9) to the normal order

$$\begin{aligned}
V_2 &= e^2(2\pi\hbar)^{-6} \sum_{\alpha\beta\gamma\delta} \int d\mathbf{x}d\mathbf{y} \int d\mathbf{p}d\mathbf{p}'d\mathbf{q}d\mathbf{q}' \frac{\gamma_{\alpha\beta}^0 \gamma_{\gamma\delta}^0}{8\pi|\mathbf{x}-\mathbf{y}|} \times \\
&\quad (- \bar{A}_\alpha^\dagger(\mathbf{p})\bar{A}_\gamma^\dagger(\mathbf{q})A_\beta(\mathbf{p}')A_\delta(\mathbf{q}')e^{-\frac{i}{\hbar}(\mathbf{q}'-\mathbf{q})\cdot\mathbf{y}}e^{-\frac{i}{\hbar}(\mathbf{p}'-\mathbf{p})\cdot\mathbf{x}} \\
&\quad - \bar{A}_\alpha^\dagger(\mathbf{p})\bar{A}_\gamma^\dagger(\mathbf{q})A_\beta(\mathbf{p}')B_\delta^\dagger(\mathbf{q}')e^{\frac{i}{\hbar}(\mathbf{q}'+\mathbf{q})\cdot\mathbf{y}}e^{-\frac{i}{\hbar}(\mathbf{p}'-\mathbf{p})\cdot\mathbf{x}} \\
&\quad + \bar{A}_\alpha^\dagger(\mathbf{p})A_\beta(\mathbf{p}')A_\delta(\mathbf{q}')\bar{B}_\gamma(\mathbf{q})e^{-\frac{i}{\hbar}(\mathbf{q}'+\mathbf{q})\cdot\mathbf{y}}e^{-\frac{i}{\hbar}(\mathbf{p}'-\mathbf{p})\cdot\mathbf{x}} \\
&\quad - \bar{A}_\alpha^\dagger(\mathbf{p})A_\beta(\mathbf{p}')B_\delta^\dagger(\mathbf{q}')\bar{B}_\gamma(\mathbf{q})e^{\frac{i}{\hbar}(\mathbf{q}'-\mathbf{q})\cdot\mathbf{y}}e^{-\frac{i}{\hbar}(\mathbf{p}'-\mathbf{p})\cdot\mathbf{x}} \\
&\quad - \bar{A}_\alpha^\dagger(\mathbf{p})A_\beta(\mathbf{p}')\bar{D}_\gamma^\dagger(\mathbf{q})D_\delta(\mathbf{q}')e^{-\frac{i}{\hbar}(\mathbf{q}'-\mathbf{q})\cdot\mathbf{y}}e^{-\frac{i}{\hbar}(\mathbf{p}'-\mathbf{p})\cdot\mathbf{x}} \\
&\quad - \bar{A}_\alpha^\dagger(\mathbf{p})A_\beta(\mathbf{p}')\bar{D}_\gamma^\dagger(\mathbf{q})F_\delta^\dagger(\mathbf{q}')e^{+\frac{i}{\hbar}(\mathbf{q}'+\mathbf{q})\cdot\mathbf{y}}e^{-\frac{i}{\hbar}(\mathbf{p}'-\mathbf{p})\cdot\mathbf{x}} \\
&\quad - \bar{A}_\alpha^\dagger(\mathbf{p})A_\beta(\mathbf{p}')D_\delta(\mathbf{q}')\bar{F}_\gamma(\mathbf{q})e^{-\frac{i}{\hbar}(\mathbf{q}'+\mathbf{q})\cdot\mathbf{y}}e^{-\frac{i}{\hbar}(\mathbf{p}'-\mathbf{p})\cdot\mathbf{x}} \\
&\quad + \bar{A}_\alpha^\dagger(\mathbf{p})A_\beta(\mathbf{p}')F_\delta^\dagger(\mathbf{q}')\bar{F}_\gamma(\mathbf{q})e^{\frac{i}{\hbar}(\mathbf{q}'-\mathbf{q})\cdot\mathbf{y}}e^{-\frac{i}{\hbar}(\mathbf{p}'-\mathbf{p})\cdot\mathbf{x}} \\
&\quad + \bar{A}_\alpha^\dagger(\mathbf{p})\bar{A}_\gamma^\dagger(\mathbf{q})A_\delta(\mathbf{q}')B_\beta^\dagger(\mathbf{p}')e^{-\frac{i}{\hbar}(\mathbf{q}'-\mathbf{q})\cdot\mathbf{y}}e^{\frac{i}{\hbar}(\mathbf{p}'+\mathbf{p})\cdot\mathbf{x}} \\
&\quad + \bar{A}_\alpha^\dagger(\mathbf{p})\bar{A}_\gamma^\dagger(\mathbf{q})B_\beta^\dagger(\mathbf{p}')B_\delta^\dagger(\mathbf{q}')e^{\frac{i}{\hbar}(\mathbf{q}'+\mathbf{q})\cdot\mathbf{y}}e^{\frac{i}{\hbar}(\mathbf{p}'+\mathbf{p})\cdot\mathbf{x}} \\
&\quad + \bar{A}_\alpha^\dagger(\mathbf{p})A_\delta(\mathbf{q}')B_\beta^\dagger(\mathbf{p}')\bar{B}_\gamma(\mathbf{q})e^{-\frac{i}{\hbar}(\mathbf{q}'+\mathbf{q})\cdot\mathbf{y}}e^{\frac{i}{\hbar}(\mathbf{p}'+\mathbf{p})\cdot\mathbf{x}} \\
&\quad - \bar{A}_\alpha^\dagger(\mathbf{p})B_\beta^\dagger(\mathbf{p}')B_\delta^\dagger(\mathbf{q}')\bar{B}_\gamma(\mathbf{q})e^{\frac{i}{\hbar}(\mathbf{q}'-\mathbf{q})\cdot\mathbf{y}}e^{\frac{i}{\hbar}(\mathbf{p}'+\mathbf{p})\cdot\mathbf{x}} \\
&\quad - \bar{A}_\alpha^\dagger(\mathbf{p})B_\beta^\dagger(\mathbf{p}')\bar{D}_\gamma^\dagger(\mathbf{q})D_\delta(\mathbf{q}')e^{-\frac{i}{\hbar}(\mathbf{q}'-\mathbf{q})\cdot\mathbf{y}}e^{\frac{i}{\hbar}(\mathbf{p}'+\mathbf{p})\cdot\mathbf{x}} \\
&\quad - \bar{A}_\alpha^\dagger(\mathbf{p})B_\beta^\dagger(\mathbf{p}')\bar{D}_\gamma^\dagger(\mathbf{q})F_\delta^\dagger(\mathbf{q}')e^{+\frac{i}{\hbar}(\mathbf{q}'+\mathbf{q})\cdot\mathbf{y}}e^{\frac{i}{\hbar}(\mathbf{p}'+\mathbf{p})\cdot\mathbf{x}}
\end{aligned}$$

$$\begin{aligned}
& + 2B_\beta^\dagger(\mathbf{p}')\bar{B}_\alpha(\mathbf{p})\bar{D}_\gamma^\dagger(\mathbf{q})F_\delta^\dagger(\mathbf{q}')e^{+\frac{i}{\hbar}(\mathbf{q}'+\mathbf{q})\cdot\mathbf{y}}e^{\frac{i}{\hbar}(\mathbf{p}'-\mathbf{p})\cdot\mathbf{x}} \\
& + 2B_\beta^\dagger(\mathbf{p}')\bar{B}_\alpha(\mathbf{p})D_\delta(\mathbf{q}')\bar{F}_\gamma(\mathbf{q})e^{-\frac{i}{\hbar}(\mathbf{q}'+\mathbf{q})\cdot\mathbf{y}}e^{\frac{i}{\hbar}(\mathbf{p}'-\mathbf{p})\cdot\mathbf{x}} \\
& - 2B_\beta^\dagger(\mathbf{p}')\bar{B}_\alpha(\mathbf{p})F_\delta^\dagger(\mathbf{q}')\bar{F}_\gamma(\mathbf{q})e^{\frac{i}{\hbar}(\mathbf{q}'-\mathbf{q})\cdot\mathbf{y}}e^{\frac{i}{\hbar}(\mathbf{p}'-\mathbf{p})\cdot\mathbf{x}} \\
& - \bar{D}_\alpha^\dagger(\mathbf{p})\bar{D}_\gamma^\dagger(\mathbf{q})D_\beta(\mathbf{p}')D_\delta(\mathbf{q}')e^{-\frac{i}{\hbar}(\mathbf{q}'-\mathbf{q})\cdot\mathbf{y}}e^{-\frac{i}{\hbar}(\mathbf{p}'-\mathbf{p})\cdot\mathbf{x}} \\
& - 2\bar{D}_\alpha^\dagger(\mathbf{p})\bar{D}_\gamma^\dagger(\mathbf{q})D_\beta(\mathbf{p}')F_\delta^\dagger(\mathbf{q}')e^{+\frac{i}{\hbar}(\mathbf{q}'+\mathbf{q})\cdot\mathbf{y}}e^{-\frac{i}{\hbar}(\mathbf{p}'-\mathbf{p})\cdot\mathbf{x}} \\
& + 2\bar{D}_\alpha^\dagger(\mathbf{p})D_\beta(\mathbf{p}')D_\delta(\mathbf{q}')\bar{F}_\gamma(\mathbf{q})e^{-\frac{i}{\hbar}(\mathbf{q}'+\mathbf{q})\cdot\mathbf{y}}e^{-\frac{i}{\hbar}(\mathbf{p}'-\mathbf{p})\cdot\mathbf{x}} \\
& - 2\bar{D}_\alpha^\dagger(\mathbf{p})D_\beta(\mathbf{p}')F_\gamma^\dagger(\mathbf{q}')\bar{F}_\delta(\mathbf{q})e^{\frac{i}{\hbar}(\mathbf{q}'-\mathbf{q})\cdot\mathbf{y}}e^{-\frac{i}{\hbar}(\mathbf{p}'-\mathbf{p})\cdot\mathbf{x}} \\
& + \bar{D}_\alpha^\dagger(\mathbf{p})\bar{D}_\gamma^\dagger(\mathbf{q})F_\beta^\dagger(\mathbf{p}')F_\delta^\dagger(\mathbf{q}')e^{+\frac{i}{\hbar}(\mathbf{q}'+\mathbf{q})\cdot\mathbf{y}}e^{+\frac{i}{\hbar}(\mathbf{p}'+\mathbf{p})\cdot\mathbf{x}} \\
& + 2\bar{D}_\alpha^\dagger(\mathbf{p})D_\delta(\mathbf{q}')F_\beta^\dagger(\mathbf{p}')\bar{F}_\gamma(\mathbf{q})e^{-\frac{i}{\hbar}(\mathbf{q}'+\mathbf{q})\cdot\mathbf{y}}e^{+\frac{i}{\hbar}(\mathbf{p}'+\mathbf{p})\cdot\mathbf{x}} \\
& - 2\bar{D}_\alpha^\dagger(\mathbf{p})F_\beta^\dagger(\mathbf{p}')F_\delta^\dagger(\mathbf{q}')\bar{F}_\gamma(\mathbf{q})e^{\frac{i}{\hbar}(\mathbf{q}'-\mathbf{q})\cdot\mathbf{y}}e^{+\frac{i}{\hbar}(\mathbf{p}'+\mathbf{p})\cdot\mathbf{x}} \\
& + D_\beta(\mathbf{p}')D_\delta(\mathbf{q}')\bar{F}_\alpha(\mathbf{p})\bar{F}_\gamma(\mathbf{q})e^{-\frac{i}{\hbar}(\mathbf{q}'+\mathbf{q})\cdot\mathbf{y}}e^{-\frac{i}{\hbar}(\mathbf{p}'+\mathbf{p})\cdot\mathbf{x}} \\
& + 2D_\beta(\mathbf{p}')F_\delta^\dagger(\mathbf{q}')\bar{F}_\alpha(\mathbf{p})\bar{F}_\gamma(\mathbf{q})e^{\frac{i}{\hbar}(\mathbf{q}'-\mathbf{q})\cdot\mathbf{y}}e^{-\frac{i}{\hbar}(\mathbf{p}'+\mathbf{p})\cdot\mathbf{x}} \\
& - F_\beta^\dagger(\mathbf{p}')F_\delta^\dagger(\mathbf{q}')\bar{F}_\alpha(\mathbf{p})\bar{F}_\gamma(\mathbf{q})e^{\frac{i}{\hbar}(\mathbf{q}'-\mathbf{q})\cdot\mathbf{y}}e^{\frac{i}{\hbar}(\mathbf{p}'-\mathbf{p})\cdot\mathbf{x}}
\end{aligned}$$

Integrals over \mathbf{x} and \mathbf{y} can be evaluated by using formula (B.6)

$$\begin{aligned}
V_2 &= \frac{e^2\hbar^2}{2(2\pi\hbar)^3} \sum_{\alpha\beta\gamma\delta} \int d\mathbf{p}d\mathbf{p}'d\mathbf{q}d\mathbf{q}' \gamma_{\alpha\beta}^0 \gamma_{\gamma\delta}^0 \times \\
& \left(\begin{aligned}
& - \bar{A}_\alpha^\dagger(\mathbf{p})\bar{A}_\gamma^\dagger(\mathbf{q})A_\beta(\mathbf{p}')A_\delta(\mathbf{q}')\delta(\mathbf{q}'-\mathbf{q}+\mathbf{p}'-\mathbf{p})\frac{1}{|\mathbf{q}'-\mathbf{q}|^2} \\
& + 2\bar{A}_\alpha^\dagger(\mathbf{p})A_\beta(\mathbf{p}')A_\delta(\mathbf{q}')\bar{B}_\gamma(\mathbf{q})\delta(\mathbf{q}'+\mathbf{q}+\mathbf{p}'-\mathbf{p})\frac{1}{|\mathbf{q}'+\mathbf{q}|^2} \\
& - 2\bar{A}_\alpha^\dagger(\mathbf{p})A_\beta(\mathbf{p}')B_\delta^\dagger(\mathbf{q}')\bar{B}_\gamma(\mathbf{q})\delta(\mathbf{q}'-\mathbf{q}-\mathbf{p}'+\mathbf{p})\frac{1}{|\mathbf{q}'-\mathbf{q}|^2} \\
& - 2\bar{A}_\alpha^\dagger(\mathbf{p})A_\beta(\mathbf{p}')\bar{D}_\gamma^\dagger(\mathbf{q})D_\delta(\mathbf{q}')\delta(\mathbf{q}'-\mathbf{q}+\mathbf{p}'-\mathbf{p})\frac{1}{|\mathbf{q}'-\mathbf{q}|^2} \\
& - 2\bar{A}_\alpha^\dagger(\mathbf{p})A_\beta(\mathbf{p}')\bar{D}_\gamma^\dagger(\mathbf{q})F_\delta^\dagger(\mathbf{q}')\delta(\mathbf{q}'+\mathbf{q}-\mathbf{p}'+\mathbf{p})\frac{1}{|\mathbf{q}'+\mathbf{q}|^2} \\
& - 2\bar{A}_\alpha^\dagger(\mathbf{p})A_\beta(\mathbf{p}')D_\delta(\mathbf{q}')\bar{F}_\gamma(\mathbf{q})\delta(\mathbf{q}'+\mathbf{q}+\mathbf{p}'-\mathbf{p})\frac{1}{|\mathbf{q}'+\mathbf{q}|^2}
\end{aligned} \right)
\end{aligned}$$

$$\begin{aligned}
& + 2\bar{A}_\alpha^\dagger(\mathbf{p})A_\beta(\mathbf{p}')F_\delta^\dagger(\mathbf{q}')\bar{F}_\gamma(\mathbf{q})\delta(\mathbf{q}' - \mathbf{q} - \mathbf{p}' + \mathbf{p})\frac{1}{|\mathbf{q}' - \mathbf{q}|^2} \\
& + 2\bar{A}_\alpha^\dagger(\mathbf{p})\bar{A}_\gamma^\dagger(\mathbf{q})A_\delta(\mathbf{q}')B_\beta^\dagger(\mathbf{p}')\delta(\mathbf{q}' - \mathbf{q} - \mathbf{p}' - \mathbf{p})\frac{1}{|\mathbf{q}' - \mathbf{q}|^2} \\
& + \bar{A}_\alpha^\dagger(\mathbf{p})\bar{A}_\gamma^\dagger(\mathbf{q})B_\beta^\dagger(\mathbf{p}')B_\delta^\dagger(\mathbf{q}')\delta(\mathbf{q}' + \mathbf{q} + \mathbf{p}' + \mathbf{p})\frac{1}{|\mathbf{q}' + \mathbf{q}|^2} \\
& + 2\bar{A}_\alpha^\dagger(\mathbf{p})A_\delta(\mathbf{q}')B_\beta^\dagger(\mathbf{p}')\bar{B}_\gamma(\mathbf{q})\delta(\mathbf{q}' + \mathbf{q} - \mathbf{p}' - \mathbf{p})\frac{1}{|\mathbf{q}' + \mathbf{q}|^2} \\
& - 2\bar{A}_\alpha^\dagger(\mathbf{p})B_\beta^\dagger(\mathbf{p}')B_\delta^\dagger(\mathbf{q}')\bar{B}_\gamma(\mathbf{q})\delta(\mathbf{q}' - \mathbf{q} + \mathbf{p}' + \mathbf{p})\frac{1}{|\mathbf{q}' - \mathbf{q}|^2} \\
& - 2\bar{A}_\alpha^\dagger(\mathbf{p})B_\beta^\dagger(\mathbf{p}')\bar{D}_\gamma^\dagger(\mathbf{q})D_\delta(\mathbf{q}')\delta(\mathbf{q}' - \mathbf{q} - \mathbf{p}' - \mathbf{p})\frac{1}{|\mathbf{q}' - \mathbf{q}|^2} \\
& - 2\bar{A}_\alpha^\dagger(\mathbf{p})B_\beta^\dagger(\mathbf{p}')\bar{D}_\gamma^\dagger(\mathbf{q})F_\delta^\dagger(\mathbf{q}')\delta(\mathbf{q}' + \mathbf{q} + \mathbf{p}' + \mathbf{p})\frac{1}{|\mathbf{q}' + \mathbf{q}|^2} \\
& - 2\bar{A}_\alpha^\dagger(\mathbf{p})B_\beta^\dagger(\mathbf{p}')D_\delta(\mathbf{q}')\bar{F}_\gamma(\mathbf{q})\delta(\mathbf{q}' + \mathbf{q} - \mathbf{p}' - \mathbf{p})\frac{1}{|\mathbf{q}' + \mathbf{q}|^2} \\
& + 2\bar{A}_\alpha^\dagger(\mathbf{p})B_\beta^\dagger(\mathbf{p}')F_\delta^\dagger(\mathbf{q}')\bar{F}_\gamma(\mathbf{q})\delta(\mathbf{q}' - \mathbf{q} + \mathbf{p}' + \mathbf{p})\frac{1}{|\mathbf{q}' - \mathbf{q}|^2} \\
& + A_\beta(\mathbf{p}')A_\delta(\mathbf{q}')\bar{B}_\alpha(\mathbf{p})\bar{B}_\gamma(\mathbf{q})\delta(\mathbf{q}' + \mathbf{q} + \mathbf{p}' + \mathbf{p})\frac{1}{|\mathbf{q}' + \mathbf{q}|^2} \\
& + 2A_\beta(\mathbf{p}')B_\delta^\dagger(\mathbf{q}')\bar{B}_\alpha(\mathbf{p})\bar{B}_\gamma(\mathbf{q})\delta(\mathbf{q}' - \mathbf{q} - \mathbf{p}' - \mathbf{p})\frac{1}{|\mathbf{q}' - \mathbf{q}|^2} \\
& - 2A_\beta(\mathbf{p}')\bar{B}_\alpha(\mathbf{p})\bar{D}_\gamma^\dagger(\mathbf{q})D_\delta(\mathbf{q}')\delta(\mathbf{q}' - \mathbf{q} + \mathbf{p}' + \mathbf{p})\frac{1}{|\mathbf{q}' - \mathbf{q}|^2} \\
& - 2A_\beta(\mathbf{p}')\bar{B}_\alpha(\mathbf{p})\bar{D}_\gamma^\dagger(\mathbf{q})F_\delta^\dagger(\mathbf{q}')\delta(\mathbf{q}' + \mathbf{q} - \mathbf{p}' - \mathbf{p})\frac{1}{|\mathbf{q}' + \mathbf{q}|^2} \\
& - 2\bar{A}_\beta(\mathbf{p}')B_\alpha(\mathbf{p})D_\delta(\mathbf{q}')\bar{F}_\gamma(\mathbf{q})\delta(\mathbf{q}' + \mathbf{q} + \mathbf{p}' + \mathbf{p})\frac{1}{|\mathbf{q}' + \mathbf{q}|^2} \\
& + 2\bar{A}_\beta(\mathbf{p}')B_\alpha(\mathbf{p})F_\delta^\dagger(\mathbf{q}')\bar{F}_\gamma(\mathbf{q})\delta(\mathbf{q}' - \mathbf{q} - \mathbf{p}' - \mathbf{p})\frac{1}{|\mathbf{q}' - \mathbf{q}|^2} \\
& - B_\beta^\dagger(\mathbf{p}')B_\delta^\dagger(\mathbf{q}')\bar{B}_\alpha(\mathbf{p})\bar{B}_\gamma(\mathbf{q})\delta(\mathbf{q}' - \mathbf{q} + \mathbf{p}' - \mathbf{p})\frac{1}{|\mathbf{q}' - \mathbf{q}|^2} \\
& + 2B_\beta^\dagger(\mathbf{p}')\bar{B}_\alpha(\mathbf{p})\bar{D}_\gamma^\dagger(\mathbf{q})D_\delta(\mathbf{q}')\delta(\mathbf{q}' - \mathbf{q} - \mathbf{p}' + \mathbf{p})\frac{1}{|\mathbf{q}' - \mathbf{q}|^2}
\end{aligned}$$

$$\begin{aligned}
& + 2B_\beta^\dagger(\mathbf{p}')\bar{B}_\alpha(\mathbf{p})\bar{D}_\gamma^\dagger(\mathbf{q})F_\delta^\dagger(\mathbf{q}')\delta(\mathbf{q}' + \mathbf{q} + \mathbf{p}' - \mathbf{p})\frac{1}{|\mathbf{q}' + \mathbf{q}|^2} \\
& + 2B_\beta^\dagger(\mathbf{p}')\bar{B}_\alpha(\mathbf{p})D_\delta(\mathbf{q}')\bar{F}_\gamma(\mathbf{q})\delta(\mathbf{q}' + \mathbf{q} - \mathbf{p}' + \mathbf{p})\frac{1}{|\mathbf{q}' + \mathbf{q}|^2} \\
& - 2B_\beta^\dagger(\mathbf{p}')\bar{B}_\alpha(\mathbf{p})F_\delta^\dagger(\mathbf{q}')\bar{F}_\gamma(\mathbf{q})\delta(\mathbf{q}' - \mathbf{q} + \mathbf{p}' - \mathbf{p})\frac{1}{|\mathbf{q}' - \mathbf{q}|^2} \\
& - \bar{D}_\alpha^\dagger(\mathbf{p})\bar{D}_\gamma^\dagger(\mathbf{q})D_\beta(\mathbf{p}')D_\delta(\mathbf{q}')\delta(\mathbf{q}' - \mathbf{q} + \mathbf{p}' - \mathbf{p})\frac{1}{|\mathbf{q}' - \mathbf{q}|^2} \\
& - 2\bar{D}_\alpha^\dagger(\mathbf{p})\bar{D}_\gamma^\dagger(\mathbf{q})D_\beta(\mathbf{p}')F_\delta^\dagger(\mathbf{q}')\delta(\mathbf{q}' + \mathbf{q} - \mathbf{p}' + \mathbf{p})\frac{1}{|\mathbf{q}' + \mathbf{q}|^2} \\
& + 2\bar{D}_\alpha^\dagger(\mathbf{p})D_\beta(\mathbf{p}')D_\delta(\mathbf{q}')\bar{F}_\gamma(\mathbf{q})\delta(\mathbf{q}' + \mathbf{q} + \mathbf{p}' - \mathbf{p})\frac{1}{|\mathbf{q}' + \mathbf{q}|^2} \\
& - 2\bar{D}_\alpha^\dagger(\mathbf{p})D_\beta(\mathbf{p}')F_\gamma^\dagger(\mathbf{q}')\bar{F}_\delta(\mathbf{q})\delta(\mathbf{q}' - \mathbf{q} - \mathbf{p}' + \mathbf{p})\frac{1}{|\mathbf{q}' - \mathbf{q}|^2} \\
& + \bar{D}_\alpha^\dagger(\mathbf{p})\bar{D}_\gamma^\dagger(\mathbf{q})F_\beta^\dagger(\mathbf{p}')F_\delta^\dagger(\mathbf{q}')\delta(\mathbf{q}' + \mathbf{q} + \mathbf{p}' + \mathbf{p})\frac{1}{|\mathbf{q}' + \mathbf{q}|^2} \\
& + 2\bar{D}_\alpha^\dagger(\mathbf{p})D_\delta(\mathbf{q}')F_\beta^\dagger(\mathbf{p}')\bar{F}_\gamma(\mathbf{q})\delta(\mathbf{q}' + \mathbf{q} - \mathbf{p}' - \mathbf{p})\frac{1}{|\mathbf{q}' + \mathbf{q}|^2} \\
& - 2\bar{D}_\alpha^\dagger(\mathbf{p})F_\beta^\dagger(\mathbf{p}')F_\delta^\dagger(\mathbf{q}')\bar{F}_\gamma(\mathbf{q})\delta(\mathbf{q}' - \mathbf{q} + \mathbf{p}' + \mathbf{p})\frac{1}{|\mathbf{q}' - \mathbf{q}|^2} \\
& + D_\beta(\mathbf{p}')D_\delta(\mathbf{q}')\bar{F}_\alpha(\mathbf{p})\bar{F}_\gamma(\mathbf{q})\delta(\mathbf{q}' + \mathbf{q} + \mathbf{p}' + \mathbf{p})\frac{1}{|\mathbf{q}' + \mathbf{q}|^2} \\
& + 2D_\beta(\mathbf{p}')F_\delta^\dagger(\mathbf{q}')\bar{F}_\alpha(\mathbf{p})\bar{F}_\gamma(\mathbf{q})\delta(\mathbf{q}' - \mathbf{q} - \mathbf{p}' - \mathbf{p})\frac{1}{|\mathbf{q}' - \mathbf{q}|^2} \\
& - F_\beta^\dagger(\mathbf{p}')F_\delta^\dagger(\mathbf{q}')\bar{F}_\alpha(\mathbf{p})\bar{F}_\gamma(\mathbf{q})\delta(\mathbf{q}' - \mathbf{q} + \mathbf{p}' - \mathbf{p})\frac{1}{|\mathbf{q}' - \mathbf{q}|^2}
\end{aligned}$$

Finally, we integrate this expression on \mathbf{q}' and divide V_2 into *phys* and *unphys* parts

$$V_2 = V_2^{phys} + V_2^{unphys}$$

$$V_2^{phys} = \frac{e^2\hbar^2}{2(2\pi\hbar)^3} \sum_{\alpha\beta\gamma\delta} \int d\mathbf{p}d\mathbf{p}'d\mathbf{q}\gamma_{\alpha\beta}^0\gamma_{\gamma\delta}^0 \times$$

$$\begin{aligned}
& \left(\begin{aligned}
& - \bar{A}_\alpha^\dagger(\mathbf{p})\bar{A}_\gamma^\dagger(\mathbf{q})A_\beta(\mathbf{p}')A_\delta(\mathbf{q}-\mathbf{p}'+\mathbf{p})\frac{1}{|\mathbf{p}'-\mathbf{p}|^2} \\
& - 2\bar{A}_\alpha^\dagger(\mathbf{p})A_\beta(\mathbf{p}')B_\delta^\dagger(\mathbf{q}+\mathbf{p}'-\mathbf{p})\bar{B}_\gamma(\mathbf{q})\frac{1}{|\mathbf{p}'-\mathbf{p}|^2} \\
& - 2\bar{A}_\alpha^\dagger(\mathbf{p})A_\beta(\mathbf{p}')\bar{D}_\gamma^\dagger(\mathbf{q})D_\delta(\mathbf{q}-\mathbf{p}'+\mathbf{p})\frac{1}{|\mathbf{p}'-\mathbf{p}|^2} \\
& + 2\bar{A}_\alpha^\dagger(\mathbf{p})A_\beta(\mathbf{p}')F_\delta^\dagger(+\mathbf{q}+\mathbf{p}'-\mathbf{p})\bar{F}_\gamma(\mathbf{q})\frac{1}{|\mathbf{p}'-\mathbf{p}|^2} \\
& + 2\bar{A}_\alpha^\dagger(\mathbf{p})A_\delta(-\mathbf{q}+\mathbf{p}'+\mathbf{p})B_\beta^\dagger(\mathbf{p}')\bar{B}_\gamma(\mathbf{q})\frac{1}{|\mathbf{p}'+\mathbf{p}|^2} \\
& - 2\bar{A}_\alpha^\dagger(\mathbf{p})B_\beta^\dagger(\mathbf{p}')D_\delta(-\mathbf{q}+\mathbf{p}'+\mathbf{p})\bar{F}_\gamma(\mathbf{q})\frac{1}{|\mathbf{p}'+\mathbf{p}|^2} \\
& - 2A_\beta(\mathbf{p}')\bar{B}_\alpha(\mathbf{p})\bar{D}_\gamma^\dagger(\mathbf{q})F_\delta^\dagger(-\mathbf{q}+\mathbf{p}'+\mathbf{p})\frac{1}{|\mathbf{p}'+\mathbf{p}|^2} \\
& - 2\bar{A}_\beta(\mathbf{p}')B_\alpha(\mathbf{p})D_\delta(-\mathbf{q}-\mathbf{p}'-\mathbf{p})\bar{F}_\gamma(\mathbf{q})\frac{1}{|\mathbf{p}'+\mathbf{p}|^2} \\
& - B_\beta^\dagger(\mathbf{p}')B_\delta^\dagger(\mathbf{q}-\mathbf{p}'+\mathbf{p})\bar{B}_\alpha(\mathbf{p})\bar{B}_\gamma(\mathbf{q})\frac{1}{|\mathbf{p}'-\mathbf{p}|^2} \\
& + 2B_\beta^\dagger(\mathbf{p}')\bar{B}_\alpha(\mathbf{p})\bar{D}_\gamma^\dagger(\mathbf{q})D_\delta(\mathbf{q}+\mathbf{p}'-\mathbf{p})\frac{1}{|\mathbf{p}'-\mathbf{p}|^2} \\
& - 2B_\beta^\dagger(\mathbf{p}')\bar{B}_\alpha(\mathbf{p})F_\delta^\dagger(\mathbf{q}-\mathbf{p}'+\mathbf{p})\bar{F}_\gamma(\mathbf{q})\frac{1}{|\mathbf{p}'-\mathbf{p}|^2} \\
& - \bar{D}_\alpha^\dagger(\mathbf{p})\bar{D}_\gamma^\dagger(\mathbf{q})D_\beta(\mathbf{p}')D_\delta(\mathbf{q}-\mathbf{p}'+\mathbf{p})\frac{1}{|\mathbf{p}'-\mathbf{p}|^2} \\
& - 2\bar{D}_\alpha^\dagger(\mathbf{p})D_\beta(\mathbf{p}')F_\gamma^\dagger(\mathbf{q}+\mathbf{p}'-\mathbf{p})\bar{F}_\delta(\mathbf{q})\frac{1}{|\mathbf{p}'-\mathbf{p}|^2} \\
& + 2\bar{D}_\alpha^\dagger(\mathbf{p})D_\delta(-\mathbf{q}+\mathbf{p}'+\mathbf{p})F_\beta^\dagger(\mathbf{p}')\bar{F}_\gamma(\mathbf{q})\frac{1}{|\mathbf{p}'+\mathbf{p}|^2} \\
& - F_\beta^\dagger(\mathbf{p}')F_\delta^\dagger(\mathbf{q}-\mathbf{p}'+\mathbf{p})\bar{F}_\alpha(\mathbf{p})\bar{F}_\gamma(\mathbf{q})\frac{1}{|\mathbf{p}'-\mathbf{p}|^2}
\end{aligned} \right) \quad (\text{L.11})
\end{aligned}$$

$$\begin{aligned}
V_2^{unphys} &= \frac{e^2\hbar^2}{2(2\pi\hbar)^3} \sum_{\alpha\beta\gamma\delta} \int d\mathbf{p}d\mathbf{p}'d\mathbf{q}\gamma_{\alpha\beta}^0\gamma_{\gamma\delta}^0 \times \\
& \left(\begin{aligned}
& + 2\bar{A}_\alpha^\dagger(\mathbf{p})A_\beta(\mathbf{p}')A_\delta(-\mathbf{q}-\mathbf{p}'+\mathbf{p})\bar{B}_\gamma(\mathbf{q})\frac{1}{|\mathbf{p}'-\mathbf{p}|^2}
\end{aligned} \right)
\end{aligned}$$

$$\begin{aligned}
& - 2\bar{A}_\alpha^\dagger(\mathbf{p})A_\beta(\mathbf{p}')\bar{D}_\gamma^\dagger(\mathbf{q})F_\delta^\dagger(-\mathbf{q} + \mathbf{p}' - \mathbf{p})\frac{1}{|\mathbf{p}' - \mathbf{p}|^2} \\
& - 2\bar{A}_\alpha^\dagger(\mathbf{p})A_\beta(\mathbf{p}')D_\delta(-\mathbf{q} - \mathbf{p}' + \mathbf{p})\bar{F}_\gamma(\mathbf{q})\frac{1}{|\mathbf{p}' - \mathbf{p}|^2} \\
& + 2\bar{A}_\alpha^\dagger(\mathbf{p})\bar{A}_\gamma^\dagger(\mathbf{q})A_\delta(\mathbf{q} + \mathbf{p}' + \mathbf{p})B_\beta^\dagger(\mathbf{p}')\frac{1}{|\mathbf{p}' + \mathbf{p}|^2} \\
& + \bar{A}_\alpha^\dagger(\mathbf{p})\bar{A}_\gamma^\dagger(\mathbf{q})B_\beta^\dagger(\mathbf{p}')B_\delta^\dagger(-\mathbf{q} - \mathbf{p}' - \mathbf{p})\frac{1}{|\mathbf{p}' + \mathbf{p}|^2} \\
& - 2\bar{A}_\alpha^\dagger(\mathbf{p})B_\beta^\dagger(\mathbf{p}')B_\delta^\dagger(\mathbf{q} - \mathbf{p}' - \mathbf{p})\bar{B}_\gamma(\mathbf{q})\frac{1}{|\mathbf{p}' + \mathbf{p}|^2} \\
& - 2\bar{A}_\alpha^\dagger(\mathbf{p})B_\beta^\dagger(\mathbf{p}')\bar{D}_\gamma^\dagger(\mathbf{q})D_\delta(\mathbf{q} + \mathbf{p}' + \mathbf{p})\frac{1}{|\mathbf{p}' + \mathbf{p}|^2} \\
& - 2\bar{A}_\alpha^\dagger(\mathbf{p})B_\beta^\dagger(\mathbf{p}')\bar{D}_\gamma^\dagger(\mathbf{q})F_\delta^\dagger(-\mathbf{q} - \mathbf{p}' - \mathbf{p})\frac{1}{|\mathbf{p}' + \mathbf{p}|^2} \\
& + 2\bar{A}_\alpha^\dagger(\mathbf{p})B_\beta^\dagger(\mathbf{p}')F_\delta^\dagger(\mathbf{q} - \mathbf{p}' - \mathbf{p})\bar{F}_\gamma(\mathbf{q})\frac{1}{|\mathbf{p}' + \mathbf{p}|^2} \\
& + A_\beta(\mathbf{p}')A_\delta(-\mathbf{q} - \mathbf{p}' - \mathbf{p})\bar{B}_\alpha(\mathbf{p})\bar{B}_\gamma(\mathbf{q})\frac{1}{|\mathbf{p}' + \mathbf{p}|^2} \\
& + 2A_\beta(\mathbf{p}')B_\delta^\dagger(\mathbf{q} + \mathbf{p}' + \mathbf{p})\bar{B}_\alpha(\mathbf{p})\bar{B}_\gamma(\mathbf{q})\frac{1}{|\mathbf{p}' + \mathbf{p}|^2} \\
& - 2A_\beta(\mathbf{p}')\bar{B}_\alpha(\mathbf{p})\bar{D}_\gamma^\dagger(\mathbf{q})D_\delta(\mathbf{q} - \mathbf{p}' - \mathbf{p})\frac{1}{|\mathbf{p}' + \mathbf{p}|^2} \\
& - 2\bar{A}_\beta(\mathbf{p}')B_\alpha(\mathbf{p})D_\delta(-\mathbf{q} - \mathbf{p}' - \mathbf{p})\bar{F}_\gamma(\mathbf{q})\frac{1}{|\mathbf{p}' + \mathbf{p}|^2} \\
& + 2\bar{A}_\beta(\mathbf{p}')B_\alpha(\mathbf{p})F_\delta^\dagger(\mathbf{q} + \mathbf{p}' + \mathbf{p})\bar{F}_\gamma(\mathbf{q})\frac{1}{|\mathbf{p}' + \mathbf{p}|^2} \\
& + 2B_\beta^\dagger(\mathbf{p}')\bar{B}_\alpha(\mathbf{p})\bar{D}_\gamma^\dagger(\mathbf{q})F_\delta^\dagger(-\mathbf{q} - \mathbf{p}' + \mathbf{p})\frac{1}{|\mathbf{p}' - \mathbf{p}|^2} \\
& + 2B_\beta^\dagger(\mathbf{p}')\bar{B}_\alpha(\mathbf{p})D_\delta(-\mathbf{q} + \mathbf{p}' - \mathbf{p})\bar{F}_\gamma(\mathbf{q})\frac{1}{|\mathbf{p}' - \mathbf{p}|^2} \\
& - 2\bar{D}_\alpha^\dagger(\mathbf{p})\bar{D}_\gamma^\dagger(\mathbf{q})D_\beta(\mathbf{p}')F_\delta^\dagger(-\mathbf{q} + \mathbf{p}' - \mathbf{p})\frac{1}{|\mathbf{p}' - \mathbf{p}|^2} \\
& + 2\bar{D}_\alpha^\dagger(\mathbf{p})D_\beta(\mathbf{p}')D_\delta(-\mathbf{q} - \mathbf{p}' + \mathbf{p})\bar{F}_\gamma(\mathbf{q})\frac{1}{|\mathbf{p}' - \mathbf{p}|^2}
\end{aligned}$$

$$\begin{aligned}
& + \bar{D}_\alpha^\dagger(\mathbf{p})\bar{D}_\gamma^\dagger(\mathbf{q})F_\beta^\dagger(\mathbf{p}')F_\delta^\dagger(-\mathbf{q}-\mathbf{p}'-\mathbf{p})\frac{1}{|\mathbf{p}'+\mathbf{p}|^2} \\
& - 2\bar{D}_\alpha^\dagger(\mathbf{p})F_\beta^\dagger(\mathbf{p}')F_\delta^\dagger(\mathbf{q}-\mathbf{p}'-\mathbf{p})\bar{F}_\gamma(\mathbf{q})\frac{1}{|\mathbf{p}'+\mathbf{p}|^2} \\
& + D_\beta(\mathbf{p}')D_\delta(-\mathbf{q}-\mathbf{p}'-\mathbf{p})\bar{F}_\alpha(\mathbf{p})\bar{F}_\gamma(\mathbf{q})\frac{1}{|\mathbf{p}'+\mathbf{p}|^2} \\
& + 2D_\beta(\mathbf{p}')F_\delta^\dagger(\mathbf{q}+\mathbf{p}'+\mathbf{p})\bar{F}_\alpha(\mathbf{p})\bar{F}_\gamma(\mathbf{q})\frac{1}{|\mathbf{p}'+\mathbf{p}|^2} \quad (\text{L.12})
\end{aligned}$$

Appendix M

Loop integrals in QED

M.1 4-dimensional delta function

In covariant Feynman-Dyson perturbation theory one often needs 4-dimensional delta function of 4-momentum (p_0, p_x, p_y, p_z)

$$\delta^4(\tilde{p}) \equiv \delta(p_0)\delta(p_x)\delta(p_y)\delta(p_z) = \delta(p_0)\delta(\mathbf{p}) \quad (\text{M.1})$$

which has the following integral representation

$$\frac{1}{(2\pi\hbar)^4} \int e^{\frac{i}{\hbar}(\tilde{p}\cdot\tilde{x})} d^4x = \delta^4(\tilde{p}) \quad (\text{M.2})$$

In our notation

$$\begin{aligned} \tilde{x} &= (t, \mathbf{x}) \\ \tilde{p} &= (p_0, \mathbf{p}) \\ \tilde{p} \cdot \tilde{x} &= p_0 t - \mathbf{p} \cdot \mathbf{x} \\ d^4x &\equiv dt d\mathbf{x} \end{aligned}$$

M.2 Feynman's trick

In QED loop calculations one often meets integrals on the loop 4-momentum \tilde{k} of expressions like $1/(abc\dots)$, where a, b, c, \dots are certain functions of \tilde{k} .

Calculations become much simpler if one can replace the integrand $1/(abc\dots)$ with an expression in which a, b, c, \dots are present in the denominator in a linear form. This can be achieved using a trick first introduced by Feynman [Fey49].

The simplest example of such a trick is given by the integral representation of the product $1/(ab)$

$$\begin{aligned} \int_0^1 \frac{dx}{(ax + b(1-x))^2} &= \left. \frac{1}{(b-a)(ax + b(1-x))} \right|_0^1 \\ &= \frac{1}{(b-a)a} - \frac{1}{(b-a)b} = \frac{1}{ab} \end{aligned} \quad (\text{M.3})$$

The denominator on the left hand side is a square of a function linear in a and b . In spite of adding one more integral (on x), the overall integration task is greatly simplified, as we will see in many examples in this Appendix. Using this result, we can convert to the linear form more complex expressions, e.g.,

$$\begin{aligned} \frac{1}{a^2b} &= -\frac{d}{da} \left(\frac{1}{ab} \right) = -\frac{d}{da} \int_0^1 \frac{dx}{(ax + b(1-x))^2} \\ &= \int_0^1 \frac{2xdx}{(ax + b(1-x))^3} \end{aligned} \quad (\text{M.4})$$

These two results can be used to get an integral representation for $1/(abc)$

$$\begin{aligned} \frac{1}{abc} &= \left(\frac{1}{bc} \right) \frac{1}{a} = \left(\int_0^1 \frac{dy}{(by + c(1-y))^2} \right) \frac{1}{a} \\ &= \int_0^1 dy \int_0^1 2xdx \frac{1}{[(by + c(1-y))x + a(1-x)]^3} \\ &= 2 \int_0^1 xdx \int_0^1 \frac{dy}{[byx + cx(1-y) + a(1-x)]^3} \end{aligned} \quad (\text{M.5})$$

Another useful formula is¹

$$\begin{aligned} \frac{1}{abc} &= 2 \int_0^1 dx \int_0^1 dy \int_0^1 dz \frac{\delta(x+y+z-1)}{[ax+by+cz]^3} \\ &= 2 \int_0^1 dx \int_0^{1-x} dy \frac{1}{[ax+by+c(1-x-y)]^3} \end{aligned} \quad (\text{M.6})$$

Next differentiate equation (M.4) on a

$$\frac{1}{a^3d} = -\frac{1}{2} \frac{d}{da} \left(\frac{1}{a^2d} \right) = -\frac{d}{da} \int_0^1 \frac{zdz}{[az+d(1-z)]^3} = 3 \int_0^1 \frac{z^2dz}{[az+d(1-z)]^4}$$

This results in

$$\begin{aligned} &\frac{1}{abcd} \\ &= \left(2 \int_0^1 xdx \int_0^1 dy \frac{1}{[a(1-x)+bxy+cx(1-y)]^3} \right) \frac{1}{d} \\ &= 6 \int_0^1 xdx \int_0^1 dy \int_0^1 \frac{z^2dz}{[az(1-x)+bxyz+cxz(1-y)+d(1-z)]^4} \end{aligned} \quad (\text{M.7})$$

Obviously these calculations can be continued for expressions with larger numbers of factors in denominators. See, e.g., the last formula on page 520 of [Sch61] and equation (11.A.1) in [Wei95].

M.3 Some basic 4D integrals

In our studies of loop integrals we will follow Feynman's approach [Fey49] and begin with the following simple integral

¹equation (131.2) in [BLP01]

$$K = \int \frac{d^4k}{(\tilde{k}^2 - L)^3} \equiv \int \frac{dk_0 d\mathbf{k}}{(k_0^2 - c^2 k^2 - L + i\epsilon)^3} \quad (\text{M.8})$$

The integral on k_0 has two 3rd order poles at $k_0 = \pm\sqrt{c^2 k^2 + L}$. We can rotate² the integration contour on k_0 , so that it goes along the imaginary axis and then change the integration variables $ik_0 = m_4$ and $c\mathbf{k} = \mathbf{m}$. Then the integral is

$$K = \frac{1}{c^3} \int_{-i\infty}^{i\infty} dk_0 \int \frac{d\mathbf{m}}{(k_0^2 - m^2 - L)^3} = \frac{i}{c^3} \int_{-\infty}^{\infty} dm_4 \int \frac{d\mathbf{m}}{(-m_4^2 - m^2 - L)^3}$$

Next we introduce 4-dimensional spherical coordinates [Blu60] where $r^2 = m_4^2 + m^2$, and the area of a unit sphere³ is $\int d\Omega = 2\pi^2$

$$K = -\frac{2\pi^2 i}{c^3} \int_0^{\infty} \frac{r^3 dr}{(r^2 + L)^3} = -\frac{\pi^2 i}{c^3} \int_L^{\infty} \frac{(t - L) dt}{t^3} = -\frac{\pi^2}{2ic^3 L} \quad (\text{M.9})$$

From symmetry properties we also get

$$\int d^4k \frac{k_\sigma}{(\tilde{k}^2 - L)^3} = 0 \quad (\text{M.10})$$

Replacing $\tilde{k} \rightarrow \tilde{k} - \tilde{p}$ in (M.8) and calling $L - \tilde{p}^2 = \Delta$ we get

$$\begin{aligned} -\frac{\pi^2}{2i(\tilde{p}^2 + \Delta)c^3} &= \int \frac{d^4k}{((\tilde{k} - \tilde{p})^2 - L)^3} = \int \frac{d^4k}{(\tilde{k}^2 - 2\tilde{p}\tilde{k} + \tilde{p}^2 - L)^3} \\ &= \int \frac{d^4k}{(\tilde{k}^2 - 2\tilde{p}\tilde{k} - \Delta)^3} \end{aligned} \quad (\text{M.11})$$

Making the same substitutions in (M.10) we obtain

²This step is known as the *Wick rotation* [PS95b].

³See equation (7.81) in [PS95b].

$$0 = \int \frac{d^4 k (k_\sigma - p_\sigma)}{((\tilde{k} - \tilde{p})^2 - L)^3} = \int \frac{d^4 k (k_\sigma - p_\sigma)}{(\tilde{k}^2 - 2\tilde{p}\tilde{k} - \Delta)^3}$$

Then

$$\int \frac{d^4 k k_\sigma}{(\tilde{k}^2 - 2\tilde{p}\tilde{k} - \Delta)^3} = \int \frac{d^4 k p_\sigma}{(\tilde{k}^2 - 2\tilde{p}\tilde{k} - \Delta)^3} = -\frac{\pi^2 p_\sigma}{2i(\tilde{p}^2 + \Delta)c^3} \quad (\text{M.12})$$

Differentiating both sides of (M.11) either by Δ or by p_σ we obtain

$$\int \frac{d^4 k}{(\tilde{k}^2 - 2\tilde{p}\tilde{k} - \Delta)^4} = \frac{\pi^2}{6i(\tilde{p}^2 + \Delta)^2 c^3} \quad (\text{M.13})$$

$$\int \frac{d^4 k k_\sigma}{(\tilde{k}^2 - 2\tilde{p}\tilde{k} - \Delta)^4} = \frac{\pi^2 p_\sigma}{6i(\tilde{p}^2 + \Delta)^2 c^3} \quad (\text{M.14})$$

Next differentiate both sides of (M.12) by p_τ . If $\tau \neq \sigma$ then

$$\int \frac{d^4 k k_\sigma k_\tau}{(\tilde{k}^2 - 2\tilde{p}\tilde{k} - \Delta)^4} = \frac{\pi^2 p_\sigma p_\tau}{6i(\tilde{p}^2 + \Delta)^2 c^3} \quad (\text{M.15})$$

If $\tau = \sigma$

$$\int \frac{d^4 k k_\sigma k_\sigma}{(\tilde{k}^2 - 2\tilde{p}\tilde{k} - \Delta)^4} = \frac{\pi^2 p_\sigma p_\sigma}{6i(\tilde{p}^2 + \Delta)^2 c^3} - \frac{\pi^2}{12i(\tilde{p}^2 + \Delta)c^3} \quad (\text{M.16})$$

Combining (M.15) and (M.16) yields

$$\int \frac{d^4 k k_\sigma k_\tau}{(\tilde{k}^2 - 2\tilde{p}\tilde{k} - \Delta)^4} = \frac{\pi^2 (p_\sigma p_\tau - \frac{1}{2} \delta_{\sigma\tau} (\tilde{p}^2 + \Delta))}{6i(\tilde{p}^2 + \Delta)^2 c^3}$$

Next we use (M.4) and (M.11) to calculate

$$\begin{aligned}
& \int \frac{d^4 k}{(\tilde{k}^2 - 2\tilde{p}_1\tilde{k} - \Delta_1)^2(\tilde{k}^2 - 2\tilde{p}_2\tilde{k} - \Delta_2)} \\
&= \int_0^1 2x dx \int \frac{d^4 k}{[(\tilde{k}^2 - 2\tilde{p}_1\tilde{k} - \Delta_1)x + (\tilde{k}^2 - 2\tilde{p}_2\tilde{k} - \Delta_2)(1-x)]^3} \\
&= \int_0^1 2x dx \int \frac{d^4 k}{[\tilde{k}^2 x - 2\tilde{p}_1\tilde{k}x - \Delta_1 x + \tilde{k}^2 - 2\tilde{p}_2\tilde{k} - \Delta_2 - \tilde{k}^2 x + 2\tilde{p}_2\tilde{k}x + \Delta_2 x]^3} \\
&= \int_0^1 2x dx \int \frac{d^4 k}{[\tilde{k}^2 - 2\tilde{p}_x\tilde{k} - \Delta_x]^3} = -\frac{\pi^2}{ic^3} \int_0^1 \frac{x dx}{\tilde{p}_x^2 + \Delta_x} \tag{M.17}
\end{aligned}$$

where \tilde{p}_1, \tilde{p}_2 are two arbitrary 4-vectors, Δ_1, Δ_2 are numerical constants and

$$\begin{aligned}
\tilde{p}_x &= x\tilde{p}_1 + (1-x)\tilde{p}_2 \\
\Delta_x &= x\Delta_1 + (1-x)\Delta_2
\end{aligned}$$

Similarly, we use (M.12) to obtain

$$\begin{aligned}
& \int \frac{d^4 k k_\sigma}{(\tilde{k}^2 - 2\tilde{p}_1\tilde{k} - \Delta_1)^2(\tilde{k}^2 - 2\tilde{p}_2\tilde{k} - \Delta_2)} \\
&= \int_0^1 2x dx \int \frac{d^4 k k_\sigma}{[\tilde{k}^2 - 2\tilde{p}_x\tilde{k} - \Delta_x]^3} = -\frac{\pi^2}{ic^3} \int_0^1 \frac{p_{x\sigma} x dx}{\tilde{p}_x^2 + \Delta_x} \tag{M.18}
\end{aligned}$$

Three more integrals are obtained by differentiating (M.17) with respect to Δ_2 and $p_{2\tau}$ and by differentiating (M.18) with respect to $p_{2\tau}$

$$\int \frac{d^4 k}{(\tilde{k}^2 - 2\tilde{p}_1\tilde{k} - \Delta_1)^2(\tilde{k}^2 - 2\tilde{p}_2\tilde{k} - \Delta_2)^2} = \frac{\pi^2}{ic^3} \int_0^1 \frac{x(1-x) dx}{(\tilde{p}_x^2 + \Delta_x)^2} \tag{M.19}$$

$$\int \frac{d^4 k k_\tau}{(\tilde{k}^2 - 2\tilde{p}_1\tilde{k} - \Delta_1)^2(\tilde{k}^2 - 2\tilde{p}_2\tilde{k} - \Delta_2)^2} = \frac{\pi^2}{ic^3} \int_0^1 \frac{p_{x\tau} x(1-x) dx}{(\tilde{p}_x^2 + \Delta_x)^2}$$

(M.20)

$$\begin{aligned}
& \int \frac{d^4 k k_\sigma k_\tau}{(\tilde{k}^2 - 2\tilde{p}_1 \tilde{k} - \Delta_1)^2 (\tilde{k}^2 - 2\tilde{p}_2 \tilde{k} - \Delta_2)^2} \\
&= \frac{\pi^2}{i c^3} \int_0^1 \frac{(p_{x\sigma} p_{x\tau} - 1/2 \delta_{\sigma\tau} (\tilde{p}_x^2 + \Delta_x)) x(1-x) dx}{(\tilde{p}_x^2 + \Delta_x)^2}
\end{aligned} \tag{M.21}$$

M.4 Electron self-energy integral

The loop integral in square brackets in (10.18) can be represented in the form⁴

$$J_{ad}(\not{p}) = \gamma_\mu (\not{p} + mc^2) I \gamma_\mu - \gamma_\mu \gamma^\kappa I^\kappa \gamma_\mu = (-2\not{p} + 4mc^2) I + 2\gamma^\kappa I^\kappa \tag{M.22}$$

where

$$\begin{aligned}
I &\equiv \int \frac{d^4 k}{[(\tilde{p} - \tilde{k})^2 - m^2 c^4] \tilde{k}^2} \\
I^\kappa &\equiv \int \frac{d^4 k k^\kappa}{[(\tilde{p} - \tilde{k})^2 - m^2 c^4] \tilde{k}^2}
\end{aligned}$$

The factor $1/\tilde{k}^2$ in the integrand is a source of both ultraviolet and infrared divergences. So, the integrals need to be regularized, as described in subsection 10.1.1. To do that, we introduce two parameters: the *ultraviolet cutoff* Λ and the *infrared cutoff* λ .⁵ Then we replace the troublesome factor $1/\tilde{k}^2$ by the integral

$$1/\tilde{k}^2 \rightarrow - \int_{\lambda^2 c^4}^{\Lambda^2 c^4} \frac{dL}{(\tilde{k}^2 - L)^2} \tag{M.23}$$

⁴Here we used equations (J.9), (J.10), and (J.11).

⁵ Λ and λ have the dimensionality of (mass)

In the end of calculations we should take limits $\Lambda \rightarrow \infty$ and $\lambda \rightarrow 0$. In this limit the integral reduces to $1/\tilde{k}^2$, as expected

$$-\int_0^\infty \frac{dL}{(\tilde{k}^2 - L)^2} = -\int_{-\tilde{k}^2}^\infty \frac{dx}{x^2} = \frac{1}{\tilde{k}^2}$$

Then we can use (M.17) and (M.18) with parameters

$$\Delta_1 = L; \quad \tilde{p}_1 = 0; \quad \Delta_2 = m^2 c^4 - \tilde{p}^2; \quad \tilde{p}_2 = \tilde{p} \quad (\text{M.24})$$

$$\tilde{p}_x = (1-x)\tilde{p}; \quad \Delta_x = xL + (1-x)(m^2 c^4 - \tilde{p}^2) \quad (\text{M.25})$$

to rewrite our integrals⁶

$$\begin{aligned} I &= -\int_{\lambda^2 c^4}^{\Lambda^2 c^4} dL \int \frac{d^4 k}{(\tilde{k}^2 - 2\tilde{p}\tilde{k} + \tilde{p}^2 - m^2 c^4)(\tilde{k}^2 - L)^2} \\ &= \frac{\pi^2}{i c^3} \int_{\lambda^2 c^4}^{\Lambda^2 c^4} dL \int_0^1 \frac{x dx}{(\tilde{p}_x^2 + \Delta_x)} \\ &= \frac{\pi^2}{i c^3} \int_{\lambda^2 c^4}^{\Lambda^2 c^4} dL \int_0^1 \frac{x dx}{(1-x)^2 \tilde{p}^2 + xL + (1-x)(m^2 c^4 - \tilde{p}^2)} \\ &= \frac{\pi^2}{i c^3} \int_0^1 dx \ln \left((1-x)^2 \tilde{p}^2 + xL + (1-x)(m^2 c^4 - \tilde{p}^2) \right) \Big|_{L=\lambda^2 c^4}^{L=\Lambda^2 c^4} \\ &= \frac{\pi^2}{i c^3} \int_0^1 dx \ln \frac{(1-x)^2 \tilde{p}^2 + x\Lambda^2 c^4 + (1-x)(m^2 c^4 - \tilde{p}^2)}{(1-x)^2 \tilde{p}^2 + x\lambda^2 c^4 + (1-x)(m^2 c^4 - \tilde{p}^2)} \\ &\approx \frac{\pi^2}{i c^3} \int_0^1 dx \ln \frac{x\Lambda^2 c^4}{(1-x)^2 \tilde{p}^2 + (1-x)(m^2 c^4 - \tilde{p}^2)} \quad (\text{M.26}) \end{aligned}$$

⁶we have assumed that $\Lambda^2 \gg m^2 c^4$

$$\begin{aligned}
I^\kappa &= - \int_{\lambda^2 c^4}^{\Lambda^2 c^4} dL \int d^4 k \frac{k^\kappa}{(\tilde{k}^2 - 2\tilde{p} \cdot \tilde{k} + \tilde{p}^2 - m^2 c^4)(\tilde{k}^2 - L)^2} \\
&= \frac{\pi^2}{i c^3} \int_{\lambda^2 c^4}^{\Lambda^2 c^4} dL \int_0^1 \frac{p_\kappa x(1-x) dx}{(1-x)^2 \tilde{p}^2 + xL + (1-x)(m^2 c^4 - \tilde{p}^2)} \\
&= \frac{\pi^2}{i c^3} \int_0^1 dx (1-x) p_\kappa \ln \frac{(1-x)^2 \tilde{p}^2 + x \Lambda^2 c^4 + (1-x)(m^2 c^4 - \tilde{p}^2)}{(1-x)^2 \tilde{p}^2 + x \lambda^2 c^4 + (1-x)(m^2 c^4 - \tilde{p}^2)} \\
&\approx \frac{\pi^2}{i c^3} \int_0^1 dx (1-x) p_\kappa \ln \frac{x \Lambda^2 c^4}{(1-x)^2 \tilde{p}^2 + (1-x)(m^2 c^4 - \tilde{p}^2)}
\end{aligned} \tag{M.27}$$

Inserting (M.26) and (M.27) in (M.22) we obtain

$$\begin{aligned}
J_{ad}(\not{p}) &\approx \frac{\pi^2}{i c^3} (-2\not{p} + 4mc^2) \int_0^1 dx \ln \frac{x \Lambda^2 c^4}{(1-x)^2 \tilde{p}^2 + (1-x)(m^2 c^4 - \tilde{p}^2)} \\
&\quad + \frac{2\pi^2 \not{p}}{i c^3} \int_0^1 dx (1-x) \ln \frac{x \Lambda^2 c^4}{(1-x)^2 \tilde{p}^2 + (1-x)(m^2 c^4 - \tilde{p}^2)} \\
&= \frac{\pi^2}{i c^3} \int_0^1 dx (4mc^2 - 2\not{p}x) \ln \frac{x \Lambda^2 c^4}{(1-x)^2 \tilde{p}^2 + (1-x)(m^2 c^4 - \tilde{p}^2)}
\end{aligned} \tag{M.28}$$

For our discussion in subsections 10.2.1 and 10.2.2 it will be convenient to represent J_{ad} in the form of a Taylor expansion around the on-mass-shell value of the 4-momentum $\not{p} = mc^2$

$$J_{ad}(\not{p}) = C_0 \delta_{ad} + C_1 (\not{p} - mc^2)_{ad} + R(\not{p}) \tag{M.29}$$

where C_0 is a constant (independent on p^μ) term, $C_1(\not{p} - mc^2)_{ad}$ is linear in $\not{p} - mc^2$, and $R(\not{p})$ combines all other terms (quadratic, cubic, etc. in $\not{p} - mc^2$). To calculate C_0 we simply set $\tilde{p}^2 = m^2c^4$ in (M.28).⁷

$$\begin{aligned}
C_0 &= \frac{2\pi^2 mc^2}{ic^3} \int_0^1 dx (2-x) \ln \frac{x\Lambda^2 c^4}{(1-x)^2 m^2 c^4} \\
&\approx \frac{2\pi^2 mc^2}{ic^3} \int_0^1 (2-x) dx \ln \frac{\Lambda^2}{m^2} + \frac{2\pi^2 mc^2}{ic^3} \int_0^1 (2-x) dx \ln \frac{x}{(1-x)^2} \\
&= \frac{3\pi^2 mc^2}{ic^3} \ln \frac{\Lambda^2}{m^2} + \frac{3\pi^2 mc^2}{2ic^3} = \frac{3\pi^2 mc^2}{2ic^3} \left(4 \ln \frac{\Lambda}{m} + 1 \right) \quad (\text{M.30})
\end{aligned}$$

For the coefficient C_1 we obtain⁸

$$\begin{aligned}
C_1 &= \left. \frac{dJ_{ad}}{d\not{p}} \right|_{\not{p}=mc^2} \\
&= -\frac{2\pi^2}{ic^3} \int_0^1 dx x \ln \frac{x\Lambda^2 c^4}{(1-x)^2 \tilde{p}^2 + x\lambda^2 c^4 + (1-x)(m^2 c^4 - \tilde{p}^2)} \Big|_{\not{p}=mc^2} \\
&\quad - \frac{2\pi^2}{ic^3} mc^2 \int_0^1 (2-x) dx \frac{(1-x)^2 \tilde{p}^2 + x\lambda^2 c^4 + (1-x)(m^2 c^4 - \tilde{p}^2)}{x\Lambda^2 c^4} \times \\
&\quad \frac{x\Lambda^2 c^4 (2(1-x)^2 \not{p} - 2(1-x)\not{p})}{((1-x)^2 \tilde{p}^2 + x\lambda^2 c^4 + (1-x)(m^2 c^4 - \tilde{p}^2))^2} \Big|_{\not{p}=mc^2} \\
&= -\frac{2\pi^2}{ic^3} \int_0^1 dx x \ln \frac{x\Lambda^2}{(1-x)^2 m^2} \\
&\quad - \frac{2\pi^2 mc^2}{ic^3} \int_0^1 dx (2-x) \frac{2(1-x)^2 mc^2 - 2(1-x)mc^2}{(1-x)^2 m^2 c^4 + x\lambda^2 c^4}
\end{aligned}$$

⁷Note that \tilde{p}^2 is a function of \not{p} due to (J.23). When doing calculations with slash symbols \not{p} and γ -matrices, it is convenient to use properties (J.3) - (J.13)

⁸Here we used integral $\int_0^1 dx x \ln(1/(1-x)^2) = 5/4$.

$$\begin{aligned}
&= -\frac{2\pi^2}{ic^3} \int_0^1 x dx \ln \frac{x\Lambda^2}{(1-x)^2 m^2} - \frac{4\pi^2}{ic^3} \int_0^1 dx \frac{(2-x)(x^2-x)}{(1-x)^2 + x\lambda^2/m^2} \\
&= -\frac{2\pi^2}{ic^3} \int_0^1 x dx \ln \frac{x}{(1-x)^2} - \frac{\pi^2}{ic^3} \ln \frac{\Lambda^2}{m^2} - \frac{2\pi^2}{ic^3} \left(1 + \ln \frac{\lambda^2}{m^2} \right) \\
&= -\frac{2\pi^2}{ic^3} \left(\ln \frac{\Lambda}{m} + 2 \ln \frac{\lambda}{m} + \frac{9}{4} \right) \tag{M.31}
\end{aligned}$$

Then the residual term

$$R(\not{p}) = J_{ad}(\not{p}) - C_0 \delta_{ad} - C_1 (\not{p} - mc^2)_{ad}$$

is ultraviolet-finite, because all Λ -dependent terms there cancel out

$$\begin{aligned}
&\frac{\pi^2}{ic^3} \ln \Lambda^2 \int_0^1 dx (4mc^2 - 2\not{p}x) - \frac{2\pi^2 mc^2}{ic^3} \ln \Lambda^2 \int_0^1 dx (2-x) \\
&+ (\not{p} - mc^2) \frac{2\pi^2}{ic^3} \ln \Lambda^2 \int_0^1 x dx = 0
\end{aligned}$$

We see that C_0 is ultraviolet-divergent, while C_1 has both ultraviolet and infrared divergences. It can be said that $J_{bc}(\not{p})$, as a function of \not{p} , is infinite at the point $\not{p} = mc^2$ and has an infinite first derivative at this point. However, the 2nd and higher derivatives are all finite.

M.5 Integral for the vertex renormalization

Let us calculate the integral in square brackets in equation (10.40)⁹

$$I^\kappa(\tilde{q}, \tilde{q}') = \int d^4 h \gamma_\mu \frac{-\not{h} + \not{q} + mc^2}{(\tilde{h} - \tilde{q})^2 - m^2 c^4} \gamma_\kappa \frac{-\not{h} + \not{q}' + mc^2}{(\tilde{h} - \tilde{q}')^2 - m^2 c^4} \gamma_\mu \frac{1}{\tilde{h}^2}$$

⁹We used equation (M.23) and took into account that \tilde{q} and \tilde{q}' are on the mass shell, so that $\tilde{q}^2 = (\tilde{q}')^2 = m^2 c^4$.

$$\approx - \int_{\lambda^2 c^4}^{\Lambda^2 c^4} dL \int d^4 h \frac{\gamma_\mu(-\not{h} + \not{h} + mc^2)\gamma_\kappa(-\not{h} + \not{h} + mc^2)\gamma_\mu}{(\tilde{h}^2 - 2\tilde{q}\tilde{h})(\tilde{h}^2 - 2\tilde{q}'\tilde{h})(\tilde{h}^2 - L)^2}$$

The numerator can be rewritten as

$$\begin{aligned} & \gamma_\mu(-\not{h} + \not{h} + mc^2)\gamma_\kappa(-\not{h} + \not{h} + mc^2)\gamma_\mu \\ = & \gamma_\mu(\not{h} + mc^2)\gamma_\kappa(\not{h} + mc^2)\gamma_\mu - \gamma_\mu\not{h}\gamma_\kappa(\not{h} + mc^2)\gamma_\mu \\ & - \gamma_\mu(\not{h} + mc^2)\gamma_\kappa\not{h}\gamma_\mu + \gamma_\mu\not{h}\gamma_\kappa\not{h}\gamma_\mu \end{aligned}$$

Then the desired integral is

$$\begin{aligned} I^\kappa(\tilde{q}, \tilde{q}') &= \gamma_\mu(\not{h} + mc^2)\gamma_\kappa(\not{h} + mc^2)\gamma_\mu J \\ & - \gamma_\mu\gamma_\sigma\gamma_\kappa(\not{h} + mc^2)\gamma_\mu J_\sigma - \gamma_\mu(\not{h} + mc^2)\gamma_\kappa\gamma_\sigma\gamma_\mu J_\sigma \\ & + \gamma_\mu\gamma_\sigma\gamma_\kappa\gamma_\tau\gamma_\mu J_{\sigma\tau} \end{aligned} \quad (\text{M.32})$$

where¹⁰

$$J = - \int_0^1 dy \int_{\lambda^2 c^4}^{\Lambda^2 c^4} dL \int \frac{d^4 h}{[\tilde{h}^2 - 2\tilde{h} \cdot \tilde{q}_y]^2 [\tilde{h}^2 - L]^2} \quad (\text{M.33})$$

$$J_\sigma = - \int_0^1 dy \int_{\lambda^2 c^4}^{\Lambda^2 c^4} dL \int \frac{d^4 h h^\sigma}{[\tilde{h}^2 - 2\tilde{h} \cdot \tilde{q}_y]^2 [\tilde{h}^2 - L]^2} \quad (\text{M.34})$$

$$J_{\sigma\tau} = - \int_0^1 dy \int_{\lambda^2 c^4}^{\Lambda^2 c^4} dL \int \frac{d^4 h h^\sigma h^\tau}{[\tilde{h}^2 - 2\tilde{h} \cdot \tilde{q}_y]^2 [\tilde{h}^2 - L]^2} \quad (\text{M.35})$$

These are particular cases of integrals (M.19) - (M.21) with parameters $\tilde{p}_1 = \tilde{q}_y$, $\Delta_1 = 0$, $\tilde{p}_2 = 0$, $\Delta_2 = L$, $\tilde{p}_x = x\tilde{q}_y$, and $\Delta_x = (1-x)L$

$$J = - \frac{\pi^2}{i c^3} \int_0^1 dy \int_{\lambda^2 c^4}^{\Lambda^2 c^4} dL \int_0^1 \frac{x(1-x)dx}{(x^2\tilde{q}_y^2 + (1-x)L)^2} \quad (\text{M.36})$$

¹⁰The denominators were combined using (M.3) and $\tilde{q}_y \equiv y\tilde{q} + (1-y)\tilde{q}'$.

$$J_\sigma = -\frac{\pi^2}{ic^3} \int_0^1 dy \int_{\lambda^2 c^4}^{\Lambda^2 c^4} dL \int_0^1 \frac{q_{y\sigma} x^2 (1-x) dx}{(x^2 \tilde{q}_y^2 + (1-x)L)^2} \quad (\text{M.37})$$

$$J_{\sigma\tau} = -\frac{\pi^2}{ic^3} \int_0^1 dy \int_{\lambda^2 c^4}^{\Lambda^2 c^4} dL \int_0^1 \frac{[x^2 q_{y\sigma} q_{y\tau} - 1/2 \delta_{\sigma\tau} (x^2 \tilde{q}_y^2 + (1-x)L)] x(1-x) dx}{(x^2 \tilde{q}_y^2 + (1-x)L)^2} \quad (\text{M.38})$$

In the limit $\Lambda \rightarrow \infty$ we obtain for (M.36)

$$\begin{aligned} J &= \frac{\pi^2}{ic^3} \int_0^1 dx \int_0^1 dy \frac{x}{x^2 \tilde{q}_y^2 + (1-x)L} \Big|_{L=\lambda^2 c^4}^{L=\infty} = -\frac{\pi^2}{ic^3} \int_0^1 dx \int_0^1 dy \frac{x}{x^2 \tilde{q}_y^2 + (1-x)\lambda^2 c^4} \\ &\approx -\frac{\pi^2}{2ic^3} \int_0^1 \frac{dy}{\tilde{q}_y^2} \ln(-x^2 \tilde{q}_y^2 - (1-x)\lambda^2 c^4) \Big|_{x=0}^{x=1} = -\frac{\pi^2}{2ic^3} \int_0^1 \frac{dy}{\tilde{q}_y^2} (\ln(-\tilde{q}_y^2) - \ln(-\lambda^2 c^4)) \\ &= -\frac{\pi^2}{2ic^3} \int_0^1 dy \frac{1}{\tilde{q}_y^2} \ln \frac{\tilde{q}_y^2}{\lambda^2 c^4} \end{aligned} \quad (\text{M.39})$$

To proceed further with this integral we introduce the 4-vector of the transferred momentum

$$\tilde{k} \equiv \tilde{q}' - \tilde{q} \quad (\text{M.40})$$

Then from $(\tilde{q}')^2 = (\tilde{q} + \tilde{k})^2$ and $(\tilde{q}')^2 = \tilde{q}^2 = m^2 c^4$ it follows that

$$\begin{aligned} 2\tilde{q} \cdot \tilde{k} &= -\tilde{k}^2 \\ \tilde{q}_y &= \tilde{q} + (1-y)\tilde{k} \\ \tilde{q}_y^2 &= m^2 c^4 - (1-y)y\tilde{k}^2 \end{aligned}$$

Instead of \tilde{k}^2 and integration variable y it is convenient to introduce two new variables θ and α , such that¹¹

¹¹Note that, by definition, $0 \leq \tilde{k}^2 \leq 4m^2 c^4$.

$$\begin{aligned}
\tilde{k}^2 &\equiv 4m^2c^4 \sin^2 \theta & (M.41) \\
y &= \frac{1}{2} \left(1 + \frac{\tan \alpha}{\tan \theta} \right) \\
1 - y &= \frac{1}{2} \left(1 - \frac{\tan \alpha}{\tan \theta} \right) \\
\tilde{q}_y^2 &= m^2c^4 - 4m^2c^4 \sin^2 \theta \cdot \frac{1}{2} \left(1 + \frac{\tan \alpha}{\tan \theta} \right) \cdot \frac{1}{2} \left(1 - \frac{\tan \alpha}{\tan \theta} \right) \\
&= m^2c^4 - m^2c^4 \cos^2 \theta (\tan^2 \theta - \tan^2 \alpha) = m^2c^4 \frac{\cos^2 \theta}{\cos^2 \alpha} \\
dy &= \frac{d\alpha}{2 \tan \theta} \frac{d}{d\alpha} \left(\frac{\sin \alpha}{\cos \alpha} \right) = \frac{d\alpha}{2 \tan \theta \cos^2 \alpha} \\
\frac{dy}{\tilde{q}_y^2} &= \frac{d\alpha}{2m^2c^4 \cos^2 \theta \tan \theta} = \frac{d\alpha}{m^2c^4 \sin(2\theta)}
\end{aligned}$$

Integral J is infrared-divergent¹²

$$\begin{aligned}
J &= -\frac{\pi^2}{2ic^3} \int_{-\theta}^{\theta} \frac{d\alpha}{m^2c^4 \sin(2\theta)} \ln \left(\frac{m^2 \cos^2 \theta}{\lambda^2 \cos^2 \alpha} \right) \\
&= -\frac{2\pi^2\theta}{ic^3m^2c^4 \sin(2\theta)} \ln \frac{m}{\lambda} - \frac{\pi^2}{2ic^3m^2c^4 \sin(2\theta)} \int_{-\theta}^{\theta} d\alpha \ln \frac{\cos^2 \theta}{\cos^2 \alpha} \\
&= -\frac{2\pi^2\theta}{ic^3m^2c^4 \sin(2\theta)} \ln \frac{m}{\lambda} - \frac{2\pi^2}{ic^3m^2c^4 \sin(2\theta)} \int_0^{\theta} d\alpha \left(\ln(\cos \theta) - \ln(\cos \alpha) \right) \\
&= -\frac{2\pi^2\theta}{ic^3m^2c^4 \sin(2\theta)} \ln \frac{m}{\lambda} - \frac{2\pi^2\theta \ln(\cos \theta)}{ic^3m^2c^4 \sin(2\theta)} + \frac{2\pi^2}{ic^3m^2c^4 \sin(2\theta)} \int_0^{\theta} d\alpha \ln(\cos \alpha) \\
&= 2A \left[\theta \ln \frac{m}{\lambda} - \int_0^{\theta} \alpha \tan \alpha d\alpha \right] & (M.42)
\end{aligned}$$

¹²Here we took the following integral by parts $\int_0^{\theta} d\alpha \ln(\cos \alpha) = \theta \ln(\cos \theta) + \int_0^{\theta} \alpha \tan \alpha d\alpha$

where we defined

$$A \equiv -\frac{\pi^2}{ic^3} \frac{\theta}{m^2 c^4 \sin(2\theta)}$$

Next we calculate (M.37) using variables θ and α introduced above. Taking the limits $\lambda \rightarrow 0$, $\Lambda \rightarrow \infty$ we obtain a finite result (both infrared and ultraviolet divergences are absent)

$$\begin{aligned} J_\sigma &= \frac{\pi^2}{ic^3} \int_0^1 dx \int_0^1 dy \frac{x^2 q_{y\sigma}}{x^2 \tilde{q}_y^2 + (1-x)L} \Big|_{L=\lambda^2 c^4}^{L=\Lambda^2 c^4} \approx -\frac{\pi^2}{ic^3} \int_0^1 dy \frac{q_{y\sigma}}{\tilde{q}_y^2} \\ &= -\frac{\pi^2}{ic^3} \int_{-\theta}^{\theta} \frac{d\alpha}{m^2 c^4 \sin(2\theta)} \left(q_\sigma + \frac{k_\sigma}{2} \left(1 - \frac{\tan \alpha}{\tan \theta} \right) \right) \\ &= -\frac{\pi^2}{ic^3} \frac{2\theta}{m^2 c^4 \sin(2\theta)} \left(q_\sigma + \frac{k_\sigma}{2} \right) + \frac{\pi^2 k_\sigma}{2ic^3 m^2 c^4 \sin(2\theta) \tan \theta} \int_{-\theta}^{\theta} d\alpha \tan \alpha \\ &= A(q_\sigma + q'_\sigma) \end{aligned} \quad (\text{M.43})$$

Next we need to calculate (M.38)¹³

$$\begin{aligned} J_{\sigma\tau} &= -\frac{\pi^2}{ic^3} \int_{\lambda^2 c^4}^{\Lambda^2 c^4} dL \int_0^1 dx \int_0^1 dy \frac{x^3(1-x)q_{y\sigma}q_{y\tau}}{(x^2 \tilde{q}_y^2 + (1-x)L)^2} \\ &\quad + \frac{\pi^2}{2ic^3} \int_{\lambda^2 c^4}^{\Lambda^2 c^4} dL \int_0^1 dx \int_0^1 dy \frac{\delta_{\sigma\tau} x(1-x)}{x^2 \tilde{q}_y^2 + (1-x)L} \\ &\approx \frac{\pi^2}{ic^3} \int_0^1 dx \int_0^1 dy \left(\frac{x^3 q_{y\sigma} q_{y\tau}}{x^2 \tilde{q}_y^2 + (1-x)\Lambda^2 c^4} - \frac{x q_{y\sigma} q_{y\tau}}{\tilde{q}_y^2} \right) \end{aligned}$$

¹³Here we assumed that $\Lambda^2 c^4 \gg \tilde{q}_y^2 \gg \lambda^2 c^4$ and used integral $\int_0^1 dx x \ln((1-x)/x^2) = [(x^2/2) \ln((1-x)/x^2) + x^2/4 - x/2 - 1/2 \ln(1-x)] \Big|_0^1 = -1/4$.

$$\begin{aligned}
& + \frac{\pi^2}{2ic^3} \int_0^1 dx \int_0^1 dy \delta_{\sigma\tau} x [\ln((1-x)\Lambda^2 c^4) - \ln(x^2 \tilde{q}_y^2)] \\
& \approx -\frac{\pi^2}{2ic^3} \int_0^1 dy \frac{q_{y\sigma} q_{y\tau}}{\tilde{q}_y^2} + \frac{\pi^2 \delta_{\sigma\tau}}{2ic^3} \int_0^1 dx \int_0^1 dy x \ln \frac{(1-x)\Lambda^2 c^4}{x^2 \tilde{q}_y^2} \\
& = -\frac{\pi^2}{2ic^3} \int_0^1 dy \frac{q_{y\sigma} q_{y\tau}}{\tilde{q}_y^2} + \frac{\pi^2 \delta_{\sigma\tau}}{2ic^3} \int_0^1 dx x \ln \frac{(1-x)}{x^2} + \frac{\pi^2 \delta_{\sigma\tau}}{4ic^3} \int_0^1 dy \ln \frac{\Lambda^2 c^4}{\tilde{q}_y^2} \\
& = -\frac{\pi^2}{2ic^3} \int_0^1 dy \frac{q_{y\sigma} q_{y\tau}}{q_y^2} + \frac{\pi^2 \delta_{\sigma\tau}}{4ic^3} \int_0^1 dy \ln \frac{\Lambda^2 c^4}{\tilde{q}_y^2} - \frac{\pi^2 \delta_{\sigma\tau}}{8ic^3}
\end{aligned}$$

Integrations on y are performed using variables θ and α ¹⁴

$$\begin{aligned}
\int_0^1 dy \frac{q_{y\sigma} q_{y\tau}}{\tilde{q}_y^2} & = \int_{-\theta}^{\theta} \left(q_\sigma + \frac{1}{2} k_\sigma - \frac{k_\sigma \tan \alpha}{2 \tan \theta} \right) \left(q_\tau + \frac{1}{2} k_\tau - \frac{k_\tau \tan \alpha}{2 \tan \theta} \right) \frac{d\alpha}{m^2 c^4 \sin(2\theta)} \\
& = \int_{-\theta}^{\theta} \left(q_\sigma + \frac{1}{2} k_\sigma \right) \left(q_\tau + \frac{1}{2} k_\tau \right) \frac{d\alpha}{m^2 c^4 \sin(2\theta)} + \int_{-\theta}^{\theta} \frac{k_\sigma k_\tau \tan^2 \alpha}{4 \tan^2 \theta} \frac{d\alpha}{m^2 c^4 \sin(2\theta)} \\
& = \frac{\theta}{2m^2 c^4 \sin(2\theta)} (q_\sigma + q'_\sigma)(q_\tau + q'_\tau) + \frac{k_\sigma k_\tau \cos \theta}{4m^2 c^4 \sin^3 \theta} \int_0^\theta \tan^2 \alpha d\alpha \\
& = \frac{\theta}{2m^2 c^4 \sin(2\theta)} (q_\sigma + q'_\sigma)(q_\tau + q'_\tau) + \frac{k_\sigma k_\tau}{\tilde{k}^2} (1 - \theta \cot \theta) \\
\int_0^1 dy \ln \frac{\Lambda^2 c^4}{\tilde{q}_y^2} & = \int_0^\theta \frac{d\alpha}{\tan \theta \cos^2 \alpha} \ln \frac{\Lambda^2 \cos^2 \alpha}{m^2 \cos^2 \theta} \\
& = \ln \frac{\Lambda^2}{m^2 \cos^2 \theta} + \frac{1}{\tan \theta} (-2\theta + \ln(\cos^2 \theta) \tan \theta + 2 \tan \theta) \\
& = 2 \ln \frac{\Lambda}{m} + 2(1 - \theta \cot \theta)
\end{aligned}$$

¹⁴Here we used integrals $\int \tan^2(x) dx = \tan(x) - x + C$, $\int \cos^{-2}(x) dx = \tan(x) + C$ and $\int \ln(\cos^2(x)) / \cos^2(x) dx = -2x + 2 \tan(x) + \tan(x) \ln(\cos^2(x)) + C$.

Then we see that integral $J_{\sigma\tau}$ is ultraviolet-divergent

$$\begin{aligned} J_{\sigma\tau} &= \frac{A}{4}(q_\sigma + q'_\sigma)(q_\tau + q'_\tau) + Dk_\sigma k_\tau + E\delta_{\sigma\tau} & (M.44) \\ D &\equiv -\frac{\pi^2(1 - \theta \cot \theta)}{2ic^3\tilde{k}^2} \\ E &\equiv \frac{\pi^2}{2ic^3} \left(\ln \frac{\Lambda}{m} + \frac{3}{4} - \theta \cot \theta \right) \end{aligned}$$

Using results (M.42), (M.43), (M.44), we obtain for the full integral (M.32)

$$\begin{aligned} I^\kappa(\tilde{q}, \tilde{q}') &= J\gamma_\mu(\not{h} + mc^2)\gamma_\kappa(\not{h}' + mc^2)\gamma_\mu \\ &\quad - A\gamma_\mu(\not{h} + \not{h}')\gamma_\kappa(\not{h}' + mc^2)\gamma_\mu - A\gamma_\mu(\not{h}' + mc^2)\gamma_\kappa(\not{h} + \not{h}')\gamma_\mu \\ &\quad + \frac{A}{4}\gamma_\mu(\not{h} + \not{h}')\gamma_\kappa(\not{h} + \not{h}')\gamma_\mu + D\gamma_\mu\not{k}\gamma_\kappa\not{k}\gamma_\mu + 4E\gamma_\kappa \\ &= JT_1 - AT_2 - AT_3 + \frac{A}{4}T_4 + D\gamma_\mu\not{k}\gamma_\kappa\not{k}\gamma_\mu + 4E\gamma_\kappa & (M.45) \end{aligned}$$

Let us now use (J.11) - (J.13) and process these terms one-by-one

$$\begin{aligned} T_1 &= \gamma_\mu(\not{h} + mc^2)\gamma_\kappa(\not{h}' + mc^2)\gamma_\mu \\ &= \gamma_\mu\not{h}\not{h}'\gamma_\mu + mc^2\gamma_\mu\gamma_\kappa\not{h}'\gamma_\mu + mc^2\gamma_\mu\not{h}'\gamma_\kappa\gamma_\mu + m^2c^4\gamma_\mu\gamma_\kappa\gamma_\mu \\ &= -2\not{h}'\gamma_\kappa\not{h} + 2mc^2\gamma_\kappa\not{h}' + 2mc^2\not{h}'\gamma_\kappa + 2mc^2\not{h}'\gamma_\kappa + 2mc^2\gamma_\kappa\not{h}' - 2m^2c^4\gamma_\kappa \\ &= -2(\not{h} + \not{k})\gamma_\kappa(\not{h}' - \not{k}) + 2mc^2\gamma_\kappa\not{h}' + 2mc^2(\not{h} + \not{k})\gamma_\kappa + 2mc^2\not{h}'\gamma_\kappa \\ &\quad + 2mc^2\gamma_\kappa(\not{h}' - \not{k}) - 2m^2c^4\gamma_\kappa \\ &= -2\not{h}'\gamma_\kappa\not{h}' - 2\not{k}\gamma_\kappa\not{h}' + 2\not{h}'\gamma_\kappa\not{k} + 2\not{k}\gamma_\kappa\not{k} + 2mc^2\gamma_\kappa\not{h}' \\ &\quad + 2mc^2\not{h}'\gamma_\kappa + 2mc^2\not{k}\gamma_\kappa + 2mc^2\not{h}'\gamma_\kappa + 2mc^2\gamma_\kappa\not{h}' - 2mc^2\gamma_\kappa\not{k} - 2m^2c^4\gamma_\kappa \end{aligned}$$

According to (10.40), integral $I^\kappa(\tilde{q}, \tilde{q}')$ is multiplied by $\bar{u}(\mathbf{q}, \sigma)$ from the left and by $u(\mathbf{q}', \sigma')$ from the right. Then, due to (J.82) - (J.83), in the above summands the factor \not{h} standing on the left and the factor \not{h}' standing on the right can both be changed to mc^2

$$T_1 = -2m^2c^4\gamma_\kappa - 2mc^2\not{k}\gamma_\kappa + 2mc^2\gamma_\kappa\not{k} + 2\not{k}\gamma_\kappa\not{k} + 2m^2c^4\gamma_\kappa$$

$$\begin{aligned}
& +2m^2c^4\gamma_\kappa + 2mc^2\cancel{k}\gamma_\kappa + 2m^2c^4\gamma_\kappa + 2m^2c^4\gamma_\kappa - 2mc^2\gamma_\kappa\cancel{k} - 2m^2c^4\gamma_\kappa \\
= & 2\cancel{k}\gamma_\kappa\cancel{k} + 4m^2c^4\gamma_\kappa
\end{aligned}$$

It follows from (J.4) and (J.23) that

$$\begin{aligned}
\cancel{k}\gamma_\kappa\cancel{k} &= \gamma_\mu\gamma_\kappa\gamma_\nu k^\mu k^\nu = -\gamma_\kappa\gamma_\mu\gamma_\nu k^\mu k^\nu + 2\gamma_\nu g_{\mu\kappa} k^\mu k^\nu \\
&= -\gamma_\kappa\cancel{k}^2 + 2\cancel{k}k_\kappa = -\gamma_\kappa\tilde{k}^2 + 2(\cancel{h} - \cancel{k})k_\kappa
\end{aligned}$$

The last term vanishes when sandwiched between $\bar{u}(\mathbf{q}, \sigma)$ and $u(\mathbf{q}', \sigma')$. So, we can set $\cancel{k}\gamma_\kappa\cancel{k} = -\tilde{k}^2\gamma_\kappa$. Then

$$T_1 = (-2\tilde{k}^2 + 4m^2c^4)\gamma_\kappa$$

We use the same techniques to obtain the 2nd, 3rd, and 4th terms in (M.45)

$$\begin{aligned}
T_2 &= \gamma_\mu(\cancel{h} + \cancel{h}')\gamma_\kappa(\cancel{h} + mc^2)\gamma_\mu \\
&= \gamma_\mu\cancel{h}\gamma_\kappa\cancel{h}\gamma_\mu + \gamma_\mu\cancel{h}'\gamma_\kappa\cancel{h}\gamma_\mu + mc^2\gamma_\mu\cancel{h}\gamma_\kappa\gamma_\mu + mc^2\gamma_\mu\cancel{h}'\gamma_\kappa\gamma_\mu \\
&= -2\cancel{h}'\gamma_\kappa\cancel{h} - 2\cancel{h}\gamma_\kappa\cancel{h}' + 2mc^2\cancel{h}\gamma_\kappa + 2mc^2\gamma_\kappa\cancel{h} + 2mc^2\cancel{h}'\gamma_\kappa + 2mc^2\gamma_\kappa\cancel{h}' \\
&= -2(\cancel{h} + \cancel{k})\gamma_\kappa(\cancel{h} - \cancel{k}) - 2(\cancel{h} + \cancel{k})\gamma_\kappa\cancel{h}' + 2mc^2\cancel{h}\gamma_\kappa + 2mc^2\gamma_\kappa(\cancel{h} - \cancel{k}) \\
&\quad + 2mc^2(\cancel{h} + \cancel{k})\gamma_\kappa + 2mc^2\gamma_\kappa\cancel{h}' \\
&= -2\cancel{h}\gamma_\kappa\cancel{h}' - 2\cancel{k}\gamma_\kappa\cancel{h}' + 2\cancel{h}\gamma_\kappa\cancel{k} + 2\cancel{k}\gamma_\kappa\cancel{k} - 2\cancel{h}\gamma_\kappa\cancel{h}' \\
&\quad - 2\cancel{k}\gamma_\kappa\cancel{h}' + 2mc^2\cancel{h}\gamma_\kappa + 2mc^2\gamma_\kappa\cancel{h}' - 2mc^2\gamma_\kappa\cancel{k} \\
&\quad + 2mc^2\cancel{h}\gamma_\kappa + 2mc^2\cancel{k}\gamma_\kappa + 2mc^2\gamma_\kappa\cancel{h}' \\
&= -2m^2c^4\gamma_\kappa - 2mc^2\cancel{k}\gamma_\kappa + 2mc^2\gamma_\kappa\cancel{k} + 2\cancel{k}\gamma_\kappa\cancel{k} - 2m^2c^4\gamma_\kappa \\
&\quad - 2mc^2\cancel{k}\gamma_\kappa + 2m^2c^4\gamma_\kappa + 2m^2c^4\gamma_\kappa - 2mc^2\gamma_\kappa\cancel{k} \\
&\quad + 2m^2c^4\gamma_\kappa + 2mc^2\cancel{k}\gamma_\kappa + 2m^2c^4\gamma_\kappa \\
&= 2\cancel{k}\gamma_\kappa\cancel{k} - 2mc^2\cancel{k}\gamma_\kappa + 4m^2c^4\gamma_\kappa \\
&= (-2\tilde{k}^2 + 4m^2c^4)\gamma_\kappa - 2mc^2\cancel{k}\gamma_\kappa \\
T_3 &= \gamma_\mu(\cancel{h} + mc^2)\gamma_\kappa(\cancel{h} + \cancel{h}')\gamma_\mu \\
&= \gamma_\mu\cancel{h}\gamma_\kappa\cancel{h}\gamma_\mu + \gamma_\mu mc^2\gamma_\kappa\cancel{h}\gamma_\mu + \gamma_\mu\cancel{h}\gamma_\kappa\cancel{h}'\gamma_\mu + \gamma_\mu mc^2\gamma_\kappa\cancel{h}'\gamma_\mu \\
&= -2\cancel{h}\gamma_\kappa\cancel{h}' + 2mc^2\gamma_\kappa\cancel{h} + 2mc^2\cancel{h}\gamma_\kappa - 2\cancel{h}'\gamma_\kappa\cancel{h} + 2mc^2\gamma_\kappa\cancel{h}' + 2mc^2\cancel{h}'\gamma_\kappa
\end{aligned}$$

$$\begin{aligned}
&= -2\cancel{h}\gamma_\kappa(\cancel{h} - \cancel{k}) + 2mc^2\gamma_\kappa(\cancel{h} - \cancel{k}) + 2mc^2\cancel{h}\gamma_\kappa - 2(\cancel{h} + \cancel{k})\gamma_\kappa(\cancel{h} - \cancel{k}) \\
&\quad + 2mc^2\gamma_\kappa\cancel{h} + 2mc^2(\cancel{h} + \cancel{k})\gamma_\kappa \\
&= -2\cancel{h}\gamma_\kappa\cancel{h} + 2\cancel{h}\gamma_\kappa\cancel{k} + 2mc^2\gamma_\kappa\cancel{h} - 2mc^2\gamma_\kappa\cancel{k} + 2mc^2\cancel{h}\gamma_\kappa \\
&\quad - 2\cancel{h}\gamma_\kappa\cancel{h} - 2\cancel{k}\gamma_\kappa\cancel{h} + 2\cancel{h}\gamma_\kappa\cancel{k} + 2\cancel{k}\gamma_\kappa\cancel{k} \\
&\quad + 2mc^2\gamma_\kappa\cancel{h} + 2mc^2\cancel{h}\gamma_\kappa + 2mc^2\cancel{k}\gamma_\kappa \\
&= -2m^2c^4\gamma_\kappa + 2mc^2\gamma_\kappa\cancel{k} + 2m^2c^4\gamma_\kappa - 2mc^2\gamma_\kappa\cancel{k} + 2m^2c^4\gamma_\kappa \\
&\quad - 2m^2c^4\gamma_\kappa - 2mc^2\cancel{k}\gamma_\kappa + 2mc^2\gamma_\kappa\cancel{k} + 2\cancel{k}\gamma_\kappa\cancel{k} \\
&\quad + 2m^2c^4\gamma_\kappa + 2m^2c^4\gamma_\kappa + 2mc^2\cancel{k}\gamma_\kappa \\
&= (4m^2c^4 - 2\tilde{k}^2)\gamma_\kappa + 2mc^2\gamma_\kappa\cancel{k} \\
T_4 &= \gamma_\mu(\cancel{h} + \cancel{h})\gamma_\kappa(\cancel{h} + \cancel{h})\gamma_\mu \\
&= \gamma_\mu\cancel{h}\gamma_\kappa\cancel{h}\gamma_\mu + \gamma_\mu\cancel{h}\gamma_\kappa\cancel{h}\gamma_\mu + \gamma_\mu\cancel{h}\gamma_\kappa\cancel{h}\gamma_\mu + \gamma_\mu\cancel{h}\gamma_\kappa\cancel{h}\gamma_\mu \\
&= -2\cancel{h}\gamma_\kappa\cancel{h} - 2\cancel{h}\gamma_\kappa\cancel{h} - 2\cancel{h}\gamma_\kappa\cancel{h} - 2\cancel{h}\gamma_\kappa\cancel{h} \\
&= -2\cancel{h}\gamma_\kappa(\cancel{h} - \cancel{k}) - 2\cancel{h}\gamma_\kappa\cancel{h} - 2(\cancel{h} + \cancel{k})\gamma_\kappa(\cancel{h} - \cancel{k}) - 2(\cancel{h} + \cancel{k})\gamma_\kappa\cancel{h} \\
&= -2\cancel{h}\gamma_\kappa\cancel{h} + 2\cancel{h}\gamma_\kappa\cancel{k} - 2\cancel{h}\gamma_\kappa\cancel{h} - 2\cancel{h}\gamma_\kappa\cancel{h} - 2\cancel{k}\gamma_\kappa\cancel{h} \\
&\quad + 2\cancel{h}\gamma_\kappa\cancel{k} + 2\cancel{k}\gamma_\kappa\cancel{k} - 2\cancel{h}\gamma_\kappa\cancel{h} - 2\cancel{k}\gamma_\kappa\cancel{h} \\
&= -2m^2c^4\gamma_\kappa + 2mc^2\gamma_\kappa\cancel{k} - 2m^2c^4\gamma_\kappa - 2m^2c^4\gamma_\kappa - 2mc^2\cancel{k}\gamma_\kappa \\
&\quad + 2mc^2\gamma_\kappa\cancel{k} + 2\cancel{k}\gamma_\kappa\cancel{k} - 2m^2c^4\gamma_\kappa - 2mc^2\cancel{k}\gamma_\kappa \\
&= -8m^2c^4\gamma_\kappa + 4mc^2\gamma_\kappa\cancel{k} - 4mc^2\cancel{k}\gamma_\kappa - 2\tilde{k}^2\gamma_\kappa
\end{aligned}$$

Putting all terms together we obtain¹⁵

$$\begin{aligned}
I^\kappa(q, q') &= J(-2\tilde{k}^2 + 4m^2c^4)\gamma_\kappa \\
&\quad - A((-2\tilde{k}^2 + 4m^2c^4)\gamma_\kappa - 2mc^2\cancel{k}\gamma_\kappa) - A((4m^2c^4 - 2\tilde{k}^2)\gamma_\kappa + 2mc^2\gamma_\kappa\cancel{k}) \\
&\quad + \frac{A}{4}(-8m^2c^4\gamma_\kappa + 4mc^2\gamma_\kappa\cancel{k} - 4mc^2\cancel{k}\gamma_\kappa - 2\tilde{k}^2\gamma_\kappa) + 2D\tilde{k}^2\gamma_\kappa + 4E\gamma_\kappa \\
&= \left(-2J\tilde{k}^2 + 2D\tilde{k}^2 + 4Jm^2c^4 + 4E - 10Am^2c^4 + \frac{7}{2}A\tilde{k}^2 \right) \gamma_\kappa \\
&\quad - Amc^2(\gamma_\kappa\cancel{k} - \cancel{k}\gamma_\kappa) \\
&= \left(-2J\tilde{k}^2 + 2D\tilde{k}^2 + 4Jm^2c^4 + 4E - 14Am^2c^4 + \frac{7A\tilde{k}^2}{2} \right) \gamma_\kappa \\
&\quad + 2Amc^2(q_\kappa + q'_\kappa)
\end{aligned}$$

¹⁵Here we used (J.86) to write $\gamma_\kappa\cancel{k} - \cancel{k}\gamma_\kappa = 4mc^2\gamma_\kappa - 2(q_\kappa + q'_\kappa)$.

The coefficient in front of γ_κ is

$$\begin{aligned}
& -\frac{2\pi^2(-2\tilde{k}^2 + 4m^2c^4)}{ic^3m^2c^4\sin(2\theta)} \left[\theta \ln \frac{m}{\lambda} - \int_0^\theta \alpha \tan \alpha d\alpha \right] - \frac{\pi^2(1 - \theta \cot \theta)}{ic^3} \\
& + \frac{2\pi^2}{ic^3} \left(\ln \frac{\Lambda}{m} + (1 - \theta \cot \theta) - \frac{1}{4} \right) + \frac{14\pi^2\theta}{ic^3\sin(2\theta)} - \frac{7\pi^2\tilde{k}^2\theta}{2ic^3m^2c^4\sin(2\theta)} \\
= & -\frac{2\pi^2(-8m^2c^4\sin^2\theta + 4m^2c^4)}{ic^3m^2c^4\sin(2\theta)} \left[\theta \ln \frac{m}{\lambda} - \int_0^\theta \alpha \tan \alpha d\alpha \right] \\
& + \frac{\pi^2(1 - \theta \cot \theta)}{ic^3} + \frac{2\pi^2}{ic^3} \ln \frac{\Lambda}{m} - \frac{\pi^2}{2ic^3} + \frac{14\pi^2\theta}{ic^3\sin(2\theta)} - \frac{14\pi^2\theta m^2c^4\sin^2\theta}{ic^3m^2c^4\sin(2\theta)} \\
= & -\frac{8\pi^2}{ic^3\tan(2\theta)} \left[\theta \ln \frac{m}{\lambda} - \int_0^\theta \alpha \tan \alpha d\alpha \right] \\
& + \frac{\pi^2(1 - \theta \cot \theta)}{ic^3} + \frac{2\pi^2}{ic^3} \ln \frac{\Lambda}{m} - \frac{\pi^2}{2ic^3} + \frac{7\pi^2\theta \cot \theta}{ic^3}
\end{aligned}$$

Therefore, finally

$$\begin{aligned}
& I^\kappa(\tilde{q}, \tilde{q}') \\
= & \frac{\pi^2\gamma^\kappa}{ic^3} \left(-\frac{8\theta}{\tan(2\theta)} \ln \frac{m}{\lambda} + \frac{8}{\tan(2\theta)} \int_0^\theta \alpha \tan \alpha d\alpha + \frac{1}{2} + 6\theta \cot \theta + 2 \ln \frac{\Lambda}{m} \right) \\
& - \frac{2\pi^2\theta(q + q')^\kappa}{imc^5\sin(2\theta)} \tag{M.46}
\end{aligned}$$

M.6 Integral for the ladder diagram

For the integral (10.54)

$$b(\mathbf{p}, \mathbf{q}, \mathbf{k}) = \int \frac{d^4h}{[\tilde{h}^2 + 2(\tilde{q} \cdot \tilde{h})][\tilde{h}^2 - 2(\tilde{p} \cdot \tilde{h})][\tilde{h}^2 - \lambda^2c^4][\tilde{h}^2 + 2(\tilde{h} \cdot \tilde{k}) + \tilde{k}^2 - \lambda^2c^4]}$$

we follow the calculation technique from [Red53]. First use equation (M.7) and notation

$$\begin{aligned} a &= \tilde{h}^2 + 2(\tilde{k} \cdot \tilde{h}) + \tilde{k}^2 - \lambda^2 c^4 \\ b &= \tilde{h}^2 + 2(\tilde{q} \cdot \tilde{h}) \\ c &= \tilde{h}^2 - 2(\tilde{p} \cdot \tilde{h}) \\ d &= \tilde{h}^2 - \lambda^2 c^4 \end{aligned}$$

to write

$$\begin{aligned} &b(\mathbf{p}, \mathbf{q}, \mathbf{k}) \\ &= 6 \int d^4 h \int_0^1 dx \int_0^1 dy \int_0^1 xz^2 dz [(\tilde{h}^2 + 2(\tilde{k} \cdot \tilde{h}) + \tilde{k}^2 - \lambda^2 c^4)z(1-x) + (\tilde{h}^2 + 2(\tilde{q} \cdot \tilde{h}))xyz \\ &+ (\tilde{h}^2 - 2(\tilde{p} \cdot \tilde{h}))xz(1-y) + (\tilde{h}^2 - \lambda^2 c^4)(1-z)]^{-4} \\ &= 6 \int d^4 h \int_0^1 dx \int_0^1 dy \int_0^1 xz^2 dz [\tilde{h}^2 - 2\tilde{h} \cdot (-\tilde{k}z(1-x) - \tilde{q}xyz + \tilde{p}xz(1-y)) \\ &+ \tilde{k}^2 z(1-x) + \lambda^2 c^4 (zx - 1)]^{-4} \\ &= 6 \int d^4 h \int_0^1 dx \int_0^1 dy \int_0^1 \frac{xz^2 dz}{[\tilde{h}^2 - 2(\tilde{h} \cdot \tilde{p}_x)z - \Delta]^4} \end{aligned}$$

where

$$\begin{aligned} \Delta &\equiv \lambda^2 c^4 (1 - zx) - \tilde{k}^2 z(1 - x) \\ \tilde{p}_x &= -\tilde{k}(1 - x) + \tilde{p}x(1 - y) - \tilde{q}xy = -\tilde{k}(1 - x) + x\tilde{p}_y \\ \tilde{p}_y &= \tilde{p}(1 - y) - \tilde{q}y \end{aligned}$$

From (M.13) we obtain

$$b(\mathbf{p}, \mathbf{q}, \mathbf{k}) = \frac{\pi^2}{i c^3} \int_0^1 dx \int_0^1 dy \int_0^1 \frac{xz^2 dz}{(z^2 \tilde{p}_x^2 + \Delta)^2}$$

We have $\tilde{q}' = \tilde{q} - \tilde{k}$ and $\tilde{p}' = \tilde{p} + \tilde{k}$. Taking squares of both sides of these equations and using $\tilde{q}^2 = (\tilde{q}')^2 = m^2c^4$ and $\tilde{p}^2 = (\tilde{p}')^2 = M^2c^4$ we obtain

$$(\tilde{q} \cdot \tilde{k}) = \tilde{k}^2/2 \quad (\text{M.47})$$

$$(\tilde{p} \cdot \tilde{k}) = -\tilde{k}^2/2 \quad (\text{M.48})$$

$$(\tilde{k} \cdot \tilde{p}_y) = (\tilde{k} \cdot \tilde{p})(1-y) - (\tilde{k} \cdot \tilde{q})y = -\frac{\tilde{k}^2}{2}(1-y) - \frac{\tilde{k}^2}{2}y = -\frac{\tilde{k}^2}{2}$$

$$\begin{aligned} \tilde{p}_x^2 &= (x\tilde{p}_y - \tilde{k}(1-x))^2 = x^2\tilde{p}_y^2 + \tilde{k}^2(1-x)^2 - 2x(1-x)(\tilde{p}_y \cdot \tilde{k}) \\ &= x^2\tilde{p}_y^2 + \tilde{k}^2 - 2\tilde{k}^2x + \tilde{k}^2x^2 + \tilde{k}^2x - \tilde{k}^2x^2 = x^2\tilde{p}_y^2 + \tilde{k}^2(1-x) \end{aligned}$$

$$b(\mathbf{p}, \mathbf{q}, \mathbf{k}) = \frac{\pi^2}{ic^3} \int_0^1 dx \int_0^1 dy \int_0^1 \frac{xz^2 dz}{[z^2(x^2\tilde{p}_y^2 + \tilde{k}^2(1-x)) + \lambda^2c^4(1-zx) - \tilde{k}^2z(1-x)]^2}$$

Even though λ is small, the term $\lambda^2c^4(1-zx)$ cannot be neglected¹⁶ when $x \rightarrow 0, z \rightarrow 0$, when $x \rightarrow 1, z \rightarrow 0$ and when $x \rightarrow 0, z \rightarrow 1$. Therefore, we are going to break the region of integration on x into three parts $0 < x < \epsilon$, $\epsilon < x < 1 - \delta$ and $1 - \delta < x < 1$, where ϵ and δ are small, but large enough, so that in the interval $\epsilon < x < 1 - \delta$ the term $\lambda^2c^4(1-zx)$ can be neglected. Integrations on x in these three regions split our integral into three parts

$$b(\mathbf{p}, \mathbf{q}, \mathbf{k}) = L_I + L_{II} + L_{III}$$

In the second region we neglect the λ -term

$$L_{II} \approx \frac{\pi^2}{ic^3} \int_{\epsilon}^{1-\delta} dx \int_0^1 dy \int_0^1 \frac{x dz}{[z(x^2\tilde{p}_y^2 + \tilde{k}^2(1-x)) - \tilde{k}^2(1-x)]^2}$$

use table integrals

$$\begin{aligned} \int \frac{dz}{(az+b)^2} &= -\frac{1}{a(ax+b)} + const \\ \int \frac{dx}{x(1-x)} &= \ln(x) - \ln(x-1) + const \end{aligned}$$

¹⁶because other terms in the denominator can be even smaller

and obtain

$$\begin{aligned}
L_{II} &= -\frac{\pi^2}{ic^3} \int_{\epsilon}^{1-\delta} dx \int_0^1 dy \frac{x}{[x^2\tilde{p}_y^2 + \tilde{k}^2(1-x)][z(x^2\tilde{p}_y^2 + \tilde{k}^2(1-x)) - \tilde{k}^2(1-x)]} \Big|_{z=0}^{z=1} \\
&= -\frac{\pi^2}{ic^3} \int_{\epsilon}^{1-\delta} dx \int_0^1 dy \frac{x}{x^2\tilde{p}_y^2 + \tilde{k}^2(1-x)} \left(\frac{1}{x^2\tilde{p}_y^2} + \frac{1}{\tilde{k}^2(1-x)} \right) \\
&= -\frac{\pi^2}{ic^3\tilde{k}^2} \int_{\epsilon}^{1-\delta} dx \int_0^1 dy \frac{1}{x\tilde{p}_y^2(1-x)} \\
&= -\frac{\pi^2}{ic^3\tilde{k}^2} \int_0^1 dy \frac{1}{\tilde{p}_y^2} (\ln(x) - \ln(x-1)) \Big|_{x=\epsilon}^{x=1-\delta} \\
&\approx -\frac{\pi^2}{ic^3\tilde{k}^2} \int_0^1 dy \frac{1}{\tilde{p}_y^2} (-\ln(\delta) - \ln(-1) - \ln(\epsilon) + \ln(-1)) \\
&= \frac{\pi^2 \ln(\delta\epsilon)}{ic^3\tilde{k}^2} \int_0^1 \frac{dy}{\tilde{p}_y^2}
\end{aligned}$$

In the third integral we replace $x \rightarrow 1-x$

$$\begin{aligned}
L_{III} &= -\frac{\pi^2}{ic^3} \int_{\delta}^0 dx \int_0^1 dy \int_0^1 \frac{(1-x)z^2 dz}{[z^2((1-x)^2\tilde{p}_y^2 + \tilde{k}^2x) + \lambda^2c^4(1-z(1-x)) - \tilde{k}^2zx]^2} \\
&\approx -\frac{\pi^2}{ic^3} \int_{\delta}^0 dx \int_0^1 dy \int_0^1 \frac{z^2 dz}{[z^2\tilde{p}_y^2 + z^2\tilde{k}^2x + \lambda^2c^4(1-z) - \tilde{k}^2zx]^2} \\
&= \frac{\pi^2}{ic^3\tilde{k}^2} \int_0^1 dy \int_0^1 \frac{z dz}{(z-1)} \left(\frac{1}{z^2\tilde{p}_y^2 + z^2\tilde{k}^2x + \lambda^2c^4(1-z) - \tilde{k}^2zx} \right) \Big|_{x=\delta}^{x=0} \\
&= \frac{\pi^2}{ic^3\tilde{k}^2} \int_0^1 dy \int_0^1 \frac{z dz}{(z-1)} \left(\frac{1}{z^2\tilde{p}_y^2 + \lambda^2c^4(1-z)} - \frac{1}{z^2\tilde{p}_y^2 + z^2\tilde{k}^2\delta + \lambda^2c^4(1-z) - \tilde{k}^2z\delta} \right)
\end{aligned}$$

$$\begin{aligned}
&= \frac{\pi^2}{ic^3\tilde{k}^2} \int_0^1 dy \int_0^1 \frac{zdz}{(z-1)} \cdot \frac{z^2\tilde{p}_y^2 + z^2\tilde{k}^2\delta + \lambda^2c^4(1-z) - \tilde{k}^2z\delta - z^2\tilde{p}_y^2 - \lambda^2c^4(1-z)}{(z^2\tilde{p}_y^2 + \lambda^2c^4(1-z))(z^2\tilde{p}_y^2 + z^2\tilde{k}^2\delta + \lambda^2c^4(1-z) - \tilde{k}^2z\delta)} \\
&= \frac{\pi^2\delta}{ic^3} \int_0^1 dy \int_0^1 \frac{z^2dz}{[z^2\tilde{p}_y^2 + \lambda^2c^4(1-z)][z^2\tilde{p}_y^2 + z^2\tilde{k}^2\delta + \lambda^2c^4(1-z) - \tilde{k}^2z\delta]}
\end{aligned}$$

We now break the z integration into two regions $0 \leq z < z_c$ and $z_c \leq z < 1$, where z_c is chosen such that $\lambda^2c^4 \ll z_c^2\tilde{p}_y^2 \ll \tilde{k}^2z_c\delta$. We also use table integrals

$$\begin{aligned}
\int \frac{dz}{z(az+b)} &= \frac{1}{b} [\ln(z) - \ln(az+b)] + const \\
\int dz \frac{a+bz}{a+cz^2} &= \frac{b}{2c} \ln(a+cz^2) + \sqrt{\frac{a}{c}} \tan^{-1} \left(\frac{\sqrt{cz}}{\sqrt{a}} \right) + const \\
&\approx \frac{b}{2c} \ln(a+cz^2) + const \tag{M.49} \\
\int dz \frac{a}{a+cz} &= \frac{a}{c} \ln(a+cz) + const
\end{aligned}$$

Then

$$\begin{aligned}
L_{III} &= L_{IIIa} + L_{IIIb} \\
L_{IIIb} &= \frac{\pi^2\delta}{ic^3} \int_0^1 dy \int_{z_c}^1 \frac{z^2dz}{[z^2\tilde{p}_y^2 + \lambda^2c^4(1-z)][z^2\tilde{p}_y^2 + z^2\tilde{k}^2\delta + \lambda^2c^4(1-z) - \tilde{k}^2z\delta]} \\
&\approx \frac{\pi^2\delta}{ic^3} \int_0^1 dy \int_{z_c}^1 \frac{dz}{\tilde{p}_y^2 z [z(\tilde{p}_y^2 + \tilde{k}^2\delta) - \tilde{k}^2\delta]} \\
&= -\frac{\pi^2\delta}{ic^3} \int_0^1 \frac{dy}{\tilde{p}_y^2 \tilde{k}^2\delta} \left(\ln(z) - \ln(z(\tilde{p}_y^2 + \tilde{k}^2\delta) - \tilde{k}^2\delta) \right) \Big|_{z=z_c}^{z=1} \\
&= -\frac{\pi^2\delta}{ic^3} \int_0^1 \frac{dy}{\tilde{p}_y^2 \tilde{k}^2\delta} \left(-\ln(\tilde{p}_y^2) - \ln(z_c) + \ln[z_c(\tilde{p}_y^2 + \tilde{k}^2\delta) - \tilde{k}^2\delta] \right) \\
&\approx -\frac{\pi^2}{ic^3\tilde{k}^2} \int_0^1 \frac{dy}{\tilde{p}_y^2} \ln \left(\frac{-\tilde{k}^2\delta}{\tilde{p}_y^2 z_c} \right) \tag{M.50}
\end{aligned}$$

$$\begin{aligned}
L_{IIIa} &= \frac{\pi^2 \delta}{ic^3} \int_0^1 dy \int_0^{z_c} \frac{z^2 dz}{[z^2 \tilde{p}_y^2 + \lambda^2 c^4 (1-z)][z^2 \tilde{p}_y^2 + z^2 \tilde{k}^2 \delta + \lambda^2 c^4 (1-z) - \tilde{k}^2 z \delta]} \\
&\approx \frac{\pi^2 \delta}{ic^3} \int_0^1 dy \int_0^{z_c} \frac{z^2 dz}{(z^2 \tilde{p}_y^2 + \lambda^2 c^4)(\lambda^2 c^4 - \tilde{k}^2 z \delta)} \\
&= -\frac{\pi^2 \delta}{ic^3} \int_0^1 dy \int_0^{z_c} dz \frac{1}{\tilde{p}_y^2 \lambda^2 c^4 + \tilde{k}^4 \delta^2} \left(\frac{\lambda^2 c^4 + \tilde{k}^2 z \delta}{z^2 \tilde{p}_y^2 + \lambda^2 c^4} - \frac{\lambda^2 c^4}{\lambda^2 c^4 - \tilde{k}^2 z \delta} \right) \\
&= -\frac{\pi^2 \delta}{ic^3} \int_0^1 dy \frac{1}{\tilde{p}_y^2 \lambda^2 c^4 + \tilde{k}^4 \delta^2} \left(\frac{\tilde{k}^2 \delta}{2 \tilde{p}_y^2} \ln(\lambda^2 c^4 + z^2 \tilde{p}_y^2) + \frac{\lambda^2 c^4}{\tilde{k}^2 \delta} \ln(\lambda^2 c^4 - \tilde{k}^2 z \delta) \right) \Big|_{z=0}^{z=z_c} \\
&= -\frac{\pi^2 \delta}{ic^3} \int_0^1 dy \frac{1}{\tilde{p}_y^2 \lambda^2 c^4 + \tilde{k}^4 \delta^2} \left(\frac{\tilde{k}^2 \delta}{2 \tilde{p}_y^2} \ln(\lambda^2 c^4 + z_c^2 \tilde{p}_y^2) + \frac{\lambda^2 c^4}{\tilde{k}^2 \delta} \ln(\lambda^2 c^4 - \tilde{k}^2 z_c \delta) \right) \\
&\quad - \frac{k^2 \delta}{2 \tilde{p}_y^2} \ln(\lambda^2 c^4) - \frac{\lambda^2 c^4}{\tilde{k}^2 \delta} \ln(\lambda^2 c^4) \\
&\approx -\frac{\pi^2 \delta}{ic^3} \int_0^1 dy \frac{1}{\tilde{p}_y^2 \lambda^2 c^4 + \tilde{k}^4 \delta^2} \left(\frac{\tilde{k}^2 \delta}{2 \tilde{p}_y^2} \ln(z_c^2 \tilde{p}_y^2) + \frac{\lambda^2 c^4}{\tilde{k}^2 \delta} \ln(-\tilde{k}^2 z_c \delta) \right) \\
&\quad - \frac{\tilde{k}^2 \delta}{2 \tilde{p}_y^2} \ln(\lambda^2 c^4) - \frac{\lambda^2 c^4}{\tilde{k}^2 \delta} \ln(\lambda^2 c^4) \\
&\approx -\frac{\pi^2}{ic^3 2 \tilde{k}^2} \int_0^1 dy \frac{1}{\tilde{p}_y^2} \ln \left(\frac{z_c^2 \tilde{p}_y^2}{\lambda^2 c^4} \right) \tag{M.51}
\end{aligned}$$

Adding together (M.50) and (M.51) we obtain

$$\begin{aligned}
L_{III} &= L_{IIIa} + L_{IIIb} = -\frac{\pi^2}{ic^3 \tilde{k}^2} \int_0^1 \frac{dy}{\tilde{p}_y^2} \ln \left(\frac{-\tilde{k}^2 \delta}{\tilde{p}_y^2 z_c} \right) - \frac{\pi^2}{ic^3 2 \tilde{k}^2} \int_0^1 dy \frac{1}{\tilde{p}_y^2} \ln \left(\frac{z_c^2 \tilde{p}_y^2}{\lambda^2 c^4} \right) \\
&\approx -\frac{\pi^2}{ic^3 2 \tilde{k}^2} \int_0^1 \frac{dy}{\tilde{p}_y^2} \ln \left(\frac{\tilde{k}^4 \delta^2}{\tilde{p}_y^4 z_c^2} \right) - \frac{\pi^2}{ic^3 2 \tilde{k}^2} \int_0^1 dy \frac{1}{\tilde{p}_y^2} \ln \left(\frac{z_c^2 \tilde{p}_y^2}{\lambda^2 c^4} \right)
\end{aligned}$$

$$= -\frac{\pi^2}{ic^3 2\tilde{k}^2} \int_0^1 \frac{dy}{\tilde{p}_y^2} \ln \left(\frac{\tilde{k}^4 \delta^2}{\tilde{p}_y^2 \lambda^2 c^4} \right)$$

In the integral L_I we replace $z \rightarrow 1 - z$

$$L_I = \frac{\pi^2}{ic^3} \int_0^\epsilon dx \int_0^1 dy \times \int_0^1 \frac{x(1-z)^2 dz}{[(1-z)^2(x^2\tilde{p}_y^2 + \tilde{k}^2(1-x)) + \lambda^2 c^4(1-(1-z)x) - \tilde{k}^2(1-z)(1-x)]^2}$$

and break z -integration into two regions $0 \leq z < z_c$ and $z_c \leq z \leq 1$, where z_c is small, but large enough, so that in the second region we can neglect the λ -term. Then

$$\begin{aligned} L_{Ia} &\approx \frac{\pi^2}{ic^3} \int_0^\epsilon dx \int_0^1 dy \int_0^{z_c} \frac{x dz}{[(1-2z)(x^2\tilde{p}_y^2 + \tilde{k}^2(1-x)) + \lambda^2 c^4 - \tilde{k}^2(1-z)(1-x)]^2} \\ &= \frac{\pi^2}{ic^3} \int_0^\epsilon dx \int_0^1 dy \int_0^{z_c} \frac{x dz}{[(x^2\tilde{p}_y^2 + \lambda^2 c^4) - (2x^2\tilde{p}_y^2 + \tilde{k}^2(1-x))z]^2} \\ &= -\frac{\pi^2}{ic^3} \int_0^\epsilon x dx \int_0^1 dy \frac{1}{[2x^2\tilde{p}_y^2 + \tilde{k}^2(1-x)][-(x^2\tilde{p}_y^2 + \lambda^2 c^4) + (2x^2\tilde{p}_y^2 + \tilde{k}^2(1-x))z]} \Big|_{z=0}^{z=z_c} \\ &= -\frac{\pi^2}{ic^3} \int_0^\epsilon x dx \int_0^1 dy \frac{1}{(2x^2\tilde{p}_y^2 + \tilde{k}^2(1-x))} \left(\frac{1}{-(x^2\tilde{p}_y^2 + \lambda^2 c^4) + (2x^2\tilde{p}_y^2 + \tilde{k}^2(1-x))z_c} \right. \\ &\quad \left. + \frac{1}{x^2\tilde{p}_y^2 + \lambda^2 c^4} \right) \\ &\approx -\frac{\pi^2}{ic^3} \int_0^\epsilon dx \int_0^1 dy \frac{x}{\tilde{k}^2(1-x)(x^2\tilde{p}_y^2 + \lambda^2 c^4)} \approx -\frac{\pi^2}{ic^3 \tilde{k}^2} \int_0^\epsilon dx \int_0^1 dy \frac{x(1+x)}{x^2\tilde{p}_y^2 + \lambda^2 c^4} \\ &\approx -\frac{\pi^2}{ic^3 \tilde{k}^2} \int_0^\epsilon dx \int_0^1 dy \left(\frac{x}{x^2\tilde{p}_y^2 + \lambda^2 c^4} + \frac{1}{\tilde{p}_y^2} \right) \end{aligned}$$

The last term in parentheses can be neglected when integrated on x . Using integral (M.49) with $a = \lambda^2 c^4$, $b = 1$, $c = \tilde{p}_y^2$ we obtain

$$\begin{aligned} L_{Ia} &\approx -\frac{\pi^2}{ic^3\tilde{k}^2} \int_0^1 \frac{dy}{2\tilde{p}_y^2} \ln(x^2\tilde{p}_y^2 + \lambda^2 c^4) \Big|_{x=0}^{x=\epsilon} \\ &= -\frac{\pi^2}{ic^3\tilde{k}^2} \int_0^1 \frac{dy}{2\tilde{p}_y^2} \ln\left(\frac{\epsilon^2\tilde{p}_y^2}{\lambda^2 c^4}\right) \end{aligned}$$

In the second part L_{Ib} we neglect the λ -term

$$\begin{aligned} L_{Ib} &\approx \frac{\pi^2}{ic^3} \int_0^\epsilon dx \int_0^1 dy \int_{z_c}^1 \frac{x(1-z)^2 dz}{[(1-z)^2(x^2\tilde{p}_y^2 + \tilde{k}^2(1-x)) - \tilde{k}^2(1-z)(1-x)]^2} \\ &\approx \frac{\pi^2}{ic^3} \int_0^\epsilon dx \int_0^1 dy \int_{z_c}^1 \frac{x dz}{[-x^2\tilde{p}_y^2 + (x^2\tilde{p}_y^2 + \tilde{k}^2(1-x))z]^2} \\ &= -\frac{\pi^2}{ic^3} \int_0^\epsilon x dx \int_0^1 dy \frac{1}{[x^2\tilde{p}_y^2 + \tilde{k}^2(1-x)][-x^2\tilde{p}_y^2 + (x^2\tilde{p}_y^2 + \tilde{k}^2(1-x))z]} \Big|_{z=z_c}^{z=1} \\ &= -\frac{\pi^2}{ic^3} \int_0^\epsilon dx \int_0^1 dy \frac{x}{x^2\tilde{p}_y^2 + \tilde{k}^2(1-x)} \left(\frac{1}{\tilde{k}^2(1-x)} - \frac{1}{-x^2\tilde{p}_y^2 + (x^2\tilde{p}_y^2 + \tilde{k}^2(1-x))z_c} \right) \\ &\approx -\frac{\pi^2}{ic^3\tilde{k}^2} \int_0^\epsilon dx \int_0^1 dy x \left(\frac{1}{\tilde{k}^2} - \frac{1}{\tilde{k}^2 z_c} \right) \\ &\approx 0 \end{aligned}$$

Collecting all non-vanishing contributions we obtain

$$\begin{aligned} L &= L_{Ia} + L_{II} + L_{III} \\ &\approx -\frac{\pi^2}{ic^3\tilde{k}^2} \int_0^1 dy \frac{1}{2\tilde{p}_y^2} \ln\left(\frac{\epsilon^2\tilde{p}_y^2}{\lambda^2 c^4}\right) + \frac{\pi^2 \ln(\delta\epsilon)}{ic^3\tilde{k}^2} \int_0^1 \frac{dy}{\tilde{p}_y^2} - \frac{\pi^2}{ic^3 2\tilde{k}^2} \int_0^1 \frac{dy}{\tilde{p}_y^2} \ln\left(\frac{\tilde{k}^4 \delta^2}{\tilde{p}_y^2 \lambda^2 c^4}\right) \end{aligned}$$

$$\begin{aligned}
&= -\frac{\pi^2}{ic^3\tilde{k}^2} \int_0^1 dy \frac{1}{2\tilde{p}_y^2} \ln \left(\frac{\epsilon^2 \tilde{p}_y^2}{\lambda^2 c^4 \delta^2 \epsilon^2} \cdot \frac{\tilde{k}^4 \delta^2}{\tilde{p}_y^2 \lambda^2 c^4} \right) \\
&= -\frac{\pi^2}{ic^3\tilde{k}^2} \ln \left(\frac{\tilde{k}^2}{\lambda^2 c^4} \right) \int_0^1 dy \frac{1}{\tilde{p}_y^2} \tag{M.52}
\end{aligned}$$

This is equation (A20) in [Red53].

M.7 Coulomb scattering in 2nd order

Here we will calculate the 3D integral

$$D(\mathbf{q}, \mathbf{q}') = \int \frac{ds}{[(\mathbf{q} - \mathbf{s})^2 + \lambda^2 c^2][s^2 - q^2 + i\mu][(\mathbf{s} - \mathbf{q}')^2 + \lambda^2 c^2]}$$

in formula (14.22) for the 4th order commutator term in the electron-proton interaction. We are interested in leading terms surviving in the limits $\lambda \rightarrow 0$, $\mu \rightarrow 0$. The calculation method was adopted from §121 in [BLP01].¹⁷

First we use (M.6) and the elastic scattering condition $(q')^2 = q^2$ to write

$$\begin{aligned}
&D(\mathbf{q}, \mathbf{q}') \\
&= 2 \int_0^1 dx \int_0^{1-x} dy \int \frac{ds}{[((\mathbf{q} - \mathbf{s})^2 + \lambda^2 c^2)x + ((\mathbf{s} - \mathbf{q}')^2 + \lambda^2 c^2)y + (s^2 - q^2 - i\mu)(1 - x - y)]^3} \\
&= 2 \int_0^1 dx \int_0^{1-x} dy \int \frac{ds}{[s^2 - 2(\mathbf{q}\mathbf{s})x - 2(\mathbf{q}'\mathbf{s})y + \lambda^2 c^2(x + y) + q^2(2x + 2y - 1) - i\mu]^3}
\end{aligned}$$

Next we shift the integration variable $\mathbf{s} \rightarrow \mathbf{h} \equiv \mathbf{s} - x\mathbf{q}' - y\mathbf{q}$ and take into account that $2(\mathbf{q}\mathbf{q}') = 2q^2 - k^2$, where the vector of transferred momentum is defined as $\mathbf{k} = \mathbf{q}' - \mathbf{q}$

$$D(\mathbf{q}, \mathbf{q}')$$

¹⁷see also [Kac59]

$$\begin{aligned}
&= 2 \int_0^1 dx \int_0^{1-x} dy \int \frac{d\mathbf{h}}{[h^2 + q^2(-x^2 - y^2 + 2x + 2y - 1) - 2(\mathbf{q}\mathbf{q}')xy + \lambda^2 c^2(x + y) - i\mu]^3} \\
&= 2 \int_0^1 dx \int_0^{1-x} dy \int \frac{d\mathbf{h}}{[h^2 - q^2(x + y - 1)^2 + k^2 xy + \lambda^2 c^2(x + y) - i\mu]^3} \\
&= \frac{i\pi^2}{2} \int_0^1 dx \int_0^{1-x} dy \frac{1}{[q^2(x + y - 1)^2 - k^2 xy - \lambda^2 c^2(x + y) - i\mu]^{3/2}}
\end{aligned}$$

Change integration variables $\xi = x + y$, $\zeta = x - y$

$$\begin{aligned}
D(\mathbf{q}, \mathbf{q}') &= \frac{i\pi^2}{2} \int_0^1 d\xi \int_0^\xi d\zeta \frac{1}{(q^2(\xi - 1)^2 - k^2\xi^2/4 + k^2\zeta^2/4 - \lambda^2 c^2\xi - i\mu)^{3/2}} \\
&= \frac{i\pi^2}{2} \int_0^1 \frac{\xi d\xi}{(q^2(\xi - 1)^2 - k^2\xi^2/4 - \lambda^2 c^2\xi^2 - i\mu) \sqrt{q^2(\xi - 1)^2 - \lambda^2 c^2\xi - i\mu}}
\end{aligned}$$

Next we introduce parameter δ , such that $1 \gg \delta \gg \lambda^2 c^2/q^2$, and split the integration range into two parts

$$\begin{aligned}
D(\mathbf{q}, \mathbf{q}') &= D_1(\mathbf{q}, \mathbf{q}') + D_2(\mathbf{q}, \mathbf{q}') \\
D_1(\mathbf{q}, \mathbf{q}') &= \frac{i\pi^2}{2} \int_0^{1-\delta} \dots d\xi \\
D_2(\mathbf{q}, \mathbf{q}') &= \frac{i\pi^2}{2} \int_{1-\delta}^1 \dots d\xi
\end{aligned}$$

In the first integral we ignore the λ -term

$$\begin{aligned}
&D_1(\mathbf{q}, \mathbf{q}') \\
&\approx \frac{i\pi^2}{2q^3} \int_0^{1-\delta} \frac{\xi d\xi}{[(\xi - 1)^2 - k^2\xi^2/(4q^2) - i\mu](\xi - 1)}
\end{aligned}$$

$$= \frac{i\pi^2}{2q^3} \cdot \frac{2q^2}{k^2} \ln \left(\frac{-k^2\xi^2/(4q^2) + \xi^2 - 2\xi + 1}{(1-\xi)^2} \right) \Big|_0^{1-\delta} \approx \frac{i\pi^2}{qk^2} \ln \left(\frac{-k^2}{4q^2\delta^2} \right)$$

In the second integral we change the integration variable $y = x - 1$

$$\begin{aligned} & D_2(\mathbf{q}, \mathbf{q}') \\ & \approx \frac{i\pi^2}{2} \int_{-\delta}^0 \frac{dy(y+1)}{(q^2y^2 - k^2/4)\sqrt{q^2y^2 - \lambda^2c^2}} \approx \frac{2i\pi^2}{k^2} \int_0^\delta \frac{dy}{\sqrt{q^2y^2 - \lambda^2c^2}} \\ & = \frac{2i\pi^2}{qk^2} \ln(q\sqrt{q^2y^2 - \lambda^2c^2} + q^2y) \Big|_0^\delta = \frac{2i\pi^2}{qk^2} \ln \left(\frac{q\sqrt{q^2\delta^2 - \lambda^2c^2} + q^2\delta}{iq\lambda c} \right) \\ & \approx \frac{i\pi^2}{qk^2} \ln \left(\frac{-4q^2\delta^2}{\lambda^2c^2} \right) \end{aligned}$$

Putting both parts of the integral together we finally obtain

$$D(\mathbf{q}, \mathbf{q}') \approx \frac{i\pi^2}{qk^2} \ln \left(\frac{-k^2}{4q^2\delta^2} \cdot \frac{-4q^2\delta^2}{\lambda^2c^2} \right) = \frac{i\pi^2}{qk^2} \ln \left(\frac{k^2}{\lambda^2c^2} \right) \quad (\text{M.53})$$

which is equation (121.16) in [BLP01].

Appendix N

Relativistic invariance of RQD

N.1 Relativistic invariance of simple QFT

Here we would like to verify that interacting theory presented in subsection 9.1.1 is, indeed, relativistically invariant [Wei95, Wei64b]. In other words, we are going to prove the validity of Poincaré commutators (6.22) - (6.26) for the interacting energy and boost operators

$$\begin{aligned} V &= \int d\mathbf{x} V(\mathbf{x}, 0) \\ \mathbf{Z} &= \frac{1}{c^2} \int d\mathbf{x} \mathbf{x} V(\mathbf{x}, 0) \end{aligned} \quad (\text{N.1})$$

in (9.9) - (9.10).

Equation (6.22) follows directly from the property (9.7) in the case of space translations and rotations. The potential boost \mathbf{Z} in (N.1) is a 3-vector by construction, so equation (6.24) is valid as well. Let us now prove the commutator (6.23)

$$[P_{0i}, Z_j] = \frac{i\hbar}{c^2} V \delta_{ij}$$

Consider the case $i = j = z$. Then, using equation (9.7) with $\Lambda = 1$, we obtain

$$\begin{aligned}
[P_{0z}, Z_z] &= -\frac{i\hbar}{c^2} \lim_{a \rightarrow 0} \frac{d}{da} \int d\mathbf{x} e^{\frac{i}{\hbar} P_{0z} a} z V(\mathbf{x}, 0) e^{-\frac{i}{\hbar} P_{0z} a} \\
&= -\frac{i\hbar}{c^2} \lim_{a \rightarrow 0} \frac{d}{da} \int d\mathbf{x} z V(x, y, z + a, 0) \\
&= -\frac{i\hbar}{c^2} \lim_{a \rightarrow 0} \frac{d}{da} \int d\mathbf{x} (z - a) V(x, y, z, 0) \\
&= \frac{i\hbar}{c^2} \int d\mathbf{x} V(x, y, z, 0) = \frac{i\hbar}{c^2} V
\end{aligned} \tag{N.2}$$

which is exactly equation (6.23).

The proof of equation (6.26) is more challenging. Let us consider the case $i = z$ and attempt to prove¹

$$[K_{0z}, V(t)] + [Z_z(t), H_0] - [V(t), Z_z(t)] = 0 \tag{N.3}$$

For the first term on the left hand side we use (9.7) and

$$\begin{aligned}
\lim_{\theta \rightarrow 0} \frac{d}{d\theta} V(\Lambda \tilde{x}) &= \lim_{\theta \rightarrow 0} \frac{d}{d\theta} V(x, y, z \cosh \theta - ct \sinh \theta, t \cosh \theta - \frac{z}{c} \sinh \theta) \\
&= \lim_{\theta \rightarrow 0} \frac{\partial V}{\partial z} (z \sinh \theta - ct \cosh \theta) + \frac{\partial V}{\partial t} (t \sinh \theta - \frac{z}{c} \cosh \theta) \\
&= -ct \frac{\partial V}{\partial z} - \frac{z}{c} \frac{\partial V}{\partial t}
\end{aligned}$$

where Λ is the boost matrix (I.11). Then

$$\begin{aligned}
[K_{0z}, V(t)] &= -\frac{i\hbar}{c} \lim_{\theta \rightarrow 0} \frac{d}{d\theta} e^{\frac{ic}{\hbar} K_{0z} \theta} \int d\mathbf{x} V(\tilde{x}) e^{-\frac{ic}{\hbar} K_{0z} \theta} \\
&= -\frac{i\hbar}{c} \lim_{\theta \rightarrow 0} \frac{d}{d\theta} \int d\mathbf{x} V(\Lambda \tilde{x}) \\
&= -\frac{i\hbar}{c} \int d\mathbf{x} \left(-ct \frac{\partial V(\mathbf{x}, t)}{\partial z} - \frac{z}{c} \frac{\partial V(\mathbf{x}, t)}{\partial t} \right)
\end{aligned} \tag{N.4}$$

¹In this calculation it is convenient to write condition (6.26) in a t -dependent form, i.e., multiply this equation by $\exp(\frac{i}{\hbar} H_0 t)$ from the left and $\exp(-\frac{i}{\hbar} H_0 t)$ from the right, as in (7.10). At the end of calculations we will set $t = 0$.

For the second term we obtain

$$[Z_z(t), H_0] = -i\hbar \frac{\partial}{\partial t} Z_z(t) = -\frac{i\hbar}{c} \frac{\partial}{\partial t} \int d\mathbf{x} z V(\mathbf{x}, t) \quad (\text{N.5})$$

The last term in (N.3) vanishes due to (9.8). Now we can set $t = 0$ and see that (N.4) and (N.5) cancel each other, which proves (N.3).

Derivation of the last remaining nontrivial commutation relation

$$[K_{0i}, Z_j] + [Z_i, K_{0j}] + [Z_i, Z_j] = 0$$

is left as an exercise for the reader.

N.2 Relativistic invariance of QED

In this Appendix we are going to prove the relativistic invariance of the field-theoretical formulation of QED presented in subsection 9.1.2. In other words, we are going to prove the validity of Poincaré commutators (6.22) - (6.26).² The proof presented here is taken from Weinberg's works [Wei95, Wei64b] and, especially, Appendix B in [Wei65].

The interaction operator $V(t)$ in (9.12) clearly commutes with operators of the total momentum and total angular momentum, so equation (6.22) is easily verified. The potential boost \mathbf{Z} in (9.16) is a 3-vector by construction, so equation (6.24) is valid as well. Let us now prove the commutator (6.23)

$$[P_{0i}, Z_j(t)] = \frac{i\hbar}{c^2} V(t) \delta_{ij}$$

Consider the case $i = j = x$ and denote

$$V(\mathbf{x}, t) \equiv \frac{\hbar}{\sqrt{c}} \mathbf{j}(\mathbf{x}, t) \mathbf{A}(\mathbf{x}, t) + \frac{1}{2c^2} \int d\mathbf{y} j_0(\mathbf{x}, t) \mathcal{G}(\mathbf{x} - \mathbf{y}) j_0(\mathbf{y}, t)$$

$$\mathcal{G}(\mathbf{x}) \equiv \frac{1}{4\pi|\mathbf{x}|}$$

²We write conditions (6.22) - (6.26) in a t -dependent form. See footnote on page 778.

so that

$$\begin{aligned} V(t) &= \int d\mathbf{x} V(\mathbf{x}, t) \\ \mathbf{Z}(t) &= \frac{1}{c^2} \int d\mathbf{x} \mathbf{x} V(\mathbf{x}, t) + \frac{\hbar}{c^{5/2}} \int d\mathbf{x} j_0(\mathbf{x}, t) \mathbf{C}(\mathbf{x}, t) \end{aligned} \quad (\text{N.6})$$

where

$$\mathbf{C}(\tilde{x}) \equiv \frac{i\hbar^2 \sqrt{c}}{\sqrt{2}(2\pi\hbar)^3} \int \frac{d\mathbf{p}}{p^{3/2}} \sum_{\tau} \left(e^{-\frac{i}{\hbar} \tilde{p} \cdot \tilde{x}} \mathbf{e}(\mathbf{p}, \tau) c_{\mathbf{p}, \tau} - e^{\frac{i}{\hbar} \tilde{p} \cdot \tilde{x}} \mathbf{e}^*(\mathbf{p}, \tau) c_{\mathbf{p}, \tau}^\dagger \right) \quad (\text{N.7})$$

Then, using equations (L.4) and (8.38) - (8.39) we obtain

$$\begin{aligned} & [P_{0x}, Z_x(t)] \\ &= -i\hbar \lim_{a \rightarrow 0} \frac{d}{da} e^{\frac{i}{\hbar} P_{0x} a} Z_x(t) e^{-\frac{i}{\hbar} P_{0x} a} \\ &= -\frac{i\hbar}{c^2} \lim_{a \rightarrow 0} \frac{d}{da} \int d\mathbf{x} e^{\frac{i}{\hbar} P_{0x} a} \left(xV(\mathbf{x}, t) + \frac{\hbar}{\sqrt{c}} j_0(\mathbf{x}, t) C_x(\mathbf{x}, t) \right) e^{-\frac{i}{\hbar} P_{0x} a} \\ &= -\frac{i\hbar}{c^2} \lim_{a \rightarrow 0} \frac{d}{da} \int d\mathbf{x} \left(xV(x+a, y, z, t) + \frac{\hbar}{\sqrt{c}} j_0(x+a, y, z, t) C_x(x+a, y, z, t) \right) \\ &= -\frac{i\hbar}{c^2} \lim_{a \rightarrow 0} \frac{d}{da} \int d\mathbf{x} \left((x-a)V(x, y, z, t) + \frac{\hbar}{\sqrt{c}} j_0(x, y, z, t) C_x(x, y, z, t) \right) \\ &= \frac{i\hbar}{c^2} \int d\mathbf{x} V(x, y, z, t) = \frac{i\hbar}{c^2} V(t) \end{aligned} \quad (\text{N.8})$$

which is exactly equation (6.23).

The proof of equation (6.26) is more challenging. Let us consider the case $i = z$ and attempt to prove

$$[K_{0z}, V_1(t)] + [K_{0z}, V_2(t)] - i\hbar \frac{d}{dt} Z_z(t) - [V(t), Z_z(t)] = 0 \quad (\text{N.9})$$

where we took into account that $[Z_z(t), H_0] = -i\hbar \frac{d}{dt} Z_z(t)$. We will calculate all four terms on the left hand side of (N.9) separately. Consider the first term and use equations (L.3), (K.23), (K.26), (I.4)

$$\begin{aligned}
 & [K_{0z}, V_1(t)] \\
 = & -\frac{i\hbar}{c} \lim_{\theta \rightarrow 0} \frac{d}{d\theta} e^{\frac{ic}{\hbar} K_{0z} \theta} V_1(t) e^{-\frac{ic}{\hbar} K_{0z} \theta} \\
 = & -\frac{i\hbar^2}{c^{3/2}} \lim_{\theta \rightarrow 0} \frac{d}{d\theta} e^{\frac{ic}{\hbar} K_{0z} \theta} \int d\mathbf{x} \tilde{j}(\tilde{x}) \cdot \tilde{A}(\tilde{x}) e^{-\frac{ic}{\hbar} K_{0z} \theta} \\
 = & -\frac{i\hbar^2}{c^{3/2}} \lim_{\theta \rightarrow 0} \frac{d}{d\theta} \int d\mathbf{x} (\Lambda^{-1} \tilde{j}(\Lambda \tilde{x}) \cdot \Lambda^{-1} \tilde{A}(\Lambda \tilde{x}) + \Lambda^{-1} \tilde{j}(\Lambda \tilde{x}) \cdot \Omega(\tilde{x}, \Lambda)) \\
 = & -\frac{i\hbar^2}{c^{3/2}} \lim_{\theta \rightarrow 0} \frac{d}{d\theta} \int d\mathbf{x} (\tilde{j}(\Lambda \tilde{x}) \cdot \tilde{A}(\Lambda \tilde{x}) + \Lambda^{-1} \tilde{j}(\Lambda \tilde{x}) \cdot \Omega(\tilde{x}, \Lambda)) \\
 = & -\frac{i\hbar^2}{c^{3/2}} \lim_{\theta \rightarrow 0} \int d\mathbf{x} \left(\frac{d}{d\theta} \tilde{j}(\Lambda \tilde{x}) \cdot \tilde{A}(\tilde{x}) + \tilde{j}(\tilde{x}) \cdot \frac{d}{d\theta} \tilde{A}(\Lambda \tilde{x}) + \left(\frac{d}{d\theta} \Lambda^{-1} \right) \tilde{j}(\tilde{x}) \cdot \Omega(\tilde{x}, 1) \right. \\
 & \left. + \frac{d}{d\theta} \tilde{j}(\Lambda \tilde{x}) \cdot \Omega(\tilde{x}, 1) + \tilde{j}(\tilde{x}) \cdot \frac{d}{d\theta} \Omega(\tilde{x}, \Lambda) \right) \\
 = & -\frac{i\hbar^2}{c^{3/2}} \lim_{\theta \rightarrow 0} \int d\mathbf{x} \left(\frac{d}{d\theta} \tilde{j}(\Lambda \tilde{x}) \cdot \tilde{A}(\tilde{x}) + \tilde{j}(\tilde{x}) \cdot \frac{d}{d\theta} \tilde{A}(\Lambda \tilde{x}) + \tilde{j}(\tilde{x}) \cdot \frac{d}{d\theta} \Omega(\tilde{x}, \Lambda) \right) \quad (\text{N.10})
 \end{aligned}$$

where $\Omega(\tilde{x}, \Lambda)$ is given by equation (K.24) and Λ is matrix (I.11). Next we use the following results

$$\begin{aligned}
 \lim_{\theta \rightarrow 0} \frac{d}{d\theta} \tilde{j}(\Lambda \tilde{x}) &= \lim_{\theta \rightarrow 0} \frac{d}{d\theta} \tilde{j}(x, y, z \cosh \theta - ct \sinh \theta, t \cosh \theta - \frac{z}{c} \sinh \theta) \\
 &= \lim_{\theta \rightarrow 0} \frac{\partial \tilde{j}}{\partial z} (z \sinh \theta - ct \cosh \theta) + \frac{\partial \tilde{j}}{\partial t} (t \sinh \theta - \frac{z}{c} \cosh \theta) \\
 &= -ct \frac{\partial \tilde{j}}{\partial z} - \frac{z}{c} \frac{\partial \tilde{j}}{\partial t} \quad (\text{N.11})
 \end{aligned}$$

$$\lim_{\theta \rightarrow 0} \frac{d}{d\theta} \tilde{A}(\Lambda \tilde{x}) = -ct \frac{\partial \tilde{A}}{\partial z} - \frac{z}{c} \frac{\partial \tilde{A}}{\partial t} \quad (\text{N.12})$$

Calculation of the $d\Omega/d\theta$ term is more involved

$$\begin{aligned}
 & \lim_{\theta \rightarrow 0} \frac{d}{d\theta} \Omega_\mu(\tilde{x}, \Lambda) \\
 = & -\frac{\hbar\sqrt{c}}{(2\pi\hbar)^{3/2}} \lim_{\theta \rightarrow 0} \sum_{\nu=0}^3 \frac{d}{d\theta} \int \frac{d\mathbf{p}}{\sqrt{2p}} \sum_{\tau=-1}^1 \frac{(\Lambda^{-1}p)^\mu}{|\Lambda^{-1}\mathbf{p}|} \times
 \end{aligned}$$

$$\sum_{\nu\rho=0}^3 \Lambda_{0\nu}^{-1} \left(e^{-\frac{i}{\hbar}\Lambda^{-1}\tilde{p}\cdot\tilde{x}} e_\nu(\mathbf{p}, \tau) c_{\mathbf{p},\tau} + e^{\frac{i}{\hbar}\Lambda^{-1}\tilde{p}\cdot\tilde{x}} e_\nu^*(\mathbf{p}, \tau) c_{\mathbf{p},\tau}^\dagger \right) \quad (\text{N.13})$$

The only quantities dependent on θ are Λ -matrices. Therefore, taking the derivative on the right hand side of equation (N.13) we will obtain four terms, those containing $\frac{d}{d\theta}\Lambda_{\nu\mu}^{-1}$, $\frac{d}{d\theta}\Lambda_{0\rho}^{-1}$, $\frac{d}{d\theta}|\Lambda^{-1}\mathbf{p}|^{-1}$ and $\frac{d}{d\theta}\exp(\pm i\Lambda^{-1}\tilde{p}\cdot\tilde{x})$. After taking the derivative we must set $\theta \rightarrow 0$. It follows from equation (K.25) that the only non-zero term is that containing

$$\begin{aligned} \lim_{\theta \rightarrow 0} \frac{d}{d\theta} \Lambda_{0\rho}^{-1} &= \lim_{\theta \rightarrow 0} \frac{d}{d\theta} (\cosh \theta, 0, 0, \sinh \theta) \\ &= \lim_{\theta \rightarrow 0} (-\sinh \theta, 0, 0, \cosh \theta) \\ &= (0, 0, 0, 1) \end{aligned}$$

Thus

$$\begin{aligned} &\lim_{\theta \rightarrow 0} \frac{d}{d\theta} \Omega_\mu(\tilde{x}, \Lambda) \\ &= -\frac{\hbar\sqrt{c}}{(2\pi\hbar)^{3/2}} \int \frac{d\mathbf{p}p^\mu}{\sqrt{2}p^{3/2}} \sum_{\tau=-1}^1 \left(e^{-\frac{i}{\hbar}\tilde{p}\cdot\tilde{x}} e_z(\mathbf{p}, \tau) c_{\mathbf{p},\tau} + e^{\frac{i}{\hbar}\tilde{p}\cdot\tilde{x}} e_z^*(\mathbf{p}, \tau) c_{\mathbf{p},\tau}^\dagger \right) \\ &= -\frac{i\hbar^2\sqrt{c}}{\sqrt{2}(2\pi\hbar)^3} \partial_\mu \int \frac{d\mathbf{p}}{p^{3/2}} \sum_{\tau=-1}^1 \left(e^{-\frac{i}{\hbar}\tilde{p}\cdot\tilde{x}} e_z(\mathbf{p}, \tau) c_{\mathbf{p},\tau} - e^{\frac{i}{\hbar}\tilde{p}\cdot\tilde{x}} e_z^*(\mathbf{p}, \tau) c_{\mathbf{p},\tau}^\dagger \right) \\ &= -\partial_\mu C_z(\tilde{x}) \end{aligned} \quad (\text{N.14})$$

where $\partial_\mu \equiv (-\frac{1}{c}\frac{\partial}{\partial t}, \frac{\partial}{\partial x}, \frac{\partial}{\partial y}, \frac{\partial}{\partial z})$. So, using (N.14) and the continuity equation (L.5), we obtain that the last term on the right hand side of equation (N.10) is³

³ due to the property (9.2) all functions f and g of quantum fields vanish at infinity, therefore we can take integrals by parts ($\xi \equiv (t, x, y, z)$)

$$\int_{-\infty}^{\infty} dx \left(\frac{d}{dx} f(\xi) \right) g(\xi) = \int_{-\infty}^{\infty} dx \frac{d}{dx} (f(\xi)g(\xi)) - \int_{-\infty}^{\infty} dx f(\xi) \frac{d}{dx} g(\xi)$$

$$\begin{aligned}
 & -\frac{i\hbar^2}{c^{3/2}} \lim_{\theta \rightarrow 0} \int d\mathbf{x} \tilde{j}(\tilde{x}) \cdot \frac{d}{d\theta} \Omega(\tilde{x}, \Lambda) \\
 = & \frac{i\hbar^2}{c^{3/2}} \sum_{\mu\nu} \int d\mathbf{x} j_\mu(\mathbf{x}, t) g_{\mu\nu} \partial_\nu C_z(\mathbf{x}, t) \\
 = & \frac{i\hbar^2}{c^{5/2}} \int d\mathbf{x} j_0(\mathbf{x}, t) \frac{\partial C_z(\mathbf{x}, t)}{\partial t} + \frac{i\hbar^2}{c^{3/2}} \int d\mathbf{x} \mathbf{j}(\mathbf{x}, t) \frac{\partial C_z(\mathbf{x}, t)}{\partial \mathbf{x}} \\
 = & \frac{i\hbar^2}{c^{5/2}} \int d\mathbf{x} j_0(\mathbf{x}, t) \frac{\partial C_z(\mathbf{x}, t)}{\partial t} - \frac{i\hbar^2}{c^{3/2}} \int d\mathbf{x} \frac{\partial \mathbf{j}(\mathbf{x}, t)}{\partial \mathbf{x}} C_z(\mathbf{x}, t) \\
 = & \frac{i\hbar^2}{c^{5/2}} \int d\mathbf{x} j_0(\mathbf{x}, t) \frac{\partial C_z(\mathbf{x}, t)}{\partial t} + \frac{i\hbar^2}{c^{5/2}} \int d\mathbf{x} \frac{\partial j_0(\mathbf{x}, t)}{\partial t} C_z(\mathbf{x}, t) \\
 = & \frac{i\hbar^2}{c^{5/2}} \frac{\partial}{\partial t} \int d\mathbf{x} j_0(\mathbf{x}, t) C_z(\mathbf{x}, t) \tag{N.15}
 \end{aligned}$$

Substituting results (N.11), (N.12), (N.14), and (N.15) in equation (N.10) and setting $t = 0$ we obtain

$$\begin{aligned}
 & [K_{0z}, V_1(t)] \\
 = & -\frac{i\hbar^2}{c^{3/2}} \int d\mathbf{x} \left(-\frac{z}{c} \frac{\partial \tilde{j}}{\partial t} \cdot \tilde{A}(\tilde{x}) - \tilde{j}(\tilde{x}) \cdot \frac{z}{c} \frac{\partial \tilde{A}}{\partial t} - \frac{1}{c^2} \frac{\partial}{\partial t} (j_0(\tilde{x}) C_z(\tilde{x})) \right) \\
 = & -\frac{i\hbar^2}{c^{5/2}} \frac{\partial}{\partial t} \int d\mathbf{x} \left(-z(\tilde{j}(\tilde{x}) \cdot \tilde{A}(\tilde{x})) - j_0(\tilde{x}) C_z(\tilde{x}) \right) \tag{N.16}
 \end{aligned}$$

For the second term on the left hand side of (N.9) we use equation (L.3)

$$\begin{aligned}
 & [K_{0z}, V_2(t)] \\
 = & \frac{1}{2c^2} \int d\mathbf{x} d\mathbf{x}' [K_{0z}, j_0(\tilde{x})] \mathcal{G}(\mathbf{x} - \mathbf{x}') j_0(\tilde{x}') + \frac{1}{2c^2} \int d\mathbf{x} d\mathbf{x}' j_0(\tilde{x}) \mathcal{G}(\mathbf{x} - \mathbf{x}') [K_{0z}, j_0(\tilde{x}')] \\
 \hline
 & = f(x = \infty)g(x = \infty) - f(x = -\infty)g(x = -\infty) - \int_{-\infty}^{\infty} dx f(\xi) \frac{d}{dx} g(\xi) \\
 & = - \int_{-\infty}^{\infty} dx f(\xi) \frac{d}{dx} g(\xi)
 \end{aligned}$$

$$\begin{aligned}
&= \frac{1}{c^2} \int d\mathbf{x}d\mathbf{x}' [K_{0z}, j_0(\tilde{x})] \mathcal{G}(\mathbf{x} - \mathbf{x}') j_0(\tilde{x}') \\
&= \frac{i\hbar}{c^2} \int d\mathbf{x}d\mathbf{x}' \left(\frac{z}{c^2} \frac{\partial j_0(\tilde{x})}{\partial t} - \frac{1}{c} j_z(\tilde{x}) \right) \mathcal{G}(\mathbf{x} - \mathbf{x}') j_0(\tilde{x}') \\
&= \frac{i\hbar}{2c^4} \int d\mathbf{x}d\mathbf{x}' \frac{\partial j_0(\tilde{x})}{\partial t} (z - z') \mathcal{G}(\mathbf{x} - \mathbf{x}') j_0(\tilde{x}') + \frac{i\hbar}{2c^4} \int d\mathbf{x}d\mathbf{x}' \frac{\partial j_0(\tilde{x})}{\partial t} z \mathcal{G}(\mathbf{x} - \mathbf{x}') j_0(\tilde{x}') \\
&\quad + \frac{i\hbar}{2c^4} \int d\mathbf{x}d\mathbf{x}' \frac{\partial j_0(\tilde{x})}{\partial t} z' \mathcal{G}(\mathbf{x} - \mathbf{x}') j_0(\tilde{x}') - \frac{i\hbar}{c^3} \int d\mathbf{x}d\mathbf{x}' j_z(\tilde{x}) \mathcal{G}(\mathbf{x} - \mathbf{x}') j_0(\tilde{x}') \\
&= -\frac{i\hbar}{2c^3} \int d\mathbf{x}d\mathbf{x}' \frac{\partial \mathbf{j}(\tilde{x})}{\partial \mathbf{x}} (z - z') \mathcal{G}(\mathbf{x} - \mathbf{x}') j_0(\tilde{x}') + \frac{i\hbar}{2c^4} \int d\mathbf{x}d\mathbf{x}' \frac{\partial j_0(\tilde{x})}{\partial t} z \mathcal{G}(\mathbf{x} - \mathbf{x}') j_0(\tilde{x}') \\
&\quad + \frac{i\hbar}{2c^4} \int d\mathbf{x}d\mathbf{x}' j_0(\tilde{x}) z \mathcal{G}(\mathbf{x} - \mathbf{x}') \frac{\partial j_0(\tilde{x}')}{\partial t} - \frac{i\hbar}{c^3} \int d\mathbf{x}d\mathbf{x}' j_z(\tilde{x}) \mathcal{G}(\mathbf{x} - \mathbf{x}') j_0(\tilde{x}') \\
&= \frac{i\hbar}{2c^3} \int d\mathbf{x}d\mathbf{x}' \mathbf{j}(\tilde{x}) \frac{\partial((z - z') \mathcal{G}(\mathbf{x} - \mathbf{x}'))}{\partial \mathbf{x}} j_0(\tilde{x}') + \frac{i\hbar}{2c^4} \frac{\partial}{\partial t} \int d\mathbf{x}d\mathbf{x}' j_0(\tilde{x}) z \mathcal{G}(\mathbf{x} - \mathbf{x}') j_0(\tilde{x}') \\
&\quad - \frac{i\hbar}{c^3} \int d\mathbf{x}d\mathbf{x}' j_z(\tilde{x}) \mathcal{G}(\mathbf{x} - \mathbf{x}') j_0(\tilde{x}') \tag{N.17}
\end{aligned}$$

Using expression (N.6) for $\mathbf{Z}(t)$ we obtain for the third term on the left hand side of equation (N.9)

$$\begin{aligned}
-i\hbar \frac{\partial}{\partial t} Z_z(t) &= -\frac{i\hbar^2}{c^{5/2}} \frac{\partial}{\partial t} \int d\mathbf{x}z\mathbf{j}(\mathbf{x}, t) \mathbf{A}(\mathbf{x}, t) - \frac{i\hbar^2}{c^{5/2}} \frac{\partial}{\partial t} \int d\mathbf{x}j_0(\mathbf{x}, t) C_z(\mathbf{x}, t) \\
&\quad - \frac{i\hbar}{2c^4} \frac{\partial}{\partial t} \int d\mathbf{x}d\mathbf{y} j_0(\mathbf{x}, t) z \mathcal{G}(\mathbf{x} - \mathbf{y}) j_0(\mathbf{y}, t) \tag{N.18}
\end{aligned}$$

In order to calculate the last term in (N.9), we notice that the only term in $\mathbf{Z}(t)$ which does not commute with $V(t)$ is that containing \mathbf{C} , therefore

$$-[V(t), Z_z(t)] = -\frac{\hbar^2}{c^3} \int d\mathbf{x}d\mathbf{x}' \mathbf{j}(\tilde{x}) j_0(\tilde{x}') [\mathbf{A}(\tilde{x}), C_z(\tilde{x}')] \tag{N.19}$$

To calculate the commutator, we set $t = 0$ and use equation (B.12)

$$\begin{aligned}
&[A_i(\mathbf{x}, 0), C_z(\mathbf{x}', 0)] \\
&= i\hbar(2\pi\hbar)^{-3} \int \frac{d\mathbf{p}d\mathbf{q}}{2\sqrt{q^3p}} \sum_{\sigma\tau}
\end{aligned}$$

$$\begin{aligned}
& \left[\left(e_i(\mathbf{p}, \sigma) c_{\mathbf{p}, \sigma} e^{\frac{i}{\hbar} \mathbf{p} \cdot \mathbf{x}} + e_i^*(\mathbf{p}, \sigma) c_{\mathbf{p}, \sigma}^\dagger e^{-\frac{i}{\hbar} \mathbf{p} \cdot \mathbf{x}} \right), \left(e_z(\mathbf{q}, \tau) c_{\mathbf{q}, \tau} e^{\frac{i}{\hbar} \mathbf{q} \cdot \mathbf{x}'} - e_z(\mathbf{q}, \tau) c_{\mathbf{q}, \tau}^\dagger e^{-\frac{i}{\hbar} \mathbf{q} \cdot \mathbf{x}'} \right) \right] \\
&= i\hbar(2\pi\hbar)^{-3} \int \frac{d\mathbf{p}d\mathbf{q}}{2\sqrt{q^3 p}} \sum_{\sigma\tau} e_i(\mathbf{p}, \sigma) e_z^*(\mathbf{q}, \tau) \times \\
&\quad \left(-\delta(\mathbf{p} - \mathbf{q}) \delta_{\sigma, \tau} e^{\frac{i}{\hbar} \mathbf{p} \cdot \mathbf{x} - \frac{i}{\hbar} \mathbf{q} \cdot \mathbf{x}'} - \delta(\mathbf{p} - \mathbf{q}) \delta_{\sigma, \tau} e^{-\frac{i}{\hbar} \mathbf{p} \cdot \mathbf{x} + \frac{i}{\hbar} \mathbf{q} \cdot \mathbf{x}'} \right) \\
&= -i\hbar(2\pi\hbar)^{-3} \int \frac{d\mathbf{p}}{2p^2} \sum_{\sigma\tau} e_i(\mathbf{p}, \sigma) e_z^*(\mathbf{p}, \tau) \delta_{\sigma, \tau} \left(e^{\frac{i}{\hbar} \mathbf{p} \cdot (\mathbf{x} - \mathbf{x}')} + e^{-\frac{i}{\hbar} \mathbf{p} \cdot (\mathbf{x} - \mathbf{x}')} \right) \\
&= -i\hbar(2\pi\hbar)^{-3} \int \frac{d\mathbf{p}}{2p^2} \left(\delta_{iz} - \frac{p_i p_z}{p^2} \right) \left(e^{\frac{i}{\hbar} \mathbf{p} \cdot (\mathbf{x} - \mathbf{x}')} + e^{-\frac{i}{\hbar} \mathbf{p} \cdot (\mathbf{x} - \mathbf{x}')} \right) \\
&= -i\hbar(2\pi\hbar)^{-3} \int \frac{d\mathbf{p}}{p^2} \left(\delta_{iz} - \frac{p_i p_z}{p^2} \right) e^{\frac{i}{\hbar} \mathbf{p} \cdot (\mathbf{x} - \mathbf{x}')} \\
&= -\frac{i}{\hbar} \delta_{iz} \mathcal{G}(\mathbf{x} - \mathbf{x}') + \frac{i\hbar(-i\hbar)^2}{(2\pi\hbar)^3} \partial_{x_i} \partial_z \int \frac{d\mathbf{p}}{p^4} e^{\frac{i}{\hbar} \mathbf{p} \cdot (\mathbf{x} - \mathbf{x}')} \\
&= -\frac{i}{\hbar} \delta_{iz} \mathcal{G}(\mathbf{x} - \mathbf{x}') + i\hbar^3 \partial_{x_i} \partial_z \frac{|\mathbf{x} - \mathbf{x}'|}{8\pi\hbar^4} \\
&= -\frac{i}{\hbar} \delta_{iz} \mathcal{G}(\mathbf{x} - \mathbf{x}') + \frac{i}{2\hbar} \partial_{x_i} ((z - z') \mathcal{G}(\mathbf{x} - \mathbf{x}')) \tag{N.20}
\end{aligned}$$

Then

$$\begin{aligned}
& -[V(t), Z_z(t)] \\
&= \frac{i\hbar}{c^3} \sum_{i=1}^3 \int d\mathbf{x} d\mathbf{x}' j_i(\tilde{x}) \left(\delta_{iz} \mathcal{G}(\mathbf{x} - \mathbf{x}') j_0(\tilde{x}') - \frac{1}{2} \partial_{x_i} [(z - z') \mathcal{G}(\mathbf{x} - \mathbf{x}')] j_0(\tilde{x}') \right) \tag{N.21}
\end{aligned}$$

Now we can set $t = 0$, add four terms (N.16), (N.17), (N.18), and (N.21) together and see that the first two terms in (N.18) cancel with the two terms on the right hand side of (N.16); the third term in (N.18) cancels the second term on the right hand side of (N.17); and (N.21) exactly cancels the remaining first and third terms on the right hand side of (N.17). This proves equation (N.9).

The proof of the last remaining commutation relation

$$[K_{0i}, Z_j] + [Z_i, K_{0j}] + [Z_i, Z_j] = 0 \tag{N.22}$$

is left as an exercise for the reader.

N.3 Relativistic invariance of classical electrodynamics

In this Appendix we will prove the relativistic invariance of the classical limit of RQD constructed in subsections 12.1.2 and 15.1.1.

From our derivation in chapter 12 it follows that the Darwin-Breit Hamiltonian (12.10) is a part of a relativistically invariant theory in the instant form of dynamics. This means that there exists an interacting boost operator \mathbf{K} , which satisfies all commutation relations of the Poincaré Lie algebra together with the Darwin-Breit Hamiltonian H . In principle, it should be possible to find the explicit form of the operator \mathbf{K} by applying the unitary dressing transformation⁴ to the boost operator (9.15) - (9.16) of QED. However, here we will choose a different route. Together with [CV68, CO70, KF74] we will simply postulate the form of \mathbf{K} and verify that Poincaré commutators are, indeed, satisfied in the $(v/c)^2$ approximation.

Let us first write the non-interacting generators of the Poincaré group for a two-particle system as sums of one-particle generators⁵

$$\mathbf{P}_0 = \mathbf{p}_1 + \mathbf{p}_2 \quad (\text{N.23})$$

$$\mathbf{J}_0 = [\mathbf{r}_1 \times \mathbf{p}_1] + \mathbf{s}_1 + [\mathbf{r}_2 \times \mathbf{p}_2] + \mathbf{s}_2 \quad (\text{N.24})$$

$$\begin{aligned} H_0 &= h_1 + h_2 \\ &\approx m_1 c^2 + m_2 c^2 + \frac{p_1^2}{2m_1} + \frac{p_2^2}{2m_2} - \frac{p_1^4}{8m_1^3 c^2} - \frac{p_2^4}{8m_2^3 c^2} \end{aligned} \quad (\text{N.25})$$

$$\begin{aligned} \mathbf{K}_0 &= -\frac{h_1 \mathbf{r}_1}{c^2} - \frac{[\mathbf{p}_1 \times \mathbf{s}_1]}{m_1 c^2 + h_1} - \frac{h_2 \mathbf{r}_2}{c^2} - \frac{[\mathbf{p}_2 \times \mathbf{s}_2]}{m_2 c^2 + h_2} \\ &\approx -m_1 \mathbf{r}_1 - m_2 \mathbf{r}_2 - \frac{p_1^2 \mathbf{r}_1}{2m_1 c^2} - \frac{p_2^2 \mathbf{r}_2}{2m_2 c^2} \\ &\quad + \frac{1}{2c^2} \left(\frac{[\mathbf{s}_1 \times \mathbf{p}_1]}{m_1} + \frac{[\mathbf{s}_2 \times \mathbf{p}_2]}{m_2} \right) \end{aligned} \quad (\text{N.26})$$

The full interacting generators are

$$\begin{aligned} H &= H_0 + V \\ \mathbf{K} &= \mathbf{K}_0 + \mathbf{Z} \end{aligned} \quad (\text{N.27})$$

⁴see subsection 11.1.9

⁵see equations (17.17) - (17.20)

The potential energy V is given by (15.2), and the potential boost is postulated as [CV68, CO70, KF74]

$$\mathbf{Z} \approx -\frac{q_1 q_2 (\mathbf{r}_1 + \mathbf{r}_2)}{8\pi c^2 r} \quad (\text{N.28})$$

The non-trivial Poisson brackets of the Poincaré Lie algebra (3.52) - (3.58) that need to be verified are those involving interacting generators H and \mathbf{K}

$$[J_{0i}, K_j]_P = \sum_{k=x,y,z} \epsilon_{ijk} K_k \quad (\text{N.29})$$

$$[\mathbf{J}_0, H]_P = [\mathbf{P}_0, H]_P = 0 \quad (\text{N.30})$$

$$[K_i, K_j]_P = -\frac{1}{c^2} \sum_{k=x,y,z} \epsilon_{ijk} J_{0k} \quad (\text{N.31})$$

$$[K_i, P_{0j}]_P = -\frac{1}{c^2} H \delta_{ij} \quad (\text{N.32})$$

$$[\mathbf{K}, H]_P = -\mathbf{P}_0 \quad (\text{N.33})$$

where $i, j, k = (x, y, z)$.

The proof of (N.29) - (N.30) follows easily from the Poisson brackets of particle observables (17.12) - (17.16) and formula (6.96) for brackets involving complex expressions. This proof is left as an exercise for the reader. For the less trivial brackets (N.31) - (N.33), it will be convenient to write H and \mathbf{K} as series in powers of $(v/c)^2$ (the superscript in parentheses is the power of $(v/c)^2$)

$$\begin{aligned} H &\approx H^{(-1)} + H^{(0)} + H_{orb}^{(1)} + H_{spin-orb}^{(1)} + H_{spin-spin}^{(1)} \\ \mathbf{K} &\approx \mathbf{K}^{(0)} + \mathbf{K}_{orb}^{(1)} + \mathbf{K}_{spin-orb}^{(1)} \end{aligned}$$

where

$$\begin{aligned} H^{(-1)} &= m_1 c^2 + m_2 c^2 \\ H^{(0)} &= \frac{p_1^2}{2m_1} + \frac{p_2^2}{2m_2} + \frac{q_1 q_2}{4\pi r} \end{aligned}$$

$$\begin{aligned}
H_{orb}^{(1)} &= -\frac{p_1^4}{8m_1^3c^2} - \frac{p_2^4}{8m_2^3c^2} - \frac{q_1q_2}{8\pi m_1m_2c^2r} \left((\mathbf{p}_1 \cdot \mathbf{p}_2) + \frac{(\mathbf{p}_1 \cdot \mathbf{r})(\mathbf{p}_2 \cdot \mathbf{r})}{r^2} \right) \\
H_{spin-orb}^{(1)} &= -\frac{q_1q_2[\mathbf{r} \times \mathbf{p}_1] \cdot \mathbf{s}_1}{8\pi m_1^2c^2r^3} + \frac{q_1q_2[\mathbf{r} \times \mathbf{p}_2] \cdot \mathbf{s}_2}{8\pi m_2^2c^2r^3} + \frac{q_1q_2[\mathbf{r} \times \mathbf{p}_2] \cdot \mathbf{s}_1}{4\pi m_1m_2c^2r^3} \\
&\quad - \frac{q_1q_2[\mathbf{r} \times \mathbf{p}_1] \cdot \mathbf{s}_2}{4\pi m_1m_2c^2r^3} \\
H_{spin-spin}^{(1)} &= \frac{(\mathbf{s}_1 \cdot \mathbf{s}_2)}{4\pi m_1m_2c^2r^3} - \frac{3(\mathbf{s}_1 \cdot \mathbf{r})(\mathbf{s}_2 \cdot \mathbf{r})}{4\pi m_1m_2c^2r^5} \\
\mathbf{K}^{(0)} &= -m_1\mathbf{r}_1 - m_2\mathbf{r}_2 \\
\mathbf{K}_{orb}^{(1)} &= -\frac{p_1^2\mathbf{r}_1}{2m_1c^2} - \frac{p_2^2\mathbf{r}_2}{2m_2c^2} - \frac{q_1q_2(\mathbf{r}_1 + \mathbf{r}_2)}{8\pi c^2r} \\
\mathbf{K}_{spin-orb}^{(1)} &= \frac{1}{2c^2} \left(\frac{[\mathbf{s}_1 \times \mathbf{p}_1]}{m_1} + \frac{[\mathbf{s}_2 \times \mathbf{p}_2]}{m_2} \right)
\end{aligned}$$

Then we find that the following relationships need to be proven

$$-\frac{1}{c^2}H^{(-1)}\delta_{ij} = [K_i^{(0)}, P_{0j}]_P \quad (\text{N.34})$$

$$0 = [K_i^{(0)}, H^{(-1)}]_P \quad (\text{N.35})$$

$$-P_{0i} = [K_i^{(0)}, H^{(0)}]_P \quad (\text{N.36})$$

$$0 = [K_i^{(0)}, K_j^{(0)}]_P \quad (\text{N.37})$$

$$-\frac{1}{c^2}H^{(0)}\delta_{ij} = [K_{i-orb}^{(1)}, P_{0j}]_P + [K_{i-spin-orb}^{(1)}, P_{0j}]_P \quad (\text{N.38})$$

$$\begin{aligned}
0 &= [K_{i-orb}^{(1)}, H^{(0)}]_P + [K_{i-spin-orb}^{(1)}, H^{(0)}]_P + [K_i^{(0)}, H_{orb}^{(1)}]_P \\
&\quad + [K_i^{(0)}, H_{spin-orb}^{(1)}]_P + [K_i^{(0)}, H_{spin-spin}^{(1)}]_P
\end{aligned} \quad (\text{N.39})$$

$$\begin{aligned}
-\frac{1}{c^2}\sum_{k=1}^3 \epsilon_{ijk}J_{0k} &= [K_{i-orb}^{(1)}, K_j^{(0)}]_P + [K_{i-spin-orb}^{(1)}, K_j^{(0)}]_P + [K_i^{(0)}, K_{j-orb}^{(1)}]_P \\
&\quad + [K_i^{(0)}, K_{j-spin-orb}^{(1)}]_P
\end{aligned} \quad (\text{N.40})$$

Again, we skip the easy-to-prove (N.34), (N.35), (N.36), and (N.37). For equation (N.38) we obtain

$$[K_{x-orb}^{(1)} + K_{x-spin-orb}^{(1)}, P_{0x}]_P$$

N.3. RELATIVISTIC INVARIANCE OF CLASSICAL ELECTRODYNAMICS 789

$$\begin{aligned}
&= - \left[\frac{p_1^2 r_{1x}}{2m_1 c^2}, p_{1x} \right]_P - \left[\frac{p_2^2 r_{2x}}{2m_2 c^2}, p_{2x} \right]_P - \left[\frac{q_1 q_2}{8\pi c^2} \frac{r_{1x} + r_{2x}}{r}, p_{1x} \right]_P - \left[\frac{q_1 q_2}{8\pi c^2} \frac{r_{1x} + r_{2x}}{r}, p_{2x} \right]_P \\
&= - \frac{p_1^2}{2m_1 c^2} - \frac{p_2^2}{2m_2 c^2} - \frac{q_1 q_2}{4\pi c^2 r} \\
&= - \frac{1}{c^2} H^{(0)}
\end{aligned}$$

Individual terms on the right hand side of (N.39) are

$$\begin{aligned}
&[K_{x-orb}^{(1)}, H^{(0)}]_P \\
&= - \frac{p_1^2}{4m_1^2 c^2} [r_{1x}, p_1^2]_P - \frac{q_1 q_2 r_{1x}}{8\pi m_1 c^2} \left[p_1^2, \frac{1}{r} \right]_P - \frac{p_2^2}{4m_2^2 c^2} [r_{2x}, p_2^2]_P - \frac{q_1 q_2 r_{2x}}{8\pi m_2 c^2} \left[p_2^2, \frac{1}{r} \right]_P \\
&\quad - \frac{q_1 q_2}{16\pi m_1 c^2 r} [r_{1x}, p_1^2]_P - \frac{q_1 q_2 r_{1x}}{16\pi m_1 c^2} \left[\frac{1}{r}, p_1^2 \right]_P - \frac{q_1 q_2 r_{2x}}{16\pi m_1 c^2} \left[\frac{1}{r}, p_1^2 \right]_P - \frac{q_1 q_2 r_{1x}}{16\pi m_2 c^2} \left[\frac{1}{r}, p_2^2 \right]_P \\
&\quad - \frac{q_1 q_2}{16\pi m_2 c^2 r} [r_{2x}, p_2^2]_P - \frac{q_1 q_2 r_{2x}}{16\pi m_2 c^2} \left[\frac{1}{r}, p_2^2 \right]_P \\
&= - \frac{p_1^2 p_{1x}}{2m_1^2 c^2} - \frac{q_1 q_2 (r_{1x} - r_{2x}) (\mathbf{p}_1 \cdot \mathbf{r})}{8\pi m_1 c^2 r^3} - \frac{p_2^2 p_{2x}}{2m_2^2 c^2} - \frac{q_1 q_2 (r_{1x} - r_{2x}) (\mathbf{p}_2 \cdot \mathbf{r})}{8\pi m_2 c^2 r^3} \\
&\quad - \frac{q_1 q_2 p_{1x}}{8\pi m_1 c^2 r} - \frac{q_1 q_2 p_{2x}}{8\pi m_2 c^2 r} \tag{N.41}
\end{aligned}$$

$$\begin{aligned}
&[K_{x-spin-orb}^{(1)}, H^{(0)}]_P = \frac{1}{2c^2} \left[\frac{1}{m_1} [\mathbf{s}_1 \times \mathbf{p}_1]_x + \frac{1}{m_2} [\mathbf{s}_2 \times \mathbf{p}_2]_x, \frac{q_1 q_2}{4\pi r} \right]_P \\
&= \frac{q_1 q_2 [\mathbf{s}_1 \times \mathbf{r}]_x}{8\pi m_1 c^2 r^3} - \frac{q_1 q_2 [\mathbf{s}_2 \times \mathbf{r}]_x}{8\pi m_2 c^2 r^3} \tag{N.42}
\end{aligned}$$

$$\begin{aligned}
&[K_x^{(0)}, H_{orb}^{(1)}]_P \\
&= \frac{1}{8m_1^2 c^2} [r_{1x}, p_1^4]_P + \frac{q_1 q_2}{8\pi m_2 c^2 r} \left[r_{1x}, \left((\mathbf{p}_1 \cdot \mathbf{p}_2) + \frac{(\mathbf{p}_1 \cdot \mathbf{r})(\mathbf{p}_2 \cdot \mathbf{r})}{r^2} \right) \right]_P \\
&\quad + \frac{1}{8m_2^2 c^2} [r_{2x}, p_2^4]_P + \frac{q_1 q_2}{8\pi m_1 c^2 r} \left[r_{2x}, \left((\mathbf{p}_1 \cdot \mathbf{p}_2) + \frac{(\mathbf{p}_1 \cdot \mathbf{r})(\mathbf{p}_2 \cdot \mathbf{r})}{r^2} \right) \right]_P \\
&= \frac{p_1^2 p_{1x}}{2m_1^2 c^2} + \frac{q_1 q_2}{8\pi m_2 c^2 r} \left(p_{2x} + \frac{(r_{1x} - r_{2x})(\mathbf{p}_2 \cdot \mathbf{r})}{r^2} \right) \\
&\quad + \frac{p_2^2 p_{2x}}{2m_2^2 c^2} + \frac{q_1 q_2}{8\pi m_1 c^2 r} \left(p_{1x} + \frac{(\mathbf{p}_1 \cdot \mathbf{r})(r_{1x} - r_{2x})}{r^2} \right) \tag{N.43}
\end{aligned}$$

$$\begin{aligned}
[K_x^{(0)}, H_{spin-orb}^{(1)}]_P &= \left[-m_1 r_{1x} - m_2 r_{2x}, -\frac{q_1 q_2 [\mathbf{r} \times \mathbf{p}_1] \cdot \mathbf{s}_1}{8\pi m_1^2 c^2 r^3} \right. \\
&\quad \left. + \frac{q_1 q_2 [\mathbf{r} \times \mathbf{p}_2] \cdot \mathbf{s}_2}{8\pi m_2^2 c^2 r^3} + \frac{q_1 q_2 [\mathbf{r} \times \mathbf{p}_2] \cdot \mathbf{s}_1}{4\pi m_1 m_2 c^2 r^3} - \frac{q_1 q_2 [\mathbf{r} \times \mathbf{p}_1] \cdot \mathbf{s}_2}{4\pi m_1 m_2 c^2 r^3} \right]_P \\
&= -\frac{q_1 q_2 [\mathbf{s}_2 \times \mathbf{r}]_x}{8\pi m_2 c^2 r^3} + \frac{q_1 q_2 [\mathbf{s}_1 \times \mathbf{r}]_x}{8\pi m_1 c^2 r^3} + \frac{q_1 q_2 [\mathbf{s}_2 \times \mathbf{r}]_x}{4\pi m_2 c^2 r^3} - \frac{q_1 q_2 [\mathbf{s}_1 \times \mathbf{r}]_x}{4\pi m_1 c^2 r^3} \\
&= -\frac{q_1 q_2 [\mathbf{s}_1 \times \mathbf{r}]_x}{8\pi m_1 c r^3} + \frac{q_1 q_2 [\mathbf{s}_2 \times \mathbf{r}]_x}{8\pi m_2 c r^3} \tag{N.44}
\end{aligned}$$

$$[K_x^{(0)}, H_{spin-spin}^{(1)}]_P = 0 \tag{N.45}$$

Summing up the right hand sides of equations (N.41) - (N.45) we see that equation (N.39) is, indeed, satisfied. For equation (N.40) we obtain

$$\begin{aligned}
&[K_{x-orb}^{(1)}, K_y^{(0)}]_P + [K_x^{(0)}, K_{y-orb}^{(1)}]_P + [K_{x-spin-orb}^{(1)}, K_y^{(0)}]_P + [K_x^{(0)}, K_{y-spin-orb}^{(1)}]_P \\
&= \frac{r_{1x}}{2c^2} [p_1^2, r_{1y}]_P + \frac{r_{2x}}{2c^2} [p_2^2, r_{2y}]_P + \frac{r_{1y}}{2c^2} [r_{1x}, p_1^2]_P + \frac{r_{2y}}{2c^2} [r_{2x}, p_2^2]_P \\
&\quad - \frac{1}{2c^2} \left[-\frac{1}{m_1} s_{1z} p_{1y} - \frac{1}{m_2} s_{2z} p_{2y}, m_1 r_{1y} + m_2 r_{2y} \right]_P \\
&\quad - \frac{1}{2c^2} \left[m_1 r_{1x} + m_2 r_{2x}, \frac{1}{m_1} s_{1z} p_{1x} + \frac{1}{m_2} s_{2z} p_{2x} \right]_P \\
&= -\frac{1}{c^2} [\mathbf{r}_1 \times \mathbf{p}_1]_z - \frac{1}{c^2} [\mathbf{r}_2 \times \mathbf{p}_2]_z - \frac{1}{c^2} (s_{1z} + s_{2z}) = -\frac{1}{c^2} J_{0z} \tag{N.46}
\end{aligned}$$

Appendix O

Dimensionality checks

In our formulas in this book we chose to show explicitly all fundamental constants, like c and \hbar , rather than adopt the usual convention $\hbar = c = 1$. This makes our expressions slightly lengthier, but has the benefit of easier control of dimensions and checking correctness at each calculation step. In this subsection we are going to suggest a few rules for such dimension estimates in formulas involving quantum fields.

From the familiar formula

$$\int d\mathbf{p}\delta(\mathbf{p}) = 1$$

it follows that the dimension of the delta function is¹

$$\langle\delta(\mathbf{p})\rangle = \frac{1}{\langle p^3\rangle}$$

Then (anti)commutation relations of creation and annihilation operators

$$\begin{aligned}\{a_{\mathbf{p},\sigma}^\dagger, a_{\mathbf{p}',\sigma'}\} &= \delta(\mathbf{p} - \mathbf{p}')\delta_{\sigma,\sigma'} \\ [c_{\mathbf{p},\tau}, c_{\mathbf{p}',\tau'}^\dagger] &= \delta(\mathbf{p} - \mathbf{p}')\delta_{\tau,\tau'}\end{aligned}$$

¹Angle brackets $\langle A \rangle$ denote the dimension of an observable A , as it has been introduced in subsection 2.3.1. For example, $\langle p \rangle = \langle m \rangle \langle v \rangle = \langle E \rangle / \langle v \rangle$ denotes the dimension of momentum. Note that dimension of the 4D delta function (M.1) is $\langle E^{-1} \rangle \langle p^{-3} \rangle$.

suggests that dimensions of these operators are

$$\langle a_{\mathbf{p},\sigma}^\dagger \rangle = \langle a_{\mathbf{p}',\sigma'} \rangle = \langle c_{\mathbf{p},\tau} \rangle = \langle c_{\mathbf{p}',\tau'}^\dagger \rangle = \frac{1}{\langle p^{3/2} \rangle} \quad (\text{O.1})$$

In the definition of the Dirac's quantum field (J.26)

$$\psi(\mathbf{x}, t) = \int \frac{d\mathbf{p}}{(2\pi\hbar)^{3/2}} \sqrt{\frac{mc^2}{\omega_{\mathbf{p}}}} \sum_{\sigma} \left(e^{-\frac{i}{\hbar}\tilde{p}\cdot\tilde{x}} u(\mathbf{p}, \sigma) a_{\mathbf{p},\sigma} + e^{\frac{i}{\hbar}\tilde{p}\cdot\tilde{x}} v(\mathbf{p}, \sigma) b_{\mathbf{p},\sigma}^\dagger \right)$$

4-vectors \tilde{p} and \tilde{x} have dimensions of energy $\langle \tilde{p} \rangle = \langle E \rangle$ and time $\langle \tilde{x} \rangle = \langle t \rangle$, respectively. The dimension of the Planck's constant is $\langle \hbar \rangle = \langle p \rangle \langle r \rangle = \langle E \rangle \langle t \rangle$, which implies that arguments $\frac{i}{\hbar}\tilde{p}\cdot\tilde{x}$ of exponents are dimensionless, as expected. Functions u and v are dimensionless as well.² Then the dimension of the Dirac quantum field is

$$\langle \psi \rangle = \frac{\langle p^3 \rangle}{\langle \hbar^{3/2} \rangle \langle p^{3/2} \rangle} = \frac{\langle p^{3/2} \rangle}{\langle \hbar^{3/2} \rangle} = \frac{1}{\langle r^{3/2} \rangle}$$

Similarly, we obtain the dimension of the photon's quantum field (K.2)³

$$\langle A \rangle = \frac{\langle \hbar \rangle \langle c^{1/2} \rangle}{\langle r^{3/2} \rangle \langle p^{1/2} \rangle} = \frac{\langle p^{1/2} \rangle \langle c^{1/2} \rangle}{\langle r^{1/2} \rangle} \quad (\text{O.2})$$

current density operator (L.1)

$$\langle j \rangle = \langle ec\bar{\psi}\psi \rangle = \frac{\langle e \rangle \langle c \rangle}{\langle r^3 \rangle}$$

²see (J.40) - (J.43)

³In different texts one can find various definitions of quantum fields, which can differ from definitions adopted here by their numerical factors and dimensions. However, as we stress in subsection 17.4.2, quantum fields do not correspond to any observable quantities. They are just formal mathematical objects, whose role is to provide convenient "building blocks" for interaction operators (9.13), (9.14) and (9.16). So, there is a significant freedom in choosing concrete forms of quantum fields. All these choices should lead to the same forms of the physically meaningful interaction operators V_1 , V_2 , and \mathbf{Z} .

and potential energy (9.13)⁴

$$\begin{aligned}\langle V_1 \rangle &= \frac{1}{\langle c \rangle} \langle r^3 \rangle \frac{\langle e \rangle \langle c \rangle}{\langle r^3 \rangle} \frac{\langle p^{1/2} \rangle \langle c^{1/2} \rangle}{\langle r^{1/2} \rangle} \\ &= \frac{\langle e \rangle \langle p^{1/2} \rangle \langle c^{1/2} \rangle}{\langle r^{1/2} \rangle} = \frac{\langle e \rangle \langle \hbar^{1/2} \rangle \langle c^{1/2} \rangle}{\langle r \rangle} = \frac{\langle e^2 \rangle}{\langle r \rangle}\end{aligned}$$

This is exactly the dimension of energy, as one can expect from the Coulomb law $V = e^2/(4\pi r)$. The 2nd order QED potential (9.14) also has the dimension of energy

$$\langle V_2 \rangle = \frac{1}{\langle c^2 \rangle} \frac{\langle r^3 \rangle \langle r^3 \rangle}{\langle r \rangle} \frac{\langle e \rangle \langle c \rangle}{\langle r^3 \rangle} \frac{\langle e \rangle \langle c \rangle}{\langle r^3 \rangle} = \frac{\langle e^2 \rangle}{\langle r \rangle}$$

By following the same rules it is easy to establish that all three terms in the potential boost (9.16) have the dimension $\langle m \rangle \langle r \rangle$, as expected.

Let us illustrate the dimensionality checks on the example of the scattering amplitude (9.32). The S -operator is a dimensionless quantity and particle creation-annihilation operators have the dimension $\langle p^{-3/2} \rangle$. Therefore, the dimension of the matrix element $\langle 0 | a_{\mathbf{q},\tau} d_{\mathbf{p},\sigma} S_2 d_{\mathbf{p}',\sigma'}^\dagger a_{\mathbf{q}',\tau'}^\dagger | 0 \rangle$ is expected to be $\langle p^{-6} \rangle$. Turning to the final result (9.34) we may note that according to (9.28)

$$\langle \delta^4(p) \rangle = \frac{1}{\langle E \rangle \langle p^3 \rangle}$$

Then the dimension of (9.34)

$$\frac{\langle e^2 \rangle \langle c^2 \rangle}{\langle \hbar \rangle \langle E \rangle \langle p^3 \rangle \langle E \rangle} = \frac{\langle c^3 \rangle}{\langle E^3 \rangle \langle p^3 \rangle} = \frac{1}{\langle p^6 \rangle}$$

is consistent with expectations.

Note also that $d^4x \equiv dt d\mathbf{x}$ and $d^4p \equiv dE d\mathbf{p}$, so

$$\begin{aligned}\langle d^4x \rangle &= \langle t \rangle \langle r^3 \rangle \\ \langle d^4p \rangle &= \langle E \rangle \langle p^3 \rangle\end{aligned}$$

⁴This expression was simplified by using $\langle e^2 \rangle = \langle \hbar \rangle \langle c \rangle$, which follows from the fact that $\alpha \equiv e^2/(4\pi\hbar c) \approx 1/137$ is the dimensionless *fine structure constant*.

Bibliography

- [AB59] Y. Aharonov and D. Bohm. Significance of electromagnetic potentials in quantum mechanics. *Phys. Rev.*, **115**:485, 1959.
- [ACG⁺71] D. S. Ayres, A. M. Cormack, A. J. Greenberg, R. W. Kenney, D. O. Cladwell, V. B. Elings, W. P. Hesse, and R. J. Morrison. Measurements of the lifetime of positive and negative pions. *Phys. Rev. D.*, **3**:1051, 1971.
- [AD78a] D. Aerts and I. Daubechies. About the structure-preserving maps of a quantum mechanical propositional system. *Helv. Phys. Acta*, **51**:637, 1978.
- [AD78b] D. Aerts and I. Daubechies. Physical justification for using the tensor product to describe two quantum systems as one joint system. *Helv. Phys. Acta*, **51**:661, 1978.
- [AFKW64] T. Alväger, F. J. M. Farley, J. Kjellman, and I. Wallin. Test of the second postulate of special relativity in the GeV region. *Phys. Lett.*, **12**:260, 1964.
- [AHR04] J. M. Aguirregabiria, A. Hernández, and M. Rivas. Linear momentum density in quasistatic electromagnetic systems, 2004. arXiv:physics/0404139.
- [AN13] H. Aichmann and G. Nimtz. The superluminal tunneling story, 2013. arXiv:1304.3155v1.
- [AP65] A. B. Arons and M. B. Peppard. Einstein's proposal of the photon concept - a translation of the Annalen der Physik paper of 1905. *Am. J. Phys.*, **33**:367, 1965.

- [APV88] Y. Aharonov, P. Pearle, and L. Vaidman. Comment on "Proposed Aharonov-Casher effect: Another example of an Aharonov-Bohm effect arising from a classical lag". *Phys. Rev. A*, **37**:4052, 1988.
- [Are72] I. Ya. Aref'eva. Renormalized scattering theory for the Lee model. *Theor. Math. Phys.*, **12**:859, 1972.
- [AW75] S. M. W. Ahmad and E. P. Wigner. Invariant theoretic derivation of the connection between momentum and velocity. *Nuovo Cimento A*, **28**:1, 1975.
- [Bac89] H. Bacry. The notions of localizability and space: from Eugene Wigner to Alain Connes. *Nucl. Phys. Proc. Suppl.*, **6**:222, 1989.
- [Bac04] H. Bacry. The foundations of the Poincaré group and the validity of general relativity. *Rep. Math. Phys.*, **53**:443, 2004.
- [Bak61] B. Bakamjian. Relativistic particle dynamics. *Phys. Rev.*, **121**:1849, 1961.
- [Bal98] L. E. Ballentine. *Quantum Mechanics: A Modern Development*. World Scientific, Singapore, 1998.
- [Bar12] S. J. Barnett. On electromagnetic induction and relative motion. *Phys. Rev.*, **35**:323, 1912.
- [BBC⁺77] J. Bailey, K. Borer, F. Combley, H. Drumm, F. Kreinen, F. Lange, E. Picasso, W. von Ruden, F. J. M. Farley, J. H. Field, W. Flegel, and P. M. Hattersley. Measurements of relativistic time dilatation for positive and negative muons in a circular orbit. *Nature*, **268**:301, 1977.
- [BCOR09] S. Blanes, F. Casas, J.A. Oteo, and J. Ros. The Magnus expansion and some of its applications. *Phys. Rep.*, **470**:151, 2009. arXiv:0810.5488v1.
- [BD64] J. D. Bjorken and S. D. Drell. *Relativistic quantum mechanics*. McGraw-Hill, New York, 1964.
- [BD65] J. D. Bjorken and S. D. Drell. *Relativistic quantum fields*. McGraw-Hill, New York, 1965.

- [BD97] Ph. Balcou and L. Dutriaux. Dual optical tunneling times in frustrated total internal reflection. *Phys. Rev. Lett.*, **78**:851, 1997.
- [Ber65] R. A. Berg. Position and intrinsic spin operators in quantum theory. *J. Math. Phys.*, **6**:34, 1965.
- [BF62] B. Barsella and E. Fabri. Angular momenta in relativistic many-body theory. *Phys. Rev.*, **128**:451, 1962.
- [BJK69] G. E. Brown, D. D. Jackson, and T. T. S. Kuo. Nucleon-nucleon potentials and minimal relativity. *Nucl. Phys.*, **A113**:481, 1969.
- [BLP01] V. B. Berestetskii, E. M. Livshitz, and L. P. Pitaevskii. *Quantum electrodynamics*. Fizmatlit, Moscow, 2001. (in Russian).
- [Blu60] L. E. Blumenson. A derivation of n -dimensional spherical coordinates. *Am. Math. Monthly*, **67**:63, 1960.
- [Boy05] T. H. Boyer. The paradoxical forces for the classical electromagnetic lag associated with the Aharonov-Bohm phase shift, 2005. arXiv:physics/0506180v1.
- [Boy06] T. H. Boyer. Darwin-Lagrangian analysis for the interaction of a point charge and a magnet: Considerations related to the controversy regarding the Aharonov-Bohm and Aharonov-Casher phase shifts. *J. Phys. A:Math. Gen.*, **39**:3455, 2006. arXiv:physics/0506181v1.
- [Boy07a] T. H. Boyer. Comment on experiments related to the Aharonov-Bohm phase shift, 2007. arXiv:0708.3194v1.
- [Boy07b] T. H. Boyer. Unresolved classical electromagnetic aspects of the Aharonov-Bohm phase shift, 2007. arXiv:0709.0661v1.
- [Boy08] T. H. Boyer. Illustrating some implications of the conservation laws in relativistic mechanics, 2008. arXiv:0812.1017v1.
- [BRBG09] D. Babson, S. P. Reynolds, R. Bjorkquist, and D. J. Griffiths. Hidden momentum, field momentum and electromagnetic impulse. *Am. J. Phys.*, **77**:826, 2009.

- [Bre68] E. Breitenberger. Magnetic interactions between charged particles. *Am. J. Phys.*, **36**:505, 1968.
- [Bro05] H. R. Brown. *Physical relativity: Space-time structure from a dynamical perspective*. Oxford University Press, Oxford, 2005.
- [BT53] B. Bakamjian and L. H. Thomas. Relativistic particle dynamics. II. *Phys. Rev.*, **92**:1300, 1953.
- [Bud09] N. V. Budko. Observation of locally negative velocity of the electromagnetic field in free space. *Phys. Rev. Lett.*, **102**:020401, 2009.
- [Bud10] N. V. Budko. Superluminal, subluminal, and negative velocities in free-space electromagnetic propagation, 2010. arXiv:1006.5576v1.
- [But69] J. W. Butler. A proposed electromagnetic momentum-energy 4-vector for charged bodies. *Am. J. Phys.*, **37**:1258, 1969.
- [BvN36] G. Birkhoff and J. von Neumann. The logic of quantum mechanics. *Ann. Math.*, **37**:823, 1936.
- [BY94] D. Buchholz and J. Yngvason. There are no causality problems with Fermi's two atom system. *Phys. Rev. Lett.*, **73**:613, 1994. arXiv:hep-th/9403027.
- [Can65] D. J. Candlin. Physical operators and the representations of the inhomogeneous Lorentz group. *Nuovo Cim.*, **37**:1396, 1965.
- [Car00] S. Carlip. Aberration and the speed of gravity. *Phys. Lett. A*, **267**:81, 2000. arXiv:gr-qc/9909087.
- [Car05] R. Carroll. Remarks on photons and the aether, 2005. arXiv:physics/0507027v1.
- [CB09] A. Caprez and H. Batelaan. Feynman's relativistic electrodynamics paradox and the Aharonov-Bohm effect. *Found. Phys.*, **39**:295, 2009.

- [CBB07] A. Caprez, B. Barwick, and H. Batelaan. A macroscopic test of the Aharonov-Bohm effect. *Phys. Rev. Lett.*, **99**:210401, 2007. arXiv:0708.2428v1.
- [CCTS13] G. Cavalleri, E. Cesaroni, E. Tonni, and G. Spavieri. Interpretation of the longitudinal forces detected in a recent experiment of electrodynamics. *Eur. Phys. J. D*, **26**:221, 20013.
- [Cha60] R. G. Chambers. Shift of an electron interference pattern by enclosed magnetic flux. *Phys. Rev. Lett.*, **5**:3, 1960.
- [Cha64] A. J. Chakrabarti. On the canonical relativistic kinematics of N-particle systems. *J. Math. Phys.*, **5**:922, 1964.
- [CJS63] D. G. Currie, T. F. Jordan, and E. C. G. Sudarshan. Relativistic invariance and Hamiltonian theories of interacting particles. *Rev. Mod. Phys.*, **35**:350, 1963.
- [CO70] F. E. Close and H. Osborn. Relativistic center-of-mass motion and the electromagnetic interaction of systems of charged particles. *Phys. Rev. D*, **2**:2127, 1970.
- [Com96] E. Comay. Exposing "hidden momentum". *Am. J. Phys.*, **64**:1028, 1996.
- [Com97] E. Comay. Decomposition of electromagnetic fields into radiation and bound components. *Am. J. Phys.*, **65**:862, 1997.
- [Com00] E. Comay. Lorentz transformation of a system carrying "hidden momentum". *Am. J. Phys.*, **68**:1007, 2000.
- [Cor86] F. H. J. Cornish. An electric dipole in self-accelerated transverse motion. *Am. J. Phys.*, **54**:166, 1986.
- [CP82] F. Coester and W. N. Polyzou. Relativistic quantum mechanics of particles with direct interactions. *Phys. Rev. D*, **26**:1348, 1982.
- [CR03] P. Caban and J. Rembielinski. Photon polarization and Wigner's little group, 2003. arXiv:quant-ph/0304120.

- [CSR96] A. E. Chubykalo and R. Smirnov-Rueda. Action at a distance as a full-value solution of Maxwell equations: basis and application of separated potential's method. *Phys. Rev. E*, **53**:5373, 1996.
- [Cul52] E. G. Cullwick. Electromagnetic momentum and Newton's third law. *Nature*, **170**:425, 1952.
- [CV68] S. Coleman and J. H. Van Vleck. Origin of "hidden momentum forces" on magnets. *Phys. Rev.*, **171**:1370, 1968.
- [CZJW00] J. J. Carey, J. Zawadzka, D. A. Jaroszynski, and K. Wynne. Noncausal time response in frustrated total internal reflection? *Phys. Rev. Lett.*, **84**:1431, 2000.
- [DG73] G. Dillon and M. M. Giannini. On the clothing transformation in the Lee model. *Nuovo Cim.*, **18A**:31, 1973.
- [DG75] G. Dillon and M. M. Giannini. On the potential description of the $VN - NN\theta$ sector of the Lee model. *Nuovo Cim.*, **27A**:106, 1975.
- [Dir49] P. A. M. Dirac. Forms of relativistic dynamics. *Rev. Mod. Phys.*, **21**:392, 1949.
- [DLM12] J. M. Dahlström, A. L'Huillier, and A. Maquet. Introduction to attosecond delays in photoionization. *J. Phys. B: At. Mol. Opt. Phys.*, **45**:183001, 2012.
- [dlT04a] A. C. de la Torre. Understanding light quanta: First quantization of the free electromagnetic field, 2004. arXiv:quant-ph/0410171.
- [dlT04b] A. C. de la Torre. Understanding light quanta: The photon, 2004. arXiv:quant-ph/0410179.
- [dlT05] A. C. de la Torre. Understanding light quanta: Construction of the free electromagnetic field, 2005. arXiv:quant-ph/0503023v2.
- [Dol76] J. D. Dollard. Interpretation of Kato's invariance principle in scattering theory. *J. Math. Phys.*, **17**:46, 1976.

- [DS10] I. Dubovyk and O. Shebeko. The method of unitary clothing transformations in the theory of nucleon–nucleon scattering. *Few-Body Systems*, **48**:109, 2010.
- [dSFP⁺12] R. de Sangro, G. Finnochiario, P. Patteri, M. Piccolo, and G. Pizzella. Measuring propagation speed of Coulomb fields, 2012. arXiv:1211.2913v2.
- [DW65] H. Van Dam and E. P. Wigner. Classical relativistic mechanics of interacting point particles. *Phys.Rev.*, **B138**:1576, 1965.
- [Dys51] F. J. Dyson. The renormalization method in quantum electrodynamics. *Proc. Roy. Soc.*, **A207**:395, 1951.
- [EF13] H. Essén and M. C. N. Fiolhais. The Darwin-Breit magnetic interaction and superconductivity, 2013. arXiv:1312.1607v1.
- [Ein05] A. Einstein. Zur Elektrodynamik bewegter Körper. *Annalen der Physik*, **17**:891, 1905.
- [Ein20] A. Einstein. *Relativity: The Special and General Theory*. Methuen and Co, 1920.
- [Ein49] A. Einstein. in *Albert Einstein: Philosopher-Scientist*. Open Court, Peru, 1949.
- [EKL76] W. F. Edwards, C. S. Kenyon, and D. K. Lemon. Continuing investigation into possible electric fields arising from steady conductor currents. *Phys. Rev. D*, **14**:922, 1976.
- [Eks60] H. Ekstein. Equivalent Hamiltonians in scattering theory. *Phys. Rev.*, **117**:1590, 1960.
- [EKU62] H. Ezawa, K. Kikkawa, and H. Umezawa. Potential representation in quantum field theory. *Nuovo Cim.*, **23**:751, 1962.
- [EL08] A. Einstein and J. Laub. Über die elektromagnetischen Grundgleichungen für bewegte Körper. *Ann. Phys. (Leipzig)*, **26**:532, 1908.
- [EN93] A. Enders and G. Nimtz. Evanescent-mode propagation and quantum tunneling. *Phys. Rev. E*, **48**:632, 1993.

- [Eng05] W. Engelhardt. Instantaneous interaction between charged particles, 2005. arXiv:physics/0511172v1.
- [EPC⁺08] P. Ecker, A. N. Pfeiffer, C. Cirelli, A. Staudte, R. Dörner, H. G. Müller, M. Büttiker, and U. Keller. Attosecond ionization and tunneling delay time measurements in Helium. *Science*, **322**:1525, 2008.
- [Ess95] H. Essén. A study of lattice and magnetic interactions of conduction electrons. *Phys. Scr.*, **52**:388, 1995.
- [Ess96] H. Essén. Darwin magnetic interaction energy and its macroscopic consequences. *Phys. Rev. E*, **53**:5228, 1996.
- [Ess99] H. Essén. Magnetism of matter and phase space energy of charged particle systems. *J. Phys. A: Math. Gen.*, **32**:2297, 1999.
- [Ess07] H. Essén. Circulating electrons, superconductivity, and the Darwin-Breit interaction, 2007. arXiv:cond-mat/0002096.
- [Fad63] L. D. Faddeev. On the separation of self-interaction and scattering effects in perturbation theory. *Dokl. Akad. Nauk SSSR*, **152**:573, 1963.
- [Far92] F. J. M. Farley. The CERN (g-2) measurements. *Z. Phys. C*, **56**:S88, 1992.
- [Fey49] R. P. Feynman. Space-time approach to quantum electrodynamics. *Phys. Rev.*, **76**:769, 1949.
- [Fey85] R. P. Feynman. *Q.E.D.* Princeton University Press, 1985.
- [FGR78] L. Fonda, G. C. Ghirardi, and A. Rimini. Decay theory of unstable quantum systems. *Rep. Prog. Phys.*, **41**:587, 1978.
- [Fie97] J. H. Field. A new kinematical derivation of the Lorentz transformation and the particle description of light. *Helv. Phys. Acta*, **70**:542, 1997. arXiv:physics/0410062.

- [Fie04] J. H. Field. On the relationship of quantum mechanics to classical electromagnetism and classical relativistic mechanics, 2004. arXiv:physics/0403076.
- [Fie06a] J. H. Field. Classical electromagnetism as a consequence of Coulomb's law, special relativity and Hamilton's principle and its relationship to quantum electrodynamics. *Phys. Scr.*, **74**:702, 2006. arXiv:physics/0501130v5.
- [Fie06b] J. H. Field. Space-time transformation properties of interchange forces and dipole radiation: Breakdown of the classical field concept in relativistic electrodynamics, 2006. arXiv:physics/0604089.
- [Fiv70] D. I. Fivel. Solutions of the Lee model in all sectors by dynamical algebra. *J. Math. Phys.*, **11**:699, 1970.
- [FM96] G. Fiore and G. Modanese. General properties of the decay amplitudes for massless particles. *Nucl. Phys.*, **B477**:623, 1996.
- [FN94] W. I. Fushchich and A. G. Nikitin. *Symmetries of equations of quantum mechanics*. New York, 1994.
- [Fol61] L. L. Foldy. Relativistic particle systems with interaction. *Phys. Rev.*, **122**:275, 1961.
- [Fou] D. J. Foulis. A half century of quantum logic. What have we learned? http://www.quantonics.com/Foulis_On_Quantum_Logic.html
.
- [Fra07] J. Franklin. The nature of electromagnetic energy, 2007. arXiv:0707.3421v2.
- [Fri94] A. Friedman. Nonstandard extension of quantum logic and Dirac's bra-ket formalism of quantum mechanics. *Int. J. Theor. Phys.*, **33**:307, 1994.
- [Frö52] H. Fröhlich. Interaction of electrons with lattice vibrations. *Proc. Roy. Soc. (London)*, **A 215**:291, 1952.

- [Frö61] H. Fröhlich. The theory of the superconductive state. *Rep. Prog. Phys.*, **24**:1, 1961.
- [FS64] R. Fong and J. Sucher. Relativistic particle dynamics and the S-matrix. *J. Math. Phys.*, **5**:456, 1964.
- [FS73] V. A. Fateev and A. S. Shvarts. Dressing operators in quantum field theory. *Dokl. Akad. Nauk SSSR*, **209**:66, 1973. [English translation in *Sov. Phys. Dokl.* 18 (1973), 165.].
- [FS88] G. Feinberg and J. Sucher. Two-photon-exchange force between charged systems: Spinless particles. *Phys. Rev. D*, **38**:3763, 1988.
- [Fur69] W. H. Furry. Examples of momentum distributions in the electromagnetic field and in matter. *Am. J. Phys.*, **37**:621, 1969.
- [Gal01] Galileo Galilei. *Dialogues Concerning the Two Chief World Systems*. Modern Library Science Series, New York, 2001.
- [Gal05] E. A. Galapon. Theory of confined quantum time of arrivals, 2005. arXiv:quant-ph/0504174.
- [Gau03] N. Gauthier. What happens to energy and momentum when two oppositely-moving wave pulses overlap? *Am. J. Phys.*, **71**:787, 2003.
- [GI91a] G. C. Giakos and T. K. Ishii. Anomalous microwave propagation in open space. *Microwave and Optical Technology Letters*, **4**:79, 1991.
- [GI91b] G. C. Giakos and T. K. Ishii. Rapid pulsed microwave propagation. *IEEE Microwave and Guided Wave Letters*, **1**:374, 1991.
- [GJR01] N. Graneau, T. Phipps Jr., and D. Roscoe. An experimental confirmation of longitudinal electrodynamic forces. *Europ. Phys. J. D*, **15**:87, 2001.

- [GL] C. Giunti and M. Laveder. *Neutrino mixing*. in Developments in Quantum Physics, edited by F. H. Columbus and V. Krasnoholovets, (Nova Science, New York, 2004) pp. 197-254, arXiv:hep-ph/0310238.
- [Gła97] St. D. Głazek. Similarity renormalization group approach to boost invariant Hamiltonian dynamics, 1997. arXiv:hep-th/9712188.
- [Gle57] A. M. Gleason. Measures on the closed subspaces of a Hilbert space. *J. Math. Mech.*, **6**:885, 1957.
- [GR80] S. N. Gupta and S. F. Radford. Quantum field-theoretical electromagnetic and gravitational two-particle potentials. *Phys. Rev. D*, **21**:2213, 1980.
- [GR00] I. S. Gradshteyn and I. M. Ryzhik. *Tables of Integrals, Series, and Products*. Academic Press, San Diego, 2000.
- [Gri86] D. J. Griffiths. Electrostatic levitation of a dipole. *Am. J. Phys.*, **54**:744, 1986.
- [GRI89] S. N. Gupta, W. W. Repko, and C. J. Suchyta III. Muonium and positronium potentials. *Phys. Rev. D*, **40**:4100, 1989.
- [GRT96] N. Grot, C. Rovelli, and R. S. Tate. Time-of-arrival in quantum mechanics, 1996. arXiv:quant-ph/9603021v1.
- [GS58] O. W. Greenberg and S. S. Schweber. Clothed particle operators in simple models of quantum field theory. *Nuovo Cim.*, **8**:378, 1958.
- [Gup63] A. K. Das Gupta. Unipolar machines, association of the magnetic field with the field-producing magnet. *Am. J. Phys.*, **31**:428, 1963.
- [GW64] M. L. Goldberger and K. M. Watson. *Collision theory*. J. Wiley & Sons, New York, 1964.
- [GW93] St. D. Głazek and K. G. Wilson. Renormalization of hamiltonians. *Phys. Rev. D*, **48**:5863, 1993.

- [GZL04] T. P. Gill, W. W. Zachary, and J. Lindesay. The classical electron problem, 2004. arXiv:physics/0405131v1.
- [Har62] T. E. Hartman. Tunneling of a wave packet. *J. Appl. Phys.*, **33**:3427, 1962.
- [HBH⁺01] J. B. Hertzberg, S. R. Bickman, M. T. Hummon, Jr. D. Krause, S. K. Peck, and L. R. Hunter. Measurement of the relativistic potential difference across a rotating magnetic dielectric cylinder. *Am. J. Phys.*, **69**:648, 2001.
- [HC01] H. Halvorson and R. Clifton. No place for particles in relativistic quantum theories?, 2001. arXiv:quant-ph/0103041.
- [Heg98] G. C. Hegerfeldt. Instantaneous spreading and Einstein causality in quantum theory. *Ann. Phys. (Leipzig)*, **7**:716, 1998. arXiv:quant-ph/9809030.
- [Hei58] W. Heisenberg. *Physics and Philosophy*. Harper and Brothers, New York, 1958.
- [HMS79] D. Hasselkamp, E. Mondry, and A. Scharmann. Direct observation of the transversal Doppler-shift. *Z. Physik A*, **289**:151, 1979.
- [HN00] A. Haibel and G. Nimtz. Universal tunneling time in photonic barriers, 2000. arXiv:physics/0009044.
- [HN08] G. C. Hegerfeldt and J. T. Neumann. The Aharonov-Bohm effect: the role of tunneling and associated forces, 2008. arXiv:0801.0799v2.
- [Hni04] V. Hnizdo. On linear momentum in quasistatic electromagnetic systems, 2004. arXiv:physics/0407027v1.
- [Hob12] A. Hobson. There are no particles, there are only fields, 2012. arXiv:1204.4616.
- [Hol04] B. R. Holstein. Effective interactions and the hydrogen atom. *Am. J. Phys.*, **72**:333, 2004.

- [Hov55] L. Van Hove. Energy corrections and persistent perturbation effects in continuous spectra. *Physica*, **21**:901, 1955.
- [Hov56] L. Van Hove. Energy corrections and persistent perturbation effects in continuous spectra. II. The perturbed stationary states. *Physica*, **22**:343, 1956.
- [How44] G. W. O. Howe. A problem of two electrons and Newton's third law. *Wireless Engineer*, **21**:105, 1944.
- [Hsi00] W. Y. Hsiang. *Lectures on Lie Groups*. World Scientific, Singapore, 2000.
- [Hua13] K. Huang. A critical history of renormalization, 2013. arXiv:1310.5533v1.
- [III13] R. J. DeJonghe III. *Rebuilding Mathematics on a Quantum Logical Foundation*. University of Illinois, Chicago, 2013. PhD Thesis, http://indigo.uic.edu/bitstream/handle/10027/10195/DeJonghe_Richard.pdf?sequence=
- [IPL99] M. Ibson, H. E. Puthoff, and S. R. Little. The speed of gravity revisited, 1999. arXiv:physics/9910050.
- [IS38] H. E. Ives and G. R. Stilwell. An experimental study of the rate of a moving clock. *J. Opt. Soc. Am*, **28**:215, 1938.
- [IS41] H. E. Ives and G. R. Stilwell. An experimental study of the rate of a moving clock. II. *J. Opt. Soc. Am*, **31**:369, 1941.
- [Ito65] T. Itoh. Derivation of nonrelativistic Hamiltonian for electrons from quantum electrodynamics. *Rev. Mod. Phys.*, **37**:159, 1965.
- [Jac99] J. D. Jackson. *Classical electrodynamics*. J. Wiley and Sons, 3rd edition, 1999.
- [Jac04] J. D. Jackson. Torque or no torque? Simple charged particle motion observed in different inertial frames. *Am. J. Phys.*, **72**:1484, 2004.

- [Jau71] J. M. Jauch. *Projective representation of the Poncaré group in a quaternionic Hilbert space*. in Group theory and its applications, edited by E.M. Loeb. Academic Press, New York, 1971.
- [Jef99a] O. D. Jefimenko. A relativistic paradox seemingly violating conservation of momentum law in electromagnetic systems. *Eur. J. Phys.*, **20**:39, 1999.
- [Jef99b] O. D. Jefimenko. The Trouton-Noble paradox. *J. Phys. A: Math. Gen.*, **32**:3755, 1999.
- [Joh96] L. Johansson. *Longitudinal electrodynamic forces - and their possible technological applications*, 1996. MSc Thesis, Lund Institute of Technology, Sweden, <http://www.df.lth.se/snorkelf/LongitudinalMSc.pdf>.
- [Jor77] T. F. Jordan. Identification of the velocity operator for an irreducible unitary representation of the Poincaré group. *J. Math. Phys.*, **18**:608, 1977.
- [Jor80] T. F. Jordan. Simple derivation of the Newton-Wigner position operator. *J. Math. Phys.*, **21**:2028, 1980.
- [Kac59] C. Kacser. Higher Born approximations in non-relativistic Coulomb scattering. *Nuovo Cim.*, **13**:303, 1959.
- [Kaz71] E. Kazes. Analytic theory of relativistic interactions. *Phys. Rev. D*, **4**:999, 1971.
- [KCS07] V. Yu. Korda, L. Canton, and A. V. Shebeko. Relativistic interactions for the meson-two-nucleon system in the clothed-particle unitary representation. *Ann. Phys.*, **322**:736, 2007. arXiv:nucl-th/0603025v1.
- [Kei94] B. D. Keister. Forms of relativistic dynamics: What are the possibilities?, 1994. arXiv:nucl-th/9406032.
- [Kel42] J. M. Keller. Newton's third law and electrodynamics. *Am. J. Phys.*, **10**:302, 1942.

- [Ken17] E. H. Kennard. On unipolar induction: Another experiment and its significance as evidence for the existence of the aether. *Phil. Mag.*, **33**:179, 1917.
- [KF74] R. A. Krajcik and L. L. Foldy. Relativistic center-of-mass variables for composite systems with arbitrary internal interactions. *Phys. Rev. D*, **10**:1777, 1974.
- [Kha97] L. A. Khalfin. Quantum theory of unstable particles and relativity, 1997. Preprint of Steklov Mathematical Institute, St. Petersburg Department, PDMI-6/1997 <http://www.pdmi.ras.ru/preprint/1997/97-06.html>.
- [Kho] A. L. Kholmetskii. The author's collection of relativistic paradoxes in classical electrodynamics. http://www.space-lab.ru/files/pages/PIRT_VII-XII/pages/text/PIRT_IX/Kholmetskii_1.pdf.
- [Kho03] A.L. Kholmetskii. One century later: Remarks on the Barnett experiment. *Am. J. Phys.*, **71**:558, 2003.
- [Kho04] A. L. Kholmetskii. Remarks on momentum and energy flux of a non-radiating electromagnetic field. *Ann. Found. Louis de Broglie*, **29**:549, 2004.
- [Kho05] A. L. Kholmetskii. On momentum and energy of a non-radiating electromagnetic field, 2005. [arXiv:physics/0501148v2](https://arxiv.org/abs/physics/0501148v2).
- [Kho06] A. L. Kholmetskii. Momentum-energy of the non-radiating electromagnetic field: open problems? *Phys. Scr.*, **73**:620, 2006.
- [Kit66] H. Kita. A non-trivial example of a relativistic quantum theory of particles without divergence difficulties. *Progr. Theor. Phys.*, **35**:934, 1966.
- [Kit68] H. Kita. Another convergent relativistic model theory of interacting particles. *Progr. Theor. Phys.*, **39**:1333, 1968.

- [Kit70] H. Kita. Structure of the state space in a convergent relativistic model theory of interacting particles. *Progr. Theor. Phys.*, **43**:1364, 1970.
- [Kit72a] H. Kita. A model of relativistic quantum mechanics of interacting particles. *Progr. Theor. Phys.*, **48**:2422, 1972.
- [Kit72b] H. Kita. Vertex functions in convergent relativistic model theories. *Progr. Theor. Phys.*, **47**:2140, 1972.
- [Kit73] H. Kita. A realistic model of convergent relativistic quantum mechanics of interacting particles. *Progr. Theor. Phys.*, **49**:1704, 1973.
- [KMS90] A. Yu. Korchin, Yu. P. Mel'nik, and A. V. Shebeko. Angular distributions and polarization of protons in the $d(e,e'p)n$ reaction. *Few-Body Systems*, **9**:211, 1990.
- [KMSR07a] A. L. Kholmetskii, O. V. Missevitch, and R. Smirnov-Rueda. Measurement of propagation velocity of bound electromagnetic fields in near zone. *J. Appl. Phys.*, **102**:013529, 2007.
- [KMSR⁺07b] A. L. Kholmetskii, O. V. Missevitch, R. Smirnov-Rueda, R. I. Tzonchev, A. E. Chubykalo, and I. Moreno. Experimental evidence on non-applicability of the standard retardation condition to bound magnetic fields and on new generalized Biot-Savart law. *J. Appl. Phys.*, **101**:023532, 2007. arXiv:physics/0601084v1.
- [KP91] B. D. Keister and W. N. Polyzou. *Relativistic Hamiltonian dynamics in nuclear and particle physics*. in Advances in Nuclear Physics vol. 20, edited by J. W. Negele and E. W. Vogt. Plenum Press, 1991. <http://www.physics.uiowa.edu/wpolyzou/papers/rev.pdf>.
- [KPR85] M. Kaivola, O. Poulsen, and E. Riis. Measurement of the relativistic Doppler shift in neon. *Phys. Rev. Lett.*, **54**:255, 1985.

- [KS04] V. Yu. Korda and A. V. Shebeko. Clothed particle representation in quantum field theory: Mass renormalization. *Phys. Rev. D*, **70**:085011, 2004.
- [KSO97] M. Kobayashi, T. Sato, and H. Ohtsubo. Effective interactions for mesons and baryons in nuclei. *Progr. Theor. Phys.*, **98**:927, 1997.
- [KV02] A. Kislev and L. Vaidman. Relativistic causality and conservation of energy in classical electromagnetic theory. *Am. J. Phys.*, **70**:1216, 2002. arXiv:physics/0201042v1.
- [KvB06] J. Kofler and Č. Brukner. Classical world because of quantum physics, 2006. arXiv:quant-ph/0609079.
- [KY07a] A. L. Kholmetskii and T. Yarman. Apparent paradoxes in classical electrodynamics: relativistic transformation of force. *Eur. J. Phys.*, **28**:537, 2007.
- [KY07b] A. L. Kholmetskii and T. Yarman. Relativistic transformation of force: resolution of apparent paradoxes. *Eur. J. Phys.*, **28**:1081, 2007.
- [KY08] A. L. Kholmetskii and T. Yarman. Energy flow in a bound electromagnetic field: resolution of apparent paradoxes. *Eur. J. Phys.*, **29**:1135, 2008.
- [LEK92] D. K. Lemon, W. F. Edwards, and C. S. Kenyon. *Phys. Lett. A*, **162**:105, 1992.
- [Liv47] I. M. Livshitz. *JETP*, **11**:1017, 1947.
- [LK75] A. R. Lee and T. M. Kalotas. Lorentz transformations from the first postulate. *Am. J. Phys.*, **43**:434, 1975.
- [LL76] J.-M. Lévy-Leblond. One more derivation of the Lorentz transformation. *Am. J. Phys.*, **44**:271, 1976.
- [LL77] L. Landau and E. Lifshitz. *Course of theoretical physics, Volume 3, Quantum mechanics, Non-relativistic theory*. Pergamon, 1977.

- [LLB90] J.-M. Lévy-Leblond and F. Balibar. *Quantics*. North Holland, 1990.
- [Mac63] G. W. Mackey. *The mathematical foundations of quantum mechanics*. W. A. Benjamin, New York, 1963. see esp. Section 2-2.
- [Mac86] D. W. MacArthur. Special relativity: Understanding experimental tests and formulations. *Phys. Rev. A*, **33**:1, 1986.
- [Mac00] G. W. Mackey. *The theory of unitary group representations*. University of Chicago Press, Chicago, 2000.
- [Mag54] W. Magnus. On the exponential solution of differential equations for a linear operator. *Commun. Pure Appl. Math.*, **7**:649, 1954.
- [Mal96] D. B. Malament. *In defence of dogma: Why there cannot be a relativistic quantum mechanics of (localizable) particles*. in Perspectives on quantum reality, edited by R. Clifton. Kluwer, 1996.
- [Man12] M. Mansuripur. Trouble with the Lorentz law of force: Incompatibility with special relativity and momentum conservation. *Phys. Rev. Lett.*, **108**:193901, 2012. arXiv:1205.0096v1.
- [Mat75] T. Matolcsi. Tensor product of Hilbert lattices and free orthodistributive product of orthomodular lattices. *Acta Sci. Math. (Szeged)*, **37**:263, 1975.
- [McDa] K. T. McDonald. Cullwick's paradox: Charged particle on the axis of a toroidal magnet. <http://puhep1.princeton.edu/mcdonald/examples/cullwick.pdf>.
- [McDb] K. T. McDonald. The Wilson-Wilson experiment. <http://128.112.100.2/mcdonald/examples/wilson.pdf>.
- [McD00] K. T. McDonald. Limits on the applicability of classical electromagnetic fields as inferred from the radiation reaction, 2000. arXiv:physics/0003062.

- [McD06] K. T. McDonald. Onoochin's paradox, 2006. <http://puhep1.princeton.edu/mcdonald/examples/onoochin.pdf>.
- [Mer09] N. D. Mermin. What's bad about this habit. *Physics Today*, May:8, 2009.
- [MIB03] G. Matteucci, D. Iencinella, and C. Beeli. The Aharonov-Bohm phase shift and Boyer's critical considerations: New experimental result but still an open subject? *Found. Phys.*, **33**:577, 2003.
- [Mit02] P. Mittelstaedt. Quantum physics and classical physics - in the light of quantum logic, 2002. arXiv:quant-ph/0211021.
- [MKSR11] O. V. Missevitch, A. L. Kholmetskii, and R. Smirnov-Rueda. Anomalously small retardation of bound (force) electromagnetic fields in antenna near zone. *Europhys. Lett.*, **93**:64004, 2011.
- [MM97] A. H. Monahan and M. McMillan. Lorentz boost of the Newton-Wigner-Pryce position operator. *Phys. Rev. D*, **56**:2563, 1997.
- [MRR00] D. Mugnai, A. Ranfagni, and R. Ruggeri. Observation of superluminal behaviors in wave propagation. *Phys. Rev. Lett.*, **84**:4830, 2000.
- [Mut78] U. Mutze. A no-go theorem concerning the cluster decomposition property of direct interaction scattering theories. *J. Math. Phys.*, **19**:231, 1978.
- [NFRS78] D. Newman, G. W. Ford, A. Rich, and E. Sweetman. Precision experimental verification of special relativity. *Phys. Rev. Lett.*, **21**:1355, 1978.
- [Nik08] H. Nikolić. Time in relativistic and nonrelativistic quantum mechanics, 2008. arXiv:0811.1905v1.
- [NPS12] G. Naumenko, Yu. Popov, and M. Shevelev. Direct observation of a semi-bare electron Coulomb field recover, 2012. arXiv:1112.1649v1.

- [NPSP10] G. A. Naumenko, A. P. Potylitsyn, L. G. Sukhikh, and Yu. A. Popov. The investigation of relativistic electron electromagnetic field features during interaction with matter, 2010. arXiv:1006.2477v1.
- [NW49] T. D. Newton and E. P. Wigner. Localized states for elementary systems. *Rev. Mod. Phys.*, **21**:400, 1949.
- [OMK⁺86] N. Osakabe, T. Matsuda, T. Kawasaki, J. Endo, A. Tonomura, S. Yano, and H. Yamada. Experimental confirmation of Aharonov-Bohm effect using a toroidal magnetic field confined by a superconductor. *Phys. Rev. A: Math. Gen.*, **34**:815, 1986.
- [opu59] J. Łopuszański. The Ruijgrok-van Hove model of field theory in terms of “dressed” operators. *Physica*, **25**:745, 1959.
- [ORU98] J. Oppenheim, B. Reznik, and W.G. Unruh. Time-of-arrival states, 1998. arXiv:quant-ph/9807043.
- [Osb68] H. Osborn. Relativistic center-of-mass variables for two-particle system with spin. *Phys. Rev.*, **176**:1514, 1968.
- [Par02] S. Parrott. Radiation from a uniformly accelerated charge and the equivalence principle. *Found. Phys.*, **32**:407, 2002. arXiv:gr-qc/9303025.
- [Par05] S. Parrott. Variant forms of Eliezer’s theorem, 2005. arXiv:gr-qc/0505042.
- [Pin04] M. J. Pinheiro. Do Maxwell’s equations need a revision? - A methodological note, 2004. arXiv:physics/0511103v3.
- [Pir64] C. Piron. Axiomatique quantique. *Helv. Phys. Acta*, **37**:439, 1964.
- [Pir76] C. Piron. *Foundations of Quantum Physics*. W. A. Benjamin, Reading, 1976.
- [PL66] P. Pechukas and J. C. Light. On the exponential form of time-displacement operators in quantum mechanics. *J. Chem. Phys.*, **44**:3897, 1966.

- [PN45] L. Page and N. I. Adams Jr. Action and reaction between moving charges. *Am. J. Phys.*, **13**:141, 1945.
- [Pol85] W. N. Polyzou. Manifestly covariant, Poincaré invariant quantum theories of directly interacting particles. *Phys. Rev. D*, **32**:995, 1985.
- [Pol01] R. Polishchuk. Derivation of the Lorentz transformations, 2001. arXiv:physics/0110076.
- [Pol03] W. N. Polyzou. Relativistic quantum mechanics - particle production and cluster properties. *Phys. Rev. C*, **68**:015202, 2003. arXiv:nucl-th/0302023.
- [Pry48] M. H. L. Pryce. The mass-centre in the restricted theory of relativity and its connexion with the quantum theory of elementary particles. *Proc. Royal Soc. London, Ser. A*, **195**:62, 1948.
- [PS95a] G. N. Pellegrini and A. R. Swift. Maxwell's equations in a rotating medium: Is there a problem? *Am. J. Phys.*, **63**:694, 1995.
- [PS95b] M. E. Peskin and D. V. Schroeder. *An introduction to quantum field theory*. Westview Press, 1995.
- [PS98a] A. Pineda and J. Soto. The Lamb shift in dimensional regularization. *Phys. Lett. B*, **420**:391, 1998.
- [PS98b] A. Pineda and J. Soto. Potential NRQED: The positronium case, 1998. arXiv:hep-ph/9805424.
- [RB99] F. Richman and D. Bridges. A constructive proof of Gleason's theorem. *J. Funct. Anal.*, **162**:287, 1999.
- [Rec09] E. Recami. Superluminal waves and objects: an overview of the relevant experiments. *J. Phys.: Conference Series*, **196**:012020, 2009.
- [Red53] M. L. G. Redhead. Radiative corrections to the scattering of electrons and positrons by electrons. *Proc. Roy. Soc. A*, **220**:219, 1953.

- [RF69] R. A. Reck and D. L. Fry. Orbital and spin magnetization in Fe-Co, Fe-Ni, and Ni-Co. *Phys. Rev.*, **184**:492, 1969.
- [RFPM93] A. Ranfagni, P. Fabeni, G. P. Pazzi, and D. Mugnai. Anomalous pulse delay in microwave propagation: A plausible connection to the tunneling time. *Phys. Rev. E*, **48**:1453, 1993.
- [RGC01] M. T. Reiten, D. Grischkovsky, and R. A. Cheville. Optical tunneling of single-cycle terahertz bandwidth pulses. *Phys. Rev. E*, **64**:036604, 2001.
- [RGR91] H. Rubio, J. M. Getino, and O. Rojo. The Aharonov-Bohm effect as a classical electromagnetic effect using electromagnetic potentials. *Nuovo Cim. B*, **106**:407, 1991.
- [RH41] B. Rossi and D. B. Hall. Variation of the rate of decay of mesotron with momentum. *Phys. Rev.*, **59**:223, 1941.
- [Rit61] V. I. Ritus. Transformations of the inhomogeneous Lorentz group and the relativistic kinematics of polarized states. *Soviet Physics JETP*, **13**:240, 1961.
- [RM96] A. Ranfagni and D. Mugnai. Anomalous pulse delay in microwave propagation: A case of superluminal behavior. *Phys. Rev. E*, **54**:5692, 1996.
- [RMGC01] M. T. Reiten, K McClatchey, D Grischkowsky, and R. A. Cheville. Incidence-angle selection and spatial reshaping of terahertz pulses in optical tunneling. *Optics Lett.*, **26**:1900, 2001.
- [RMM74] T. N. Rescigno, C. W. McCurdy, and V. McKoy. Discrete basis set approach to nonspherical scattering. *Chem. Phys. Lett.*, **27**:401, 1974.
- [RMR+80] C. E. Roos, J. Marraffino, S. Reucroft, J. Waters, M. S. Webster, E. G. H. Williams, A. Manz, R. Settles, and G. Wolf. Σ^\pm lifetimes and longitudinal acceleration. *Nature*, **286**:244, 1980.
- [Rob00] T. Roberts. What is the experimental basis of special relativity?, 2000. <http://math.ucr.edu/home/baez/physics/Relativity/SR/experiments.html>.

- [Roh] F. Rohrlich. The theory of the electron. <http://www.philsoc.org/1962Spring/1526transcript.html>.
- [Roh60] F. Rohrlich. Self-energy and stability of the classical electron. *Am. J. Phys.*, **28**:639, 1960.
- [Rom66] R. H. Romer. Angular momentum of static electromagnetic fields. *Am. J. Phys.*, **34**:772, 1966.
- [Ros57] M. E. Rose. *Elementary theory of angular momentum*. John Wiley & Sons, New York, 1957.
- [Ros93] W. G. V. Rosser. Classical electromagnetism and relativity: A moving magnetic dipole. *Am. J. Phys.*, 61:371, 1993.
- [Rud91] W. Rudin. *Functional Analysis*. McGraw-Hill, New York, 1991.
- [Rui] Th. W. Ruijgrok. *On localisation in relativistic quantum mechanics*. in Lecture Notes in Physics, Theoretical Physics. Fin de Siècle, vol. 539, edited by A. Borowiec, W. Cegła, B. Jancewicz, and W. Karwowski, (Springer, Berlin, 2000), pp. 52-74.
- [Rui59] Th. W. Ruijgrok. Exactly renormalizable model in quantum field theory. III. Renormalization in the case of two V-particles. *Physica*, **25**:357, 1959.
- [Rui98] Th. W. Ruijgrok. General requirements for a relativistic quantum theory. *Few-body Systems*, **25**:5, 1998.
- [Rus05] G. Russo. Conditions for the generation of casual paradoxes from superluminal signals. *Electronic J. Theor. Phys.*, **8**:36, 2005.
- [Sak67] J. Sakurai. *Advanced quantum mechanics*. Addison-Wesley, Reading, Mass., 1967.
- [Sar47] R.D Sard. The forces between moving charges. *Electrical Engineering*, January:61, 1947.

- [Sar82] D. A. Sardelis. Unified derivation of the Galileo and the Lorentz transformations. *Eur. J. Phys.*, **3**:96, 1982.
- [Sat66] S. Sato. Some remarks on the formulation of the theory of elementary particles. *Prog. Theor. Phys.*, **35**:540, 1966.
- [SC92] G. Spavieri and G. Cavalleri. Interpretation of the Aharonov-Bohm and the Aharonov-Casher effects in terms of classical electromagnetic fields. *Europhys. Lett.*, **18**:301, 1992.
- [Sch] S. Schleif. What is the experimental basis of the special relativity theory? <http://www.weburbia.demon.co.uk/physics/experiments.html>.
- [Sch35] E. Schrödinger. Die gegenwertige Situation in der Quantenmechanik. *Naturwissenschaften.*, **23**:807, 823, 844, 1935.
- [Sch61] S. S. Schweber. *An introduction to relativistic quantum field theory*. Row, Peterson & Co., Evanston, Il, 1961.
- [Sch84] H. M. Schwartz. Deduction of the general Lorentz transformations from a set of necessary assumptions. *Am. J. Phys.*, **52**:346, 1984.
- [SF11] A. V. Shebeko and P. A. Frolov. A possible way for constructing generators of the Poincaré group in quantum field theory, 2011. arXiv:1107.5877v1.
- [SG03] G. Spavieri and G. T. Gillies. Fundamental tests of electrodynamic theories: Conceptual investigations of the Trouton-Noble and hidden momentum effects. *Nuovo Cim.*, **118B**:205, 2003.
- [Shi72] M. Shirokov. Quantum field theory: “dressing” contra divergencies, 1972. Preprint JINR, P2-6454, Dubna.
- [Shi93] M. I. Shirokov. Dressing and bound states in quantum field theory, 1993. preprint JINR E4-93-55, Dubna.
- [Shi94] M. I. Shirokov. Bound states of ”dressed” particles, 1994. preprint JINR E2-94-82, Dubna.

- [Shi04] M. I. Shirokov. Decay law of moving unstable particle. *Int. J. Theor. Phys.*, **43**:1541, 2004.
- [Shi06] M. I. Shirokov. Evolution in time of moving unstable systems. *Concepts of Physics*, **3**:193, 2006. arXiv:quant-ph/0508087.
- [Shi07] M. I. Shirokov. “dressing” and Haag’s theorem, 2007. arXiv:math-ph/0703021.
- [SJ67] W. Shockley and R. P. James. ”Try simplest cases” discovery of ”hidden momentum” forces on ”magnetic currents”. *Phys. Rev. Lett.*, **18**:876, 1967.
- [Sok75] S. N. Sokolov. Physical equivalence of the point and instantaneous forms of relativistic dynamics. *Theor. Math. Phys.*, **24**:799, 1975.
- [SS78] S. N. Sokolov and A. N. Shatnii. Physical equivalence of the three forms of relativistic dynamics and addition of interactions in the front and instant forms. *Theor. Math. Phys.*, **37**:1029, 1978.
- [SS98] A. V. Shebeko and M. I. Shirokov. Relativistic quantum field theory (RQFT) treatment of few-body systems. *Nucl. Phys.*, **A631**:564c, 1998.
- [SS01] A. V. Shebeko and M. I. Shirokov. Unitary transformations in quantum field theory and bound states. *Phys. Part. Nucl.*, **32**:15, 2001. arXiv:nucl-th/0102037v1.
- [SSS⁺02] G. G. Shishkin, A. G. Shishkin, A. G. Smirnov, A. V. Dudarev, A. V. Barkov, P. P. Zagnetov, and Yu. M. Rybin. Investigation of possible electric potential arising from a constant current through a superconductor coil. *J. Phys. D: Applied physics*, **35**:497, 2002.
- [Ste96] E. V. Stefanovich. Quantum effects in relativistic decays. *Int. J. Theor. Phys.*, **35**:2539, 1996.
- [Ste01] E. V. Stefanovich. Quantum field theory without infinities. *Ann. Phys. (NY)*, **292**:139, 2001.

- [Ste02] E. V. Stefanovich. Is Minkowski space-time compatible with quantum mechanics? *Found. Phys.*, **32**:673, 2002.
- [Ste05] E. V. Stefanovich. Renormalization and dressing in quantum field theory, 2005. arXiv:hep-th/0503076.
- [Ste06] E. V. Stefanovich. Violations of Einstein's time dilation formula in particle decays, 2006. arXiv:physics/0603043v2.
- [Ste08] E. V. Stefanovich. Classical electrodynamics without fields and the Aharonov-Bohm effect, 2008. arXiv:0803.1326v2.
- [Ste13] A. M. Steane. The non-existence of the self-accelerating dipole, and related questions, 2013. arXiv:1311.5798v1.
- [Sto32] M. H. Stone. On one-parameter unitary groups in Hilbert space. *Ann. Math.*, **33**:643, 1932.
- [Str04] F. Strocchi. Relativistic quantum mechanics and field theory. *Found. Phys.*, **34**:501, 2004. arXiv:hep-th/0401143.
- [Stu60] E. C. G. Stueckelberg. Quantum theory in real Hilbert space. *Helv. Phys. Acta*, **33**:727, 1960.
- [Tan59] S. Tani. Formal theory of scattering in the quantum field theory. *Phys. Rev.*, **115**:711, 1959.
- [Tay09] G. I. Taylor. *Proc. Cam. Phil. Soc.*, **15**:114, 1909.
- [Teu96] S. A. Teukolsky. The explanation of the Trouton-Noble experiment revisited. *Am. J. Phys.*, **64**:1104, 1996.
- [The62] J. W. Then. Experimental study of the motional electromotive force. *Am. J. Phys.*, **30**:411, 1962.
- [Tho52] L. H. Thomas. The relativistic dynamics of a system of particles interacting at a distance. *Phys. Rev.*, **85**:868, 1952.
- [TN04] F. T. Trouton and H. R. Noble. The mechanical forces acting on a charged electric condenser moving through space. *Phil. Trans. Roy. Soc. London A*, **202**:165, 1904.

- [TOM⁺86] A. Tonomura, N. Osakabe, T. Matsuda, T. Kawasaki, J. Endo, S. Yano, and H. Yamada. Evidence for Aharonov-Bohm effect with magnetic field completely shielded from electron wave. *Phys. Rev. Lett.*, **56**:792, 1986.
- [TY13] M. Tuval and A. Yahalom. Newton’s third law in the framework of special relativity, 2013. arXiv:1302.2537v1.
- [Uhl63] U. Uhlhorn. Representation of symmetry transformations in quantum mechanics. *Arkiv f. Phys.*, **23**:307, 1963.
- [Urb14] K. Urbanowski. Decay law of relativistic particles: Quantum theory meets special relativity. *Phys. Lett. B*, **737**:346, 2014. arXiv:1408.6564v1.
- [vN31] J. von Neumann. Die Eindeutigkeit der Schrödingerschen Operationen. *Math. Ann.*, **104**:570, 1931.
- [VS74] M. M. Vişinesku and M. I. Shirokov. Perturbation approach to the field theory, “dressing” and divergences. *Rev. Roum. Phys.*, **19**:461, 1974.
- [Wal70] R. Walter. Recoil effects in scalar-field model. *Nuovo Cim.*, **68A**:426, 1970.
- [Wal98] T. S. Walhout. Similarity renormalization, Hamiltonian flow equations, and Dyson’s intermediate representation, 1998. arXiv:hep-th/9806097.
- [Wal00] W. D. Walker. Experimental evidence of near-field superluminally propagating electromagnetic fields, 2000. arXiv:physics/0009023v1.
- [Wal01] D. Wallace. Emergence of particles from bosonic quantum field theory, 2001. arXiv:quant-ph/0112149.
- [Web99] A. Weber. Bloch–Wilson Hamiltonian and a generalization of the Gell-Mann–Low theorem, 1999. arXiv:hep-th/9911198.
- [Web05] A. Weber. Fine and hyperfine structure in different bound systems, 2005. arXiv:hep-ph/0509019.

- [Wei64a] S. Weinberg. Photons and gravitons in S-matrix theory: Derivation of charge conservation and equality of gravitational and inertial mass. *Phys. Rev.*, **135**:B1049, 1964.
- [Wei64b] S. Weinberg. *The quantum theory of massless particles.* in Lectures on Particles and Field Theory, vol. 2, edited by S. Deser and K. W. Ford. Prentice-Hall, Englewood Cliffs, 1964.
- [Wei65] S. Weinberg. Photons and gravitons in perturbation theory: Derivation of Maxwell's and Einstein's equations. *Phys. Rev.*, **138**:B988, 1965.
- [Wei95] S. Weinberg. *The Quantum Theory of Fields, Vol. 1.* University Press, Cambridge, 1995.
- [Wei97] S. Weinberg. What is quantum field theory, and what did we think it is?, 1997. arXiv:hep-th/9702027.
- [Wes98] J. P. Wesley. Induction produces Aharonov-Bohm effect. *Apeiron*, **5**:73, 1998.
- [WFF⁺10] W. Withayachumnankul, B. M. Fischer, B. Ferguson, B. R. Davis, and D. Abbott. A systemized view of superluminal wave propagation. *Proc. IEEE*, **98**:1, 2010.
- [WHSK⁺95] M. Weitz, A. Huber, F. Schmidt-Kaler, D. Leibfried, W. Vassen, C. Zimmermann, K. Pachucki, T. W. Hänsch, L. Julien, and F. Biraben. Precision measurement of the 1S ground-state Lamb shift in atomic hydrogen and deuterium by frequency comparison. *Phys. Rev. A*, **52**:2664, 1995.
- [Wig31] E. P. Wigner. *Gruppentheorie und Ihre Anwendung auf die Quantenmechanik der Atomspektren.* F. Vieweg und Sohn, Braunschweig, 1931.
- [Wig39] E. P. Wigner. On unitary representations of the inhomogeneous Lorentz group. *Ann. Math.*, **40**:149, 1939.
- [Wil99] F. Wilczek. Quantum field theory. *Rev. Mod. Phys.*, **71**:S58, 1999. arXiv:hep-th/9803075.

- [WL02] A. Weber and N. E. Ligterink. The generalized Gell-Mann–Low theorem for relativistic bound states. *Phys. Rev. D*, **65**:025009, 2002. arXiv:hep-ph/0101149.
- [WL05] A. Weber and N. E. Ligterink. Bound states in Yukawa model, 2005. arXiv:hep-ph/0506123.
- [WM62] G. H. Weiss and A. A. Maradudin. The Baker-Hausdorff formula and a problem in crystal physics. *J. Math. Phys.*, **3**:771, 1962.
- [WW13] M. Wilson and H. A. Wilson. On the electric effect of rotating a magnetic insulator in a magnetic field. *Proc. R. Soc. London, Ser. A*, **89**:99, 1913.
- [WWS⁺12] R. E. Wagner, M. R. Ware, E. V. Stefanovich, Q. Su, and R. Grobe. A study of local and non-local spatial densities in quantum field theory. *Phys. Rev. A*, **85**:022121, 2012.
- [WX06] Z.-Y. Wang and C.-D. Xiong. Arrival time in relativistic quantum mechanics, 2006. arXiv:quant-ph/0608031.
- [You04] T. Young. Experimental demonstration of the general law of the interference of light. *Philosophical Transactions, Royal Soc. London*, **94**:1, 1804. (reprinted in *Great Experiments in Physics*, Morris Shamos, ed. (Holt Reinhart and Winston, New York, 1959), p. 96.).
- [Zub00] F. S. G. Von Zuben. *Quantum time and spatial localization*. in *Position Location and Navigation Symposium*. IEEE, San Diego, 2000.

Index

- < “less than”, 20
- $Sp(\dots, \dots)$, span of subspaces, 41
- $[\dots, \dots]$ Lie bracket, 633
- $[\dots, \dots]$ commutator, 631, 647
- $[\dots, \dots]_P$ Poisson bracket, 209
- \cap , intersection of subspaces, 41
- \circ , 258
- $\not\equiv$ slash notation, 693
- \div , 307
- \leftrightarrow compatibility, 36
- \leq “less than or equal to”, 20
- \perp orthocomplement, 22
- $\tilde{\tau}$ 4-vector, 677
- \underbrace{expr} , 223
- \overline{expr} , 223
- \vee join, 22
- \wedge meet, 21
- $\{\dots, \dots\}$ anticommutator, 245
- $pow(\dots)$, power of operator, 122
- 2-particle potential, 188, 272
- 3-particle potential, 189, 190
- 3-vector, 617
- 4-scalar, 107, 684
- 4-square, 107, 678
- 4-vector, 82, 107, 677, 684

- Abelian group, 602, 603
- aberration, 166
- acceleration, 561
- action integral, 213, 515

- active rotation, 615, 622
- active transformation, 615
- addition of interactions, 191
- adiabatic switching, 226
- adjoint field, 694
- adjoint operator, 646
- Aharonov-Bohm effect, 513
- angular momentum, 104, 116
- annihilation, 590
- annihilation operator, 244, 246
- anticommutator, 264
- antilinear functional, 640
- antilinear operator, 650
- antisymmetric tensor, 633
- antisymmetric wave function, 174
- antiunitary operator, 85, 86, 650
- assertion, 12
- associativity, 21, 22, 601, 603, 625
- atom, 26, 41
- atomic lattice, 26
- atomic proposition, 26

- bare particle, 361, 393
- Barnett experiment, 508
- baryon number, 255, 261
- basic observables, 104
- basis, 605
- Bethe logarithm, 470
- Biot-Savart force law, 491, 500
- Birman-Kato invariance principle, 236
- bispinor representation, 690

- Bohr radius, 405
 Boolean lattice, 40
 Boolean logic, 27, 28, 42
 boost, xxxiii, 66
 boost operator, 93, 100, 104, 120
 bosonic operator, 257
 bosons, 174
 bound field, 535
 bound states, 196
 bra vector, 639
 bra-ket formalism, 639
 Breit-Wigner distribution, 435
 bremsstrahlung, 389
 Brewster angle, 542

 camera obscura, 5, 53
 canonical form of operator, 120
 Casimir operator, 107, 668
 causality, 549, 587
 center of a lattice, 40
 central charges, 93
 characteristic function, 34
 charge conservation law, 255
 circular frequency, 10
 classical logic, 28, 30
 classical mixed state, 35
 closed subspace, 637
 cluster, 187
 cluster separability, 187, 275
 coefficient function, 258
 commutation relations, 247
 commutativity, 21, 22
 commutator, 631, 647
 compatibility, 36
 compatible observables, 14
 compatible propositions, 36
 compatible subspaces, 661
 complete inner product space, 637

 composition of transformations, 65
 compound system, xxx, 170
 Compton scattering, 10, 282, 321, 532
 conjugate field, 694
 connected diagram, 285, 291
 connected operator, 291
 conservation law, 254
 conservative force, 505
 conserved observable, 106, 254
 contact interaction, 402
 continuity equation, 728
 continuous spectrum, xxxii
 contraposition, 23
 coordinates, 614
 corpuscular theory, 5
 Coulomb gauge, 303
 Coulomb potential, 284, 402
 counterterms, 333
 coupling constant, 276
 cover, 26
 creation operator, 244, 246
 cross product, 620
 Cullwick paradox, 516
 current density, 727

 Darwin Hamiltonian, 484
 Darwin potential, 402
 Darwin-Breit potential, 398, 402
 decay law, 414, 685
 decay potential, 261
 decay products, 414
 decay rate, 438
 decomposition of unity, 47, 658
 degenerate eigenvalue, 662
 delta function, 607, 747
 density matrix, 48
 density operator, 48
 diagonal matrix, 644

- diagram, 277
- diffraction, 6
- dimension, 78, 605
- Dirac equation, 710
- Dirac field, 693
- direct product, 34
- direct sum, 657, 668
- disconnected diagram, 285
- discrete spectrum, xxxii
- disjoint propositions, 24
- distributive laws, 28
- distributivity postulate, 17
- Doppler effect, 164, 576
- dot product, 613, 620
- double negation, 23
- double-valued representation, 673
- dressed particle, 361, 372, 393
- dressing transformation, 378
- dual Hilbert space, 171, 639
- dual vector, 640
- duality, 612
- dynamical inertial transformation, 178, 450
- dynamics, 89

- eigenstate, 47
- eigensubspace, 47, 663
- eigenvalue, 46, 653
- eigenvector, 47, 653
- elastic potential, 388
- electric charge, 255
- electric field, 506
- electromagnetic induction, 504
- electron, 133
- electron propagator, 712
- electron self-energy, 339
- elementary particle, 131
- emitting antenna, 540

- energy, 104
- energy function, 259
- energy shell, 259
- energy-momentum 4-vector, 108, 137
- ensemble, 14
- entangled states, 173
- evanescent waves, 544
- event, 554
- expectation value, 51
- experiment, 14

- Faraday's law of induction, 506
- fermions, 174
- Feynman diagram, 316
- Feynman rules, 316
- Feynman-Dyson interaction operator, 313
- Feynman-Dyson perturbation theory, 312
- fine structure, 407
- fine structure constant, xxvi, 347
- Fock space, 239
- force, 486, 561
- forms of dynamics, 179
- front form, 179
- frustrated total internal reflection, 543

- g-factor, 478
- Galilei group, 67
- Galilei Lie algebra, 68
- gamma matrices, 689
- generator, 92, 626, 630
- Gleason theorem, 48
- Gordon identity, 711
- group, 601
- group inversion, 602
- group manifold, 629
- group multiplication, 602

- group product, 601
- gyromagnetic ratio, 478
- Hamilton's equations of motion, 211
- Hamiltonian, 104
- Hamiltonian interaction operator, 313
- Hartman effect, 543
- Heisenberg equation, 101
- Heisenberg Lie algebra, 133, 182, 670
- Heisenberg picture, 89, 101
- Heisenberg uncertainty relation, 204
- helicity, 115, 161
- Hermitian conjugation, 646
- Hermitian operator, 648
- hidden momentum, 517
- Hilbert space, 637
- homopolar generator, 506
- homotopy class, 671
- hydrogen atom, xxxii, 197, 403, 475
- hyperfine structure, 407
- identity matrix, 644
- identity operator, 651
- identity transformation, 65
- implication, 20
- improper state, 144
- index of potential, 257
- induced representation method, 142
- inelastic potential, 388
- inertial frame of reference, xxxiii
- inertial observer, xxxiii
- inertial transformations of observables, xxxiv, 101
- inertial transformations of observers, xxxiii
- infinitesimal rotation, 626
- infinitesimal transformation, 630
- infrared cutoff, 328, 753
- infrared divergences, 326
- inhomogeneous Lorentz group, 74
- inner product, 637
- inner product space, 637
- instant form, 179
- interacting representation, 177
- interaction, 169
- interference, 7, 531
- internal line, 279
- intrinsic angular momentum, 116
- intrinsic properties, 107
- invariant tensor, 619
- inverse element, 601
- inverse matrix, 647
- inverse operator, 647
- irreducible lattice, 40
- irreducible representation, 132, 668
- isolated system, xxx
- Jacobi identity, 633
- join, 22
- Kennedy-Thorndike experiment, 576
- ket vector, 639
- kinematical inertial transformation, 178, 450
- kinetic energy, 402
- Kronecker delta symbol, 616, 619
- laboratory, xxxiii
- Lagrangian, 213
- Lamb shift, 391, 475, 477
- Larmor's formula, 463
- lattice, 22
- lattice irreducible, 40
- lattice reducible, 40
- law of addition of velocities, 106
- length contraction, 557, 685
- lepton number, 255

- less than, 20
- less than or equal to, 20
- Levi-Civita symbol, 619
- Liénard-Wiechert fields, 527
- Lie algebra, 627, 633
- Lie bracket, 633
- Lie group, 629
- lifetime, 438
- line external, 277
- line in diagram, 277
- linear functional, 639
- linear independence, 605
- linear subspace, 606
- little group, 143
- local gauge invariance, 373
- loop, 281, 293
- loop diagram, 325
- loop momentum, 281
- Lorentz group, 80, 681
- Lorentz transformations, 102, 558, 568, 573, 683
- Møller wave operator, 236
- magnetic moment, 478
- magnetic quantum number, 405
- manifest covariance, 577, 684
- many worlds interpretation, 56
- mass, 107, 418
- mass distribution, 423, 425
- mass hyperboloid, 139
- mass operator, 108
- mass shell, 319
- matrix, 644
- matrix element, 642
- maximal proposition, 19
- measurement, xxix
- measuring apparatus, xxix, 56
- meet, 21
- metric tensor, 678
- Michelson-Morley experiment, 576
- minimal proposition, 19
- Minkowski space-time, 684
- mixed product, 621
- mixed state, 49
- momentum, 104
- muon, 132
- neutrino, 133
- neutrino oscillations, 133, 261
- neutron, 132
- Newton's first law, 487
- Newton's second law, 487
- Newton's third law, 487
- Newton-Wigner position operator, 115
- non-conservative force, 505
- non-contradiction, 23, 24
- non-decay probability, 414
- non-interacting representation, 177, 242, 418
- normal order, 256
- null 4-vector, 679
- observable, xxix
- observer, xxxiii
- one-parameter subgroup, 625, 669
- operator, 641
- operator of mass, 108
- operator of time, 579
- orbital angular momentum, 116
- orbital quantum number, 405
- origin, 613
- orthocomplement, 22
- orthocomplemented lattice, 24
- orthogonal complement, 657
- orthogonal matrix, 616
- orthogonal subspaces, 657

- orthogonal vectors, 613, 638
- orthomodular lattice, 40
- orthomodularity, 40
- orthonormal basis, 613, 638
- oscillation potential, 261

- pair annihilation, 389
- pair conversion, 389
- pair creation, 389
- pairing, 279
- partial ordering, 20
- partially ordered set, 20
- particle, xxx
- particle dressed, 372
- particle observables, 245
- particle operators, 245
- particle-wave duality, 11
- passive transformation, 615
- Pauli exclusion principle, 175, 244
- Pauli matrices, 675
- Pauli-Lubanski operator, 109
- perturbation order, 276
- phase space, 30, 31, 34, 206
- phonon, 591
- photon, 10, 164
- photon propagator, 314, 721
- phys operator, 262
- physical equivalence, 232
- physical particle, 361
- physical system, xxix
- pilot wave interpretation, 56
- pion, 132
- Piron's theorem, 43
- Planck constant, 10, 104
- Poincaré group, 79
- Poincaré invariance, 577
- Poincaré Lie algebra, 79
- Poincaré stress, 501

- point form, 179
- Poisson bracket, 209
- polaron, 591
- position operator, 111, 115
- position-time 4-vector, 677
- postulate, 12
- potential, 257
- potential boost, 180
- potential energy, 180
- potential energy density, 301
- power of operator, 122
- preparation device, xxix
- primary term, 121
- principal quantum number, 405
- principal value integral, 433
- principle of causality, 687
- principle of relativity, 62, 63
- probability density, 35, 435
- probability measure, 18, 47
- projection operator, 658
- projective representation, 90
- proposition, 17
- proposition-valued measure, 45
- propositional system, 18
- propositional system quantum, 40
- pseudo-Euclidean metric, 684
- pseudoorthogonal matrix, 680
- pseudoscalar, 74, 109
- pseudoscalar product, 678
- pseudotensor, 74
- pseudovector, 74
- pure quantum state, 49

- QED (quantum electrodynamics), xix
- QFT (quantum field theory), xix
- quantum electrodynamics, 240, 298
- quantum field, 299
- quantum field theory, 298

- quantum logic, 4, 16, 36, 40
- quantum mechanics, 3
- quasiclassical state, 203
- quaternions, 44

- radiation field, 535
- radiation reaction, 389, 531
- radiative corrections, 326
- radiative transitions, 463
- range, 658
- rank, 619
- rank of a lattice, 40
- rapidity, 80
- ray, 41, 49, 86, 606
- receiving antenna, 540
- reduced mass, 404
- reducible lattice, 40
- reducible representation, 132, 668
- reflectivity, 20
- regular operator, 258
- regularization, 328
- relative momentum, 182
- relative position, 182
- relativistic Hamiltonian dynamics, 177
- relativistic quantum dynamics, xxi, 371
- renorm potential, 260
- renormalizability, 359
- renormalization, 326
- renormalization conditions, 328
- representation of group, 667
- representation of Lie algebra, 669
- representations of rotation group, 674
- resonance, 438
- rest mass energy, 108
- Riemann-Lebesgue lemma, 610
- Riesz theorem, 640
- right-handed coordinate system, 613

- RQD (relativistic quantum dynamics),
xxi

- S-matrix, 220
- S-operator, 219
- scalar, 602, 615
- scalar product, 613
- scattering equivalence, 231
- scattering phase operator, 224
- scattering states, 226
- Schrödinger cat, 54
- Schrödinger picture, 89, 100
- secondary term, 121
- sector, 240
- self-adjoint operator, 648
- simply connected space, 671
- single-valued representation, 673
- smooth function, 610
- smooth operator, 291
- smooth potential, 188, 275, 291
- space-like 4-vector, 679
- span, 41, 606
- special relativity, 677
- spectral projection, 47, 663
- spectral theorem, 653
- spectrum of observable, xxxii
- spin, 107, 116, 135
- spin operator, 111
- spin-orbit potential, 403
- spin-spin potential, 403
- spin-statistics theorem, 175
- standard momentum, 143, 158, 716
- state, xxix, xxx
- statement, 12
- stationary Schrödinger equation, 195,
404
- step function, 608
- Stone's theorem, 91, 669

- structure constants, 93, 631
- subalgebra, 635
- sublattice, 46
- superselection rules, 242
- symmetric wave function, 174
- symmetry, 20

- T-matrix, 228
- tensor, 618
- tensor product, 171, 176, 641
- tertiary term, 121
- Thomson formula, 322
- time dependent Schrödinger equation,
156, 200, 212
- time dilation, 686
- time evolution, xxxiv
- time evolution operator, 200
- time ordering, 223, 712
- time-like 4-vector, 679
- total internal reflection, 542
- total observables, 105
- trace, 48, 647
- trajectory, 206
- transitivity, 20
- transposed matrix, 615
- transposed vector, 614
- transposition, 646
- tree diagram, 325
- trivial representation, 667
- Trouton-Noble paradox, 503
- true vector, 74
- truth function, 28
- truth table, 29

- ultraviolet cutoff, 328, 753
- ultraviolet divergences, 293, 326
- unimodular vector, 638
- unit element, 601

- unitary equivalent representations, 667
- unitary operator, 649
- unitary representation, 667
- universal covering group, 99
- unphys operator, 262

- vacuum polarization, 342
- vacuum subspace, 241
- vacuum vector, 241
- vector, 602, 613
- vector components, 605
- vector product, 620
- velocity, 126
- vertex, 277
- virtual particle, 361

- wave function, 51
- wave function in the momentum representation, 144
- wave function in the position representation, 149
- wave packet, 203
- Wick rotation, 750
- Wigner angle, 141, 164
- Wigner's theorem, 85
- Wilson-Wilson experiment, 510

- zero vector, 603

Index

- < “less than”, 20
- $Sp(\dots, \dots)$, span of subspaces, 41
- $[\dots, \dots]$ Lie bracket, 633
- $[\dots, \dots]$ commutator, 631, 647
- $[\dots, \dots]_P$ Poisson bracket, 209
- \cap , intersection of subspaces, 41
- \circ , 258
- $\not\equiv$ slash notation, 693
- \div , 307
- \leftrightarrow compatibility, 36
- \leq “less than or equal to”, 20
- \perp orthocomplement, 22
- $\tilde{\tau}$ 4-vector, 677
- \underbrace{expr} , 223
- \overline{expr} , 223
- \vee join, 22
- \wedge meet, 21
- $\{\dots, \dots\}$ anticommutator, 245
- $pow(\dots)$, power of operator, 122
- 2-particle potential, 188, 272
- 3-particle potential, 189, 190
- 3-vector, 617
- 4-scalar, 107, 684
- 4-square, 107, 678
- 4-vector, 82, 107, 677, 684

- Abelian group, 602, 603
- aberration, 166
- acceleration, 561
- action integral, 213, 515

- active rotation, 615, 622
- active transformation, 615
- addition of interactions, 191
- adiabatic switching, 226
- adjoint field, 694
- adjoint operator, 646
- Aharonov-Bohm effect, 513
- angular momentum, 104, 116
- annihilation, 590
- annihilation operator, 244, 246
- anticommutator, 264
- antilinear functional, 640
- antilinear operator, 650
- antisymmetric tensor, 633
- antisymmetric wave function, 174
- antiunitary operator, 85, 86, 650
- assertion, 12
- associativity, 21, 22, 601, 603, 625
- atom, 26, 41
- atomic lattice, 26
- atomic proposition, 26

- bare particle, 361, 393
- Barnett experiment, 508
- baryon number, 255, 261
- basic observables, 104
- basis, 605
- Bethe logarithm, 470
- Biot-Savart force law, 491, 500
- Birman-Kato invariance principle, 236
- bispinor representation, 690

- Bohr radius, 405
- Boolean lattice, 40
- Boolean logic, 27, 28, 42
- boost, xxxiii, 66
- boost operator, 93, 100, 104, 120
- bosonic operator, 257
- bosons, 174
- bound field, 535
- bound states, 196
- bra vector, 639
- bra-ket formalism, 639
- Breit-Wigner distribution, 435
- bremsstrahlung, 389
- Brewster angle, 542

- camera obscura, 5, 53
- canonical form of operator, 120
- Casimir operator, 107, 668
- causality, 549, 587
- center of a lattice, 40
- central charges, 93
- characteristic function, 34
- charge conservation law, 255
- circular frequency, 10
- classical logic, 28, 30
- classical mixed state, 35
- closed subspace, 637
- cluster, 187
- cluster separability, 187, 275
- coefficient function, 258
- commutation relations, 247
- commutativity, 21, 22
- commutator, 631, 647
- compatibility, 36
- compatible observables, 14
- compatible propositions, 36
- compatible subspaces, 661
- complete inner product space, 637

- composition of transformations, 65
- compound system, xxx, 170
- Compton scattering, 10, 282, 321, 532
- conjugate field, 694
- connected diagram, 285, 291
- connected operator, 291
- conservation law, 254
- conservative force, 505
- conserved observable, 106, 254
- contact interaction, 402
- continuity equation, 728
- continuous spectrum, xxxii
- contraposition, 23
- coordinates, 614
- corpuscular theory, 5
- Coulomb gauge, 303
- Coulomb potential, 284, 402
- counterterms, 333
- coupling constant, 276
- cover, 26
- creation operator, 244, 246
- cross product, 620
- Cullwick paradox, 516
- current density, 727

- Darwin Hamiltonian, 484
- Darwin potential, 402
- Darwin-Breit potential, 398, 402
- decay law, 414, 685
- decay potential, 261
- decay products, 414
- decay rate, 438
- decomposition of unity, 47, 658
- degenerate eigenvalue, 662
- delta function, 607, 747
- density matrix, 48
- density operator, 48
- diagonal matrix, 644

- diagram, 277
- diffraction, 6
- dimension, 78, 605
- Dirac equation, 710
- Dirac field, 693
- direct product, 34
- direct sum, 657, 668
- disconnected diagram, 285
- discrete spectrum, xxxii
- disjoint propositions, 24
- distributive laws, 28
- distributivity postulate, 17
- Doppler effect, 164, 576
- dot product, 613, 620
- double negation, 23
- double-valued representation, 673
- dressed particle, 361, 372, 393
- dressing transformation, 378
- dual Hilbert space, 171, 639
- dual vector, 640
- duality, 612
- dynamical inertial transformation, 178, 450
- dynamics, 89

- eigenstate, 47
- eigensubspace, 47, 663
- eigenvalue, 46, 653
- eigenvector, 47, 653
- elastic potential, 388
- electric charge, 255
- electric field, 506
- electromagnetic induction, 504
- electron, 133
- electron propagator, 712
- electron self-energy, 339
- elementary particle, 131
- emitting antenna, 540

- energy, 104
- energy function, 259
- energy shell, 259
- energy-momentum 4-vector, 108, 137
- ensemble, 14
- entangled states, 173
- evanescent waves, 544
- event, 554
- expectation value, 51
- experiment, 14

- Faraday's law of induction, 506
- fermions, 174
- Feynman diagram, 316
- Feynman rules, 316
- Feynman-Dyson interaction operator, 313
- Feynman-Dyson perturbation theory, 312
- fine structure, 407
- fine structure constant, xxvi, 347
- Fock space, 239
- force, 486, 561
- forms of dynamics, 179
- front form, 179
- frustrated total internal reflection, 543

- g-factor, 478
- Galilei group, 67
- Galilei Lie algebra, 68
- gamma matrices, 689
- generator, 92, 626, 630
- Gleason theorem, 48
- Gordon identity, 711
- group, 601
- group inversion, 602
- group manifold, 629
- group multiplication, 602

- group product, 601
- gyromagnetic ratio, 478
- Hamilton's equations of motion, 211
- Hamiltonian, 104
- Hamiltonian interaction operator, 313
- Hartman effect, 543
- Heisenberg equation, 101
- Heisenberg Lie algebra, 133, 182, 670
- Heisenberg picture, 89, 101
- Heisenberg uncertainty relation, 204
- helicity, 115, 161
- Hermitian conjugation, 646
- Hermitian operator, 648
- hidden momentum, 517
- Hilbert space, 637
- homopolar generator, 506
- homotopy class, 671
- hydrogen atom, xxxii, 197, 403, 475
- hyperfine structure, 407
- identity matrix, 644
- identity operator, 651
- identity transformation, 65
- implication, 20
- improper state, 144
- index of potential, 257
- induced representation method, 142
- inelastic potential, 388
- inertial frame of reference, xxxiii
- inertial observer, xxxiii
- inertial transformations of observables, xxxiv, 101
- inertial transformations of observers, xxxiii
- infinitesimal rotation, 626
- infinitesimal transformation, 630
- infrared cutoff, 328, 753
- infrared divergences, 326
- inhomogeneous Lorentz group, 74
- inner product, 637
- inner product space, 637
- instant form, 179
- interacting representation, 177
- interaction, 169
- interference, 7, 531
- internal line, 279
- intrinsic angular momentum, 116
- intrinsic properties, 107
- invariant tensor, 619
- inverse element, 601
- inverse matrix, 647
- inverse operator, 647
- irreducible lattice, 40
- irreducible representation, 132, 668
- isolated system, xxx
- Jacobi identity, 633
- join, 22
- Kennedy-Thorndike experiment, 576
- ket vector, 639
- kinematical inertial transformation, 178, 450
- kinetic energy, 402
- Kronecker delta symbol, 616, 619
- laboratory, xxxiii
- Lagrangian, 213
- Lamb shift, 391, 475, 477
- Larmor's formula, 463
- lattice, 22
- lattice irreducible, 40
- lattice reducible, 40
- law of addition of velocities, 106
- length contraction, 557, 685
- lepton number, 255

- less than, 20
- less than or equal to, 20
- Levi-Civita symbol, 619
- Liénard-Wiechert fields, 527
- Lie algebra, 627, 633
- Lie bracket, 633
- Lie group, 629
- lifetime, 438
- line external, 277
- line in diagram, 277
- linear functional, 639
- linear independence, 605
- linear subspace, 606
- little group, 143
- local gauge invariance, 373
- loop, 281, 293
- loop diagram, 325
- loop momentum, 281
- Lorentz group, 80, 681
- Lorentz transformations, 102, 558, 568, 573, 683
- Møller wave operator, 236
- magnetic moment, 478
- magnetic quantum number, 405
- manifest covariance, 577, 684
- many worlds interpretation, 56
- mass, 107, 418
- mass distribution, 423, 425
- mass hyperboloid, 139
- mass operator, 108
- mass shell, 319
- matrix, 644
- matrix element, 642
- maximal proposition, 19
- measurement, xxix
- measuring apparatus, xxix, 56
- meet, 21
- metric tensor, 678
- Michelson-Morley experiment, 576
- minimal proposition, 19
- Minkowski space-time, 684
- mixed product, 621
- mixed state, 49
- momentum, 104
- muon, 132
- neutrino, 133
- neutrino oscillations, 133, 261
- neutron, 132
- Newton's first law, 487
- Newton's second law, 487
- Newton's third law, 487
- Newton-Wigner position operator, 115
- non-conservative force, 505
- non-contradiction, 23, 24
- non-decay probability, 414
- non-interacting representation, 177, 242, 418
- normal order, 256
- null 4-vector, 679
- observable, xxix
- observer, xxxiii
- one-parameter subgroup, 625, 669
- operator, 641
- operator of mass, 108
- operator of time, 579
- orbital angular momentum, 116
- orbital quantum number, 405
- origin, 613
- orthocomplement, 22
- orthocomplemented lattice, 24
- orthogonal complement, 657
- orthogonal matrix, 616
- orthogonal subspaces, 657

- orthogonal vectors, 613, 638
- orthomodular lattice, 40
- orthomodularity, 40
- orthonormal basis, 613, 638
- oscillation potential, 261

- pair annihilation, 389
- pair conversion, 389
- pair creation, 389
- pairing, 279
- partial ordering, 20
- partially ordered set, 20
- particle, xxx
- particle dressed, 372
- particle observables, 245
- particle operators, 245
- particle-wave duality, 11
- passive transformation, 615
- Pauli exclusion principle, 175, 244
- Pauli matrices, 675
- Pauli-Lubanski operator, 109
- perturbation order, 276
- phase space, 30, 31, 34, 206
- phonon, 591
- photon, 10, 164
- photon propagator, 314, 721
- phys operator, 262
- physical equivalence, 232
- physical particle, 361
- physical system, xxix
- pilot wave interpretation, 56
- pion, 132
- Piron's theorem, 43
- Planck constant, 10, 104
- Poincaré group, 79
- Poincaré invariance, 577
- Poincaré Lie algebra, 79
- Poincaré stress, 501

- point form, 179
- Poisson bracket, 209
- polaron, 591
- position operator, 111, 115
- position-time 4-vector, 677
- postulate, 12
- potential, 257
- potential boost, 180
- potential energy, 180
- potential energy density, 301
- power of operator, 122
- preparation device, xxix
- primary term, 121
- principal quantum number, 405
- principal value integral, 433
- principle of causality, 687
- principle of relativity, 62, 63
- probability density, 35, 435
- probability measure, 18, 47
- projection operator, 658
- projective representation, 90
- proposition, 17
- proposition-valued measure, 45
- propositional system, 18
- propositional system quantum, 40
- pseudo-Euclidean metric, 684
- pseudoorthogonal matrix, 680
- pseudoscalar, 74, 109
- pseudoscalar product, 678
- pseudotensor, 74
- pseudovector, 74
- pure quantum state, 49

- QED (quantum electrodynamics), xix
- QFT (quantum field theory), xix
- quantum electrodynamics, 240, 298
- quantum field, 299
- quantum field theory, 298

- quantum logic, 4, 16, 36, 40
- quantum mechanics, 3
- quasiclassical state, 203
- quaternions, 44

- radiation field, 535
- radiation reaction, 389, 531
- radiative corrections, 326
- radiative transitions, 463
- range, 658
- rank, 619
- rank of a lattice, 40
- rapidity, 80
- ray, 41, 49, 86, 606
- receiving antenna, 540
- reduced mass, 404
- reducible lattice, 40
- reducible representation, 132, 668
- reflectivity, 20
- regular operator, 258
- regularization, 328
- relative momentum, 182
- relative position, 182
- relativistic Hamiltonian dynamics, 177
- relativistic quantum dynamics, xxi, 371
- renorm potential, 260
- renormalizability, 359
- renormalization, 326
- renormalization conditions, 328
- representation of group, 667
- representation of Lie algebra, 669
- representations of rotation group, 674
- resonance, 438
- rest mass energy, 108
- Riemann-Lebesgue lemma, 610
- Riesz theorem, 640
- right-handed coordinate system, 613

- RQD (relativistic quantum dynamics), xxi

- S-matrix, 220
- S-operator, 219
- scalar, 602, 615
- scalar product, 613
- scattering equivalence, 231
- scattering phase operator, 224
- scattering states, 226
- Schrödinger cat, 54
- Schrödinger picture, 89, 100
- secondary term, 121
- sector, 240
- self-adjoint operator, 648
- simply connected space, 671
- single-valued representation, 673
- smooth function, 610
- smooth operator, 291
- smooth potential, 188, 275, 291
- space-like 4-vector, 679
- span, 41, 606
- special relativity, 677
- spectral projection, 47, 663
- spectral theorem, 653
- spectrum of observable, xxxii
- spin, 107, 116, 135
- spin operator, 111
- spin-orbit potential, 403
- spin-spin potential, 403
- spin-statistics theorem, 175
- standard momentum, 143, 158, 716
- state, xxix, xxx
- statement, 12
- stationary Schrödinger equation, 195, 404
- step function, 608
- Stone's theorem, 91, 669

- structure constants, 93, 631
- subalgebra, 635
- sublattice, 46
- superselection rules, 242
- symmetric wave function, 174
- symmetry, 20

- T-matrix, 228
- tensor, 618
- tensor product, 171, 176, 641
- tertiary term, 121
- Thomson formula, 322
- time dependent Schrödinger equation, 156, 200, 212
- time dilation, 686
- time evolution, xxxiv
- time evolution operator, 200
- time ordering, 223, 712
- time-like 4-vector, 679
- total internal reflection, 542
- total observables, 105
- trace, 48, 647
- trajectory, 206
- transitivity, 20
- transposed matrix, 615
- transposed vector, 614
- transposition, 646
- tree diagram, 325
- trivial representation, 667
- Trouton-Noble paradox, 503
- true vector, 74
- truth function, 28
- truth table, 29

- ultraviolet cutoff, 328, 753
- ultraviolet divergences, 293, 326
- unimodular vector, 638
- unit element, 601

- unitary equivalent representations, 667
- unitary operator, 649
- unitary representation, 667
- universal covering group, 99
- unphys operator, 262

- vacuum polarization, 342
- vacuum subspace, 241
- vacuum vector, 241
- vector, 602, 613
- vector components, 605
- vector product, 620
- velocity, 126
- vertex, 277
- virtual particle, 361

- wave function, 51
- wave function in the momentum representation, 144
- wave function in the position representation, 149
- wave packet, 203
- Wick rotation, 750
- Wigner angle, 141, 164
- Wigner's theorem, 85
- Wilson-Wilson experiment, 510

- zero vector, 603

