

# Aerosol contents at an altitude of 2 km in central Himalayas

Ram Sagar,<sup>1\*</sup> B. Kumar,<sup>1</sup> P. Pant,<sup>1</sup> U.C. Dumka,<sup>1</sup> K.K. Moorthy<sup>2</sup>  
and R. Sridharan<sup>2</sup>

<sup>1</sup>*State Observatory, Manora Peak, Nainital 263 129, India*

<sup>2</sup>*Space Physics Laboratory, Vikram Sarabhai Space Centre, Thiruvananthapuram 695 022, India*

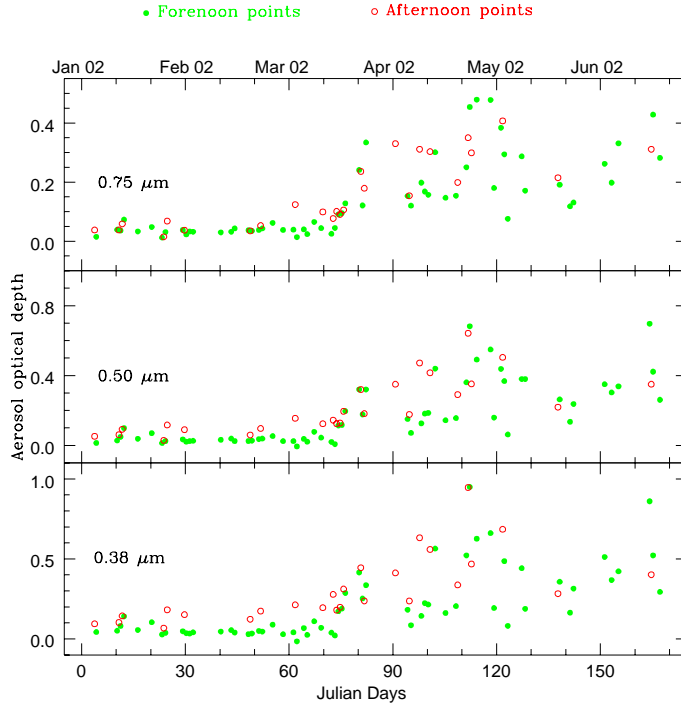
2018 November 16

## 1. Introduction

Aerosols, both natural and anthropogenic, play an important role in the atmospheric science, by imparting radiative forcing and perturbing the radiative balance of the Earth atmosphere system as well as by degrading the environment. To understand the effect of aerosols on our geo/biosphere system, it is essential to characterize their physical and chemical properties regionally because of the regional nature of their properties and the short lifetime (Moorthy et al. 1999, 1989, Satheesh et al. 2001). As most of the aerosol sources are of terrestrial origin the variability of their properties will be very large close to the surface. At higher altitudes, above the mixing region, and in the free troposphere, the aerosol characteristics have a more synoptic perspective; would be indicative of the background level and are useful to understand long-term impacts. Such systematic measurements of aerosols at high altitudes are practically non-existing in India. Realising the potential and need for such studies, an activity has been initiated at Manora Peak, Nainital in the Shivalik Hills of Central Himalayas at an altitude of  $\sim 2$  km. The present paper provides the preliminary results of these aerosol measurements. These daytime measurements are compared with the existing earlier nighttime measurements.

---

\*e-mail: [sagar@upso.ernet.in](mailto:sagar@upso.ernet.in)



**Figure 1.** Temporal variation of the daytime aerosol optical depth.

## 2. Observational data and analysis

The daytime observations for aerosol optical depths were made for 68 clear-sky days during January 2002 to June 2002, with Multi-Wavelength Solar Radiometer (MWR) designed and developed by the Space Physics Laboratory (SPL), Thiruvananthapuram. The MWR was installed at Manora Peak, Nainital (1965 m msl). The instrument provides aerosol spectral optical depth at ten narrow (FWHM of 6 to 10 nm) spectral bands centered at 380, 400, 450, 500, 600, 650, 750, 850, 935, and 1025 nm, by making continuous spectral extinction measurements of directly transmitted solar radiation (Moorthy et al. 1999). The nighttime extinction measurements were carried out regularly at the observatory using broad band (FWHM  $\sim$  60 nm) filters with effective wavelengths around 360, 450 and 550 nm using stellar sources. These measurements are available for about 800 nights between 1964 to 1988 (Kumar et al. 2000).

Each set of MWR observation comprises time measured with seconds accuracy and the output voltage  $V_\lambda$ . The data are recorded from morning to evening and optical depths are estimated following the Langley technique (Moorthy et al. 1999). A preliminary analysis of the aerosol measurements indicated the occurrence of different least squares fit

to the data on several days, with different slopes for the forenoon (FN) and afternoon (AN) parts of the same day implying different optical depths. As such, these data were analysed separately and in total we have 90 data sets spanning over the 68 observation days spread over nearly 6 months.

### 3. Results and discussions

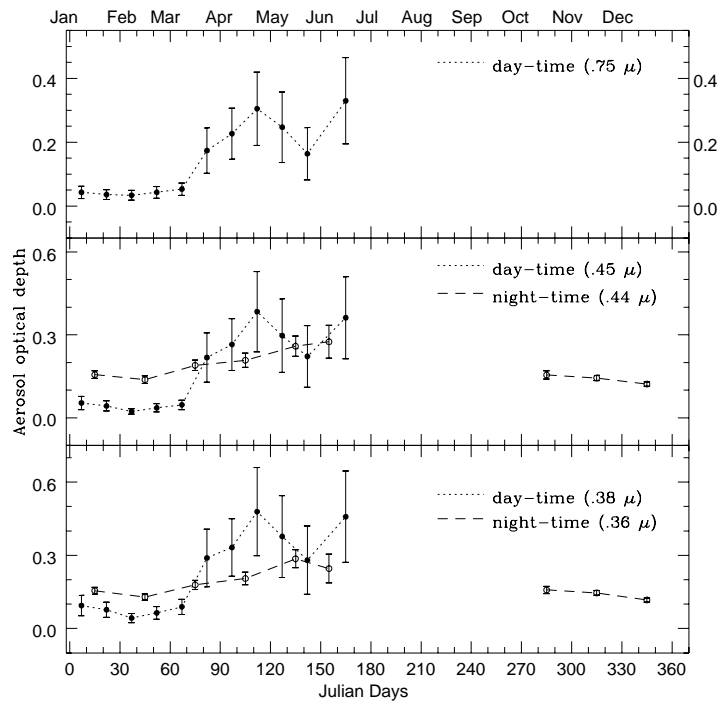
The temporal variation of the daytime aerosol optical depths estimated using the MWR are shown in Fig. 1 as a function of the Julian days. Except a few days in April, FN AODs are lower by 0.02 to 0.2 than the corresponding AN values. With a view to examine the temporal variation with the earlier nighttime values, the archived nighttime aerosol measurements (broad bands) at  $0.36 \mu\text{m}$  and  $0.44 \mu\text{m}$ , were used. The individual values were grouped into fortnightly ensembles and averaged separately for the daytime data (at 380 nm and 450 nm) and nighttime data (at 360 nm and 440 nm). The temporal variations are shown in Fig. 2; on the top panel of which the AOD at 750 nm from MWR are also given. The wavelength dependence of aerosol optical depths in different months for the MWR data is plotted in Fig. 3.

The primary features of the aerosol optical depths (Fig. 1) are (i) low values in winter; (ii) a rather spontaneous increase from spring and (iii) reaching a peak by summer; when the AOD values are nearly 4 times the winter values. The increase is more spontaneous at the longer wavelengths ( $0.75 \mu\text{m}$ ), while at the shorter wavelengths it is more gradual. This is attributed to increased convective activity in summer taking place in the lower plains due to increased solar heating and the resulting aerosols are lifted to higher altitudes by turbulent exchange. As the turbulence increases towards summer, even larger particles are lifted up causing a spontaneous increase in the AOD at the long wavelength also. Another feature, the FN AOD being lower than the AN values, arises due to the environmental difference; in the FN, the solar ray path is primarily through the cleaner mountain ranges in the east whereas in the evening the dusty and inhabited valley intercepts the ray path. Both the daytime and nighttime AOD's show similar trends; except that the nighttime AOD's tend to be higher than the daytime counter parts during winter and vice versa in summer. This aspect and its relation to the micrometeorology as well as the effect of the bandwidth need further investigation.

### Acknowledgements

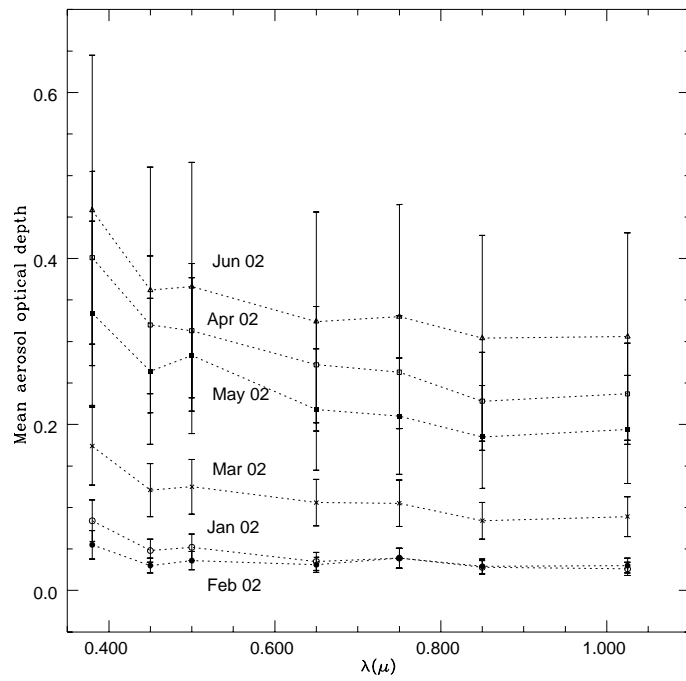
The authors thank the technical staff of the State Observatory, Nainital for providing valuable help during observations.

### References



**Figure 2.** Temporal variation of mean aerosol optical depths during the year at Nainital.

- [1] Kumar B., Sagar R., Rautela B.S., Srivastava J.B. and Srivastava R.K., 2000, *Bull. Astron. Soc. India*, **28**, 675.
- [2] Moorthy K.K., Nair P.R., Murthy B.V.K., 1989, *Ind. J. Rad. Space Phy.*, **18**, 194.
- [3] Moorthy K.K. et al., 1999, *Aerosol Climatology over India*, 1 - ISRO GBP MWR Network and Database, ISRO GBP SR-03-99.
- [4] Satheesh S.K., Moorthy K.K., Das I., 2001, *Current Science*, **81**, 1618.



**Figure 3.** Wavelength dependence of the aerosol optical depth.