

Shape coexistence in $N = 14$ isotones: ^{19}B , ^{24}Ne and ^{28}Si

Y. Kanada-En'yo

*Institute of Particle and Nuclear Studies,
High Energy Accelerator Research Organization,
Tsukuba 305-0801, Japan*

Shape coexistence problems in $N = 14$ isotones are studied with a microscopic method of antisymmetrized molecular dynamics. The present calculations reproduce features of deformation in ^{28}Si , and predict possible shape coexistence of neutron density in neutron-rich nuclei (^{19}B and ^{24}Ne). We also systematically study the structures of the ground and excited states, and the molecular resonances of ^{28}Si . Besides the shape coexistence in the low-energy region, the results indicate the high-lying levels with α -cluster and $^{12}\text{C}+^{16}\text{O}$ molecular structures in ^{28}Si , which are consistent with the observed spin-assigned resonances. The resonance states above the threshold energies are connected with the low-lying deformed states from a view point of molecular excitation by discussing inter-cluster wave functions.

I. INTRODUCTION

Shape coexistence phenomena have been suggested in many *sd*-shell nuclei [1]. One of the famous shape coexistence has been known in ^{28}Si , in which the structure of the ground band is oblate, and an excited band starting from a 0_3^+ state at 6.691 MeV is considered to be a prolately deformed band. On the other hand, resonances in the $^{12}\text{C}+^{16}\text{O}$ (C-O) excitation functions have been experimentally observed in the elastic, inelastic, other exit channels and fusion cross sections [3,4,5,6]. These molecular resonances lie in the excitation energy region ~ 30 -50 MeV in ^{28}Si . Another group of levels in the excitation energy region from 18 to 30 MeV observed in α transfer reactions [8] indicates an α -cluster structure of ^{28}Si .

The first subject in the present paper is the shape coexistence in $N = 14$ isotones. It is a challenging problem whether or not shape coexistence is found in unstable $N = 14$ nuclei. The second subject is systematic study on structures and cluster behaviour of the excited states of in ^{28}Si including the high-lying molecular resonances. There were many theoretical efforts for study on the ^{28}Si structures. For example, the shape coexistence in the low-energy region was studied with mean field approaches and 7α cluster models [9], while the molecular resonances were discussed with C-O cluster models [6,7]. However we have not comprehended features of those rotational bands observed in the wide energy interval. In the present paper, we systematically study the shape coexistence and the molecular resonant features in ^{28}Si . We apply a microscopic method of antisymmetrized molecular dynamics (AMD) [10,11].

II. FORMULATION

An AMD wave function is a Slater determinant of Gaussian wave packets;

$$\Phi_{AMD} = \frac{1}{\sqrt{A!}} \mathcal{A}\{\varphi_1, \varphi_2, \dots, \varphi_A\}, \quad (1)$$

$$\varphi_i = \phi_{\mathbf{Z}_i} \chi_i \tau_i : \quad \phi_{\mathbf{Z}_i}(\mathbf{r}_j) \propto \exp\left[-\nu(\mathbf{r}_j - \frac{\mathbf{Z}_i}{\sqrt{\nu}})^2\right], \quad (2)$$

where the centers of Gaussians (\mathbf{Z}_i) are complex variational parameters. In the present paper, the intrinsic spin and isospin part $\chi_i \tau_i$ is fixed to be a up/down proton or neutron. In order to obtain an intrinsic wave function of a level, We vary the parameters \mathbf{Z}_i to minimize the energy expectation value for the parity eigen-state projected from a Slator AMD wave function by using a frictional cooling method. After the energy variation, we perform total angular momentum projection.

For the study of highly excited states, we apply the AMD method with constraint. In the present calculations, we adopt the constraint on total principal quanta $\hat{N} = n_x + n_y + n_z$ of the spherical harmonic oscillator. After the energy variation (variation with the constraint $\hat{N} = W$ after parity projection), we superpose the spin-parity projected states to diagonalize the Hamiltonian and norm matrixes with respect to the generator coordinate W .

III. RESULTS

We studied the structures of $N = 14$ isotones: ^{28}Si , ^{19}B , and ^{24}Ne . The adopted interactions in the present work are the central force of the modified Volkov No.1 [12] with case 3 ($m = 0.62$), the spin-orbit force of G3RS [13] ($u_1 = -u_2 = 2800$ MeV) and the Coulomb force. We choose an optimum width parameter (ν) for the Gaussians of the single-particle wave functions of each nucleus.

A. Shape coexistence in $N = 14$ isotones

We study the normal parity states of ^{28}Si , ^{19}B and ^{24}Ne with simple AMD calculations (parity projection before variation and angular momentum projection after variation). The ground band of ^{28}Si is known to be oblate, while the excited rotational band starting from a 0_3^+ state at 6.6914 MeV is considered to be prolate. Many studies with 7α -cluster models failed to describe the large energy interval between the oblate and prolate states. In the present AMD calculations, we obtained two local minima with oblate and prolate deformation. The important point in the AMD results is that we can reproduce the large excitation energy of the prolate state because of the energy gain of the spin-orbit force.

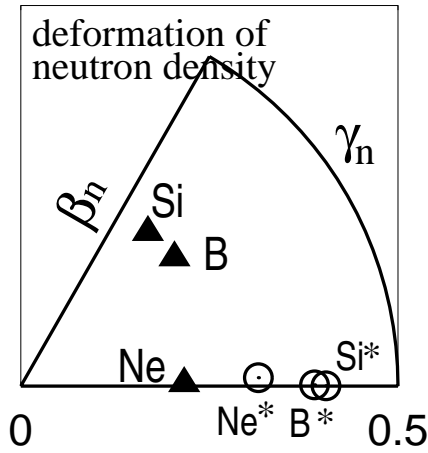


FIG. 1. Deformation parameters for neutron density.

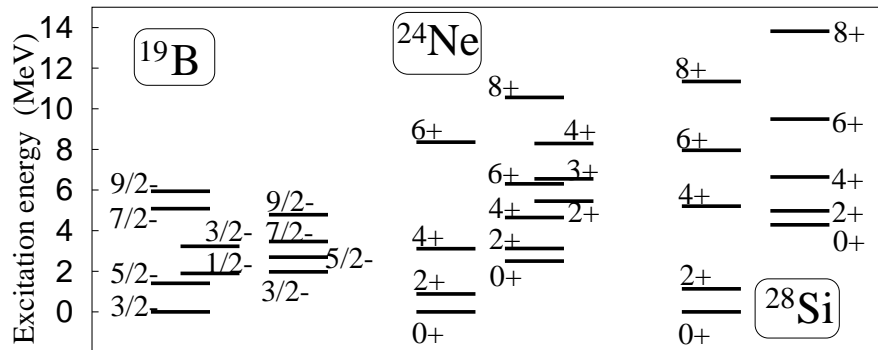


FIG. 2. Excitation energies of normal parity states in ^{19}B , ^{24}Ne and ^{28}Si calculated with simple AMD.

In the calculated results of ^{19}B , we also found two local minima with oblate and prolate deformation of neutron density as seen in Fig.1 for the deformation parameters. The present calculations suggest an oblate ground state and a prolate excited state as well as ^{28}Si , though excited states in ^{19}B have not been experimentally measured

yet. In the calculated prolate states with a few MeV excitation, it was found that a cluster structure like ${}^8\text{He}+{}^{11}\text{Li}$ develops. The deformation parameters for proton density are $\beta_p = 0.3$ in the oblate state, and $\beta_p = 0.4$ in the prolate state. It means that the proton matter shape in ${}^{19}\text{B}$ correlates with the deformation of neutron density. Therefore measurement of Q -moment will be a good probe to know the deformation of ${}^{19}\text{B}$. Since the calculated Q -moments qualitatively depend on the adopted forces, systematic analysis of Q -moments along B isotopes is rather helpful. In the present calculations, the Q -moment of the oblate $3/2^-$ state of ${}^{19}\text{B}$ is almost same as or even less than that of ${}^{17}\text{B}$, while that of the prolate $3/2^-$ state of ${}^{19}\text{B}$ is 20 % larger than ${}^{17}\text{B}$.

In ${}^{24}\text{Ne}$, two local minima were found, however, the features of deformation are different from those in ${}^{28}\text{Si}$ and ${}^{19}\text{B}$. That is to say, both minima have prolate deformation of neutron density. The smaller prolate deformation is lowest, while deformation is larger in the excited band. Since the lowest state with smaller deformation gains the spin-orbit force, we consider that it has an analogous neutron structure with those in the oblate states in ${}^{19}\text{B}$ and ${}^{28}\text{Si}$. The reason for the small prolate deformation in ${}^{24}\text{Ne}$ is a trend of the prolately deformed proton structure in Ne isotopes. Another interesting feature of shape in ${}^{24}\text{Ne}$ is a discrepancy between proton(β_p) and neutron(β_n) deformation in the ground band: $\beta_p = 0.3$ and $\beta_n = 0.2$. The theoretical value of $B(E2; 2_1^+ \rightarrow 0_1^+)$ for protons(neutrons) is $B_p(E2) = 37$ e^2fm^4 ($B_n(E2) = 38$ e^2fm^4). In spite of the large number of valence neutrons, the strength for neutrons $B_n(E2)$ is not so large, which is caused by the small deformation of the neutron density.

B. Structure of ${}^{28}\text{Si}$

We studied the structure of the ground, excited and molecular resonant states with AMD calculations with constraint on the principal quanta of the spherical harmonic oscillator $\hat{N} = W$. With a given value W and each parity, we performed energy variation and find some local minima, which are based on the coexisting minima in the low-energy region. Concerning the superposition of the obtained states, we chose 23 AMD wave functions as base states in the diagonalization for each parity.

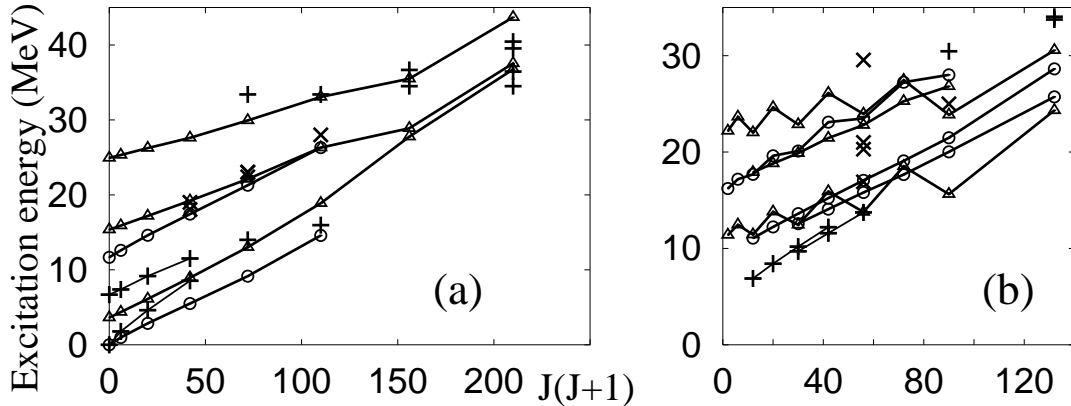


FIG. 3. Excitation energies of ${}^{28}\text{Si}$. Circles(triangles) indicate the calculated levels in the group of the oblate(prolate) states. Symbols (\times , $+$) are for the experimental levels.

By analyzing the amplitudes of the base states after diagonalization, we can classify many of the excited states into two groups. The first group consists of prolate states, while the second group is a family based on oblate states. In the first group of prolately deformed states with positive parity, we found three rotational $K^\pi = 0^+$ bands which are regarded as members of C-O molecular bands. The calculated lowest band well corresponds to the observed prolate band starting at 6.69 MeV. The second and third bands are the higher excited bands with molecular excitation in the inter-cluster motion. These are actually dominated by ${}^{12}\text{C}$ and ${}^{16}\text{O}$ cluster states. In the extracted inter-cluster wave functions between the SU_3 limit $C_{g,s}$ and $O_{g,s}$ clusters, it was found that the lowest band has the minimum number $n_0 = 8$ of nodes in Pauli allowed states, while the relative motion in the second and third bands have 9 and 10 nodes, respectively. In the energy region around the third bands, there exist many experimental levels with the C-O molecular resonant behaviour [3,4,5,6]. In the negative parity states with prolate deformation, we found three-body cluster features consisting of C- α -C structure. As a result, two rotational bands with $K^\pi = 1^-$ consist of the axial asymmetric C- α -C structure. The three-body(C- α -C) cluster features have been studied with a model of three structure-less clusters [14].

In the family of oblate states, the calculated results indicate exotic shapes in the negative parity states belonging to low-lying $K^\pi = 3^-$ and 5^- bands. For example, a pentagon shape composes the $K^\pi = 5^-$ band. The results well correspond to the experimental energy levels and strength of in-band $E2$ transitions of the $K^\pi = 3^-, 5^-$ bands [2]. In the positive parity states, the calculated lowest band has oblate deformation which is consistent with the experimental feature of the ground band. Above the ground band, a band with Mg- α cluster structure appears at about 10 MeV excitation energy. The moment of inertia of this band is lower (with a rotational parameter $\hbar^2/2I \sim 130$ keV) than the second and third C-O molecular bands ($\hbar^2/2I \sim 99$ and 74 keV). This excited band is considered to be a higher band with molecular excitation in the Mg- α channel based on the oblate ground band. In other words, an α cluster in the ground state comes outward to make a higher nodal relative motion between the α and the Mg core. Around the corresponding excitation energy, there is a group of the experimental levels observed in α transfer reactions [8].

IV. SUMMARY

We investigated the structure of $N = 14$ isotones with the method of antisymmetrized molecular dynamics. Shape coexistence of neutron density was theoretically suggested in the low-energy region of ^{19}B and ^{24}Ne .

We also performed systematic study of the ground, excited states and molecular resonant states in ^{28}Si . Molecular resonant states appear in the C-O channels due to the excitation of the inter-cluster motion. The C-O resonances can be connected with the lowest prolate band. The other resonances in the Mg- α channel are obtained at about 10 MeV excitation. They are considered to be the other molecular excited states based on the oblate structure in the ground band. We also found the C- α -C behaviour in the negative parity bands. In the high-lying states, the molecular states with inter-cluster excitation were found in various kinds of channels, which are based on the coexisting deformed states in the low energy region. It is an interesting future problems to search for molecular states in unstable sd -shell nuclei.

ACKNOWLEDGMENTS

The computational calculations in this work were supported by the Supercomputer Project of High Energy Accelerator Research Organization(KEK), and Institute of Physical and Chemical Research (RIKEN).

-
- [1] J. L. Wood, K. Heyde, W. Nazarewicz, and P. v. D. M. Huyse, Phys. Rep. **215**,101 (1992).
 - [2] F. Glatz, et. al, Z. Phys. **A 303** 239 (1981).
 - [3] D. R. James et. al, Nucl. Phys. **A274**, 177 (1976).
 - [4] P.Charles et. al, Phys. Lett. **62B**, 289 (1976).
 - [5] H. Frölich, et. al, Phys.Lett. **64B**, 408 (1976).
 - [6] D. Baye and P.-H. Heenen, Nucl.Phys. **A283**, 176 (1977), and references in.
 - [7] K. Kato, S. Okabe and Y. Abe, Prog.Theor.Phys. **74**, 1053 (1985).
 - [8] K. P. Artemov, et. al, Sov. J. Nucl. Phys. **51** 777 (1990).
 - [9] W. Bauhoff, H. Schultheis and R. Schultheis, Phys. Rev. **C26**, 1725 (1982).
 - [10] Y. Kanada-En'yo and H. Horiuchi, Prog. Theor. Phys. **93**, 115 (1995).
 - [11] Y. Kanada-En'yo, A. Ono, and H. Horiuchi, Phys. Rev. C **52**, 628 (1995); Y. Kanada-En'yo and H. Horiuchi, Phys. Rev. C **52**, 647 (1995).
 - [12] T. Ando, K.Ikeda, and A. Tohsaki, Prog. Theor. Phys. **64**, 1608 (1980).
 - [13] N. Yamaguchi, T. Kasahara, S. Nagata, and Y. Akaishi, Prog. Theor. Phys. **62**, 1018 (1979); R. Tamagaki, Prog. Theor. Phys. **39**, 91 (1968).
 - [14] H. J. Wiebicke and M. V. Zhukov, Nucl. Phys. **A351**, 321 (1981).