

# Formation Of Quark Matter In Neutron Stars

S. C. Phatak

*Institute of Physics, Bhubaneswar 751 005, India*

P. K. Sahu

*INFN, Sezione di Catania, 57 Corso Italia, I-95129 Catania, Italy*

At very large densities and/or temperatures a quark-hadron phase transition is expected to take place. Simulations of QCD on lattice at zero baryon density indicate that the transition occurs at  $T_c \sim 150 - 170$  MeV. The calculations indicate that transition is likely to be second order or a cross over phenomenon. Although the lattice simulations have not given any indication on when the transition occurs at nonzero baryon density, the transition is expected to occur around the densities of few times nuclear matter density. Also, there is a strong reason to believe that the quark matter formed after the phase transition is in colour superconducting phase. The matter densities in the interior of neutron stars are expected to be several times the nuclear matter density and therefore the neutron star cores may possibly consist of quark matter. One then expects that this quark matter is formed during the collapse of supernova. Starting with the assumption that the quark matter, when formed consists of predominantly u and d quarks, we consider the evolution of strange quarks by weak interactions in the present work. The reaction rates and time required to reach the chemical equilibrium are computed here. Our calculations show that the chemical equilibrium is reached in about  $10^{-7}$  seconds. Further more during and immediately after the equilibration process enormous amount of energy is released and copious numbers of neutrinos are produced. We show that for reasonable models of nuclear equations of state the amount of energy released could be as high as  $10^{53}$  ergs and as many as  $10^{58}$  neutrinos may be emitted during the quark matter formation.

PACS: 24.85.+p, 97.60.Jd, 26.50.+x

## I. INTRODUCTION

When the nuclear matter is compressed and/or heated, it is expected to undergo hadron-quark phase transition with the phase at higher densities or temperatures consisting of deconfined quarks and gluons. A schematic phase diagram for this transition is shown in Fig(1). Although the idea of quark-hadron phase transition is, by now, widely accepted, the details of the transition are not yet completely understood. Recent lattice-QCD calculations [1] show that for three flavour matter, the transition temperature at zero baryon chemical potential ( or baryon density ) is about 170 MeV. These calculations also show that at the transition point, the system consists of deconfined but strongly interacting quarks and gluons and only when the temperature reaches 230 MeV and above the interactions between quarks and gluons become weak and the matter can be regarded as ( almost ) free quarks and gluons. Above this temperature the energy density and pressure start approaching the value for the gas of non-interacting relativistic particles. The lattice calculations indicate that at the transition temperature the energy density is around  $0.6 \text{ GeV}/\text{fm}^3$  and when the temperature reaches 230 MeV or so the energy density is around  $3 \text{ GeV}/\text{fm}^3$  [1]. Note that, according to earlier estimates [2] of the energy density at the transition temperature was expected to be higher at  $2 \text{ GeV}/\text{fm}^3$ , which is 3 to 4 times larger than the current lattice estimate. Depending on the mass of the strange quark, the phase transition may be second order or cross-over phenomenon. It is expected that when the baryon chemical potential is increased from zero, at some point a tricritical point is reached and beyond that point the transition is expected to be first order. At present, the lattice QCD calculations are not in position tell much about the chemical potential or baryon density at which the transition takes place when the temperature is small. However, it is reasonable to assume that the energy density at which the phase transition occurs does not depend sensitively on the temperature or chemical potential. In that case, at small temperatures the baryon density at the transition is expected to be around 3-5 times nuclear matter density [3].

Recent theoretical investigations have [4] shown that, because of attractive quark-quark interaction in isospin-singlet and colour- $\bar{3}$  channel, the quark matter, after the phase transition, should be in colour-superconducting phase. The Cooper pairs of the colour-superconducting phase will have diquark structure with the colour being in  $\bar{3}$  channel. Although the details of the colour-superconducting phase are not yet known it is expected that the superconducting gap should be tens of MeV and therefore the colour superconductivity should persists at temperatures of tens of MeV. This is likely to have interesting consequences on the cooling of neutron stars. In particular, if the superconducting

gap is tens of MeV, the elastic scattering of neutrinos from the quarks will be suppressed and this will make the quark matter transparent to neutrinos. We shall come to this point later.

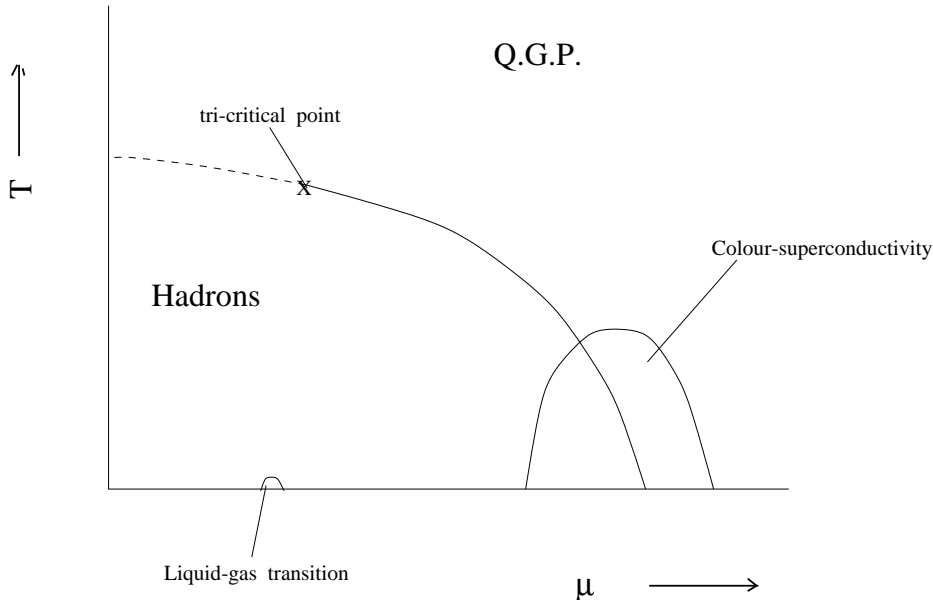


FIG. 1. The schematic phase diagram

The preceding discussion implies that the nuclear matter is likely to undergo hadron-quark phase transition when the nuclear densities increase above  $3 - 5 \times \rho_{NM}$  where  $\rho_{NM}$  is the equilibrium nuclear matter density ( $0.17 fm^{-3}$ ). Calculations based on a widely different nuclear equations of state [5] show that the baryon number densities in the cores of neutron stars are quite large (7 times  $\rho_{NM}$  or larger) and therefore it is reasonable to expect that the cores of the neutron stars would consist of quark matter. In the present work, we shall be investigating the details of the formation of the quark matter in such situations. In particular, we shall be considering the scenario where the baryonic matter at the phase transition contains few strange particles and therefore after the transition the quark matter will consist of predominantly u and d quarks. This is not a chemically equilibrated configuration of the quark matter. This can be understood as follows. At the transition point, the matter will predominantly consist of d and u quarks and some electrons, with d quark density being roughly two times u quark density and practically no s quarks. Thus d and u quark chemical potentials will be large (much larger than the s quark mass). As a result, it would be energetically favourable for the d quarks at the Fermi surface to decay into s quarks by weak interaction till chemical equilibrium between d and s quarks is reached. At the chemical equilibrium, the chemical potentials of the three quark species will be almost equal. Further more, since the baryon density of the quark matter is larger than  $3-5 \times \rho_{NM}$ , the chemical potentials of the quarks will be large in comparison with the quark masses. This implies that the densities of the quarks of three flavours will be almost equal. Therefore, the strangeness fraction (defined as the ratio of strangeness density to baryon number density) would be close to unity in the quark matter. On the other hand, the strangeness fraction is expected to be close to zero in the hadronic phase [6]. Thus, the quark matter formation in neutron stars should be associated with the generation of strangeness.

In addition to the production of strangeness the equilibration process will liberate considerable amount of energy which will result in the increase in the temperature of the quark matter. The reason for this is the fact that the weak interaction reactions will be converting the d quarks having large energy (since these are at the Fermi surface) to s quarks having small energies since the initial Fermi momentum of d quarks is much larger than the Fermi momentum of s quarks. The difference in the energies of the d and s quarks will go into raising of the temperature the quark matter. In addition, the semi-leptonic weak interactions, which will be occurring during the chemical equilibration will produce a large number of neutrinos. Further more, after the chemical equilibration, the semi-leptonic weak reactions are expected to continue and contribute to the cooling of the quark matter by losing energy to the outgoing neutrinos. In the present work, we have computed the different weak reaction rates which are responsible for the chemical equilibration process. Using these reaction rates the chemical equilibration time, change in the temperature and pressure of the quark matter and the number of neutrinos produced during equilibration are calculated. In our calculations the reaction rates are computed using standard weak interaction theory and we have assumed that the constituents of the quark matter are in thermal equilibrium during the chemical equilibration process. This is a reasonable assumption since the chemical equilibration process is due to weak interaction where as the thermal

equilibration is achieved by strong and electromagnetic interactions which have larger reaction rates.

The paper is organized as follows. In Section II, the reaction rates for different weak interactions are computed and the evolution equations for densities of different constituents of the quark matter are defined. The expression for neutrino emission rates, rate of change of pressure, internal energy and energy liberation into neutrinos are also given in Section II. In Section III the results of the computations are presented and discussed. Finally the implications of these results on supernova collapse is discussed in Section IV.

## II. WEAK INTERACTION RATES

As mentioned in the preceding Section, when the transition from hadron to quark matter takes place in stellar object ( a neutron star or a proto-neutron star formed during the collapse of a white dwarf ), the quark matter predominantly consists of u and d quarks, apart from some electrons and gluons if the temperature of the star is large. Particularly, the s quark density is small when the transition takes place. Generally, the temperature to be few tens of MeV in a proto-neutron star and less than 0.1 MeV for neutron stars at the transition. As a result, the gluons are not expected to play an important role. To begin with, we assume the baryon density (  $\rho_B$  ) to be same as that before the phase transition [7]. The u and d quark and electron densities are determined from baryon density, charge neutrality and  $\beta$ -equilibrium ( among u, d quarks and electrons ):

$$\begin{aligned} \frac{1}{3}(\rho_d + \rho_u) &= \rho_B \\ \frac{2}{3}\rho_u - \frac{1}{3}\rho_d - \rho_e &= 0 \\ \mu_d &= \mu_u + \mu_e. \end{aligned} \quad (1)$$

Here  $\mu_i$  is the chemical potential of the particle species  $i$  and the particles are assumed to have Fermi distribution  $F(\epsilon_i, \mu_i, T) = \frac{1}{e^{(\epsilon_i - \mu_i)/T} + 1}$  with  $\epsilon_i$  and  $\mu_i$  being the energy and chemical potential of the particle of species  $i$  and  $T$  the temperature. If the strange particle density is assumed to be nonzero before the transition, the initial strange quark density is determined so that the strangeness fraction after the transition is same as that before the transition. Then the charge conservation and baryon number density conservation equations above get modified to include s quarks.

The chemical equilibration is reached by the weak interactions among the quarks and electrons. These are:

$$d + u \leftrightarrow s + u \quad (2)$$

$$d(s) + e^+ \rightarrow u + \bar{\nu}_e \quad (3)$$

$$u + e^- \rightarrow d(s) + \nu_e. \quad (4)$$

The first reaction above is nonleptonic weak reaction and it does not involve neutrino emission. The neutrinos are emitted in other two reactions. Note that both electrons and positrons are included in the reactions above since the temperature of the matter is generally larger than the electron mass and generally the electron chemical potential is less than the temperature. In addition, one also has reactions which have three body final state:

$$d(s) \rightarrow u + e^- + \bar{\nu}_e \quad (5)$$

$$u \rightarrow d(s) + e^+ \nu_e. \quad (6)$$

It turns out that the reaction rates of the last two reactions are much smaller. We therefore do not include these reactions in our calculations.

Using the standard V-A theory of the weak interactions [10], the transition matrix elements for these reactions can be calculated. One can then compute the reaction rates by integrating the square of the transition matrix element over the momenta of the particles involved in the reaction, average over the spins of incident particles and sum over the spins of product particles. After some integrations the reaction rates can be written in the form

$$\begin{aligned} R_{d \rightarrow s}(t) &= \frac{18G_F^2 \sin^2 \theta_c \cos^2 \theta_c}{(2\pi)^5} \int dp_d dp_{u_1} dp_{u_2} dp_s p_d p_{u_1} p_{u_2} p_s \delta(\epsilon_d + \epsilon_{u_1} - \epsilon_s - \epsilon_{u_2}) \\ &F(\epsilon_d, \mu_d, T) F(\epsilon_{u_1}, \mu_u, T) \left(1 - F(\epsilon_s, \mu_s, T)\right) \left(1 - F(\epsilon_{u_2}, \mu_u, T)\right) \\ &\int_{\min\{p_d + p_{u_1}, p_s - p_{u_2}\}}^{\max\{|p_d - p_{u_1}|, |p_s - p_{u_2}|\}} dP \left(1 + \frac{p_d^2 + p_{u_2}^2 - P^2}{2\epsilon_d \epsilon_{u_2}}\right) \left(1 + \frac{p_s^2 + p_{u_1}^2 - P^2}{2\epsilon_s \epsilon_{u_1}}\right) \end{aligned} \quad (7)$$

$$\begin{aligned}
R_{s \rightarrow d}(t) &= \frac{18G_F^2 \sin^2 \theta_c \cos^2 \theta_c}{(2\pi)^5} \int dp_d dp_{u_1} dp_{u_2} dp_s p_d p_{u_1} p_{u_2} p_s \delta(\epsilon_s + \epsilon_{u_1} - \epsilon_d - \epsilon_{u_2}) \\
&\quad F(\epsilon_s, \mu_s, T) F(\epsilon_{u_1}, \mu_{u_1}, T) \left(1 - F(\epsilon_d, \mu_d, T)\right) \left(1 - F(\epsilon_{u_2}, \mu_{u_2}, T)\right) \\
&\quad \int_{\max\{|p_s - p_{u_1}|, |p_d - p_{u_2}|\}}^{\min\{p_s + p_{u_1}, p_d - p_{u_2}\}} dP \left(1 + \frac{p_s^2 + p_{u_2}^2 - P^2}{2\epsilon_s \epsilon_{u_2}}\right) \left(1 + \frac{p_d^2 + p_{u_1}^2 - P^2}{2\epsilon_d \epsilon_{u_1}}\right)
\end{aligned} \tag{8}$$

$$\begin{aligned}
R_{d \rightarrow u}(t) &= \frac{6G_F^2 \cos^2 \theta_c}{(2\pi)^5} \int dp_d dp_{e^+} dp_u dp_\nu p_d p_{e^+} p_u p_\nu \delta(\epsilon_d + \epsilon_{e^+} - \epsilon_u - \epsilon_\nu) \\
&\quad F(\epsilon_d, \mu_d, T) F(\epsilon_{e^+}, \mu_{e^+}, T) \left(1 - F(\epsilon_u, \mu_u, T)\right) \\
&\quad \int_{\max\{|p_d - p_{u_1}|, |p_s - p_{u_2}|\}}^{\min\{p_d + p_{u_1}, p_s - p_{u_2}\}} dP \left(1 + \frac{p_d^2 + p_{u_2}^2 - P^2}{2\epsilon_d \epsilon_{u_2}}\right) \left(1 + \frac{p_s^2 + p_{u_1}^2 - P^2}{2\epsilon_s \epsilon_{u_1}}\right)
\end{aligned} \tag{9}$$

$$\begin{aligned}
R_{s \rightarrow u}(t) &= \frac{6G_F^2 \cos^2 \theta_c}{(2\pi)^5} \int dp_s dp_{e^+} dp_u dp_\nu p_s p_{e^+} p_u p_\nu \delta(\epsilon_s + \epsilon_{e^+} - \epsilon_u - \epsilon_\nu) \\
&\quad F(\epsilon_s, \mu_s, T) F(\epsilon_{e^+}, \mu_{e^+}, T) \left(1 - F(\epsilon_u, \mu_u, T)\right) \\
&\quad \int_{\max\{|p_d - p_{u_1}|, |p_s - p_{u_2}|\}}^{\min\{p_d + p_{u_1}, p_s - p_{u_2}\}} dP \left(1 + \frac{p_d^2 + p_{u_2}^2 - P^2}{2\epsilon_d \epsilon_{u_2}}\right) \left(1 + \frac{p_s^2 + p_{u_1}^2 - P^2}{2\epsilon_s \epsilon_{u_1}}\right)
\end{aligned} \tag{10}$$

$$\begin{aligned}
R_{u \rightarrow d}(t) &= \frac{6G_F^2 \sin^2 \theta_c}{(2\pi)^5} \int dp_d dp_{e^+} dp_u dp_\nu p_d p_{e^+} p_u p_\nu \delta(\epsilon_u + \epsilon_{e^-} - \epsilon_d - \epsilon_\nu) \\
&\quad F(\epsilon_u, \mu_u, T) F(\epsilon_{e^-}, \mu_{e^-}, T) \left(1 - F(\epsilon_d, \mu_d, T)\right) \\
&\quad \int_{\max\{|p_d - p_{u_1}|, |p_s - p_{u_2}|\}}^{\min\{p_d + p_{u_1}, p_s - p_{u_2}\}} dP \left(1 + \frac{p_d^2 + p_{u_2}^2 - P^2}{2\epsilon_d \epsilon_{u_2}}\right) \left(1 + \frac{p_s^2 + p_{u_1}^2 - P^2}{2\epsilon_s \epsilon_{u_1}}\right)
\end{aligned} \tag{11}$$

$$\begin{aligned}
R_{u \rightarrow s}(t) &= \frac{6G_F^2 \sin^2 \theta_c}{(2\pi)^5} \int dp_s dp_{e^+} dp_u dp_\nu p_s p_{e^+} p_u p_\nu \delta(\epsilon_u + \epsilon_{e^-} - \epsilon_s - \epsilon_\nu) \\
&\quad F(\epsilon_u, \mu_u, T) F(\epsilon_{e^-}, \mu_{e^-}, T) \left(1 - F(\epsilon_s, \mu_s, T)\right) \\
&\quad \int_{\max\{|p_d - p_{u_1}|, |p_s - p_{u_2}|\}}^{\min\{p_d + p_{u_1}, p_s - p_{u_2}\}} dP \left(1 + \frac{p_d^2 + p_{u_2}^2 - P^2}{2\epsilon_d \epsilon_{u_2}}\right) \left(1 + \frac{p_s^2 + p_{u_1}^2 - P^2}{2\epsilon_s \epsilon_{u_1}}\right).
\end{aligned} \tag{12}$$

Here the Fermi distribution function  $F$  ensures that the particles before the reaction are in the Fermi sea and the produced particles are above the Fermi sea. The constants  $G_F$  and  $\theta_c$  are the weak interaction ( Fermi ) constant and Cabibo angle respectively. In the calculation of the reaction rates we have assumed that the neutrinos produced in the reaction leave the reaction region and therefore their chemical potential is taken to be zero. The knowledge of the reaction rates allows us to compute the rate of change of densities of various particle species:

$$\frac{d\rho_d}{dt} = R_{sd} - R_{ds} + R_{ud} - R_{du} \tag{13}$$

$$\frac{d\rho_u}{dt} = R_{du} - R_{ud} + R_{su} - R_{us} \tag{14}$$

$$\frac{d\rho_s}{dt} = -R_{sd} + R_{ds} + R_{us} - R_{su} \tag{15}$$

$$\frac{d\rho_{e^-}}{dt} = R_{du} - R_{ud} + R_{su} - R_{us}. \tag{16}$$

In addition, the internal energy of the system as well as its pressure changes as the matter evolves towards chemical equilibrium. There is a slight decrease in the pressure and that is because the equilibration process increases the degrees of freedom ( addition of s quarks! ). The decrease in the internal energy is because the escaping neutrinos carry energy. The rate of change of the internal energy is given by the neutrino emissivities  $\epsilon_\nu$  and  $\epsilon_{\bar{\nu}}$  which are essentially the equations similar to the rate equations above with the neutrino ( antineutrino ) energy included in the momentum integrations. In the rate equations above,  $\rho_{e^-}$  implies the difference of electron and positron densities. It is straight forward to verify that baryon number and charge conservation is satisfied by these equations.

Given the reaction rates and the neutrino emissivities at time  $t$ , one can compute the number densities of different species and the total internal energy after a later time interval  $t + dt$ . The temperature and chemical potentials of different species at this instant of time can be determined from the number densities and internal energy by assuming thermal equilibrium. From these one can compute new rates at time  $t + dt$ . Hence the evolution of the constituents of the quark matter as a function of time can be obtained numerically. The computation is carried out till the chemical equilibrium is reached, that is when the chemical potentials of d and s quarks become equal or when the strangeness fraction ( defined as the ratio of strangeness density to baryon density ) saturates.

In addition to the evolution of number densities of different species one would like to know the number of neutrinos emitted and the energy carried by the neutrinos during the equilibration process. These are obtained by integrating the reaction rates and neutrino emissivities:

$$n_\nu = \int dt(R_{ud}(t) + R_{us}(t)) \quad (17)$$

$$n_{\bar{\nu}} = \int dt(R_{du}(t) + R_{su}(t)) \quad (18)$$

$$E_\nu = \int dt(\epsilon_{ud}(t) + \epsilon_{us}(t)) \quad (19)$$

$$E_{\bar{\nu}} = \int dt(\epsilon_{du}(t) + \epsilon_{su}(t)), \quad (20)$$

where  $\epsilon(t)$  is the neutrino emissivity computed by including the neutrino energy in the integration defining the corresponding reaction rate. Note that after the chemical equilibrium is reached, the reaction rates for forward and backward reactions are equal (  $R_{ud}(t) = R_{du}(t)$  and  $R_{us}(t) = R_{su}(t)$  ). Therefore, although the densities of different quark species does not change after chemical equilibration, the neutrino emission still continues. This is essentially thermal emission of neutrinos and is actually responsible for the cooling of the star. We continue our calculation for  $10^{-4}$  sec, which we find is much larger than the chemical equilibration time.

### III. RESULTS

The calculations described in the previous section have been performed for a number of initial conditions ( baryon density, temperature and strangeness content etc). In addition, computations have been performed for two different models of the quark matter. One is the bag model [11] in which the masses of u, d and s quarks are 0, 0 and 150 MeV respectively. The other is the chiral colour dielectric ( CCD ) model [12] where these masses are 100, 100 and 210 MeV. In some sense, the bag model represents a situation when one has asymptotic freedom and therefore the quark masses are the current quark masses. The quark masses in CCD model are closer to the ( relativistic ) constituent quark masses. Since the lattice calculations [1] indicate that at the phase transition, the interaction between the quarks is substantial it is reasonable to expect that the quark masses just after the phase transition are closer to constituent masses. Thus, the actual situation is expected to be between the results of the bag and CCD models. We find that the qualitative behavior of the results for different initial conditions is quite similar. We have therefore considered one set of the results of our calculation for detailed discussion. The behavior of the temperature, strangeness fraction and reaction rates is displayed in Fig(2). The calculation has been done for initial quark matter temperature of 10 MeV and baryon density of  $3 \times \rho_{NM}$ . The strangeness fraction at the time of quark matter formation is assumed to be zero. The lower panel of Fig(2) shows the evolution of temperature and strangeness fraction and the upper panel shows the different reaction rates as a function of time.

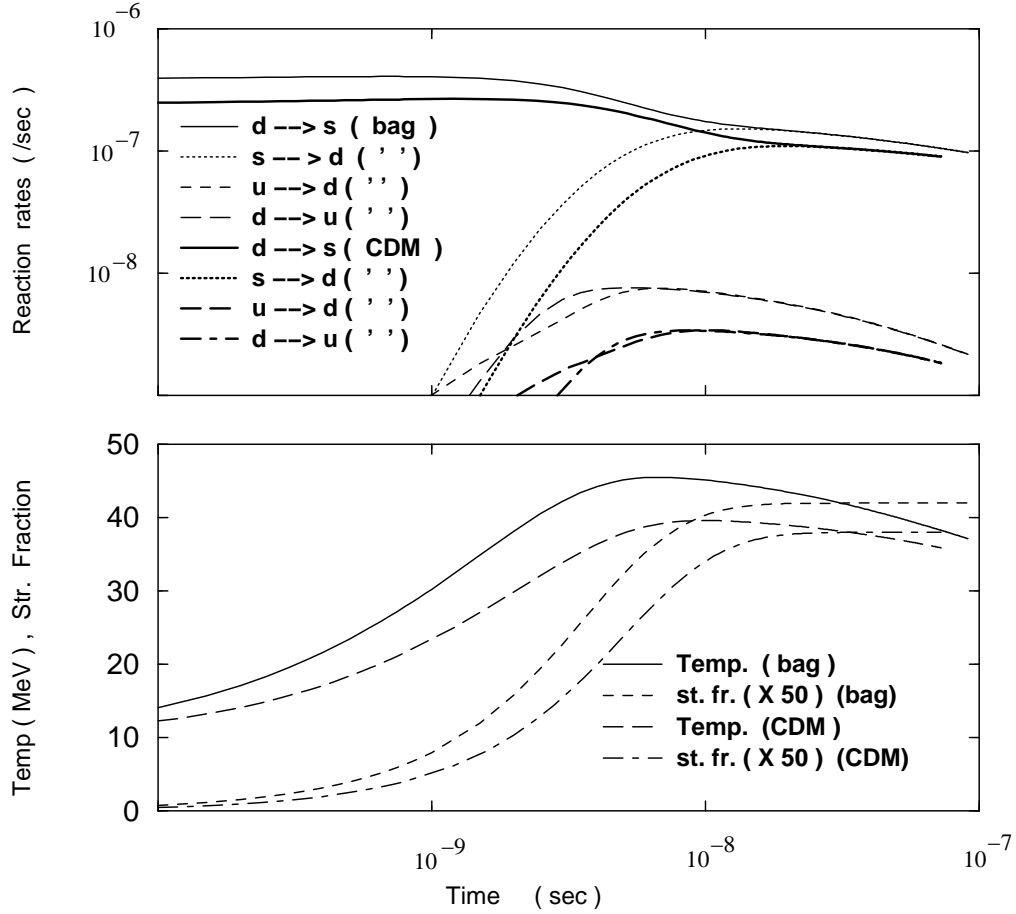


FIG. 2. Results for bag and CCD models. The lower panel displays the evolution of temperature and strangeness fraction and the upper panel shows the reaction rates

The results in Fig(2) show that the chemical equilibrium is reached in a very short time ( less than  $10^{-7}$  seconds ). This time period, being of the order of typical weak interaction time scale, should not be surprising. But the important thing is, it is much smaller than the typical time scales of supernova collapse or initial evolution of the proto-neutron star [13]. The chemical equilibration time is more or less same for the bag and CDM models. Thus, we can conclude that, if the quark matter is formed in neutron stars, the chemical equilibrium in the quark matter will be reached very quickly, in a time scale much shorter than the time scales of the evolution of neutron stars. As expected, the value of the strangeness fraction is close to unity when the chemical equilibrium is reached. We have not shown the results beyond  $10^{-7}$  sec since the formation of the quark matter because by this time the chemical equilibrium has already been reached. This one can see from the fact that the strangeness fraction becomes constant.

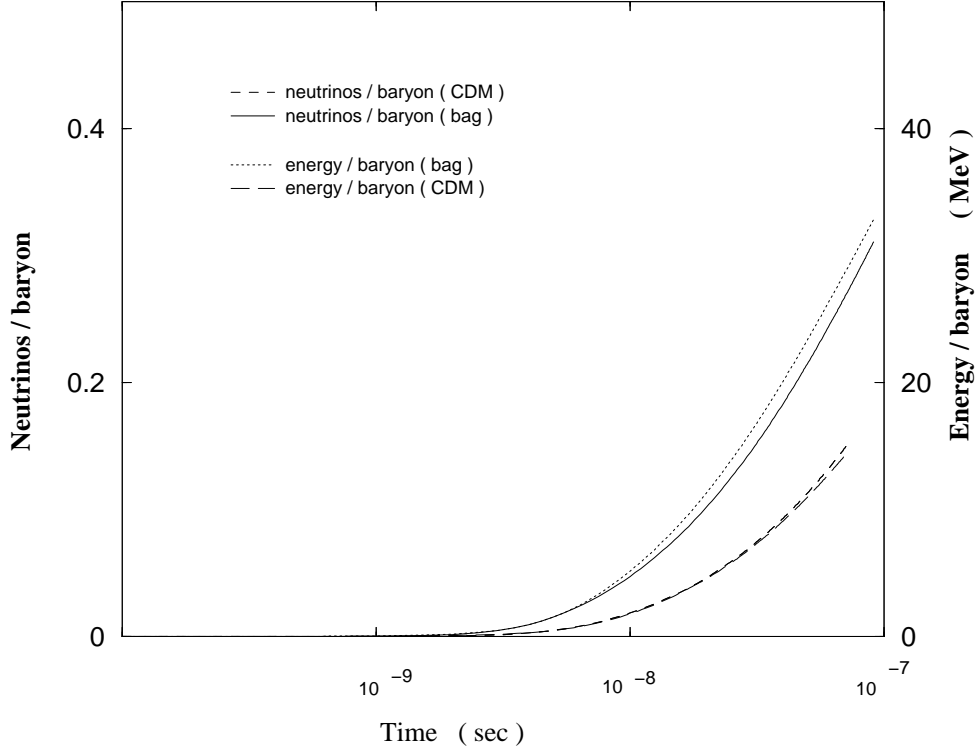


FIG. 3. Plot of number of neutrinos/baryon and neutrino energy/baryon emitted during chemical equilibration and after. Note that the strangeness fraction saturates around  $10^{-8}$  seconds.

The calculations show that the temperature of the quark matter rises sharply during the chemical equilibration process and reaches the peak value in about  $10^{-8}$  sec. At that stage, the strangeness fraction has reached about 80 % of its saturation value. Depending on the initial temperature and, to some extent on the model, the increase in the temperature of the quark matter is between 30 and 40 MeV. Thus, the reactions leading to chemical equilibration of quark matter are exothermic. As discussed earlier, the rise in the temperature is because the d quarks having large momenta and kinetic energies are converted to s quarks. Since the s quark chemical potential is small to begin with, their energy is used up in heating of the quark matter. Note that beyond  $10^{-8}$  seconds, the temperature of the quark matter starts dropping. This decrease is because the neutrinos emitted in semi-leptonic weak reactions carry away the energy from the quark matter and as a result there is cooling of the matter. Neutrino emission is believed to be the most efficient process for the cooling of neutron stars when the temperatures are larger than 1 MeV. We do find that the neutrino emission leads to a rapid cooling of the quark matter. The calculations, when continued to larger time, show that the the temperature of the quark matter drops to 10 MeV or lower in  $\sim 10^{-4}$  seconds.

The top panel of the figure shows different reaction rates. The rate for  $d + u \rightarrow s + u$  is the largest and clearly dominates the equilibration process. On the other hand, the reaction rates of semi-leptonic weak reactions are smaller by more than an order of magnitude. This means that the chemical equilibrium in the quark matter is primarily reached by the conversion of d quarks to s quarks. After  $10^{-8}$  seconds from the formation of quark matter, the reaction rates of  $d \rightarrow s$  and  $s \rightarrow d$  reactions become almost equal. This implies that the d and s quark chemical potentials have become almost equal but this does not yet imply chemical equilibration. However, the chemical equilibrium is soon established. As mentioned earlier, the weak reactions continue after the chemical equilibration without altering the composition of the quark matter. One important point, however, is that the semi-leptonic reactions, which contribute to the production of neutrinos, continue after equilibration. These reactions gives rise to copious production of neutrinos as well as cooling of the matter because of the loss of the energy from the quark matter to the produced neutrinos.

It is clear from the reaction rates that the semi-leptonic reactions play only a minor role in the process of chemical equilibration as such. Never the less, these reactions do take place during the chemical equilibration process and after words. As discussed above, this leads to a release of energy from the quark matter in the form of neutrinos. In order to get some idea about the number of neutrinos emitted and the energy carried by them, we have plotted the number of neutrinos/baryon and energy/baryon emitted since the start of the equilibration process in Figure(3).

This figure shows that about 0.03 neutrinos/baryon are emitted during the chemical equilibration and the per baryon energy released in neutrinos is about 3 MeV. That means the average energy carried by the neutrinos is of the order of 100 MeV. Thus, although the number of neutrinos is not large, the energy carried away by these neutrinos is quite substantial. Further, the neutrino emission continues after equilibration and a lot more neutrinos are emitted. For example, by  $10^{-6}$  seconds since the beginning of the equilibration process, about 1 neutrino/baryon is emitted and the average energy carried by these neutrinos is larger than 50 MeV. Since the cooling of the quark matter is immediately followed by the chemical equilibration, one can argue that during the quark matter formation and subsequent chemical equilibration large number of neutrinos are produced and enormous amount of energy in form of neutrino kinetic energy is released. Implication of this on dense stellar objects will be discussed in the following Section.

#### IV. DENSE STELLAR OBJECTS

The study of the constitution of the dense stellar objects has attracted considerable amount of attention recently. Apart from the fact that these objects ( neutron stars, proto-neutron stars etc ) constitute the test bodies for the theory of general relativity, the matter in the interior of these objects is at extremely high density. For example, typical neutron star has mass larger than solar mass, radius of about 10 km and the density in the interior exceeding the saturation density of nuclear matter (  $\rho_{NM}$  ). In a broader perspective, heavy ion collisions, neutron stars and early universe correspond to the different regions of the phase diagram of the matter at extreme densities and temperatures. For example, in neutron stars the matter is found at very low density at the surface and very high ( 5-10 times  $\rho_{NM}$  [14] ) in the core. In heavy ion collisions also, the nuclear matter is probed at varying densities. The main difference between the two is that in neutron stars, the matter is at temperature smaller than the baryon chemical potential where as in heavy ion collisions, the temperature is generally much larger. Thus, the study of heavy ion collisions and neutron stars is complementary and one may use inferences drawn in one field in the investigation of the other field.

Long time ago, Baade and Zwicky [15] had suggested that neutron stars may be formed in supernova explosions. They had proposed that when the mass of the iron core of a massive star exceeds the Chandrasekhar limit, it would start collapsing. During the collapse, a large amount of gravitational energy would be released, which blows away the mantle of the star and the collapsed core may form a neutron star. In this mechanism, the maximum mass of neutron stars should exceed  $1.4M_{\odot}$ . By now it is understood that the neutron stars are indeed formed after supernova collapse if the mass of pre-supernova star is not too large. The evolution of the stellar object from pre-supernova stage to proto-neutron star and later into a neutron star has been studied in details [16]. The constitution of neutron stars has also been studied using different equations of state of the nuclear matter [5,8,14]. These studies indicate that the baryon density in the cores of proto-neutron stars as well as neutron stars could be several times  $\rho_{NM}$ . This implies that the cores of these objects are likely to consist of exotic states of nuclear matter such as strange matter, kaon condensate, quark matter etc. In this paper we are considering the last possibility, namely the formation of quark matter. As discussed in the Introduction, the lattice calculations [1] as well as the recent experiments at CERN [17] seem to indicate that the quark matter is likely to be formed when the energy density of the hot, low baryon density matter reaches  $600 \text{ MeV}/fm^3$  or more. We extrapolate this result to cold and dense nuclear matter and assume that the quark matter is formed when the energy density reaches  $600 \text{ MeV}/fm^3$ . This energy density is reached when the baryon number density is between 0.5 and  $0.8 \text{ fm}^{-3}$  which corresponds to  $3-5 \times \rho_{NM}$ .

An estimate of the amount of matter in the neutron star that is converted to quark matter can be obtained as follows. The properties of neutron stars without rotation are computed by solving the Tolman-Oppenheimer-Volkoff (TOV) equation [18,19], which is essentially an equation for hydrostatic equilibrium in the star. The solution of TOV equation requires the equation of state of the matter. Using a variety of nuclear equations of state [5,8] the TOV equation has been solved and the properties of neutron stars computed. One of the result of these calculations is the variation of nuclear density (density profile) and star mass (mass profile) as a function of the distance from the center of the star for a given initial value of central density. In the example considered here, we choose the central density of seven times nuclear matter density. In Fig(4) density and mass profile for a soft [20] (incompressibility,  $K=120 \text{ MeV}$ ) and a hard [21] (incompressibility,  $K=224 \text{ MeV}$ ) equations of state has been plotted.



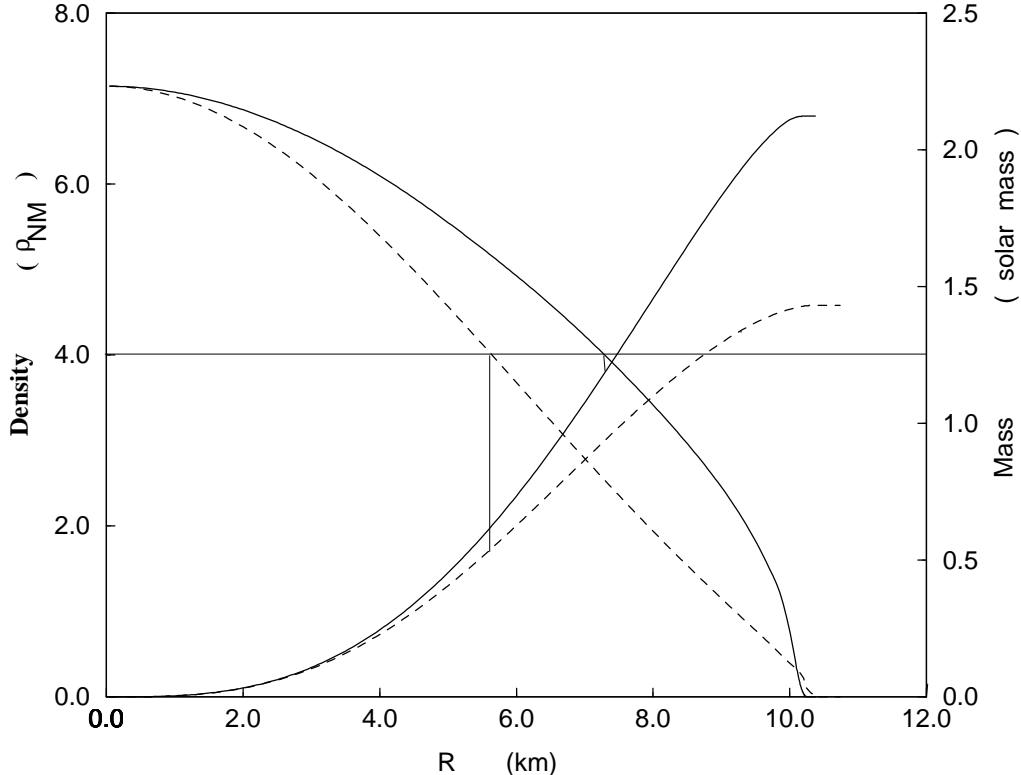


FIG. 4. Plot of the baryon number density ( scale on the left ) and mass contained within distance  $r$  from the center of the neutron star ( scale on the right ). The baryon number density is in units of  $fm^{-3}$ , the mass in units of solar mass and the distance is in units of kilometers. The horizontal line is drawn at 4 times nuclear matter density and the amount of nuclear matter having density larger than this value can be read off from the graph. The two curves are for a stiff and a soft equation of state.

Assuming that the phase transition to quark matter takes place when the matter density increases above  $0.7fm^{-3}$ , which is about  $4 \times \rho_{NM}$ , we have drawn a horizontal line at  $4 \times \rho_{NM}$ . This line intersects baryon density profile curves for soft and hard equations of state at ( about ) 6 and 8 kilometers respectively. The matter inside this radius undergoes transition to quark matter and therefore the total amount of matter in quark matter phase is about 0.5 and 1.2 solar masses respectively. We have checked this estimate for a number of nuclear matter equations of state and different central densities. We find that generally the estimate of the amount of quark matter for all these calculations is in this range. Thus it is reasonable to assume that, if the quark matter is formed in the core of the neutron stars, its amount is expected to be larger than 0.5 solar mass. We shall choose this number for the further discussion.

As discussed in the preceding sections, the hadron-quark phase transition and subsequent chemical equilibration is a rapid process ( time scale of  $\sim 10^{-7}$  sec or so ) and therefore the quark matter would be formed immediately after the formation of the neutron star. One of the consequences of the transition is that the temperature of the quark matter increases by 30-40 MeV during equilibration. The matter then cools very quickly (  $\sim 10^{-4}$  sec ) by emitting neutrinos. During this process about 1 neutrino per baryon is emitted and the average energy carried by the neutrinos is more than 50 MeV. All this occurs within a millisecond from the time when the phase transition takes place. Assuming that the mass content of the quark matter is 0.5 solar mass, the total number of baryons in the quark matter is about  $10^{57}$ . This means that roughly  $10^{57}$  neutrinos will be liberated very soon after the phase transition. The energy carried by these neutrinos will be more than  $5 \times 10^{58}$  MeV or  $8 \times 10^{52}$  ergs.

The neutrinos produced soon after the hadron-quark transition in the core of the star diffuse out to the surface. During this process their numbers are expected to increase [22] ( possibly ) by a factor of 10 during their propagation from the core of the star to its surface [23]. Thus the conservative estimate of the number of neutrinos percolating out from the star would be  $\sim 10^{58}$  or larger. Note that this number is of the order of the neutrinos emitted by standard nuclear  $\beta$  decay processes during the collapse of the white dwarf [24]. In other words, if the quark-hadron phase transition takes place in a neutron star, the number of neutrinos emitted will be larger by a factor of 2 or more.

One of the mechanisms for the supernova explosion is the reheating of the mantle of the star by out-streaming

neutrinos which gives an extra outward push to the shock wave which is stalled. If the quark matter formation takes place immediately following the supernova collapse, the neutrinos produced during the quark matter formation will add to the neutrinos produced during the collapse and this would add to the reheating of the mantle and therefore facilitate the supernova explosion. Further more, the amount of energy carried by these neutrinos is quite large, since on the average, these neutrinos carry 50 MeV of energy. A crude estimate indicates that this energy will be about  $8 \times 10^{52}$  ergs or more, which is, again, comparable to the energy emitted during the supernova collapse. Actually, it is not surprising that such a huge amount of energy is liberated during quark matter formation. In the standard supernova mechanism, the energy release is primarily due to nuclear reactions and the gravitational energy. This energy release is expected to be few tens of MeV/nucleon, a typical energy scale of nuclear physics. In case of quark matter formation, the energy released is related to the difference in chemical potentials of d and s quarks. At the beginning of the quark matter formation, this difference is few hundreds of MeV. As a result, the neutrinos produced during the chemical equilibration of the quark matter carry such a large amount of energy.

At this point, one may note that there is a possibility of formation of colour superconductivity in the quark matter if the temperature of the core is sufficiently small [4]. Estimates indicate that the superconducting gap is expected to be  $\sim 50$  MeV and the colour superconducting temperature is of the same order. In that case, the interaction of neutrinos with the quarks will be suppressed as that would require breaking of the colour-superconducting pair. This would mean that the quark matter would be transparent to the neutrinos and as a result, the neutrinos produced during strangeness production and subsequent cooling will be able to leave the quark core in a short time. The details of the propagation of neutrinos in such media need to be investigated in details.

It is suggested that the recent discovery of afterglow in Gamma Ray Bursters (GRB) occur at very high redshifts ( $z \geq 1$ ) and these imply a huge amount of energy release of  $\sim 10^{53}$  ergs. For example, GRB 971214 [25] and GRB 990123 [26] have the measured redshifts of 3.42 and 1.6 with a energy output of  $3 \times 10^{53}$  erg and  $3.4 \times 10^{54}$  ergs respectively. Such enormous energies can be produced by different mechanisms. One such possible mechanism of producing huge energies is the merger of two neutron stars, eventually forming black hole. The rate of neutron star merger can be calculated from abundance of binary pulsars, which is compatible with the rate of GRB of approximately one per day. Another possible mechanism for GRB is the conversion of a neutron star to a strange star. Recently, Bombaci and Datta [27] proposed that the total amount of energy liberated in the conversion is in the range of  $1-4 \times 10^{53}$  erg, which is in agreement with GRB sources at cosmological distances. In the conversion of ud- matter to uds-matter, in our calculation the chemical equilibrium is reached around  $10^{-7}$  seconds. During this process, enormous amount of energy in the order of 100 MeV per baryon [28] is released and copious numbers of neutrinos are produced. The energy is released and carried away mainly by the neutrinos and this energy will be about  $10^{53}$  erg and more, which is again comparable to GRB. If, by some mechanism, the neutrino energy is converted into  $\gamma$  ray energy, one may be able to explain the GRB's in terms of possible hadron-quark phase transition occurring during the formation of neutron stars. However, a detailed discussion on this is beyond the scope of this paper.

## V. CONCLUSIONS

To conclude, we have argued that the nuclear matter having densities larger than  $3-5 \times \rho_{NM}$  is likely to undergo phase transition from nuclear to quark matter. We have shown that after hadron-quark phase transition, the quark matter is not in chemical equilibrium in the beginning. The process of chemical equilibration, which is achieved by weak interactions, leads to production of s quarks. The dominant reaction for the equilibration is the nonleptonic weak process which converts d quarks into s quarks, although semi-leptonic weak processes also occur during and after chemical equilibration. The equilibration reaction is exothermic and therefore the temperature of the quark matter rises by 30-40 MeV during the equilibration. A large numbers of neutrinos are produced during and soon after the chemical equilibrium is reached. These neutrinos carry substantial amount of energy and therefore they are responsible for the cooling of the quark matter. We argue that, since the nuclear densities in neutron stars are several times  $\rho_{NM}$ , it is very much likely that the quark matter is formed in the cores of these stars. The quark matter is expected to be formed during the supernova collapse. We then conclude that the large number of neutrinos that are produced during and after the formation of quark matter in these cores will add to the neutrinos that are produced during the supernova collapse. These neutrinos may add to the reheating of the mantle of the star and help in the supernova explosion.

- [1] F. Karsch, hep-lat/9909006 (1999).
- [2] B. Muller, *The Physics Of The Quark-Gluon Plasma* ( Springer, Berlin, 1985).
- [3] The energy density of normal nuclear matter is about  $0.17 \times 938 \sim 150 \text{MeV}/\text{fm}^3$ . If we ignore the interaction energy, at four times nuclear matter density the energy density would be  $\sim 600 \text{MeV}/\text{fm}^3$ , which is the transition energy density indicated by the lattice-QCD calculations.
- [4] M. Alford, K. Rajagopal and F. Wilczek, Nucl. Phys. **B537**, 443 (1999).
- [5] J. M. Lattimer and M. Prakash, astro-ph/0002232 (2000).
- [6] Actually the strangeness fraction could be nonzero in the hadronic phase. That is because the baryonic matter may have strange baryons or may have kaon condensate. The calculations based on Walecka model [8] show that one may have a strangeness fraction of 0.2 at  $3\text{-}5 \times \rho_{NM}$ . Similarly, kaon condensate [9], if formed, may generate strangeness fraction of similar order.
- [7] In fact, we treat it as an initial condition and perform the computation for a set of values of  $\rho_B$ . Extrapolation of lattice QCD results implies that the transition would be occurring at  $\rho_B$  of 3-5 times  $\rho_{NM}$ .
- [8] S. K. Ghosh, S. C. Phatak and P. K. Sahu, Z. Phys. **A 352**, 457 (1995).
- [9] V. Thorson, M. Prakash and J. M. Lattimer, Nucl. Phys **A572**, 693 (1994).
- [10] E. D. Commins and Bucksbaum, *Weak Interactions of Leptons And Quarks* (Cambridge Univ. Press, Cambridge, 1983).
- [11] A. Chodos, R. L. Jaffe, K. Johnson, C. B. Thorn and V. F. Weisskopf, Phys. Rev. **D30**, 2379 (1989).
- [12] S. Sahu and S. C. Phatak, Mod. Phys. Lett. **A7**, 709 (1992).
- [13] M. Prakash, J. M. Lattimer, J. A. Pons, A. W. Steiner and S. Reddy, astro-ph/0012136 (2000).
- [14] P. K. Sahu, Phys. Rev. **C62**, 045801 (2000).
- [15] W. Baade and F. Zwicky, Proc. Nat. Acad. Sci. **20**, 255 (1934).
- [16] A. Burrows, Ann. Rev. Nucl. Sci. **40**, 181 (1990).
- [17] U. Heinz and M. Jacob, nucl-th/0002042 (2000).
- [18] J. B. Hartle, Astrophys. J. **150** (1967) 1005.
- [19] C. W. Misner, K. S. Thorne and J. A. Wheeler, *Gravitation (San Francisco. Freeman)* (1970).
- [20] M. Prakash, T. L. Ainsworth and J. M. Lattimer, Phys. Rev. Lett. **61**, 2518 (1988).
- [21] R. B. Wiringa, V. Fiks, A. Fabrocini, Phys. Rev. **C38**, 1010 (1988).
- [22] J. N. Bahcall, *Neutrino Astrophysics* (Cambridge Univ. Press, Cambridge, 1989).
- [23] Neutrino transport in neutron stars is still an open subject. However it is estimated [22] that the neutrinos produced in nuclear interactions ( which are having energies between 10 and 100 MeV ) degrade their energy and generate a number of secondary neutrinos of all species during propagation through the matter. This estimate indicates that the number of neutrinos is increased by a factor of 10 during the propagation. The neutrinos produced in quark matter have even higher energies so it would be reasonable to expect that in this case the increase in the number of neutrinos could be by a factor of 10 or more.
- [24] S. L. Shapiro and S. A. Teukolsky, *Black holes, White Dwarfs and Neutron Stars* (A Wiley-Interscience Publication, 1983).
- [25] S. R. Kulkarni, et al., Nature **393**, 35 (1998).
- [26] S. R. Kulkarni, et al., Nature **398**, 389 (1999).
- [27] I. Bombaci and B. Datta; Astrophys. J. **L69**, 530 (2000).
- [28] S. K. Ghosh, S. C. Phatak, and P. K. Sahu, Nucl. Phys. **A596**, 670 (1996).