

Halo Structure Of ^{19}C Via The (p, d) Reaction

B. Gönül, and M. Yilmaz *

Department of Engineering Physics, University of Gaziantep, Gaziantep,
27310, Türkiye

Abstract. We have investigated the heaviest one-neutron halo candidate ^{19}C nucleus. Few-body model calculations of cross section angular distributions for the $^{19}\text{C}(p, d)^{18}\text{C}$ reaction, together with the test calculations carried out for the $^{17}\text{C}(p, d)^{16}\text{C}$ reaction, at a low incident energy are presented for different possible halo-neutron configurations. We show that there is a clear distinction between in particular $\ell_n = 0$ and $\ell_n = 2$ halo transfers. The sensitivity of the cross sections to the assumed ^{19}C single neutron separation energy is discussed.

1 Introduction

Dripline physics is at the focus of present-day nuclear science. Experimentally, thanks to existing and emerging radioactive-ion-beam facilities, we are on the verge of invading the territory of extreme N/Z ratios in an unprecedented way. Theoretically, nuclear exotica represent a formidable challenge for the nuclear many-body theories and their power to predict nuclear properties far from stability. In order to give a unified description of all nuclei in the periodic table, theoretical systematic studies in a single model are desired for both exotic nuclei near the particle-drip line and ordinary nuclei near the stable line. Certainly, this is a heavy task for future research.

A series of experiments [1] have shown that there exist neutron halos in exotic light nuclei near the neutron-drip line. These studies change our views on nuclear structure and lead to a new impact to the traditional nuclear physics along the isospin freedom. Going to the limits of the nuclear binding is also important for an improvement of our description of normal nuclei from the neighborhood of the beta stability valley. As our knowledge on nuclei far from stability deepens, it becomes more apparent that nuclear halos are a general feature of loosely bound nuclei. As the binding energy becomes smaller in the vicinity of the drip lines, the valence nucleon(s) tunnel out of the central potential, and enhance the diffuseness of the nuclear surface. Eventually, this leads

**E-mail address*': gonul@gantep.edu.tr and ayilmaz@gantep.edu.tr

to a delocalization of the valence nucleon(s) which can be pictured as a halo surrounding the core of the nucleus. The appearance of this halo is determined by the height of the potential barrier, which itself depends on the binding energy, the angular momentum and, for protons, the Coulomb potential. Experimental and theoretical studies of exotic light nuclei with a normal, localized nuclear core and a dilute few-neutron halo or skin are now well advanced and are becoming increasingly sophisticated. Such systems provide a stringent test of nuclear structure models developed for stable nuclei as they involve new structures and surface phenomena.

The question about the halo nature of ^{19}C and its underlying structure is one of the interesting current questions in dripline physics. The neutron rich ^{19}C nucleus, the last particle-stable odd-neutron isotope of carbon, has drawn much attention recently as candidate for having a one-neutron halo structure [2]-[9]. This can be easily anticipated due to its very small neutron binding energy (of the order of a few hundred keV). However, halo formation not only depends upon the small separation energy of the valence neutron. The spin-parity and the configuration of the single particle state of the valence neutron also play important roles in the formation of the halo. The case in which ^{19}C has a ground state $J^\pi = 1/2^+$ with a dominant $^{18}\text{C} (0^+) \otimes 1s_{1/2}$ single particle configuration [3] favours the halo formation. On the other hand, the case of a $J^\pi = 5/2^+$, expected from standard shell model ordering, prevents the halo from being formed due to the large centrifugal barrier associated with a $0d_{5/2}$ orbit. The $J^\pi = 5/2^+$ may also result when the dominant single particle configuration in the ground state is $^{18}\text{C} (2^+) \otimes 1s_{1/2}$. In this case, the binding energy of the valence neutron is effectively increased by the excitation energy of 1.62 MeV of the excited (2^+) state of the ^{18}C core, thereby also hindering the halo formation. A $J^\pi = 3/2^+$ is also possible with this configuration for the ground state, as considered in the recent model calculations [5].

In order to probe the structure of ^{19}C , only a few experiments on the dissociation of this nucleus have been carried out so far [2],[4],[6]-[8]. Very recently the relative energy spectrum of ^{19}C has been measured in its Coulomb dissociation at 67 $MeV/nucleon$ incident energy on Pb target in a kinematically complete experiment at Riken [8]. The Riken data, when compared with semiclassical calculations [8], support a dominant $1s_{1/2}$ configuration of ^{19}C halo wavefunction. The MSU data [2], on the other hand, suggest an s -wave neutron around the 2^+ excited state of ^{18}C . Recent theoretical calculations on the Coulomb breakup of ^{19}C [9] indicate the possibility of an s -wave neutron coupled to the 2^+ excited state of ^{18}C , or a d -wave neutron, or a coherent superposition of these two configurations as far as the recent Ganil data [7] are concerned. The total one-neutron removal cross sections in the Coulomb dissociation of ^{19}C on heavy targets have been calculated in [9]. These cross sections, when compared with experimental data one-neutron removal cross sections measured at Ganil [7] and MSU [2], show that the configuration of a $1s_{1/2}$ neutron coupled to the 0^+ ^{18}C core has non-significant contribution to the ground state structure of ^{19}C [9]. In view of all these discrepancies, it has not been possible to draw any definite conclusion on the structure of ^{19}C .

The difficulties in drawing conclusion about the structure of ^{19}C might arise also due to lack of precise knowledge of the one-neutron separation energy S_n in ^{19}C . This quantity is very crucial as far as the property of the neutron halo is concerned: the asymptotic behaviour of the radial wavefunction is governed by the separation energy and the extension of the halo is therefore directly linked this quantity. The value used in most of the calculations to date is 240 keV . This value is a world wide average of several experiments each with significant uncertainties [10]. The recent measurement of the relative energy spectrum of ^{19}C in its breakup on Pb at Riken has led to an indirect determination of the ^{19}C one-neutron separation energy [8]. A semi-classical analysis of this new, kinematically complete, measurements of the Coulomb dissociation of ^{19}C showed the data to be consistent with $S_n \approx 530\text{ keV}$. In the present calculations, we will consider the consistency of this proposal with the interaction cross sections.

In this brief report, we have re-investigated the structure of ^{19}C through the study of pickup reactions involving ^{19}C nucleus at low energies, as recently the use of low energy single nucleon transfer reactions for structure studies of exotic nuclei have attracted attention [11],[12]. Because of the simplicity of the theoretical interpretation of such reactions, they are thought to provide an important source of information about the structure of halo nuclei.

Single nucleon transfer reactions, such as the (p, d) and (d, p) reactions, have been a reliable tool in nuclear spectroscopic studies of stable nuclei. Besides investigating the energy level structure of such nuclei, the spins and parity (J^π) of levels can be determined from the shape of the differential cross section angular distribution. The shape of an angular distribution of an unknown level is either compared to those of known levels (ideally in the same nucleus), or to Distorted Wave Born Approximation (DWBA) calculations. By this technique, at least the transferred orbital angular momentum (ℓ_n) may be determined, and for J^π levels with relatively simple structure, one can usually then deduce J^π from shell model arguments.

Since radioactive beams of sufficient intensity are now starting to become available, low energy single nucleon transfer reactions are again being proposed as a spectroscopic tool, this time in inverse kinematics, since β -unstable nuclei are produced as secondary beams, with a proton or deuteron target for the radioactive beam to investigate the structure of nuclei far off stability. Since single nucleon transfer reactions are binary processes the interpretation of the results is comparatively simple and decisive answers on nuclear structure and also insight into the reaction dynamics of exotic nuclei can be expected. The discussion in this report is limited to the (p, d) reaction. A more general review of light-ion transfer reactions in inverse kinematics may be found in Ref. [13].

It would thus be of considerable interest to measure the spin and parity of ^{19}C via the (p, d) reaction. The shape of the angular distribution of the $^{19}\text{C}(p, d)^{18}\text{C}$ reaction, measured in inverse kinematics, might be used to distinguish between $\ell_n = 0$ and $\ell_n = 2$ transfer, if the last neutron is in a pure single particle state. Unfortunately, to the best of our knowledge, the beam intensity of ^{19}C produced by present facilities put this out of reach for the

moments. Nevertheless, the results of the present work would be beneficial for the experimentalists in the near future.

A measurement of the angular distribution, however, for the $^{17}\text{C}(p,d)^{16}\text{C}$ reaction is more feasible. However, like ^{19}C , the ground state spin and parity for ^{17}C is not known experimentally. Again, the energies of the $5/2^+$, $3/2^+$, and $1/2^+$ levels given by the shell model are too close to constitute a prediction, although a comparison of the experimental and theoretical beta-decay lifetimes favours $3/2^+$ or $5/2^+$. Knowledge of the ^{17}C ground-state spin would help determine the shell model interaction in this (A, Z) region, which would lead to better confidence in the predictions for ^{19}C . Hence, we start first with the analysis of the $^{17}\text{C}(p,d)^{16}\text{C}$ reaction before investigating the cross section angular distributions of the $^{19}\text{C}(p,d)^{18}\text{C}$ reaction for different possible halo-neutron configurations.

2 Application

The most dramatic feature of halo nuclei is their very loosely bound few-body character, with a strong spatial localization of the core nucleons and a delocalization of the halo particle(s). More recent theoretical analyses have shown that an explicit treatment of this correlated few-body nature, or granularity, is important quantitatively for calculations of reaction cross sections [14]. Such a few-body description leads to larger/smaller calculated reaction cross sections depending upon the scattering angle than those obtained from the standard calculations which do not consider the loosely bound structure. Such description has significant implications for the deduced size and ground state structure of the halo. It follows that interaction cross section analyses are model dependent and require the use of theoretical relative motion wavefunctions for these few-body structures.

We discuss the exit channel of the $^{17}\text{C}(p,d)^{16}\text{C}$ and $^{19}\text{C}(p,d)^{18}\text{C}$ reactions within three-body (halo neutron $(n) + p + \text{core}$ nucleus) models. We calculate the transfer amplitude using the prior form of the (p,d) matrix element, thus the transition interaction is the $n-p$ interaction and we need a full (three-body) description of the $n+p+\text{core}$ system in the final state. For the description of this final state we have used the Adiabatic (AD) model [15] and the Quasi-adiabatic (QAD) approach [16]. To clarify the importance of the breakup corrections to the transfer cross sections, we also perform the standard DWBA which do not account for the effects arising from the breakup of the projectile in the field of the nucleus.

In the AD treatment it is assumed that the excitation of the projectile is to states in the low energy continuum; its treatment of possible high energy breakup contributions is therefore naturally suspect. An improved treatment of these higher energy breakup configurations is provided by the QAD method calculations which takes approximate account of modifications to the centre of mass energy of the $n-p$ pair in breakup configurations through the use of a mean breakup relative energy for the continuum states. It thus breaks the de-

generacy with the elastic channel. The inclusion of these higher energy breakup components leads, in general, to an enhanced transition amplitude and a better description of experimental data [16]. These quantum mechanical three-body models have been well described in Ref. [12] by the work of Yilmaz and Gönül through a successful application of the models in analyzing a halo transfer $^{11}\text{Be}(p, d)^{10}\text{Be}$ reaction. The details of the resulting partial wave expansions and solution of the equations can also be found in Sec. III of Ref. [16].

The calculated two-body (DWBA) wavefunction, using deuteron folded potential, and three-body (AD, QAD) wavefunctions using the same inputs, in partial wave form, are employed in a modified version of the program TWFNR [17] for the evaluation of the reaction observables, performing the zero-range approximation. The radial integrals are carried out from 0 to 40 fm in steps of 0.1 fm . The maximum number of partial waves used is 30 for both entrance and exit channels. As the long tail of the halo wavefunction makes internal contributions less important, all calculations presented in this paper are done without non-locality corrections.

2.1 The $^{17}\text{C}(p, d)^{16}\text{C}$ Reaction at 30 MeV

As an additional test, we first deal with the ground state of ^{17}C . The separation energy of the last neutron in this nucleus is again small, only $S_n \approx 730 \text{ keV}$ [18]. Data concerning the structure of the ^{17}C nucleus is quite poor and can easily be summarized in a few sentences [19]. Observation of beta-delayed neutron emission has been reported [20]. An excited state of ^{17}C is observed at $295 \pm 20 \text{ keV}$. Three closely spaced low-lying states are expected again like for the ^{19}C case, i.e. $J^\pi = 1/2^+, 3/2^+, 5/2^+$, and it is not clear which one of them is the ground state. Nevertheless, based on the systematics described in [21], where a modified Millener-Kurath interaction is employed within the shell model formalism, it is unlikely that ^{17}C has a ground state $J^\pi = 5/2^+$. Moreover, analysis of the gamma-ray spectra following the beta-decay of ^{17}C does not support $5/2^+$ as the ground state spin either [21]. Unfortunately, as is clearly stated in [21], the present shell model calculations cannot give a definitive prediction for the ground state spin of ^{17}C , and $1/2^+$ and $3/2^+$ both remain viable possibilities. On the other hand, both shell model [3] and relativistic mean field calculations [22] argue for a $J^\pi = 3/2^+$ non-halo ground state structure for this case. In a recent paper [23], neutron capture reaction rates on neutron-rich $C-$, $N-$, and $O-$ isotopes have been calculated in the framework of a hybrid compound and direct capture model. The results have been compared with those of previous calculations as well as experimental results. In that work, Herndl *et al* have obtained the neutron spectroscopic factors for the possible ground states of ^{17}C . We make use of these spectroscopic factors in the present calculations discussed in this section for more realistic absolute values of the cross sections.

To investigate the difference in shapes of the angular distributions with the various possible ground state spin assignments, we have performed calculations with the zero-range approximation. The binding potentials in all cases are taken to be of Woods-Saxon type with the radius and diffuseness parameters as 1.25

fm and $0.65 fm$ respectively. Their depths have been calculated to reproduce the corresponding binding energies. The entrance and exit channel potentials, including spin-orbit interactions, are obtained from the global parameterization of Bechetti and Greenless [24].

We have found that the shapes of the angular distribution are not sensitive to the radius of the neutron binding potential. Test calculations involving different sets of potential parameters have shown that the exact location and sharpness of extrema in the cross sections depend on the choice of optical model potential but there is always a clear distinction between ℓ_n -transfers. In particular, the $\ell_n = 0$ cross section always has a maximum at $\theta_{c.m.} = 0^\circ$ and falls off rapidly with angle. From the calculations shown in Figs. ?? and ??, it is seen that at $30 MeV/nucleon$ one would require to measure cross sections out to at least $\theta_{c.m.} = 15^\circ$ to distinguish clearly between $\ell_n = 0$ and $\ell_n = 2$ transfer. Despite the uncertainties on optical potentials which in fact are important for a precise description of transfer reaction cross sections, the results can be expected to describe realistically the dynamical features of such reactions. Thus, such a measurement, besides being of interest in its own right, would constitute a first step towards a future ^{19}C experiment.

In addition, Fig. ?? makes clear that the inclusion of breakup effects in halo transfer reactions produces changes in the shape of the angular distributions and these effects increase the absolute values of the theoretical cross sections in forward direction and thus lead to the smaller values of the spectroscopic factors extracted from the experimental data. It is expected that such effects will be larger when the incident energy increases and the mass of the target decreases. We thus will only consider the more exact QAD model calculation results in the next section in treating the deuteron channel of the $^{19}C(p, d)^{18}C$ reaction.

2.2 The $^{19}C(p, d)^{18}C$ Reaction At $30 MeV$

Since the spin/parity for the ground state of ^{19}C is still experimentally unknown, we have considered in our calculations the following configurations for the valence neutron in ^{19}C :

- (a) a $1s_{1/2}$ state bound to a $0^+ ^{18}C$ core by $0.24 MeV$,
- (b) a $1s_{1/2}$ state bound to a $2^+ ^{18}C$ core by $1.86 MeV$, [25]
- (c) a $0d_{5/2}$ state bound to a $0^+ ^{18}C$ core by $0.24 MeV$, and
- (d) a $1s_{1/2}$ state bound to a $0^+ ^{18}C$ core by $0.53 MeV$.

Since the separation energy S_n is not known with satisfactory accuracy it is treated as an input parameter in our calculations. Therefore we have also performed calculations (d) for a larger value, $S_n = 530 keV$, to investigate the sensitivity of the results to the separation energy.

The parameterization procedure of the ^{18}C core and the single neutron interaction within the QAD model is again taken similar to the case of the previous calculations. We initially, see Fig. ??, assume a Woods-Saxon $n + ^{18}\text{C}$ binding interaction with radius parameter $r_0 = 1.25 \text{ fm}$, diffuseness $a_0 = 0.65 \text{ fm}$, and neutron separation energies 0.24 MeV and 1.86 MeV for the core ground and excited state configurations, respectively. However, in order to consider the cross section sensitivity to the assumed neutron binding potential geometry (r_0, a_0) , we perform our calculations with different sets of potential parameters. We see that the cross sections at large angles increase with increasing a_0 and r_0 parameters while they seem similar at forward angles.

As seen from Fig. ??, reducing S_n does not considerably change the shape and magnitude of the cross section angular distributions for the reaction considered, unlike the case (b) that leads to the larger cross sections with a different absolute value at forward angles when compared to the case of (a).

In Fig. ??, the energy dependence of the cross section for a possible neutron-halo configuration of the reaction under study is shown. This observation might be of interest for the design of experimental setups. The small separation energy and large spatial extension of the neutron-halo wavefunction have led to an energy dependence of the cross sections which is very different from those known for transfer reactions on well bound systems. The rapid decrease of the calculated cross sections with increasing incident energy for the weakly bound nucleus shows that the dynamics of transfer reactions is favorable for systems far off stability and experiments can very likely take advantage of this behaviour. Only transfer reactions with rather large cross sections can be investigated due to the low intensity of secondary beams and the use of inverse kinematics in reactions involving halo nuclei. It is clear from Fig. ?? that low energy transfer reactions indeed might be useful for investigations of such short-lived isotopes.

3 Summary and Conclusion

Recently experimental evidence for a new one-neutron halo candidate, namely ^{19}C , has become available. This has sparked off considerable interest as the only established one-neutron halo nucleus so far has been ^{11}Be where relative s -motion dominates the ground state. The ^{11}Be nucleus has been extensively studied during the last few years and has provided a testing ground for single neutron halo theories [12, and the references therein].

The structure of the ^{19}C ground state and its last neutron separation energy S_n are however still very uncertain. A naive shell model suggests a nodeless $0d_{5/2}$ orbit for the least bound neutron. More detailed calculations [3] however predict a $1/2^+$ ^{19}C ground state due to a lowering of the $1s_{1/2}$ orbital. A $3/2^+$ or $5/2^+$ ground state remains a theoretical possibility [5], but would involve $(2^+ \otimes 1s_{1/2})$ and/or $(2^+ \otimes 0d_{5/2})$ excited ^{18}C core components, and $(2^+ \otimes 1s_{1/2})$ and/or $(0^+ \otimes 0d_{5/2})$ components, respectively.

To investigate this uncertainty, we have taken into account the idea that

in combination with independent experimental data, such as from Coulomb dissociation measurements and from momentum distributions following ^{19}C breakup reactions, cross section angular distribution measurements for halo transfer reactions involving ^{19}C nucleus may at this stage provide a useful constraint on the ground state of such nuclei. Along this line, we have studied the $^{19}\text{C}(p,d)^{18}\text{C}$ neutron-halo transfer reaction, together with the test calculations on the $^{17}\text{C}(p,d)^{16}\text{C}$ reaction, performing the calculations for both $1s_{1/2}$ and $0d_{5/2}$ neutron configurations with separation energy $S_n = 0.24 \text{ MeV}$ about a $^{18}\text{C}(0^+; g.s)$ core, and with separation energy $S_n = 1.86 \text{ MeV}$ about a $^{18}\text{C}(2^+; 1.62 \text{ MeV})$ excited core. The comparison between the calculation results, which have been obtained using approximate two- and three-body quantum mechanical models for different possible single neutron configurations, gives some support to the suggestion that at 30 MeV/nucleon incident energy one would require to measure cross sections out to at least $\theta_{c.m.} = 15^\circ$ to distinguish clearly between $\ell_n = 0$ and $\ell_n = 2$ transfer for the reaction of interest.

The (p,d) reaction is a potentially useful spectroscopic tool in inverse kinematics with radioactive beams. Its advantages include its simplicity (reliability of model calculations) and relatively large cross sections for single particle states. A promising aspect for the future is that the instrumental energy and angular resolution requirements will be more relaxed. The high intensities of radioactive beams will not only allow transfer reactions to be performed with exotic isotopes, but will also permit collimation of beams close to the stability line, thus giving better emittance quality.

References

1. P. G. Hansen and B. Jonson, *Europhys. Lett.* **4**, 409 (1987); I. Tanihata *et.al.*, *Phys. Lett.* **B206**, 592 (1988); W. Mittig *et.al.*, *Phys. Rev. Lett.* **59**, 1889 (1987); M. G. Saint-Laurent *et.al.*, *Z. Phys.* **A332**, 457 (1989); R. Anne *et.al.*, *Z. Phys.* **A352**, 397 (1995); N. A. Orr *et.al.*, *Phys. Lett.* **B258**, 29 (1991); M. V. Zhukov *et.al.*, *Phys. Rep.* **231**, 151 (1993).
2. D. Bazin *et.al.*, *Phys. Rev. Lett.* **74**, 3569 (1995); *Phys. Rev.* **C57**, 2156 (1998).
3. E. K. Warburton and B. A. Brown, *Phys. Rev.* **C46**, 923 (1992).
4. F. M. Marques *et.al.*, *Phys. Lett.* **B381**, 407 (1996).
5. D. Ridikas *et.al.*, *Europhys. Lett.* **37**, 385 (1997); *Nucl. Phys.* **A628**, 363 (1998).
6. T. Baumann *et.al.*, *Phys. Lett.* **B439**, 256 (1998).
7. E. Liegard *et.al.*, LPC-Caen Report **LPCC 98-03**; E. Liegard, PhD thesis, University of Caen, unpublished (1998).
8. T. Nakamura *et.al.*, contribution to the proceedings of the 2nd Int. Conf. on Exotic Nuclei and Atomic Masses, Michigan (USA), 23-27 June (1998).
9. P. Banerjee *et.al.*, *Phys. Rev.* **C58**, 1042 (1998); P. Banerjee, **nucl-th/9901034**.
10. D. J. Vierira *et.al.*, *Phys. Rev. Lett.* **57**, 3253 (1986); A Gillibert *et.al.*, *Phys. Lett.* **B192**, 39 (1987); J. M. Wouters *et.al.*, *Z. Phys.* **A331**, 229 (1988); N. A. Orr *et.al.*, *Phys. Lett.* **B258**, 29 (1991).
11. J. S. Winfield *et.al.*, *J. Phys.* **G25**, 755 (1999).
12. H. Lenske and G. Schrieder, *J. Eur. Phys.* **A241** (1998); N. K. Timofeyuk and R. C. Johnson, *Phys. Rev.* **C59**, 1545 (1999); M. Yilmaz and B Gönül, to appear in *Few-Body Syst. J.*
13. J. C. Hardy, in *Workshop on the Production and Use of Intense Radioactive Beams and Isospin Laboratory, JIHIR, Oak Ridge, Tennessee, 1992* (Edited by Jerry D. Garrett) p.51.
14. J. S. Al-Khalili and J. A. Tostevin, *Phys. Rev. Lett.* **76**, 3903 (1996); J. S. Al-Khalili *et.al.*, *Phys. Rev.* **C54**, 1843 (1996); J. A. Tostevin and J. S. Al-Khalili, *Nucl. Phys.* **A616**, 418c (1997); J. A. Tostevin *et.al.*, *Nucl. Phys.* **A630**, 340c (1998).
15. R. C. Johnson and P. J. R. Soper, *Phys. Rev.* **C1**, 976 (1970).
16. H. Amakawa *et.al.*, *Phys. Rev.* **C29**, 699 (1984); E. J. Stephenson *et.al.*, *Phys. Rev.* **C42**, 2562 (1990).

17. M. Igarashi *et.al.*, Computer Program TWOFNR (Surrey University version).
18. G. Audi and A. H. Wapstra, Nucl. Phys. **A565**, 1 (1993).
19. D. R. Tilley *et.al.*, Nucl. Phys. **A564**, 1 (1993).
20. P. L. Reeder *et.al.*, Phys. Rev. **C44**, 1435 (1991).
21. E. K. Warburton and D. J. Millener, Phys. Rev. **C39**, 1120 (1989).
22. R. Zhongzhou *et.al.*, Nucl. Phys. **A605**, 75 (1996).
23. H. Herndl *et.al.*, Phys. Rev **C60**, 64614 (1999).
24. F. D. Bechetti and G. W. Greenlees, Phys. Rev. **182**, 1190 (1969).
25. D. R. Tilley *et.al.*, Nucl. Phys. **A595**, 1 (1995).

FIGURE CAPTIONS

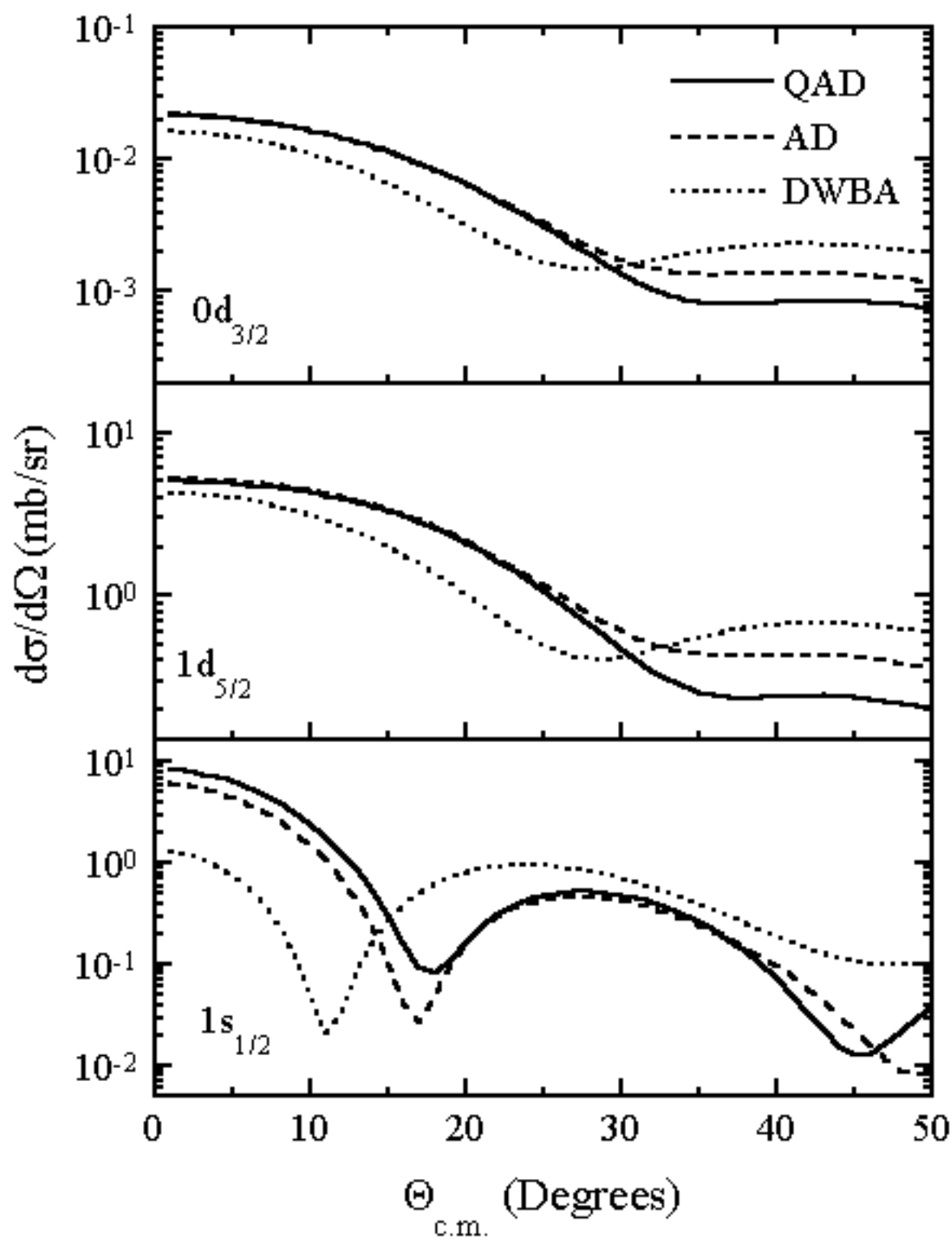
Fig. ?? Calculated differential cross section angular distributions obtained by different theoretical models for the reaction $^{17}C(p, d)^{16}C$ at 30 MeV for a $1s_{1/2}$, $0d_{3/2}$ and $0d_{5/2}$ transfer. The spectroscopic factors are set to 0.644, 0.035 and 0.701, respectively.

Fig. ?? Calculated angular distributions using the QAD model for the transitions as in Fig. ??

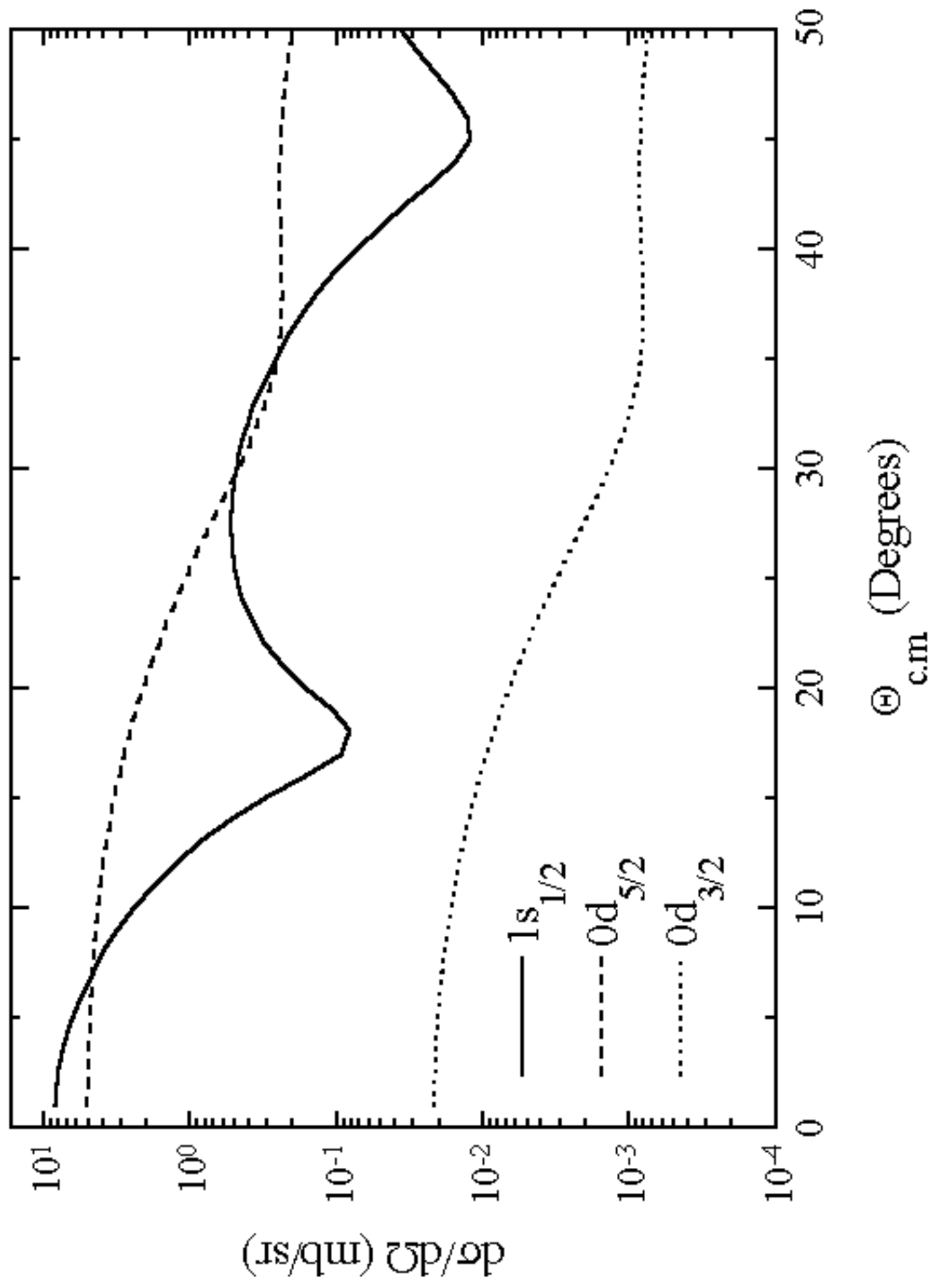
Fig. ?? Calculated differential cross section angular distributions obtained by the QAD model for the $^{19}C(p, d)^{18}$ reaction at 30 MeV for possible neutron-halo configurations. The spectroscopic factor is 1.

Fig. ?? As for Fig. ??, but the QAD calculations have been carried out for different bombarding energies in case of a $(0^+ \otimes 1s_{1/2})$ neutron-halo configuration.

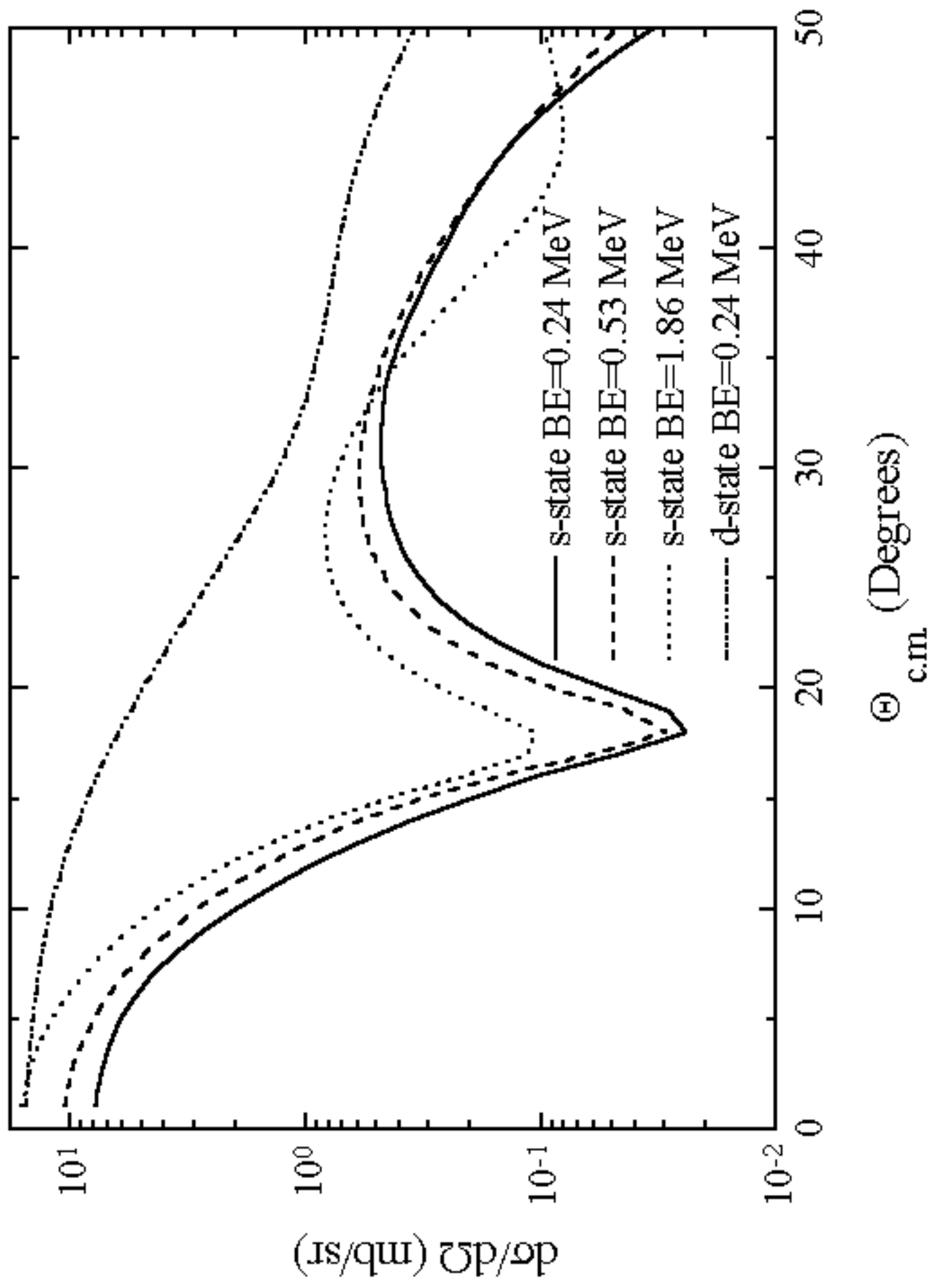
$^{17}\text{C} (p,d) ^{16}\text{C}$



$^{17}\text{C} (p,d) ^{16}\text{C}$



$^{19}\text{C} (p,d) ^{18}\text{C}$



$^{19}\text{C} (p,d) ^{18}\text{C}$

