

**Measurement of Pion Enhancement at Low Transverse
Momentum and of the Δ Resonance Abundance in Si-Nucleus
Collisions at AGS Energy**

J. Barrette³, R. Bellwied⁸, P. Braun-Munzinger⁶, W. E. Cleland⁵, T. M. Cormier⁸, G. David⁶, J. Dee⁶, G. E. Diebold⁹, O. Dietzsch⁷, J. V. Germani⁹, S. Gilbert³, S. V. Greene⁹, J. R. Hall⁴, T. K. Hemmick⁶, N. Herrmann², B. Hong⁶, K. Jayananda⁵, D. Kraus⁵, B. S. Kumar⁹, R. Lacasse³, D. Lissauer¹, W. J. Llope⁶, T. W. Ludlam¹, S. McCorkle¹, R. Majka⁹, S. K. Mark³, J. T. Mitchell⁹, M. Muthuswamy⁶, E. O'Brien¹, C. Pruneau³, M. N. Rao⁶, F. Rotondo⁹, N. C. daSilva⁷, U. Sonnadara⁵, J. Stachel⁶, H. Takai¹, E. M. Takagui⁵, T. G. Throwe¹, G. Wang³, D. Wolfe⁴, C. L. Woody¹, N. Xu⁶, Y. Zhang⁶, Z. Zhang⁵, C. Zou⁶

(E814 Collaboration)

¹ *Brookhaven National Laboratory, Upton, NY 11973*

² *Gesellschaft für Schwerionenforschung, Darmstadt, Germany*

³ *McGill University, Montreal, Canada*

⁴ *University of New Mexico, Albuquerque, NM 87131*

⁵ *University of Pittsburgh, Pittsburgh, PA 15260*

⁶ *SUNY, Stony Brook, NY 11794*

⁷ *University of São Paulo, Brazil*

⁸ *Wayne State University, Detroit, MI 48202*

⁹ *Yale University, New Haven, CT 06511*

(August 28, 2018)

Abstract

We present measurements of the pion transverse momentum (p_t) spectra in central Si-nucleus collisions in the rapidity range $2.0 < y < 5.0$ for p_t down

to and including $p_t = 0$. The data exhibit an enhanced pion yield at low p_t compared to what is expected for a purely thermal spectral shape. This enhancement is used to determine the Δ resonance abundance at freeze-out. The results are consistent with a direct measurement of the Δ resonance yield by reconstruction of proton-pion pairs and imply a temperature of the system at freeze-out close to 140 MeV.

PACS number: 25.75.+r

Collisions of heavy nuclei at ultrarelativistic energies produce a zone of hot, compressed matter. Information from measurements of transverse energy production [1,2] and baryon distributions [3–5] indicate that baryon densities up to ten times normal nuclear matter density are reached during the collision [6–8]. This highly compressed system then expands [9] until its constituents cease to interact, *i.e.* “freeze out”. The expansion is reflected in the slopes of transverse momentum spectra at midrapidity, which systematically become flatter with increasing particle mass [10,11]. Very recently [12] sideways flow was directly identified for Au+Au collisions at AGS energy. Such flow effects demonstrate the presence of large thermal pressures, and should provide information on the equation of state of the hot and dense matter formed in the collision. At the same time, the connection between the transverse momentum spectra of hadrons and the temperature of the fireball at freeze-out is complicated by additional parameters such as flow velocities and flow profile.

To provide information on the composition of the fireball formed in the collision, and to get an independent measurement of the freeze-out temperature we report here measurements of the double differential cross sections for charged pions near the beam rapidity ($y = 3.4$) in central $^{28}\text{Si}+\text{Al}$, Pb collisions at $p_{lab} = 14.6$ GeV/c per nucleon. The aim of these experiments was to measure transverse momentum (p_t) spectra for pions in a kinematical region where predicted enhancements at low p_t would show up strongly. The experimental status of low p_t phenomena in high energy nuclear collisions and possible interpretations have been summarized recently [13]. At AGS energies a major source of the enhancement is expected to be [14,15] the pions produced by the decay of the $\Delta(1232)$ resonance. The decay preferentially populates the spectrum at low p_t wherefrom the abundance of the Δ at freeze-out can be inferred. This can then be used [15] to determine the system’s true temperature. To provide further support for the feeding scenario and independent information on the Δ abundance, we also present the results of an effort to directly reconstruct the Δ^{++} using the $p\pi^+$ invariant mass spectrum.

The experiment was performed using the E814 apparatus at the AGS at Brookhaven National Laboratory. The apparatus is described in detail elsewhere [1–3,17]. A 14.6 GeV/c

per nucleon ^{28}Si beam was incident upon Pb targets of thicknesses of 1.1 and 2.2 g/cm² and Al targets of 0.33 and 0.66 g/cm², corresponding to 1.2 and 2.4 % of a silicon interaction length, respectively. Collision centrality was determined via a charged particle multiplicity measurement in the interval $0.85 < \eta < 3.8$. Experimental details and the connection between centrality and charged particle multiplicity are discussed in [18].

Particles emitted in the forward direction were accepted and analyzed by a forward spectrometer. We define z along the incident beam, y vertically upward and x so as to make a right handed coordinate system. The spectrometer aperture $-115\text{mr} < \theta_x < 14\text{mr}$ and $|\theta_y| < 21\text{mr}$ was defined by a Pb/steel collimator. Accepted particles pass through a dipole magnet and are momentum analyzed via a pair of drift/pad tracking chambers. The momentum resolution of the spectrometer has been modelled using the GEANT package [19]. At the low field used in the present measurements, the resolution in momentum p is dominated by multiple scattering and is nearly uniform in momentum with $\delta p/p \sim 4.1\%$ for the momentum range considered here. Scattering in the target creates a distortion in p_t without significantly altering p . This effect together with all other imperfections implies that $\delta p_t < 4 \text{ MeV}/c$ for $p_t < 100 \text{ MeV}/c$ and $\delta p_t/p_t = 4\%$ for larger p_t values. All data are presented in 10 MeV/ c p_t bins.

Time-of-Flight and hence velocity is determined by one of two scintillator hodoscopes located 12 m (200 psec resolution) and 31 m (350 psec resolution) from the target. The spectrometer is capable of separating protons and pions up to $p = 7 \text{ GeV}/c$. Background in the pion sample due to kaons and unrecognized decays is less than 10%. Possible electron contamination was investigated in two ways. First, for momenta below 0.5 GeV/ c electrons can be separated via time-of-flight. In this momentum range, the electron to pion ratio is observed to decrease with increasing p and is close to 5% at 0.5 GeV/ c . Simulations imply that the primary source of electron contamination is photon conversion in the target. A comparison of results for the 1% and 2% targets shows no statistically significant evidence for electron contamination in the pion sample presented here. We conclude that electron contamination can be neglected. Consequently, the data obtained with the 1.1 and 2.2 %

targets were combined.

Fig. 1 shows a summary of the measured π^- transverse mass ($m_t = \sqrt{p_t^2 + m_\pi^2}$) spectra for central ($\sigma/\sigma_{geo} \leq 2\%$) Si+Pb collisions. Here m_π is the pion rest mass. The vertical axis is $1/m_t^2 \times d^2N/dm_t dy$, the representation in which a Boltzmann (or thermal) distribution is a pure exponential in m_t . Our acceptance in m_t is largest for rapidities $3.0 < y < 4.0$. The measurable range in m_t is limited by the geometrical opening of the spectrometer at low y and particle identification at high y . The solid curves in Fig. 1 show Boltzmann fits to the data, with the fit interval restricted to $(m_t - m_\pi) > 160 \text{ MeV}/c^2$. The data exhibit a significant enhancement over this functional form at low m_t . This is most clearly seen in the inset which shows the ratio of the data to the thermal fit on a linear scale. The dashed line demonstrates that the data rise also faster than expected from an invariant distribution $1/m_t \times d^2N/dm_t dy \propto \exp(-m_t/T)$. Results for π^+ , and for the Al target, (not shown here) exhibit enhancements of similar strength as those in Fig. 1. The strength of the enhancement does not vary significantly with centrality in the range $\sigma/\sigma_{geo} = (2-10)\%$.

The large stopping at AGS energies [3] implies that the fireball formed in the collision is baryon-rich. Therefore, baryonic resonances and in particular the $\Delta(1232)$, in the following simply denoted Δ , with its low decay momentum of $227 \text{ MeV}/c$ are therefore anticipated to be the major contributors to pion spectra at low p_t [15,16]. One can extract from the pion spectra an estimate of the fraction of pions resulting from Δ decay. To do this we have computed the pion spectral shape by superposition of direct thermal pions (with spectral slope adjusted at high m_t) and pions from Δ decay for various ratios $f = \pi_\Delta/\pi_{direct}$. Rapidity and p_t distributions of the Δ were taken to follow predictions by the RQMD model [20] but the assumption that the Δ distributions follow those of the measured [3] protons yields very similar results. Fig. 2 shows the ratio of the pion spectra to the fitted Boltzmann distribution. The data are compared to model calculations using $f=0.4$ and 0.6 . The calculations bracket the data quite well and establish that the ratio $f = 0.5 \pm 0.1$ implying that 1/3 of all pions come from Δ decay without further interaction. The ratio between the number of pions and nucleons for central Si+Pb collisions is observed to be $(\pi/N)_{exp} \approx 1.07$ [11,21].

Hence the fraction of nucleons excited to the Δ resonance at freezeout is 0.36 ± 0.05 .

The measured pion spectra are also well reproduced by cascade models such as RQMD [20] and ARC [8] which have the Δ resonance explicitly built into the collision dynamics. This is illustrated by the dashed lines in Fig. 1 representing the RQMD prediction, which accounts for shape and absolute yield of the data once the experimental trigger conditions are incorporated. Predictions using the RQMD and ARC models are in good agreement with all our pion data (for both charges and both targets). The dominant source of the rise at low m_t in pion spectra calculated with RQMD can be traced back [20] to the $\Delta(1232)$ resonance decay. The overall predicted freeze-out Δ excitation probability of 0.35 is very close to the experimental value given above.

Close inspection of Fig. 1 reveals that in addition to the low p_t enhancement discussed above there is also visible in the data an increase with even steeper slope at very low transverse momenta ($p_t < 50$ MeV/c corresponding to $m_t - m_\pi < 0.01$ GeV/c²). A similar effect is seen [22] in our recent measurement covering backward rapidities with a different detector. Whether this is also due to resonance decays (such as η decay, see [15]) or has a more exotic origin (such as chiral symmetry restoration [23]) remains to be quantitatively explored.

To get an independent measurement of the number of Δ 's at freeze-out in Si+Pb collisions we have reconstructed the Δ^{++} via its decay to $p\pi^+$. This is the most easily measured of all Δ decays since (i) its branching ratio is nearly 100%, (ii) all particles in the final state are charged, and (iii) there is no interference from Λ decay (which could disturb Δ^0 measurements). Additionally, the asymmetry of the E814 spectrometer makes it best suited for like-sign pair measurements.

The invariant mass for $p\pi^+$ pairs was reconstructed for central ($\sigma/\sigma_{geo} \leq 10\%$) collisions. Protons near beam rapidity ($y \geq 3.1$) were rejected from the sample since they are in part projectile fragments. Pions below rapidity 3.0 were rejected since the Δ decay kinematics does not permit such pions into the E814 spectrometer acceptance with the proton rapidity cut used.

Fig. 3 shows a summary of our measurement of the Δ^{++} using $p\pi^+$ pairs. The analysis employs the “mixed events” technique. This method allows to separate a small signal from a large combinatorial due to uncorrelated pairs. One determines the shape of the combinatorial background by constructing an invariant mass spectrum using (uncorrelated) protons and pions from different events. The resulting distribution is normalized (see below) to the true pair spectrum and subtraction yields the signal. To normalize, we treat the combinatorial spectrum as a function of a single free parameter, the normalization constant. This function is fitted to the high mass end ($M_{inv} > M_1$) of the true pair spectrum, choosing a normalization constant which minimizes χ^2 . The net Δ^{++} yield was found to not differ beyond statistics using M_1 values in the range $1.4 < M_1 < 1.8 \text{ GeV}/c^2$. Lower values of M_1 result in over-subtraction and higher values suffer from statistical uncertainties. Note that the true pair acceptance for decay of a nuclear resonance with $M \geq 1.4 \text{ GeV}/c^2$ is vanishing. A value of $M_1 = 1.4 \text{ GeV}/c^2$ was selected for the analysis. The solid and dashed histograms in Fig. 3 show the results for the true pair invariant mass (M_{inv}) distribution and the normalized combinatorial background distribution.

The robustness of the analysis procedure was tested via Monte Carlo analysis. A “negative test” data sample of uncorrelated $p\pi^+$ pairs was generated using the measured single particle distributions. Analysis of these data shows no Δ signal. Additionally, a “positive test” was performed on $p\pi^+$ pairs from RQMD-generated events to verify that the Δ resonance is observed correctly there.

The M_{inv} spectrum of $p\pi^+$ pairs after background subtraction is shown in the bottom panel of Fig. 3. The total yield into the E814 acceptance for 4.01×10^5 central collisions is $587 \pm 165 \Delta^{++}$. We have computed the acceptance of the E814 spectrometer for Δ^{++} using GEANT. Over the rapidity interval $1.9 < y < 3.1$ covered by the experiment the acceptance varies between 3×10^{-4} at $y=2$ and 1.2×10^{-2} at $y=3$. Assuming that the shape of the Δ rapidity and p_t distribution is close to that measured for protons [3,17], and taking into account a track reconstruction efficiency of 73% per particle, the yield corresponds to $1.7 \pm 0.5 \Delta^{++}$ per central Si+Pb collision into $1.9 < y < 3.1$. Using the Δ distributions in y and

p_t from RQMD gives a very similar result.

The predicted Δ^{++} yield at freeze-out from the RQMD model is in good agreement with the measurement. To best approximate our experimental conditions, we have chosen to analyze RQMD events in a similar manner as the actual data and extract the predicted Δ yield using a combinatorial mass spectrum and a mixed-event subtraction. The RQMD prediction is then $1.6 \pm 0.3 \Delta^{++}$ per event in the rapidity interval $1.9 < y < 3.1$, in remarkable agreement with our measurement. The same calculation yields a rapidity integrated yield of Δ^{++} of 14.7 ± 0.9 and finds 35 % of all nucleons in the Δ resonance at freeze-out.

Assuming thermal equilibrium, the measured Δ abundance yields information [15] on the freeze-out temperature of the system, independent of analyses of the slopes of particle spectra. To determine the freeze-out temperature T , we calculated the number density of all nonstrange baryonic resonances with masses less than $2 \text{ GeV}/c^2$ as a function of temperature. The calculation closely follows that of [15] but takes, in addition, into account the widths of all states. The results for population ratios (which are essentially independent of baryon chemical potential) are presented in Fig. 4 as a function of T for all included baryons. Using the population ratio for Δ 's of 0.36 ± 0.05 determined from our data we extract the freeze-out temperature to be $T = 138_{-18}^{+23} \text{ MeV}$.

In summary, we have shown that pion spectra from Si-nucleus collisions at AGS energy exhibit a significant enhancement at low p_t . A simple model incorporating pions from Δ decay accounts quite accurately for the observed shape if Δ /nucleon ratios in the range 0.36 ± 0.05 are assumed. RQMD calculations are consistent with our result and also reproduce accurately the measured pion spectra. Additionally, the results from the analysis of spectral shapes are consistent with a direct measurement of the Δ^{++} abundance for Si+Pb, which yields $1.7 \pm 0.5 \Delta^{++}$ per collision in the rapidity interval $1.9 < y < 3.1$. Our measurement thus quantitatively establishes the importance of the Δ resonance to the dynamics of the collision. We find that the same concentration of freeze-out Δ 's simultaneously explains our pion enhancement and the directly measured yield of Δ^{++} . Finally, the results imply that in central Si+Pb collisions a fireball is formed with substantial excitation of Δ baryons which

freezes out at $T = 138_{-18}^{+23}$ MeV.

We wish to thank the Brookhaven Tandem and AGS staff for their excellent support and are particularly grateful for the expert help of W. McGahern and Dr. H. Brown. R. Hutter and J. Sondericker provided important technical support. Financial support by the US DoE, the NSF, the Canadian NSERC, and CNPq Brazil is gratefully acknowledged.

REFERENCES

- [1] J. Barrette *et al.*, E814 Collaboration, Phys. Rev. Lett **64**, 1219(1990).
- [2] J. Barrette *et al.*, E814 Collaboration, Phys. Rev. Lett **70**, 2996(1993).
- [3] J. Barrette *et al.*, E814 Collaboration, Z. Physik **C59**, 211(1993).
- [4] T. Abbott *et al.*, E802 Collaboration, Phys. Rev. Lett. **64**, 847(1990).
- [5] M. Gonin for the E802/E866 Collaboration, Nucl. Phys. **A566**, 601c(1994).
- [6] J. Stachel and P. Braun-Munzinger, Phys. Lett **B216**, 1(1989).
- [7] H. Sorge, A. von Keitz, R. Mattiello, H. Stöcker and W. Greiner, Phys. Lett **B243**, 7(1990).
- [8] Y. Pang, T. J. Schlagel, and S. H. Kahana, Phys. Rev. Lett. **68**, 2743(1992); T. J. Schlagel, S. H. Kahana and Y. Pang, Phys. Rev. Lett. **69**, 3290(1992).
- [9] J. Barrette *et al.*, E814 Collaboration, Phys. Lett. **B333**, 33(1994).
- [10] J. Stachel and G. R. Young, Annu. Rev. Nucl. Part. Sci. **42**, 537(1992).
- [11] J. Stachel, E814 Collaboration, Nucl. Phys. **A566**, 135c(1994).
- [12] J. Barrette *et al.*, E877 Collaboration, Phys. Rev. Lett. **73**, 2532(1994).
- [13] J. Simon-Gillo, Nucl. Phys. **A566**, 175c(1994).
- [14] R. Stock, Phys. Rep. **135**, 259(1986) and references therein.
- [15] G.E. Brown, J. Stachel, and G.M. Welke, Phys. Lett. **B253**, 19(1991).
- [16] H. Sorge, Phys. Rev. **C49**, 1253(1994).
- [17] J. Barrette *et al.*, E814 Collaboration, Phys. Rev. **C50**, 3047(1994).
- [18] J. Barrette *et al.*, the E814 collaboration, Phys. Rev. **C46**, 312(1992).

- [19] R. Brun, F. Bryant, A.C. McPherson, and P. Zanmarini, GEANT 3 Users Guide, CERN DD Division Report No. DD/EE.84-1, 1984, unpublished.
- [20] H. Sorge, R. Mattiello, H. Stöcker, W. Greiner, Phys. Rev. Lett. **68**, 286(1992).
- [21] P. Braun-Munzinger *et al.*, E814/E877 Collaboration, Proc. Nato Advanced Study Institute on Hot and Dense Nuclear Matter, Bodrum, Turkey, Oct. 1993 (Plenum, New York) in press.
- [22] J. Barrette *et al.*, E814 preprint, Oct. 1994.
- [23] G.E. Brown, private communication.

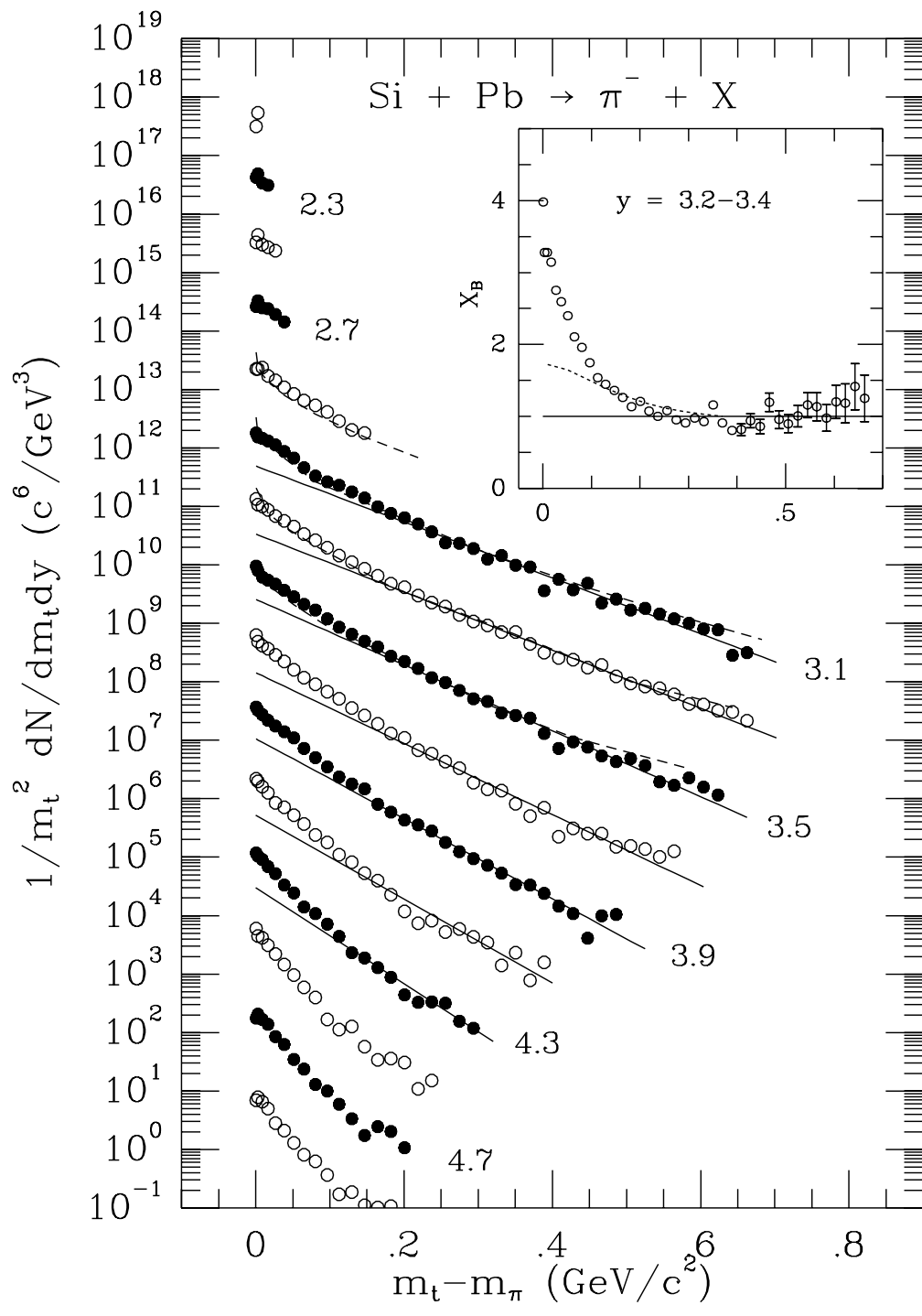
FIGURES

FIG. 1. Pion transverse mass spectra for central ($\sigma/\sigma_{geo} = 2\%$) Si + Pb collisions in different rapidity intervals. Starting with $y=4.7$, the distributions in each successively lower y bin have been multiplied by increasing powers of 10. Shown in the inset are the ratios: Data/Boltzmann (points) and m_t exponential/Boltzmann (dotted line). For more details see text.

FIG. 2. Pion transverse mass spectra plotted as a ratio of the data to the best fit Boltzmann distribution ($m_t \geq 300\text{MeV}/c^2$). Also shown are predictions from a model containing direct pions and Δ decay pions in the ratios $\pi_{\Delta}/\pi_{direct} = 0.4$ and 0.6 (lower and upper curves respectively).

FIG. 3. Reconstruction of the Δ^{++} resonance. Shown in the top panel are the invariant mass spectra of $p\pi^+$ pairs from the same event (solid histogram) and of $p\pi^+$ pairs from mixed events (dashed histogram). The bottom panel shows the difference in the true pair and mixed event pair spectra in which the Δ resonance is visible.

FIG. 4. Thermal occupation probabilities of non-strange baryons with mass $m < 2 \text{ GeV}/c^2$ as function of temperature. For details see text.

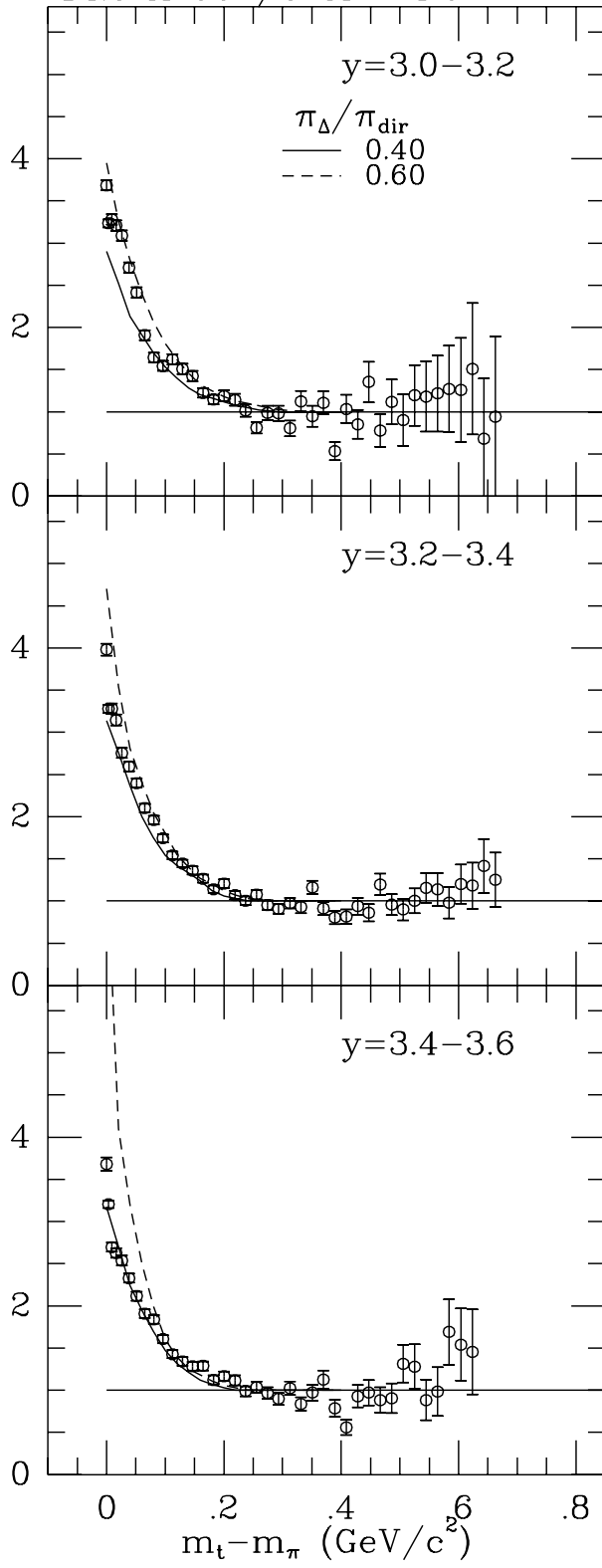


This figure "fig1-1.png" is available in "png" format from:

<http://arxiv.org/ps/nucl-ex/9412002v1>

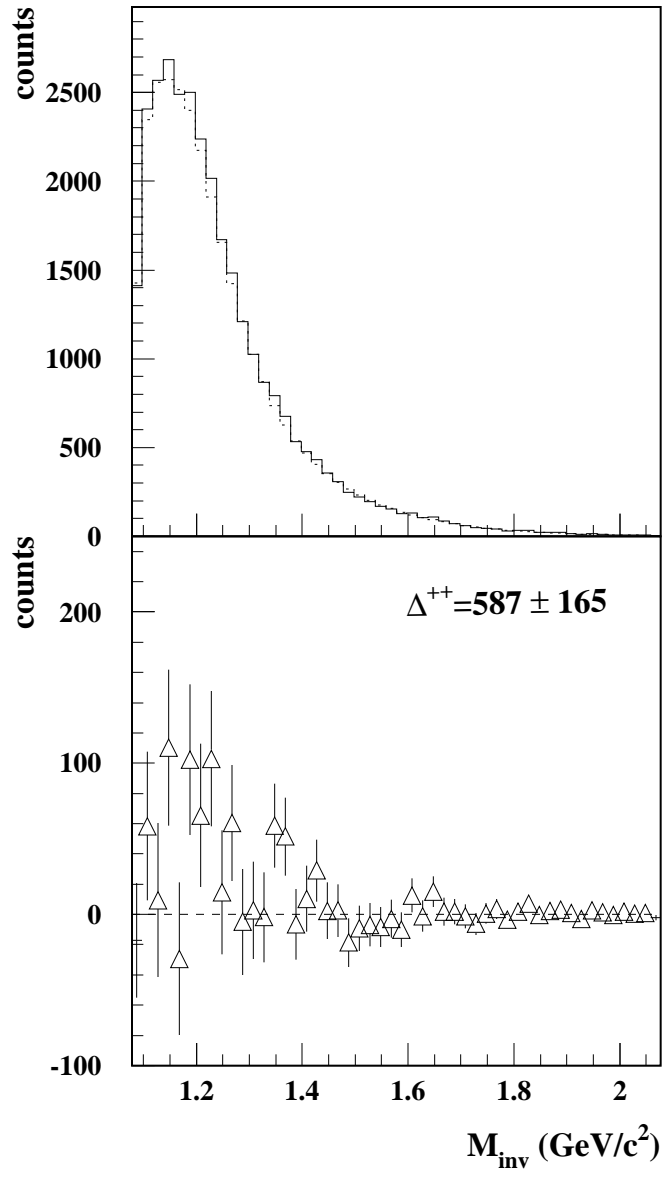
Data/Boltzmann Fit

14.6 A GeV/c Si + Pb $\rightarrow \pi^-$



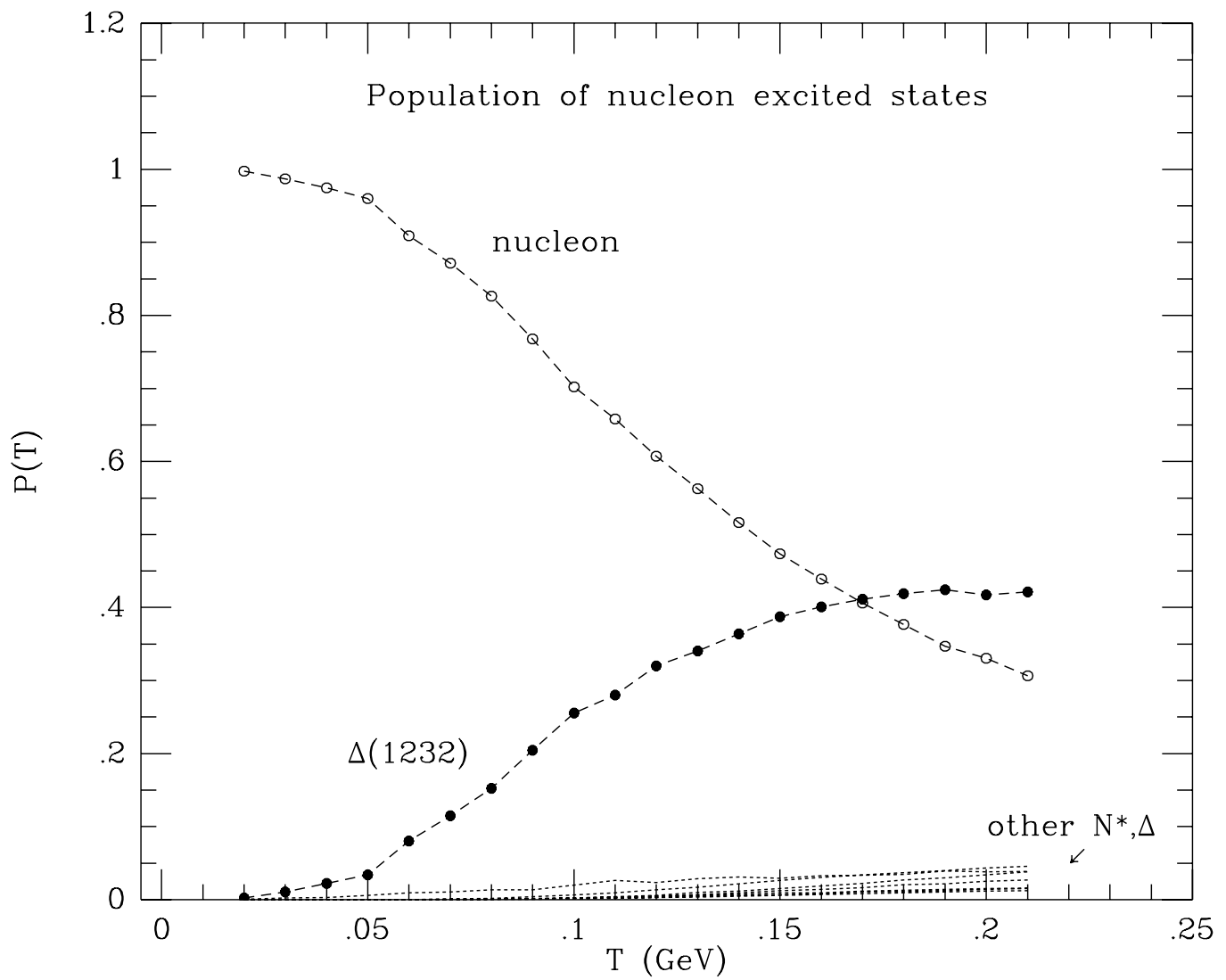
This figure "fig1-2.png" is available in "png" format from:

<http://arxiv.org/ps/nucl-ex/9412002v1>



This figure "fig1-3.png" is available in "png" format from:

<http://arxiv.org/ps/nucl-ex/9412002v1>



This figure "fig1-4.png" is available in "png" format from:

<http://arxiv.org/ps/nucl-ex/9412002v1>