

Introduction to the Double-Beta Decay Experimental Program

Steven R. Elliott

Los Alamos National Laboratory, Los Alamos, NM 87506, USA

E-mail: elliotts@lanl.gov

Abstract. This document gives an overview of the technical issues and goals facing future double-beta decay experiments.

1. Introduction

The science of double-beta decay has been described in detail in a number of good review articles [1, 2, 3, 4]. In addition, these proceedings contain a lot of more current information on this rich and exciting field. Previous experimental results are summarized in Ref.[5], and the theoretical situation concerning the matrix elements is summarized in Ref.[6]. Here we just list the very impressive experimental accomplishments to date in Table 1.

In this article, we describe the issues facing the $0\nu\beta\beta$ experimental program of the future. Table 2 lists the active proposals for the future projects of which the author is aware. It presents an amazing variety of experimental techniques and expertise and is a tribute to the skill and ingenuity of the scientists involved. Many of these projects are well underway and many others have vigorous research programs, hence, the situation is extremely encouraging. While issues specific to a given project are described in other articles within these proceedings, there are numerous issues that are common to all these projects and it is these issues that are the focus of this article.

2. Producing a Result with Confidence

The recent claim for positive evidence for $0\nu\beta\beta$ in ^{76}Ge [34] has been controversial. One must ask why this result was not universally accepted and what types of evidence are required to ensure that future claims are embraced by the community. Even though a peak is arguably present in the spectrum of this work, the signal was very weak and immersed in a large background. The background model had a fair amount of uncertainty including some unidentified lines near the region of interest. Supporting evidence to prove the peak was indeed due to $0\nu\beta\beta$ and not some competing process was insufficient. Although future experiments will certainly have improved signal/background ratios, the supporting evidence question is more complicated. By noting that the physical process of $0\nu\beta\beta$ has distinct characteristics, one can make a subjectively ordered list of potential supporting criteria.

- To show that $0\nu\beta\beta$ likely exists, one needs a combination of:
 - a clear peak at the correct $0\nu\beta\beta$ energy value

Table 1. A summary of the recent $0\nu\beta\beta$ results. The $\langle m_{\beta\beta} \rangle$ limits are those deduced by the authors. All limits are at 90% confidence level unless otherwise indicated. The columns providing the exposure and background are based on arithmetic done by the author of this paper, who takes responsibility for any errors in interpreting data from the original sources.

Isotope	Exposure (kmole-y)	Background (counts)	Half-Life Limit (y)	$\langle m_{\beta\beta} \rangle$ (meV)
^{48}Ca	5×10^{-5}	0	$> 1.4 \times 10^{22}$	$< 7200 - 44700$ [7]
^{76}Ge	0.467	21	$> 1.9 \times 10^{25}$	< 350 [8]
^{76}Ge	0.117	3.5	$> 1.6 \times 10^{25}$	$< 330 - 1350$ [9]
^{76}Ge	0.943	61	$= 1.2 \times 10^{25}$	$= 440$ [12]
^{82}Se	0.022	7	$> 2.1 \times 10^{23}$	$< 1200 - 3200$ [13, 5]
^{100}Mo	0.131	14	$> 5.8 \times 10^{23}$	$< 600 - 2700$ [13, 5]
^{116}Cd	1×10^{-3}	14	$> 1.7 \times 10^{23}$	< 1700 [10]
^{128}Te	Geochem.	NA	$> 7.7 \times 10^{24}$	$< 1100 - 1500$ [11]
^{130}Te	0.07	12	$> 2.4 \times 10^{24}$	$< 400 - 1400$ [14]
^{136}Xe	7×10^{-3}	16	$> 4.4 \times 10^{23}$	$< 1800 - 5200$ [15]
^{150}Nd	6×10^{-5}	0	$> 1.2 \times 10^{21}$	< 3000 [16]

Table 2. A summary of the $0\nu\beta\beta$ proposals.

Collaboration	Isotope	Detector Description
CANDLES[17]	^{48}Ca	CaF ₂ crystals in liq. scint.
COBRA[18]	^{116}Cd	CdTe semiconductors
CUORE[19]	^{130}Te	TeO ₂ bolometers
DCBA[20]	^{82}Se	Nd foils and tracking chambers
EXO[21]	^{136}Xe	Xe TPC
GeH ₄ [22]	^{76}Ge	GeH ₄ tracking ionization chamber
GEM[23]	^{76}Ge	Ge detectors in LN
GSO[24, 25]	^{160}Gd	Gd ₂ SiO ₅ crystals in liq. scint.
Majorana[26]	^{76}Ge	Segmented Ge detectors
MOON[27]	^{100}Mo	Mo foils and plastic scintillator
GERDA[28]	^{76}Ge	Ge detectors in LN
Nano-crystals[29]		suspended nanoparticles
SeF ₆ [30]	^{82}Se	negative ion drifting SeF ₆ TPC
Super-NEMO[31]	^{82}Se	foils with tracking
Xe[32]	^{136}Xe	Xe dissolved in liq. scint.
XMASS[33]	^{136}Xe	liquid Xe

- a demonstration that the event is a single-site energy deposit
- measured event distributions (spatial, temporal) are representative of $0\nu\beta\beta$
- a demonstration that the measured decay rate scales with isotope fraction
- To present a convincing case, one needs:
 - an observation of the 2-electron nature of the $0\nu\beta\beta$ event
 - a demonstration that the kinematic distributions (electron energy sharing, opening angle) match those of $0\nu\beta\beta$
 - to observe the daughter nucleus appear in real time with the $0\nu\beta\beta$ decay

- to observe the excited state decay process with parameters indicative of $0\nu\beta\beta$
- To remove all doubt, many of the above $0\nu\beta\beta$ indicators should be:
 - measured in several isotopes

Although no experiment can demonstrate the entire list, the projects listed in Table 2 all exploit a number of these.

3. Experimental Requirements

Table 3 shows expected signal count rates in $0\nu\beta\beta$ experiments as a function of neutrino mass. Present experiments are reporting half-life limits near 10^{25} years or ≈ 500 meV, whereas the next round of experiments hope to reach 100 meV. Such experiments should cover the degenerate mass region. Beyond that, experiments hoping to have sensitivity near the atmospheric mass scale will need about 1 ton of isotope. To obtain a signal-to-noise ratio of 1 will require a background level of ≈ 1 count/ton-year, which will be extremely challenging. Processes that are typically considered when estimating contributions to the background for $0\nu\beta\beta$ include $2\nu\beta\beta$, naturally occurring radioactive isotopes, neutron-induced processes, and long-lived cosmogenic activities.

For the current generation of experiments, energy resolutions are sufficient to prevent the tail of the $2\nu\beta\beta$ energy spectrum from intruding into the $0\nu\beta\beta$ peak region. Resolution will become a concern, however, as we approach the ton scale. Even so, resolution is a critical issue for the signal-to-noise ratio at any level of sensitivity. For example, an experiment with a factor 2 worse resolution will require a corresponding lower background for an equivalent ratio.

Naturally occurring radioactive materials, such as U and Th chain isotopes, occur as impurities in virtually all materials that make up an apparatus. The challenge is to ensure that the level of impurity is sufficiently low such that the decays of these isotopes won't mask the desired signal. The solution to this problem is mostly understood, but it is difficult to implement. Great progress has been made understanding materials and their associated U/Th contamination. Furthermore, purification and assay techniques have also improved. Even so, elaborate QA/QC programs will be required. In addition, to reach the ton scale, future purity levels will continue to greatly challenge assay capabilities. Materials with purity levels of $\approx 1\mu\text{Bq/kg}$ or less will be required for ton scale experiments. It is difficult to assay materials to this level. Hence, improvements are needed in the sensitivity of assay techniques such as mass spectroscopy, direct counting, and neutron activation analysis. Problems associated with long-lived cosmogenic isotopes are material dependent, but the problematic isotopes have been identified. Minimizing the surface exposure of detector materials and performing selected construction activities underground can mitigate much of this background contribution.

Unfortunately, neutron-induced backgrounds are more subtle. Neutrons originate from a number of sources. Those arising from (α, n) and fission processes in a laboratory's surrounding rock have an energy up to ≈ 10 MeV and can be shielded effectively. Those arising from high-energy μ interactions in the rock and the detector shield materials can have very high energies and therefore are very penetrating. Unlike naturally-occurring radioactive isotopes, neutron-induced processes often don't have a unique signature that identifies the background process, which in turn provides clues to a mitigation plan. Instead, neutron related backgrounds are more likely to be a sum of a large number of processes, each of which is small by itself. This is especially true of $(n, n'\gamma)$ reactions. To fully understand and plan for these backgrounds, the low-energy nuclear physics needs to be fully implemented into the simulation codes and verified. In some cases, the data required to do this doesn't yet exist. Moving to a deep site that shields the experiment from μ 's will effectively reduce this background. Reference [35] estimates that a depth of ≈ 5000 m.w.e. will certainly suffice.

Table 3. A summary of the approximate $0\nu\beta\beta$ signal rate for a number of neutrino masses. These estimates are for Ge, but are qualitatively similar for most of the proposed isotopes.

Neutrino Mass Scale	$\langle m_{\beta\beta} \rangle$ meV	Representative half life years	Signal counts/ton-year
Degenerate	400	10^{25}	530
	100	5×10^{26}	10
Atmospheric	40	5×10^{27}	1
Solar	2	10^{29}	0.05

Figure 1 shows a flow chart indicating possible outcomes of future experiments and what they indicate for the future path of the overall $0\nu\beta\beta$ program. After the current generation of experiments (100-200 kg) are complete, there will be a decision point regarding the following generation. If these experiments are null, then it will be necessary to build experiments with a ton of isotope to search for a signal at the atmospheric scale. Alternatively, if the experiments see a signal, there is different choice to make depending on the precision of the result. If the result is not a precision result ($\sim 10\%$), then an expansion to the 1-ton scale is again warranted. Otherwise, if the result is a precision result, a follow-up experiment to measure the statistical distributions of kinematic parameters would be desired. Because the experimental design for measuring kinematic parameters may not be congruent with a simple scale up for a search experiment, planners will have to decide which direction to proceed after the current experiments are completed.

To reach a sensitivity at the solar scale, an experiment with 100 tons of isotope will be required. Such an experiment is not yet feasible for numerous reasons. Enrichment costs and production rates are not presently practical. Achieving the required excellent energy resolution (better than 1%) in such a large experiment is also daunting. Schemes involving 10^6 solid state detectors are conceivable, but costs would need to be greatly reduced to make that number of detectors affordable. Encouragingly, large multi-element detector electronics are improving and would not likely be a show-stopper. Alternatively, large volume detectors using metal-loaded liquid scintillator or Xe scale more easily and cost effectively. However, the energy resolution of such detectors is still too poor for this application. Significant research will be required on these technical difficulties if such an experiment is to be realized.

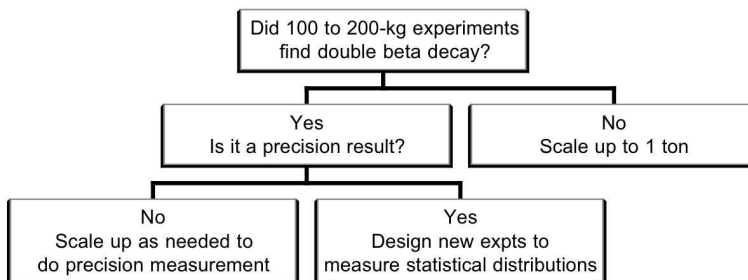


Figure 1. A cartoon of a decision tree for how the $\beta\beta$ program should proceed after the currently proposed generation of experiments.

If $0\nu\beta\beta$ is observed, we will want to extract all the underlying physics. The existence of the process would imply that neutrinos have a Majorana mass, but it doesn't necessarily mean

that light neutrinos mediate the decay. Other possibilities include heavy neutrino exchange and R-parity violating super-symmetry particle exchange. See Ref. [2] and references therein for a discussion of alternative decay mechanisms. The matrix elements, however, are different for differing processes and this leads to a possible technique for isolating the dominate one. By comparing $0\nu\beta\beta$ rates in several isotopes one might be able to identify the underlying physics. If one uses the present theoretical values for the matrix elements as a guide, it appears that 3 or more experiments, each with a total uncertainty (theory, statistical, systematic) of less than about 40% will be required.

4. The Majorana Phases

The linear combination of the neutrino mass eigenstates (ν_k) that mix to form the weak interaction eigenstates (ν_α) is given by a mixing matrix, $U_{\alpha k}$. This matrix may contain as many as 3 physically meaningful phases, two of which (the Majorana phases α_{21}, α_{31}) contribute to the effective double-beta decay mass ($\langle m_{\beta\beta} \rangle$). These phases do not contribute to the effective beta decay mass ($\langle m_\beta \rangle$) or the differences in the squares of the neutrino masses (Δm_{sol}^2) as measured in oscillation experiments.

If $U_{e3} \neq 0$, then both phases contribute to $\langle m_{\beta\beta} \rangle$ and since no other experiment has been identified that is sensitive to the phases, there will be an ambiguity in trying to extract the phase values. You can't deduce two parameters from one data point. However, if $U_{e3} = 0$, only one of the Majorana phases contribute to $\langle m_{\beta\beta} \rangle$ and it could, in principle be extracted. To show this we compare measurements of $\langle m_{\beta\beta} \rangle$, $\langle m_\beta \rangle$, and Δm_{sol}^2 for a toy model. Figure 2 was drawn for $m_1 = 300$ meV, $\Delta m_{\text{sol}}^2 = (9 \text{ meV})^2$, $U_{e1} = 0.866$, $U_{e2} = 0.5$, and $\alpha_{21} = 2.5$ radians. These result in $\langle m_\beta \rangle = 300$ meV and $\langle m_{\beta\beta} \rangle = 171$ meV. Note that the 3 measured parameters are all plotted as functions of the mass eigenvalues and they agree at only one point and then only if the correct value for α_{21} is chosen.

However, to determine the value of the phase with any precision requires great accuracy on $\langle m_{\beta\beta} \rangle$. Figure 3 shows $\langle m_{\beta\beta} \rangle$ as a function of the value of the phase for the above toy model. Its clear that if the uncertainty on $\langle m_{\beta\beta} \rangle$ is 50%, no information regarding α is obtained. For a useful determination of the phase, even in this simplistic two-flavor model, a precision nearing 10% is required. Note that a similar analysis can be found in Reference [36] and a three-neutrino-species example is presented in Reference [2].

5. Conclusions

This is a very exciting time for $\beta\beta$. The experimental program is poised to make great strides into a region that will greatly impact neutrino physics. Since neutrino oscillations imply that neutrinos have mass, even null $0\nu\beta\beta$ experiments will constrain the possible neutrino mass spectra. If one sees $0\nu\beta\beta$ in the upcoming experiments, the qualitative physics conclusion will be extremely exciting. However, to fully understand all the underlying physics, precision measurements in several nuclei will be needed.

Acknowledgments

Acknowledgments This work was supported in part by Laboratory Directed Research and Development at LANL. I thank Peter Doe and Petr Vogel for careful readings of this manuscript.

6. References

- [1] Elliott Steven R, and Petr Vogel, 2002 *Annu. rev. Nucl. Part. Sci.* **52** 115
- [2] Elliott S R and J Engel, 2004 *J. Phys.* **G30** R183
- [3] Barabash A S, 2004 *Physics of Atomic Nuclei* **67**, No. 3, 438
- [4] F.T Avignone III, G.S. King III and Yuri Zdesenko, 2005 *New Journal of Physics* **7** 6
- [5] Barabash A S, "Double beta decay experiments: Past and present results", presented at Neutrino 2006

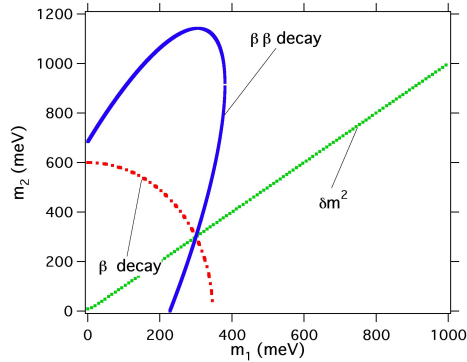


Figure 2. A consistency plot for the neutrino mass eigenvalues m_1 and m_2 , for various hypothetical measurements. This set of curves indicates how measured values of Σ , $\langle m_{\beta\beta} \rangle$, Δm_{sol}^2 , and $\langle m_{\beta} \rangle$ constrain the mass eigenvalues. See text for a description of the chosen input parameters.

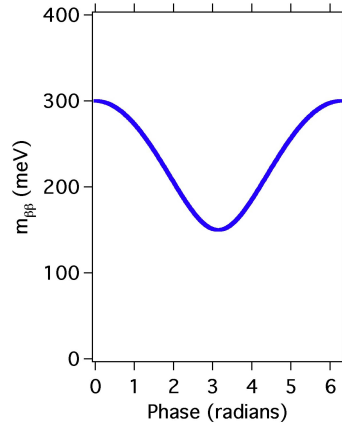


Figure 3. For the same parameters as those in Fig. 2, a plot of $\langle m_{\beta\beta} \rangle$ as a function of the Majorana phase.

- [6] Simkovic Fedor 2006, "The nuclear matrix elements for double-beta decay ", presented at Neutrino 2006
- [7] Ogawa I *et al* 2004 *Nucl. Phys. A* **730** 215; S. Umehara, "CANDLES for double beta decay of ^{48}Ca ", presented at TAUP 2005
- [8] Klapdor-Kleingrothaus H V, Päs H and Smirnov A Yu 2001 *Phys. Rev. D* **63** 073005
- [9] Aalseth C E *et al* 2002 *Phys. Rev. D* **65** 092007
- [10] Danevich F A *et al* 2003 *Phys. Rev. C* **68** 035501
- [11] Bernatowicz T *et al* 1993 *Phys. Rev. C* **47** 806
- [12] Klapdor-Kleingrothaus H V, Dietz A, Krivosheina I V and O. Chkvorets 2004 *Phys. Lett. B* **586** 198; *Nucl. Instrum. Meth. A* **522** 371
- [13] Arnold R *et al* 2005 *Phys. Rev. Lett.* **95** 182302
- [14] Arnaboldi C *et al* 2005 *Phys. Rev. Lett.* **95** 142501; R. Maruyama, "Cuore and Cuoricino: A bolometric search for neutrinoless double beta decay", presented at Neutrino 2006
- [15] Luescher R *et al* 1998 *Phys. Lett. B* **434** 407
- [16] De Silva A *et al* 1997 *Phys. Rev. C* **56** 2451
- [17] Kishimoto T 2004, private communication
- [18] Zuber K 2001 *Phys. Lett. B* **519** 1; J. Wilson, "The COBRE experiment", presented at Neutrino 2006
- [19] Arnaboldi C *et al* 2004a *Nucl. Instrum. Meth. A* **518** 775
- [20] Ishihara N *et al* 2000 *Nucl. Instrum. Meth. A* **443** 101
- [21] Danilov M *et al* 2000 *Phys. Rev. C* **62** 044501; A. Piepke, "New techniques: EXO, MOON, SuperNEMO", presented at Neutrino 2006
- [22] Robertson RGH 2005, private communication
- [23] Zdesenko Yu G, Ponkratenko O A and Tretyak V I 2001 *J. Phys.* **G27** 2129
- [24] Danevich F A *et al* 2001 *Nucl. Phys. A* **694** 375
- [25] Wang S C, Wong H T and Fujiwara M 2000 *Nucl. Instrum. Meth. A* **479** 498-510
- [26] Gaitskell R *et al* 2003 *Preprint* nucl-ex/0311013
- [27] Ejiri H *et al* 2000 *Phys. Rev. Lett.* **85** 2917; H. Nakamura, "MOON for double beta decay experiment and MOON-1 prototype detector status", presented at TAUP 2005
- [28] Abt I *et al* 2004 LNGS-LOI 35/04, *Preprint* hep-ex/0404039; S. Schöenert, "New techniques in $0\nu\beta\beta$ germanium experiments", presented at Neutrino 2006
- [29] McDonald A 2004 private communication for members of the SNO Collaboration
- [30] Nygren D 2005, private communication
- [31] Sarazin X *et al* 2000 *Preprint* hep-ex/0006031
- [32] Caccianiga B and Giammarchi M G 2001 *Astropart. Phys.* **14** 15
- [33] Moriyama S *et al* 2001 presented at XENON01 Workshop, Dec., Tokyo, Japan
- [34] Klapdor-Kleingrothaus H V, A Dietz, I V Krivosheina and O Chkvorets, 2004 *Nucl. Instrum. Meth. A* **522**

- [35] Mei D-M, and A Hime 2006 *Phys. Rev.* **D73** 053004
- [36] Barger V, S L Glashow, P Langacker, D Marfatia 2002 *Phys.Lett.* **B540** 247