

New Challenges to Hydrodynamics from Azimuthal Anisotropy at RHIC

A. H. Tang for the STAR Collaboration

Physics Dept., Brookhaven National Laboratory, USA

Abstract. This paper presents v_4/v_2^2 ratio as a function of transverse momentum (p_t), pseudorapidity (η) and collision centrality in Au+Au collisions at $\sqrt{s_{NN}} = 200$ GeV using the STAR detector at the Relativistic Heavy Ion Collider (RHIC). It is found that v_4/v_2^2 is larger than Hydrodynamic calculations, the centrality and transverse dependence of this ratio can not be fully described by Hydrodynamics, and the pseudorapidity dependence is opposite to what one expects from Hydrodynamics. The p_t dependence of v_1 is also presented. It is found that $v_1(p_t)$ for $|\eta| < 1.3$ changes sign, and two possible explanations of the sign change are discussed.

Keywords: v_1, v_2, v_4 , hydrodynamics

PACS: 25.75.-q, 25.75.Ld

INTRODUCTION

Azimuthal anisotropy describes the distribution of particles with respect to the reaction plane, and it is usually characterized by the Fourier harmonics (v_n) of this distribution [1]. As a sensitive probe of the bulk properties of the system created in ultrarelativistic nuclear collisions, it has gained increasing attention from both experimentalists and theorists [2]. The large elliptic flow (v_2) observed at RHIC has been viewed as a success of Hydrodynamics in heavy ion collisions [3], and the agreement of v_2 between RHIC data and Hydrodynamic predictions is used as one piece of evidence for the discovery of a dense and perfect liquid [4]. The recently measured higher harmonic v_4 provides new details regarding the shape of the distribution of particles in momentum space [5], and its magnitude and even its sign is important in understanding the initial configuration and the system evolution [6]. In a more recent work, it is suggested that v_4/v_2^2 can be directly used as a probe of ideal fluid behavior [9]. For a perfect fluid, this ratio is 0.5, and deviations from ideal-fluid behavior may yield higher values due to the increased value of v_4 . It is thus generally expected that this ratio should become larger at high p_t (>2 GeV/c) where Hydrodynamics breaks down. For the same reason, one also expects it to be larger at forward rapidity as well as in peripheral collisions. It is interesting to compare those expectations with data. As a successful model, Hydrodynamics is expected to describe not only even harmonics but also odd harmonics like directed flow (v_1), which characterizes the sideward bounce of particles, and carries very early information from the collision. In the past, most of the comparisons between Hydrodynamic calculation and data were focused on v_2 and v_4 , and in this paper, we make the first attempt to compare v_1 near midrapidity to Hydrodynamic predictions.

RESULTS

Figure 1 shows $v_4\{3\}/v_2^2\{4\}$, in Au+Au collisions at $\sqrt{s_{NN}} = 200$ GeV, as a function of p_t for 8 centrality classes. The result for the top 5% centrality is not shown because the computation of $v_2\{4\}$ fails for that centrality. In the plot, $v_4\{3\}$ and $v_2\{4\}$ stand for v_4 measured with three-particle cumulants [7], and v_2 measured with four-particle cumulants [8], respectively. The non-flow effect, which is one of the largest sources of systematic uncertainty in azimuthal flow analyses, is suppressed significantly in both measurements. We found that the ratio decreases as p_t increases until $p_t \sim 1$ GeV/c

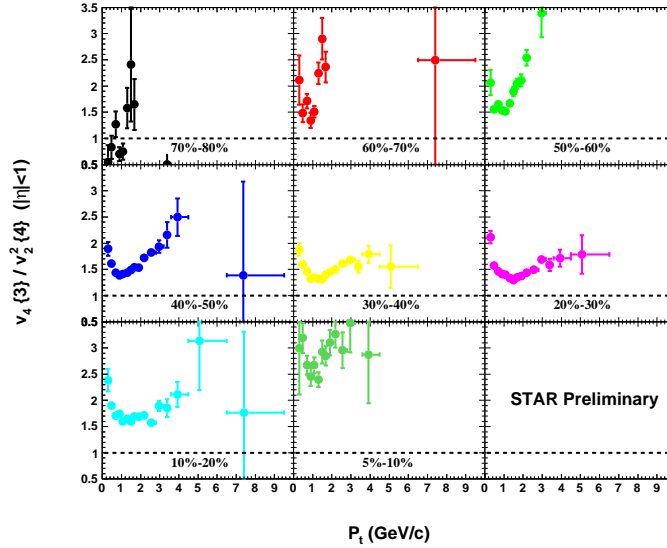


FIGURE 1. $v_4\{3\}/v_2^2\{4\}$ as a function of p_t for different centrality classes.

where it reaches its minimum, and above ~ 1 GeV/c in p_t , the ratio begins to increase. STAR reported 1.2 for the ratio v_4/v_2^2 in ref [5], and in that publication, the v_2 used in the ratio was measured by the standard event plane method ($v_2\{EP_2\}$). The ratio is higher than 1.2 if one uses $v_2\{4\}$ instead of $v_2\{EP_2\}$, as shown in Fig. 1. In the centrality and p_t range we have studied, even the minimum of this ratio, which occurs at $p_t \sim 1$ GeV/c in mid-central collisions, is far beyond the expected value of 0.5 from ideal Hydrodynamics. The rise of the ratio for p_t beyond ~ 1 GeV/c can be understood as the consequence of the breakdown of Hydrodynamics at high p_t , however so far there is no accurate prediction for the fall-and-rise feature of this ratio as a function of p_t .

The pseudorapidity dependence of this ratio is shown in Fig. 2. Because Hydrodynamics works best at mid-rapidity and breaks down at forward rapidity, this ratio is expected to be a minimum at mid-rapidity. For a similar reason, one would expect this ratio to decrease with centrality. However, the data show the opposite trend — the ratio is peaked at mid-rapidity, and the centrality dependence is more complicated, starting from peripheral events, it first decreases with centrality and reaches a minimum for mid-central events, then rises for central events. Note that the expectations mentioned above are based on pure Hydrodynamics, and there are other effects like viscosity that have not

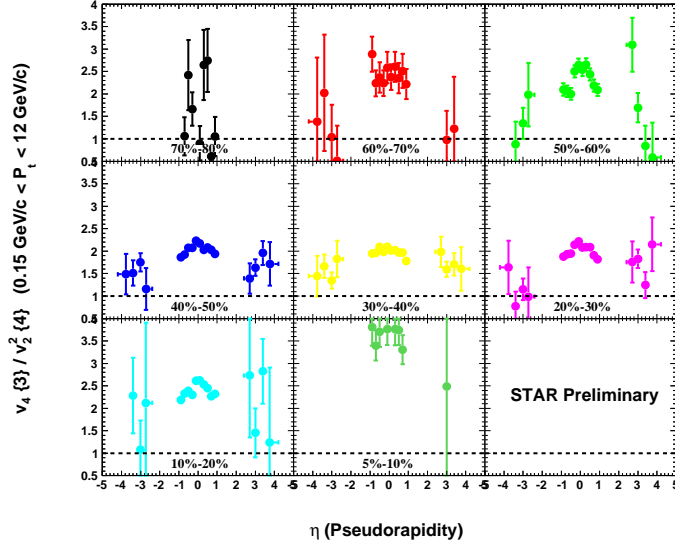


FIGURE 2. $v_4\{3\}/v_2\{4\}^2$ as a function of η for different centrality classes.

been taken into account. Other non-Hydrodynamic effects like the hadronic cascade at a later stage may also contribute to this ratio. In order to have a comprehensive understanding of this ratio, it is desirable to study the influence from these other factors.

It was shown in a recent work [10] that in a Hydrodynamic framework, the initial “tilting” in the transverse overlap region can make particles shift sideways in the direction of the impact parameter, and give rise to a non-zero directed flow v_1 . Because the colliding matter receives no overall transverse kick in this model, the p_t -integrated directed flow is zero. That means that if $v_1(p_t)$ is non-zero at low p_t , it has to change its sign at a higher p_t . The $v_1(p_t)$ in Au+Au collisions at $\sqrt{s_{NN}} = 200$ GeV is shown in Fig. 3. We found that $v_1(p_t)$ decreases with centrality. In central collisions, the $v_1(p_t)$ near the mid-rapidity region ($|\eta| < 1.3$) changes sign around $p_t = 1.5$ GeV/c. The sign change and the p_t where it happens is consistent with the prediction in [10]. However, if protons and pions are flowing in the direction opposite to each other, a sign change can also be expected simply due to the enhancement of baryon to meson production at intermediate p_t . Taking the relative yield of pions and protons, we can fit the charged particle v_1 , as shown by curves in the left panel of Fig. 3, with good χ^2/ndf (0.2 – 0.5). Currently we can not distinguish the two scenarios. The right panel is the same measurement obtained in the forward region ($2.5 < |\eta| < 4$). No crossing zero of $v_1(p_t)$ is observed in that pseudorapidity range.

SUMMARY

We have presented the ratio $v_4\{3\}/v_2\{4\}^2$ as a function of p_t and η for different collision centralities. We found that this ratio increases at high p_t which is in line with Hydrodynamics, but there is no accurate prediction for the fall-and-rise feature of this

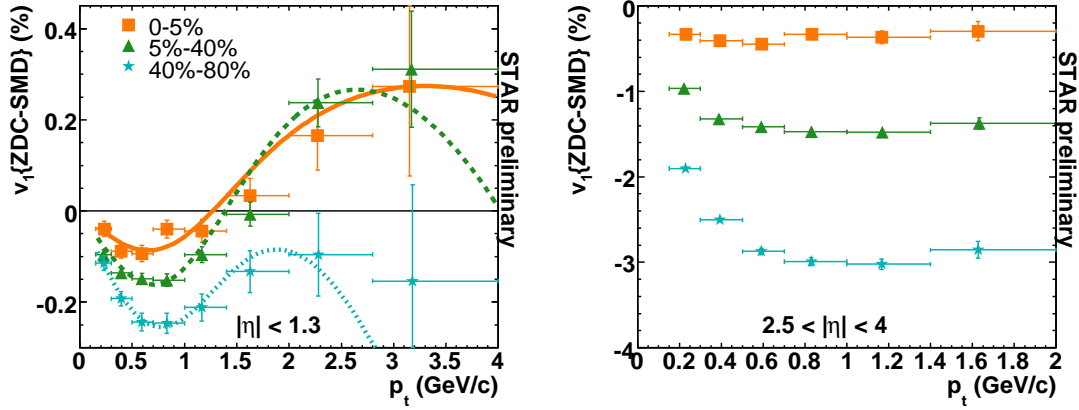


FIGURE 3. The left panel shows v_1 {ZDC-SMD} versus p_t measured in the main TPC ($|\eta| < 1.3$), for centrality 10%-70% in Au+Au collisions at $\sqrt{s_{NN}} = 200$ GeV. The event plane was reconstructed using Shower Maximum Detectors incorporated in the Zero Degree Calorimeters (ZDC-SMD). The right panel shows v_1 {ZDC-SMD} versus p_t measured in the forward TPCs ($2.5 < |\eta| < 4.0$), for different centralities in Au+Au collisions at $\sqrt{s_{NN}} = 200$ GeV. The sign convention is such that the directed flow of spectator neutrons at positive beam rapidity is positive. The data points are from [11].

ratio as a function of p_t . The ratio is found to be peaked at mid-rapidity, contrary to Hydrodynamics. It is also found to be a minimum for mid-central events, as opposed to decreasing monotonically with centrality, as expected from Hydrodynamic arguments. We found that $v_1(p_t)$ for $|\eta| < 1.3$ changes sign, consistent with a tilted initial overlap region followed by a Hydrodynamic evolution. The sign change could also be explained by enhanced baryon production at intermediate p_t , with pions and protons flowing opposite to each other. How to explain our findings is a new challenge to Hydrodynamic models.

ACKNOWLEDGMENTS

The author thanks Y. Bai, R. Snellings and G. Wang for their contributions.

REFERENCES

1. A. M. Poskanzer and S. A. Voloshin, Phys. Rev. C **58**, 1671 (1998).
2. See a recent experimental paper and references therein :
J. Adams *et al.* [STAR Collaboration], Phys. Rev. C **72**, 014904 (2005).
3. K. Ackermann *et al.* [STAR Collaboration], Phys. Rev. Lett. **86**, 402 (2001);
C. Adler *et al.* [STAR Collaboration], Phys. Rev. Lett. **87**, 182301 (2001).
4. M. Roirdan and W. Zajc, Scientific American, **34A**, May (2006).
5. J. Adams *et al.* [STAR Collaboration], Phys. Rev. Lett. **92**, 062301 (2004).
6. P. Kolb, Phys. Rev. C **68**, 031902(R) (2003).
7. N. Borghini, P. M. Dinh, and J.-Y. Ollitrault, Phys. Rev. C **66**, 014905 (2002).
8. N. Borghini, P. M. Dinh, and J.-Y. Ollitrault, Phys. Rev. C **64**, 054901 (2001).
9. N. Borghini and J.-Y. Ollitrault, nucl-th/0506045;
R.S. Bhalerao, J.-P. Blaizot, N. Borghini and J.-Y. Ollitrault, Phys. Lett. B **627**, 49 (2005)
10. U. Heinz and P. Kolb, J. Phys. G : Part. Phys. **30** s1229 (2004)
11. G. Wang, Ph.D Thesis, Kent State University (2006).