

Heavy quark and J/ψ production at RHIC/PHENIX

Tsuguchika Tabaru for the PHENIX Collaboration

RIKEN BNL Research Center, Building 510A, Brookhaven National Laboratory, Upton, NY 11973, USA

E-mail: tsugu@bnl.gov

Abstract. Single electrons from open heavy quarks and di-leptons from J/ψ mesons have been studied systematically at RHIC/PHENIX using data from $p+p$, $d+Au$ and $Au+Au$ collisions at $\sqrt{s_{NN}}=62.4$ GeV, 130 GeV and 200 GeV. From the single electron study, the charm quark yield is found to scale with the number of binary collisions. This scaling has recently been confirmed using $Au+Au$ collisions at 62.4 GeV. A new analysis shows that a high p_T suppression of single electrons is observed in $Au+Au$ collisions at 200 GeV. This suppression suggests that heavy quarks lose significant energy in the medium. A weak rapidity dependence is seen in J/ψ yields from $d+Au$ data, which can be interpreted as a cold matter effect. We report also the results of a measurement of the spin alignment of the J/ψ in the p_T range around 1.5 GeV/ c .

1. Introduction

There is growing evidence that a new state of hot and/or dense matter is formed in high energy heavy ion collisions at RHIC [1]. This new state of matter is thought to be made of de-confined quarks and gluons, and it is expected to behave differently from normal nuclear matter. Heavy quarks (charm and bottom) and quarkonia are produced via hard processes in the early stage of the collisions, and they travel through the medium of partons. Due to their heavy mass, heavy quarks can experience interaction with the medium in a different way from light quarks [2]. Therefore, measurements of open heavy quark yields in heavy ion collisions provide new information on the nature of the medium created at RHIC. Also, it is predicted that the J/ψ yield will be either suppressed [3] or enhanced [4] in the presence of de-confined quarks and gluons.

In high energy nuclear collisions, a large fraction of electrons with transverse momentum (p_T) larger than 1 GeV/ c comes from decays of heavy quarks. Thus, one can measure heavy quark production via single electrons. PHENIX has measured open heavy quark yields using single electrons, and J/ψ yields using both di-electron and di-muon pairs, allowing a systematic study of the effects of nuclear matter on these heavy quark signals. In this article, the recent results of the heavy quark data at PHENIX are presented.

2. Open heavy quark measurement

The open heavy quark yields were studied through their electron decays. The electrons were measured in two central arms [5], each covering $\Delta\phi=\pi/2$ at mid-pseudo-rapidity ($|\eta|<0.35$). The charged tracks were reconstructed with drift chambers and pad chambers. In each arm the electrons were identified by a Ring Imaging Čerenkov counter (RICH) and an ElectroMagnetic Calorimeter (EMCal) in the p_T range of 0.5 to 5 GeV/ c .

Yields of electrons coming from heavy quark decays are extracted by subtracting background electrons. The main components of the background electron yield, called “photonic electrons” come from the Dalitz decays of neutral pions and eta mesons, and from gamma conversions. All other electrons, including those from heavy quark decays, are called “non-photonic electrons”. The backgrounds in non-photonic electrons are small, and come from di-electron decays and semi-leptonic decays of other mesons. PHENIX evaluates the backgrounds mainly by the following two methods. In the first method, the “converter subtraction” method, special data sets were taken with a thin brass cylinder (radiation length of 1.7%) installed around the collision vertex position. Since the brass converter increases only the yield of conversion electrons, the yield and p_T shapes of photonic electrons can be evaluated experimentally and precisely, especially in the low p_T region. The advantage of this method is that the systematic error in the result is small. The disadvantage is that the statistical error is dominated by the data taken with the converter, about 10% of all the data. In the second method, the “cocktail subtraction” method, all of the background electron yields are evaluated by simulation using as input the meson and photon distributions measured by the PHENIX detector. This method is good to study signal electrons at high p_T , where signal to background ratio is larger than unity. The results of the cocktail subtraction measurement are confirmed by those of the converter subtraction method.

To study the behavior of heavy quarks in the new state of matter systematically, various data were collected in $p+p$, $d+Au$, and $Au+Au$ [6] collisions at $\sqrt{s_{NN}}=200$ GeV, and $Au+Au$ at 62 GeV and 130 GeV [7]. Comparison between $p+p$ and $d+Au$ data [8], shows that the p_T distribution of single electrons scales with the number of binary collisions (N_{coll}), within the uncertainty of the measurement. The total yield of single electrons is also found to be proportional to N_{coll} in $Au+Au$ collisions. Figure 1 shows the $Au+Au$ results [6], with the signal electron yield normalized by N_{coll} as a function of N_{coll} . This was also studied at 62.4 GeV. Figure 2 shows the new result, the p_T spectra of signal electrons in $Au+Au$ collisions at 62.4 GeV. There are also plotted the ISR single electron data taken in $p+p$ collisions at the same energy, scaled by N_{coll} [9, 10, 11]. The plot shows that the single electron yield scales with N_{coll} . These analyses were done using the converter subtraction method.

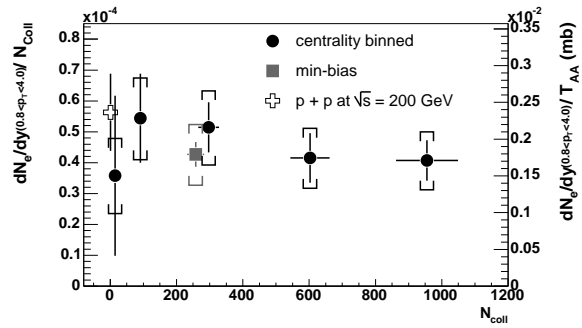


Figure 1. Non-photonic electron yield ($0.8 < p_T < 4.0$ GeV/ c) measured in $Au+Au$ collisions at $\sqrt{s_{NN}}=200$ GeV scaled with N_{coll} (left-hand scale) as a function of centrality given by N_{coll} . This electron yield translates to the electron cross section per NN collision in the above p_T range (right-hand scale).

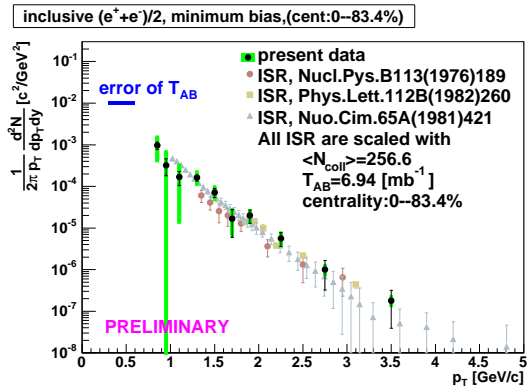


Figure 2. Single electron p_T spectra in $Au+Au$ collisions (new data) and the ISR $p+p$ data [9, 10, 11] at $\sqrt{s_{NN}}=62$ GeV. The ISR data are scaled by N_{coll} .

Figure 3 shows new results, namely the p_T distribution of single electrons from heavy quark decays in $Au+Au$ collisions at $\sqrt{s_{NN}}=200$ GeV, and the nuclear modification factor

in $2.5 < p_T < 5.0$ GeV as a function of the number of participants. This analysis uses the same data set as that of Fig. 1. The statistics are greatly improved because the cocktail subtraction method was used. The new high statistics result clearly shows that the single electron spectra are suppressed at high p_T . This suppression suggests that heavy quarks lose significant energy in the media. The elliptic flow of charm mesons is also measured [12]. The measured elliptic flow of heavy flavor electron is nonzero with a 90 % confidence level. The new Au+Au data taken in 2004 should clarify these things because of their much higher statistics.

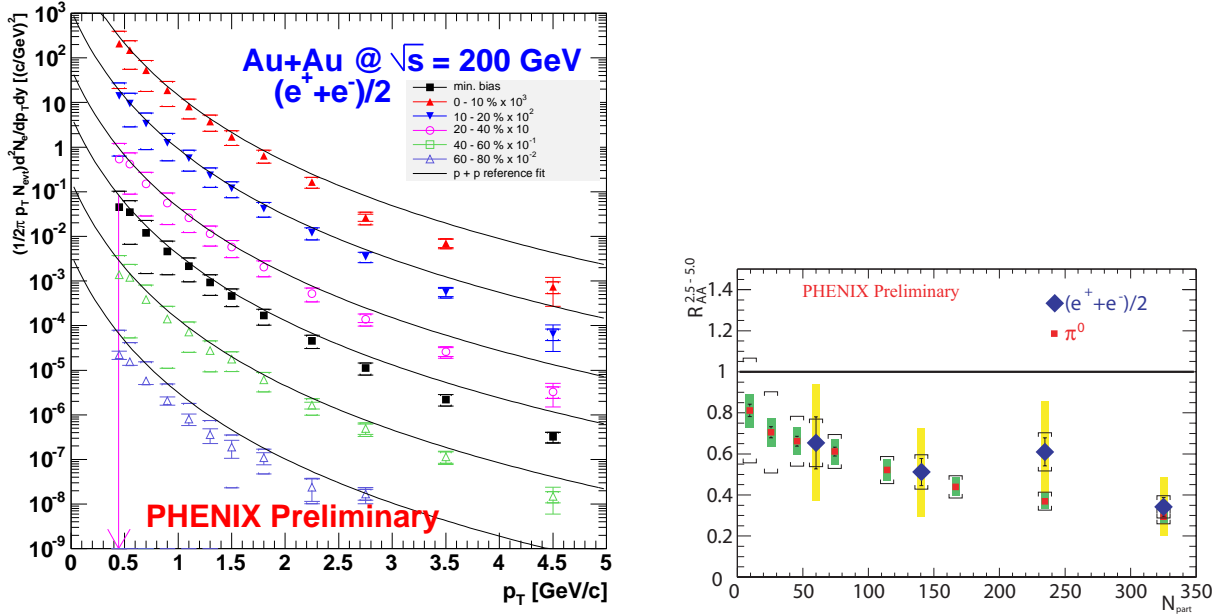


Figure 3. Left: single electron p_T spectra for each centrality bin in Au+Au collisions at $\sqrt{s_{NN}}=200$ GeV (points), compared with the $p+p$ result scaled by number of binary collisions (solid lines). Right: nuclear modification factor (R_{AA}) of single electron (diamond) in $2.5 < p_T < 5.0$ GeV as a function of the number of participants. Those of neutral pions are also plotted by square points as reference data.

3. J/ψ measurement

The J/ψ meson yields were measured via the di-electron decay channel using the central arms and via the di-muon decay channel using the muon arms at forward ($1.2 < \eta < 2.4$) and backward pseudo-rapidity ($-2.2 < \eta < -1.2$). The production cross sections were measured in $p+p$ [13] (Fig. 4-(a)), $d+Au$ and Au+Au [14] collisions. The nuclear modification factor for $d+Au$, the ratio of the binary collision scaled $d+Au$ cross section to the corresponding $p+p$ cross section, is shown versus rapidity in (Fig. 4-(b)). There is a weak rapidity dependence that suggests effects of nuclear absorption or nuclear (anti-) shadowing. We expect about 600 $J/\psi \rightarrow e^+e^-$ events and several thousand $J/\psi \rightarrow \mu^+\mu^-$ events from the Au+Au data set taken in 2004, which is still being analyzed. This should allow us to make a plot similar to (Fig. 4-(b)) for Au+Au.

The production mechanism of J/ψ mesons was also studied with J/ψ spin alignment in $d+Au$ data at mid-rapidity in the p_T around 1.5 GeV/c. The spin alignment was measured by the positron angular distribution, $1 + \lambda \cos^2 \theta$, where θ is the angle between the positron momentum and the momentum direction of the J/ψ in the rest frame. Figure 5 shows the measured λ as a function of p_T .

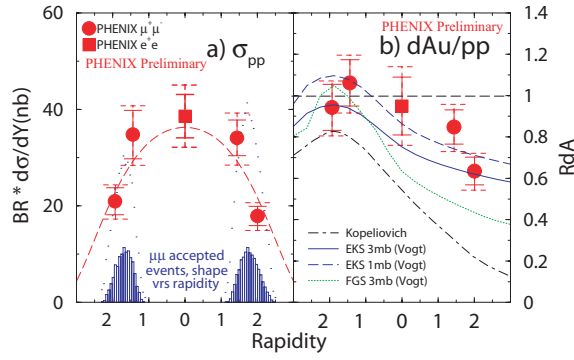


Figure 4. The left panel shows the J/ψ production cross section as a function of rapidity in $p+p$ collisions at $\sqrt{s_{NN}}=200$ GeV. The right panel shows the nuclear modification factor for $d+Au$ collisions (R_{dA}) as a function of rapidity.

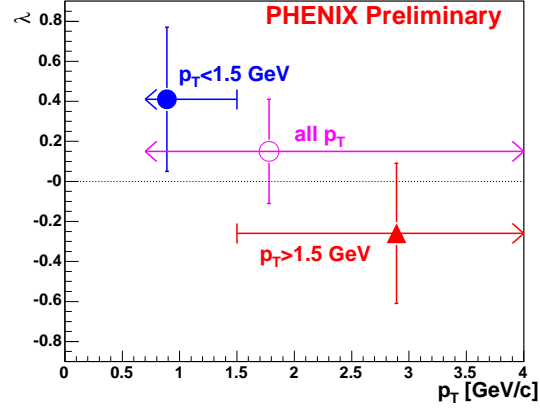


Figure 5. The J/ψ polarization parameter as a function of p_T in $d+Au$ collisions at $\sqrt{s_{NN}}=200$ GeV. The filled circle and the triangle points show the λ in p_T below and above 1.5 GeV/c, respectively. The open circle shows the polarization parameter for all p_T .

4. Summary

Open heavy quark yields were measured by PHENIX through their decay electrons at $\sqrt{s_{NN}}=200$ GeV in $p+p$, $d+Au$ and $Au+Au$ collisions, and at 62.4 GeV and 130 GeV in $Au+Au$ collisions. The electrons p_T spectra from open heavy flavor in $d+Au$ scale with N_{coll} at mid rapidity. In $Au+Au$ collisions at 200 GeV, the total yield of single electrons scales with the number of binary collisions, while the single electron yields are suppressed at high p_T .

The J/ψ meson production cross sections were measured in $p+p$, $d+Au$ and $Au+Au$ collisions at 200 GeV. A weak rapidity dependence is seen in the $d+Au$ nuclear modification factor. No significant spin alignment of J/ψ is seen at the mid-rapidity in the p_T range around 1.5 GeV/c.

References

- [1] Adcox K *et al.* Preprint nucl-ex/0410003
- [2] Dokshitzer Y L and Kharzeev D E 2001 *Phys. Lett. B* **519** 199
- [3] Matsui T and Satz H 1986 *Phys. Lett. B* **178** 416
- [4] Thews R L, Schroedter M and Rafelski J 2001 *Phys. Rev. C* **63** 054905
- [5] Adcox K *et al.* 2003 *Nucl. Instrum. Methods Phys. Res. A* **499** 469
- [6] Adler S S *et al.* 2005 *Phys. Rev. Lett.* **94** 082301
- [7] Adcox K *et al.* 2002 *Phys. Rev. Lett.* **88** 192303
- [8] Kelly S *et al.* 2004 *J. Phys. G* **30** S1189
- [9] Büsser F W *et al.* 1976 *Nucl. Phys. B* **113** 189
- [10] Perez P *et al.* 1982 *Phys. Lett. B* **112** 260
- [11] Basile M *et al.* 1981 *Nuovo Cimento A* **65** 421
- [12] Adler S S *et al.* Preprint nucl-ex/0502009
- [13] Adler S S *et al.* 2004 *Phys. Rev. Lett.* **94** 051802
- [14] Adler S S *et al.* 2004 *Phys. Rev. C* **69** 014901