

System Size and Energy Dependence of Elliptic Flow

Alice C. Mignerey for the PHOBOS Collaboration¹

Department of Chemistry and Biochemistry, University of Maryland, College Park, MD 20742, USA

Abstract. The elliptic flow v_2 is presented for the Cu+Cu collisions at $\sqrt{s_{NN}} = 62.4$ and 200 GeV, as a function of pseudorapidity. Comparison to results for the Au+Au collisions at the same energies shows a reduction of about 20% in the flow observed for a centrality selection of 0-40%. The centrality dependent flow, expressed as a function of the number of participants N_{part} , is compared for the Cu+Cu and Au+Au systems using two definitions of eccentricity, the standard definition $\epsilon_{standard}$ and a participant eccentricity ϵ_{part} . The $v_2/\langle\epsilon_{part}\rangle$ as a function of N_{part} , for the Au+Au and Cu+Cu collisions are consistent within errors, while $v_2/\langle\epsilon_{standard}\rangle$ gives unrealistically large values for Cu+Cu, especially for central collision.

INTRODUCTION

The azimuthal correlations of produced particles have proven to be a sensitive measure of the initial conditions and subsequent dynamics in relativistic heavy ion collisions. The elliptic flow v_2 , as inferred from the angular distribution of particles with respect to the reaction plane, provides important constraints on hydrodynamical descriptions about the evolution of the collision [1]. The large pseudorapidity coverage ($|\eta| \leq 5.4$) and the near symmetric azimuthal acceptance for charged hadrons of the PHOBOS detector at RHIC make it excellent for the investigation of the systematics of the flow measurements, as a function of energy, system size, centrality and pseudorapidity. This contribution will concentrate on v_2 measurements for the Cu+Cu collisions at $\sqrt{s_{NN}} =$

¹ Collaboration: B.Alver⁴, B.B.Back¹, M.D.Baker², M.Ballintijn⁴, D.S.Barton², R.R.Betts⁶, R.Bindel⁷, W.Busza⁴, Z.Chai², V.Chetluru⁶, E.García⁶, T.Gburek³, K.Gulbrandsen⁴, J.Hamblen⁸, I.Harnarine⁶, C.Henderson⁴, D.J.Hofman⁶, R.S.Hollis⁶, R.Hołyński³, B.Holzman², A.Iordanova⁶, J.L.Kane⁴, P.Kulinich⁴, v.C.M.Kuo⁵, W.Li⁴, W.T.Lin⁵, C.Loizides⁴, S.Manly⁸, A.C.Mignerey⁷, R.Nouicer², A.Olszewski³, R.Pak², C.Reed⁴, E.Richardson⁷, C.Roland⁴, G.Roland⁴, J.Sagerer⁶, I.Sedykh², C.E.Smith⁶, M.A.Stankiewicz², P.Steinberg², G.S.F.Stephans⁴, A.Sukhanov², A.Szostak², M.B.Tonjes⁷, A.Trzupek³, G.J.van Nieuwenhuizen⁴, S.S.Vaurynovich⁴, R.Verdier⁴, G.I.Verés⁴, P.Walters⁸, E.Wenger⁴, D.Willhelm⁷, F.L.H.Wolfs⁸, B.Wosiek³, K.Woźniak³, S.Wyngaardt², B.Wysłouch⁴. ¹ Argonne National Laboratory, Argonne, IL 60439-4843, USA. ² Brookhaven National Laboratory, Upton, NY 11973-5000, USA. ³ Institute of Nuclear Physics PAN, Kraków, Poland. ⁴ Massachusetts Institute of Technology, Cambridge, MA 02139-4307, USA. ⁵ National Central University, Chung-Li, Taiwan. ⁶ University of Illinois at Chicago, IL 60607-7059, USA. ⁷ University of Maryland, MD 20742, USA. ⁸ University of Rochester, Rochester, NY 14627, USA.

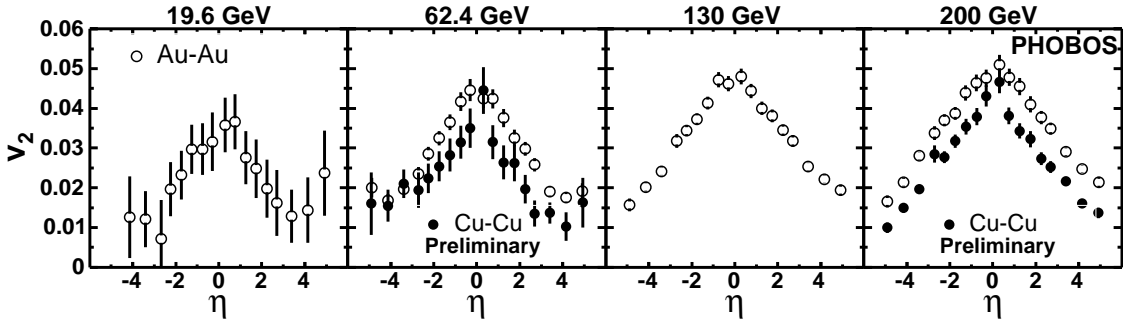


FIGURE 1. Measured $v_2(\eta)$ from Au+Au and Cu+Cu collisions at RHIC energies and for the centrality range of 0-40%. Only the 1σ statistical error bars are shown for clarity. The full systematic errors can be found in Ref. [3] for the Au+Au data and Ref. [5] for the Cu+Cu data.

62.4 and 200 GeV and a comparison to previously reported Au+Au results. Details of the PHOBOS detector and the experimental technique used to extract the flow can be found in references [2, 3, 4].

RESULTS AND CONCLUSIONS

The pseudorapidity distributions of the elliptic flow, $v_2(\eta)$, for the Au+Au and Cu+Cu collisions over broad range of center-of-mass energies and for a centrality of 0-40% are shown in Fig. 1. The triangular shape first observed for Au+Au collisions [3] is also apparent in the Cu+Cu data [5]. The measurements of v_2 for Cu+Cu collisions is only about 20% lower than that for Au+Au results, even though the Cu+Cu system size is about a third of that of Au+Au. The measured pseudorapidity density of charged hadrons, $\frac{dN_{ch}}{d\eta}$, for Cu+Cu and Au+Au collisions at $\sqrt{s_{NN}} = 200$ GeV, is essentially the same at a given N_{part} [6], but the elliptic flow is different due to the difference in system size. While $\langle N_{part} \rangle$ of 100 corresponds to a 3-6% centrality selection for the Cu+Cu system, $\langle N_{part} \rangle$ of 99 corresponds to only 35-40% central for Au+Au. This implies different initial geometrical overlaps for the two systems with the same energy density (as reflected in the near identical $\frac{dN_{ch}}{d\eta}$). The measured v_2 for Au+Au and Cu+Cu collisions at the same energy, 200 GeV, expressed as a function of N_{part} is shown in Fig. 2.

This discrepancy in elliptic flow for the two systems can be accounted for if v_2 is normalized by the eccentricity of the system. Two definitions of eccentricity have been used, based on a simple Glauber model [5, 6]. The standard eccentricity, $\epsilon_{standard}$, is defined in the frame of the original impact parameter; a participant eccentricity, ϵ_{part} , is obtained from the geometry of the participants that define N_{part} , and is influenced by fluctuations in the participant positions. This is more important for the much smaller Cu+Cu system than for Au+Au, as seen in Fig. 3(a), where the mean eccentricities derived from the two approaches are compared. The v_2 normalized by the two eccentricities is shown

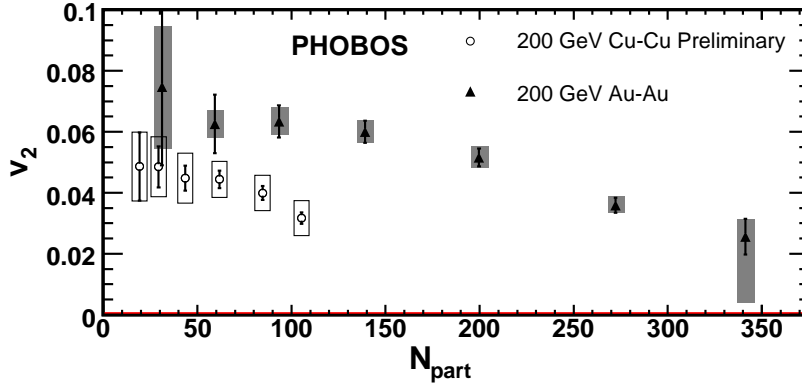


FIGURE 2. The elliptic flow v_2 as a function of N_{part} measured at midrapidity ($|\eta| < 1$), for Au+Au and Cu+Cu at $\sqrt{s_{\text{NN}}} = 200$ GeV. The Au+Au and Cu+Cu data are from Ref. [4] and [5], respectively. The error bars represent the 1σ statistical errors and the boxes are 90% C.L. systematic errors.

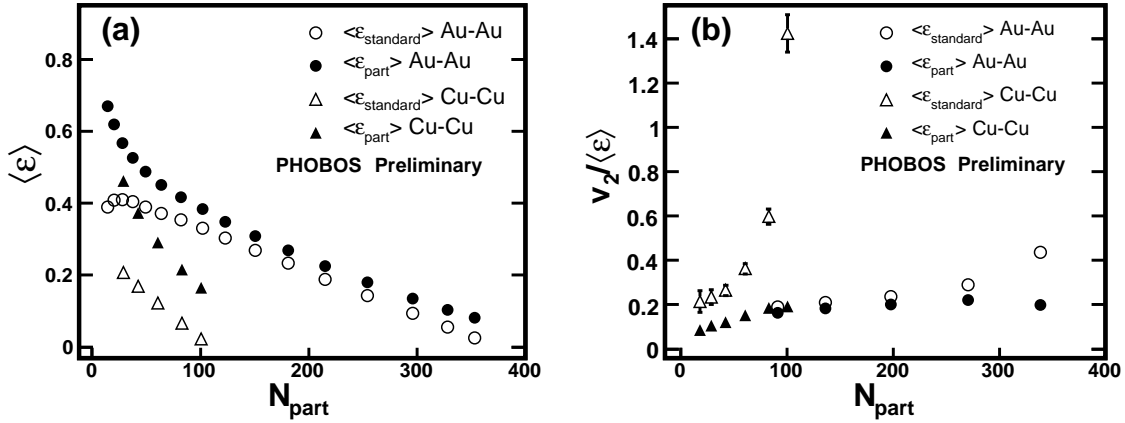


FIGURE 3. Panel a): Mean standard and participant eccentricities, calculated using a Glauber model and panel b): elliptic flow v_2 normalized by the two eccentricities, for Au+Au and Cu+Cu collisions at $\sqrt{s_{\text{NN}}} = 200$ GeV, as a function of the number of participants N_{part} . Only the 1σ statistical errors of v_2 are reflected in the error bars in panel b).

in Fig. 3(b). While $v_2 / \langle \epsilon_{\text{part}} \rangle$ is nearly identical for the Cu+Cu and Au+Au systems, $v_2 / \langle \epsilon_{\text{standard}} \rangle$ gives unrealistically large values for the most central events. It is clear that a better understanding of the eccentricity relevant to the reaction dynamics is needed in order to meaningfully compare systems of such different sizes as Cu+Cu and Au+Au.

ACKNOWLEDGMENTS

This work was partially supported by U.S. DOE grants DE-AC02-98CH10886, DE-FG02-93ER40802, DE-FC02-94ER40818, DE-FG02-94ER40865, DE-FG02-99ER41099, and W-31-109-ENG-38, by U.S. NSF grants 9603486, 0072204, 0245011, by Polish KBN grant 1-P03B-062-27(2004-2007), by NSC of Taiwan Contract NSC

89-2112-M-008-024, and by Hungarian OTKA grant (F 049823).

REFERENCES

1. T. Hirano, *Proceedings of PANIC* (2005), arXiv:nucl-th/0601006.
2. B. B. Back *et al.*, Nucl. Instrum. Methods A **499**, 603 (2003).
3. B. B. Back *et al.*, Phys. Rev. Lett. **94**, 122303 (2005).
4. B. B. Back *et al.*, Phys. Rev. C **72** 051901R (2005).
5. S. Manly (for the PHOBOS Collaboration), *Proceedings of QM* (2005), arXiv:nucl-ex/0510031.
6. G. Roland (for the PHOBOS Collaboration), *Proceedings of QM* (2005), arXiv:nucl-ex/0510042.