

Directed and Elliptic Flow at RHIC

A.H. Tang[†] for the STAR Collaboration[‡]

[†] NIKHEF and BNL

Physics Department, P.O. Box 5000, Brookhaven National Laboratory, Upton,
NY 11973, aihong@bnl.gov

Abstract. We present the directed flow measurement (v_1) from Au+Au collisions at $\sqrt{s_{NN}} = 62$ GeV. Over the pseudorapidity range we have studied, which covers η from -1.2 to 1.2 and $2.4 < |\eta| < 4$, the magnitude of v_1 for charged particles is found to increase monotonously with pseudorapidity for all centralities. No “ v_1 wiggle”, as predicted by various theoretical models, is observed at midrapidity. Elliptic flow (v_2) from moderate high p_t particles ($3 - 6$ GeV/ c) at $\sqrt{s_{NN}} = 200$ GeV is presented as a function of impact parameter. It is found that models that are based on *jet quenching* alone appear to underpredict v_2 at moderate high p_t , while the model that incorporates both, recombination and fragmentation, describes the data better.

1. Introduction

In non-central heavy ion collisions, the azimuthal distribution of emitted particles with respect to the reaction plane is not uniform. It can be characterized [1] by Fourier coefficients

$$v_n = \langle \cos n(\phi - \psi) \rangle \quad (1)$$

where ϕ denotes the azimuthal angle of an emitted particle, ψ is the orientation of the reaction plane, and n denotes the harmonic.

The first Fourier coefficient, v_1 , referred to as *directed flow*, describes the sideward motion of the fragments in ultra-relativistic nuclear collisions and it carries early information from the collision. Its shape at midrapidity is of special interest because it might reveal a signature of a possible phase transition from normal nuclear matter to a quark-gluon plasma [2]. Because of its importance, directed flow recently has attracted increased attention of both experimentalists and theoreticians [3, 4, 5, 6, 7, 2, 8, 9]. In the paper [4] that reports the first v_1 measurement at RHIC, the shape of v_1 at midrapidity is left ambiguous, due to the large statistical error. It is now possible to answer this question with the large statistics obtained during RHIC run of 2004.

Elliptic flow (v_2) is caused by the initial geometric deformation of the reaction region in the transverse plane. At low transverse momentum, roughly speaking, large values of v_2 are considered signatures of hydrodynamic behavior. At large transverse

[‡] For the full author list and acknowledgements see Appendix “Collaborations” in this volume.

momentum, in a *jet quenching* picture [10], elliptic flow results from that jets emitted out-of-plane suffer more energy loss than those emitted in-plane. In an extreme case of *jet quenching*, particles are all emitted from the surface, as a consequence of that, v_2 is dominated by the geometry of the source. Thus it is interesting to study v_2 at large p_t , where the hydrodynamic description of the system is expected to break down and *jet quenching* is expected to happen, as a function of impact parameter. Such study should give us a good constraint on various models.

2. Directed flow

The data for the v_1 analysis is based on the fourth year of operation of the Relativistic Heavy Ion collider (RHIC) at $\sqrt{s_{NN}} = 62.4$ GeV. The STAR detector [11] main Time Projection Chamber (TPC [12]) and two forward TPCs (FTPC [13]) were used in the analysis. The data set consists of about 5 million minimum bias Au+Au events. The analysis is done with two methods, namely, three-particle cumulant method [14] and event plane method with mixed harmonics [7].

Fig. 1 shows v_1 from the three-particle cumulants method and the event plane method with mixed harmonics as a function of pseudorapidity (η). Both methods are based on three particle correlations and they should give the same result, which is confirmed by the plot. The plot shows that over the pseudorapidity range we have studied, which covers η from -1.2 to 1.2 and $2.4 < |\eta| < 4$, the magnitude of v_1 for charged particles is found increasing monotonically with pseudorapidity for all centralities. No “ v_1 wiggle” is observed at midrapidity as predicted by various theoretical models [2]. The centrality dependence of v_1 is shown in Fig. 2. As expected, in all pseudorapidity regions, v_1 decreases with centrality. It is noticed that v_1 in the forward region decreases faster with centrality than that at midrapidity.

Limiting fragmentation [15] has successfully explained the spectra and some flow results in the forward region [16, 4]. In Fig. 3 we show v_1 results from three different energies in the projectile frame relative to their respective beam rapidities. They look similar in the forward region.

3. Elliptic flow

The large value of the elliptic flow at high p_t [17] and the strong suppression of back-to-back high p_t jet-like correlations [18] support the jet-quenching scenario qualitatively, however, the amount of elliptic flow observed at high p_t for collisions at $\sqrt{s_{NN}} = 130$ GeV seems to exceed the values expected in the case of complete quenching [19]. Extreme quenching leads to emission of high- p_t particles predominantly from the surface, and in this case v_2 would be fully determined by the geometry of the collision. This hypothesis can be tested by studying the centrality dependence of v_2 for high- p_t particles.

Figure 4 shows v_2 in the p_t -range of 3–6 GeV/ c (where v_2 is approximately maximal and constant) versus impact parameter from Au+Au collision at 200 GeV. For more

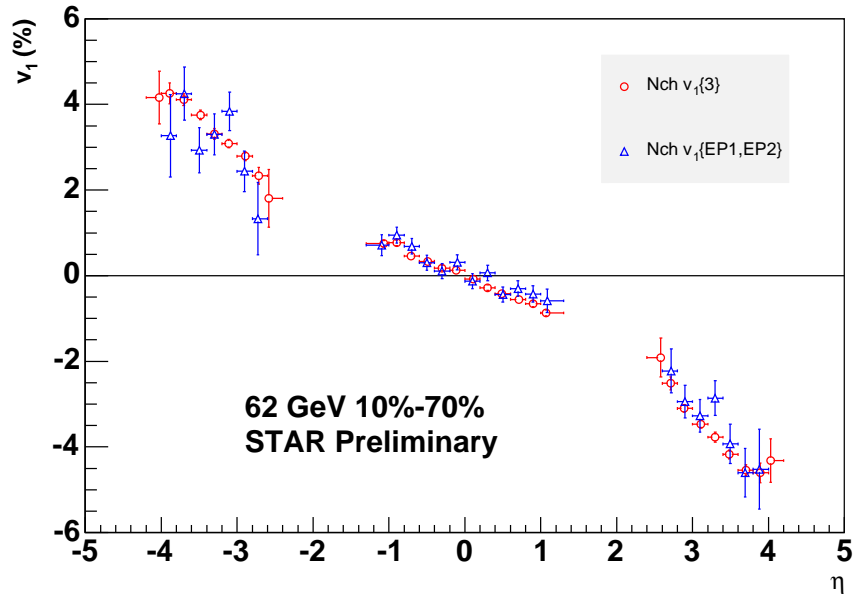


Figure 1. v_1 from three particle cumulant method (circles) and event plane method with mixed harmonics (triangles) as a function of pseudorapidity. Errors are statistical. The event plane result is from Markus Oldenburg.

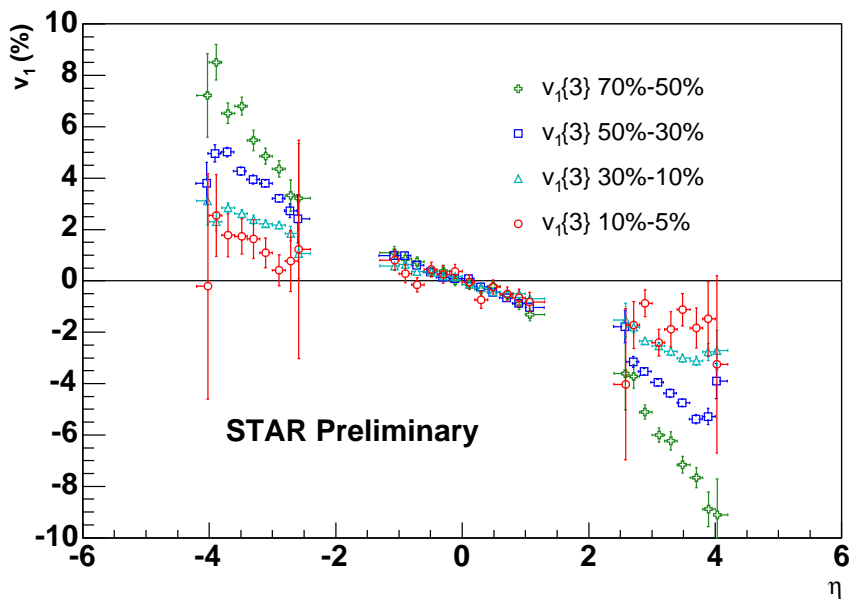


Figure 2. v_1 from three particle cumulant method as a function of pseudorapidity for four centrality bins. Errors are statistical.

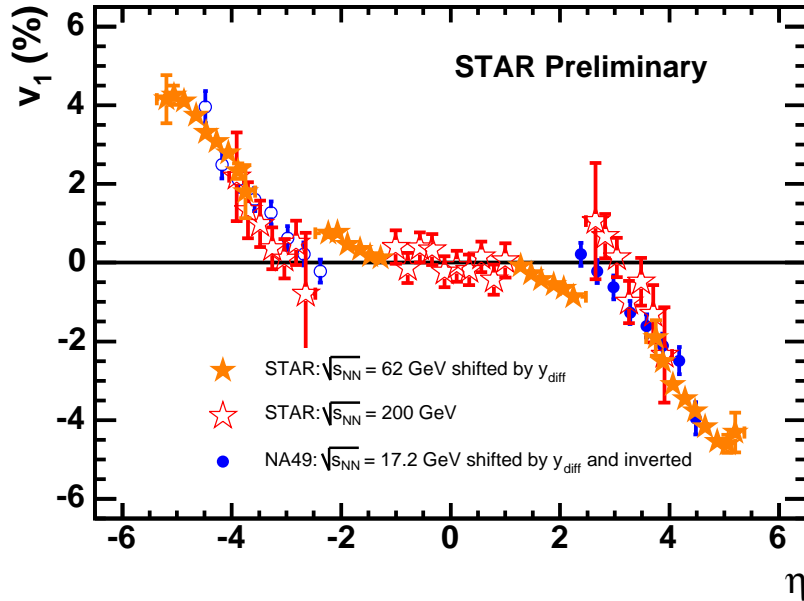


Figure 3. The values of v_1 from charged particles for Au+Au collisions at 200 GeV (open stars) and 62 GeV (solid stars) plotted as a function of pseudorapidity. Also shown are the results from NA49 (circles) for pions from 158A GeV Pb+Pb midcentral (12.5%-33.5%) collisions plotted as a function of rapidity. The open circles of NA49 have been reflected about midrapidity. The NA49 and 62 GeV points have been shifted plus or minus by the difference to 200 GeV in the beam rapidities. All results are from analyses involving three-particle cumulants, $v_1\{3\}$.

description of the data set see [20]. The values of the impact parameters were obtained using a Monte Carlo Glauber calculation [21]. The measured values of $v_2\{4\}$ are compared to various simple models of jet quenching. The upper curve corresponds to a complete quenching scenario, in which particles are emitted from a hard shell [22, 19]; this yields the maximum values of v_2 which are possible under a surface emission assumption. A more realistic calculation corresponds to a parameterization of jet energy loss in a static medium where the absorption coefficient is set to match the suppression of the inclusive hadron yields [23]. The density distributions of the static medium are modeled using a step function (following [24]) and a more realistic Woods-Saxon distribution (following [25]). The corresponding v_2 values are shown as the upper and lower band, respectively. The lower and upper boundaries of bands correspond to an absorption that gives a suppression factor of 3 and 5 [23], respectively, in central collisions. Over the whole centrality range, the measured v_2 values are much larger compared to calculations. Taking into account that this measurement is dominated by the yield at lower p_t (3 GeV/c), the recombination of quarks might be responsible for the difference. Indeed a model that combines the mechanism of both recombination and fragmentation [26] gives a v_2 result that is larger than other models and is close to the

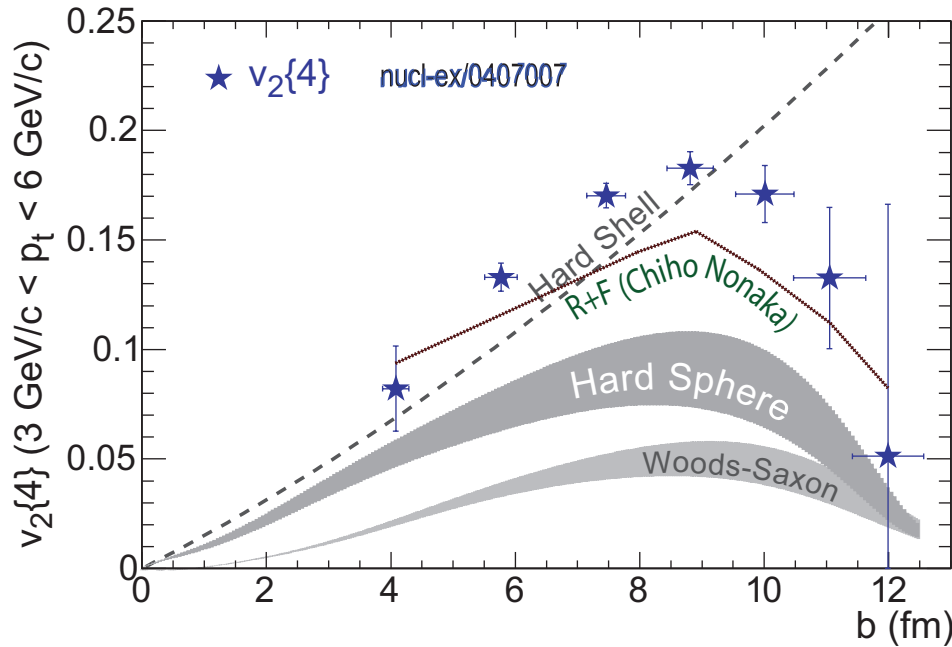


Figure 4. v_2 at $3 \leq p_t \leq 6$ GeV/c versus impact parameter, b , compared to jet quenching models and the model that incorporate both recombination and fragmentation. The data is from 200 GeV Au+Au collisions. See ref. [26] for R+F calculation.

data (see R+F curve in Figure 4). It would be useful to have a quantitative estimate of the systematical uncertainty in this calculation so that the remaining discrepancy can be understood.

4. Summary

In summary, we have presented the v_1 measurement from Au+Au collisions of 62 GeV at RHIC. Over the pseudorapidity range we have studied, which covers η from -1.2 to 1.2 and $2.4 < |\eta| < 4$, the magnitude of v_1 for charged particles is found to increase monotonically with pseudorapidity for all centralities. No “ v_1 wiggle” for charged particles, as predicted by various theoretical models, is observed at midrapidity. Viewed in the projectile frame, v_1 from three different energies (17.2 GeV, 62.4 GeV and 200 GeV) looks similar, in support of limiting fragmentation hypothesis. We have studied v_2 for moderate high p_t particles from Au+Au collisions at 200 GeV, as a function of centrality, and found that models that are based on *jet quenching* alone underpredict v_2 . A model that combines both recombination and fragmentation describe the data better.

References

- [1] Poskanzer A.M. and Voloshin 1998 *Phys. Rev. c* **58** 1671

- [2] Brachmann J *et al* 2000 *Phys. Rev. C* **61** 024909
Bleicher M and Stöcker H 2002 *Phys. Lett. B* **526** 309
Csernai L P and Roehrich D 1999 *Phys. Lett. B* **458** 454
Snellings R J M, Sorge H, Voloshin S A, Wang F Q and Xu N 2000 *Phys. Rev. Lett.* **84** 2803
- [3] Alt C *et al* [NA49 Collaboration] 2003 *Phys. Rev. C* **68** 034903
- [4] Adams J. *et al* [STAR Collaboration] 2004 *Phys. Rev. Lett.* **92** 062301
- [5] Tonjes M.B. *et al* [PHOBOS Collaboration] 2004 *J. Phys. G* **30** S1243-S1246
- [6] Tang A.H. *et al* [STAR Collaboration] 2004 *J. Phys. G* **30** S1235-S1238
- [7] Oldenburg M.D. *et al* [STAR Collaboration] nucl-ex/0403007
- [8] Stoecker H. *Proceedings for RBRC Workshop "New Discoveries at RHIC"* nucl-th/0406018
- [9] Chen L., Creco V., Ko C.M. and Kolb P.F. nucl-th/0408021
- [10] Snellings R.J., Poskanzer A.M. and Voloshin S.A nucl-ex/9904003
Wang X.N. 2001 *Phys. Rev. C* **63** 054902
- [11] Ackermann K.H. *et al* 2003 *Nucl. Instrum. Method A* **499** 624
- [12] Anderson M. *et al* 2003 *Nucl. Instrum. Method A* **499** 659
- [13] Ackermann K.H. *et al* 2003 *Nucl. Instrum. Method A* **499** 713
- [14] Borghini N, Dinh P M and Ollitrault J.-Y. 2002 *Phys. Rev. C* **66** 014905
- [15] J.Benecke, T.T. Chou, C-N. Yang and E. Yen, *Phys. Rev.* **188**, 2159 (1969)
- [16] Back B.B. *et al* [PHOBOS Collaboration] 2003 *Phys. Rev. Lett.* **91** 052303
Back B.B. *et al* [PHOBOS Collaboration] nucl-ex/0406012
- [17] Adler C *et al* STAR collaboration 2003 it *Phys. Rev. Lett.* **90**, 032301
- [18] Adler C *et al* STAR collaboration 2003 *Phys. Rev. Lett.* **90** 082302
- [19] Shuryak E.V. 2002 *Phys. Rev. C* **66** 027902
- [20] Adams J. *et al* [STAR Collaboration] nucl-ex/0407007
- [21] Back B.B. *et al* 2002 *Phys. Rev. C* **65** 031901(R)
Adcox k. *et al* 2001 *Phys. Rev. Lett.* **86** 3500
Bearden I.G. *et al* 2001 *Phys. Lett. B* **523** 227
- [22] Voloshin S. A. 2003 *Nucl. Phys. A* **715** 379c
- [23] Adams J. *et al* [STAR Collaboration] 2003 *Phys. Rev. Lett.* **91** 172302
- [24] Xin-Nian Wang, private communication. Calculation is based on the framework of nucl-th/0305010.
- [25] Drees A., Feng H. and Jia J. nucl-th/0310044
- [26] C. Nonaka, Talk given at *Hot Quark 2004* Conference, See this proceeding