

The Coulomb Dissociation of 8B and a Critical Assessment of the Seattle $S_{17}(0)$ Result. ^a

Moshe Gai

Laboratory for Nuclear Science at Avery Point,
University of Connecticut, 1084 Shennecossett Road, Groton, CT 06340.
gai@uconn.edu, URL: <http://www.phys.uconn.edu>.

Abstract. The Coulomb dissociation of 8B , measured with high precision by the GSI group, is in excellent agreement with the astrophysical cross section factor (S_{17}) measured by the Weizmann group with a 7Be target. The GSI and Weizmann data are in good agreement with the Seattle data at high energies, but at low energies we observe a slight systematic (up to 2σ) deviation, yet the Seattle group repeatedly rejects the CD method. We show that when plotting the slopes, they mis plotted one CD data point and exclude measured slopes that contradict their claim. Indeed the measured slope is essential to elucidate the d-wave correction to $S_{17}(0)$ that could be as large as 15%, and is the last open question that needs to be resolved before $S_{17}(0)$ can be quoted with an accuracy of 5% or better. We show that this goal has not been achieved (in spite of the strong claim of the Seattle group), since currently there is no agreement among experiments as well as among theoretical models on the value of the slope. In addition, currently there is no theoretical framework within which (for example the Seattle) data can be analyzed and $S_{17}(0)$ extrapolated with the claimed high precision of 2.5%. This (last) issue of the slope and the d-wave correction must be resolved (by future measurements) so as to allow quoting $S_{17}(0)$ with an accuracy of 5% or better.

Keywords: Coulomb dissociation, astrophysical cross section factor, solar 8B .
PACS: 25.20.Dc, 25.70.De, 95.30-K, 26.30.+K, 26.65.+t

^aWork Supported by USDOE Grant No. DE-FG02-94ER40870.

1. Introduction

The astrophysical cross section factor of the ${}^7Be(p, \gamma){}^8B$ reaction, $S_{17}(0)$ as defined in Ref. [1], is essential for predicting the 8B solar neutrino flux [2], which is now measured with 7.3% accuracy [3], and extracted from a global fit of solar and reactor neutrino experiments [4] with an accuracy of 4%. Hence it is essential to

know $S_{17}(0)$ with a comparable accuracy. While recent claims suggest [5] $S_{17}(0)$ measured with high accuracy, we demonstrate that this accuracy has not yet been achieved.

2. Coulomb Dissociation

The Coulomb dissociation (CD) method [6] was applied to the dissociation of 8B . At first the RIKEN1 [7] and RIKEN2 [8] data addressed the (historical) disagreement between data measured by Filippone and Vaughn [9, 10] and that of Kavanagh and Parker [11, 12]. The RIKEN1 data were available seven years before any modern day measurement of the direct reaction. These new direct capture measurements [13, 14] confirmed the finding of the RIKEN measurements that the lower value measured by Filippone and Vaughn is preferred. However, with the much improved accuracy a new problem arises vis-a-vis a disagreement between the Seattle data [5] that quoted cross section slightly larger than Filippone's with $S_{17}(0)$ approximately 22 eV-b, and a value slightly smaller than Filippone's of approximately 18.5 eV-b quoted by the Orsay [13] and the Bochum [14] groups. Again, long before the new disagreement was even known and four years before the Weizmann group [15] confirmed the Seattle larger value, the high precision measurement of the CD of 8B by the GSI1 group [16] and later the GSI2 group [17] confirmed the larger value quoted by the Seattle group of approximately 21 eV-b.

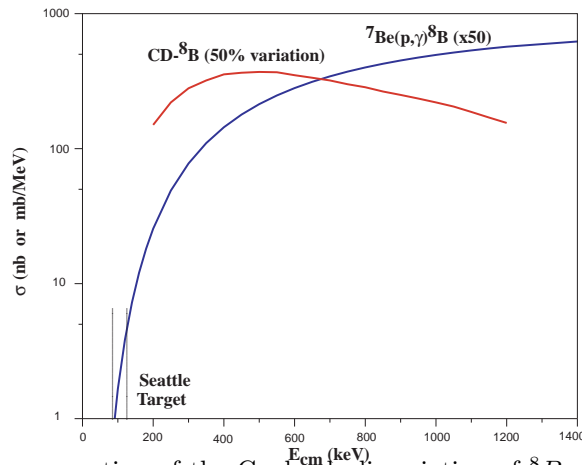


Fig. 1. The cross section of the Coulomb dissociation of 8B as compared to the cross section of the ${}^7Be(p, \gamma){}^8B$ direct reaction.

The Coulomb dissociation method is particularly useful for measuring absolute value of the cross section since the yield of the CD reaction is almost constant in the energy range of 200 - 1,300 keV, as shown in Fig. 1. In comparison the direct cross section varies by a factor 50 over the same energy region. Note that it varies

by a factor of five across the Seattle target, at the lowest measured energy of 112 keV [5]. But the CD yield varies by no more than 50% over the energy range of 200 - 1,300 keV. In addition the CD method is ideal for measuring the slope ($S' = dS/dE$) of the cross section factor, as it is dependent mostly on a well understood virtual photon flux theory. The measured slope in direct capture measurement is dependent on several experimental parameters that need to be measured with high precision, not the least of which is the energy loss and dE/dX across the target.

Note that Filippone's [9] target is three times thinner than Seattle's [5]. It was studied in detail (and published in a separate paper) with low energy proton resonance at 441.4 keV. Yet Filippone *et al.* conservatively quote an uncertainty of 11% at the lowest measured energy, due to uncertainty in dE/dX across the target. Filippone's conservative attitude must be compared with the 2.5% uncertainty [5] quoted at the same low energy point, with a target three times thicker, and energy loss that is studied at 1.4 MeV with alpha-particles and not protons.

3. The Slope of S_{17} and the d-Wave Correction

The d-wave correction of $S_{17}(0)$, first introduced by Robertson [18], was developed by Barker [19] and estimated by Xu *et al.* [20] and Jennings *et al.* [21], and was shown by Filippone [9] to reduce $S_{17}(0)$ by as much as 15%. The d-wave correction is directly related to the slope ($S' = dS/dE$) at energies above 300 keV [21, 20]. Thus an accurate knowledge of the slope (S') is essential for an accurate knowledge of the d-wave correction to $S_{17}(0)$. As we demonstrate below, the slope S' at energies above 300 keV is not very well known, hence the d-wave correction is ill determined. The d-wave correction of up to 15% [9] is up to six times larger than the quoted theoretical uncertainty of 2.5% [5]. For this and other reasons we doubt the validity of the impressive quoted theoretical accuracy of 2.5% [5].

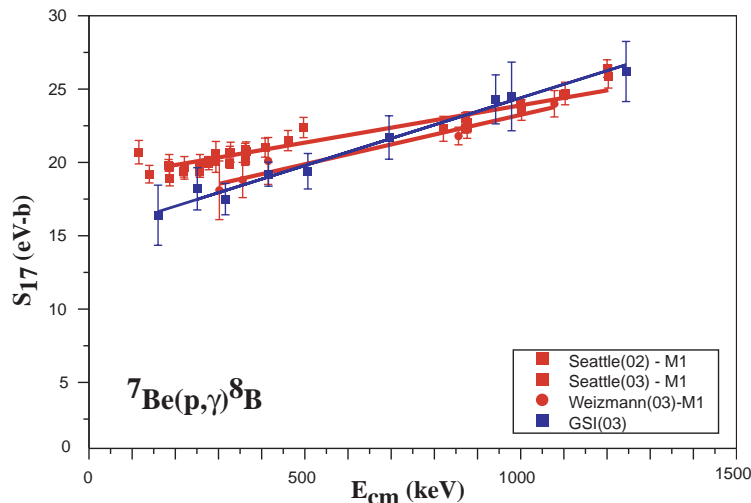


Fig. 2. A comparison of the Seattle, Weizmann, and GSI data.

4. Comparison of World Data

The agreement between the Weizmann [15] and GSI [16, 17] data is excellent, as shown in Fig. 2. And the Weizmann and GSI data agree with Seattle data at higher energies, but are systematically smaller at lower energies as shown in Fig 2. The agreement between the GSI CD data and the direct capture reaction data of Weizmann (as well as Seattle) is in sharp contrast to the disagreement between the Seattle data [5] and the Bochum and Orsay data [13, 14]. For example the Bochum data does not agree with a single data point measured by Seattle, and in general the disagreement among these data is by three to five sigma.

The data of the Weizmann group exhibit a different slope than Seattle's as shown for example in Fig. 19 of the Phys. Rev. C publication of the Seattle group [5], as does the slope of the GSI1 and GSI2 data. However, the Seattle group has mis plotted the slope of the RIKEN2 data [8] in their Fig. 19 of [5]. We refer the reader to Fig. 4 of the GSI2 paper [17], from which it is clear that the slope of the RIKEN2 data is smaller than that of the GSI data. In addition the Seattle group claimed an agreement on the slope among direct capture measurements as well as an agreement among CD data, and a disagreement between CD and the direct capture slopes. In their attempt to present an agreement on the slope measured in direct capture, they use the Bochum and Orsay data (that disagree by up to 5σ with the Seattle data), but ignore the data measured by Vaughn, Parker and Kavanagh [10, 11, 12]. The first two were deemed non-useful for extracting $S_{17}(0)$ by Adelberger *et al.* [1] due to the lack of low energy data (below 400 keV). But the measurement of a slope requires data above 400 keV as measured by Vaughn, Parker and Kavanagh and these data should not be ignored.

When all available data are used to extract the slope b from a fit to $S = a(1+bE)$, as shown in Fig. 3, we conclude that there is no consensus on the slope among direct capture data, nor can we suggest that all CD data measure the same slope, nor do we conclude that there is a clear disagreement between CD data and direct data. The conclusion of the Seattle group that the slope is measured in direct capture reaction with high precision of 4.5% [5], is yet another statement of over reaching precision that can not be justified by the available data.

Furthermore, the very concept of extracting the "scale independent slope" (b) as opposed to $S' = dS/dE = ab$ is a theoretical misconception. Only at very low energies (below 200 keV) where the reaction arises from an external capture, the logarithmic derivative $S'/S(0)$ is an invariant [24]. At higher energies the slope of the data is determined by the details of the nuclear potential and can not be assumed to have a simple relation to the ANC or the spectroscopic factor. This slope S' as we discussed above, is essential for elucidating the d-wave correction at zero energy and must be measured with high precision.

In Fig. 4 we compare the measured slopes (S') with theoretical predictions of approximately eleven theoretical papers including for example [17, 19, 20, 21, 22, 23]. The PRL data and the BE1 data included in the PRC article of the Seattle group [5] are outside the region predicted by theory. Indeed the so called agreement

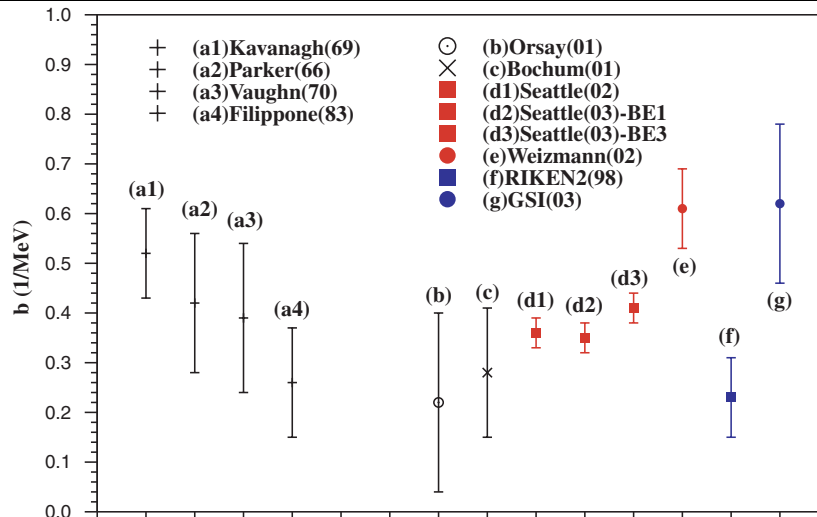


Fig. 3. Extracted slopes (b) from a fit to $S_{17} = a(1 + bE)$, $300 < E < 1400$ keV. This figure correctly displays the slope of RIKEN2 data [8] and it includes all available direct capture data, in sharp contrast to Fig. 19 of [5].

of the theoretical prediction of Descouvemont and Baye [22] with the slope of the Seattle data, was only due to the normalization (downward by a factor of 0.73) of the DB theory that changes the predicted slope by the same correction. The improved theory of Descouvemont and Douford [23] on the other hand requires a very small (5%) adjustment (a normalization factor of 0.95 only), and the resulting slope does not agree with the Seattle data (with the best fit with a $\chi^2/\nu > 3$). In the absence of agreement between the improved theory and the Seattle data, we conclude that there is no theoretical frame work that can be used for extrapolating *with high precision* the Seattle data to zero energy. We emphasize again that a normalization of theoretical curves is required to compare the theory with data and for extrapolating to zero energy. But such a change of the slope amounts to a change of the predicted d-wave correction and hence it can not be used for *a precision extrapolation* of $S_{17}(0)$ (e.g. 2.5%). Both the DD and Typel theory on the othre hand, fit the Weizmann and GSI data quite well with normalization factors of 0.9 and 0.77, respectively, and yield $S_{17}(0)$ of 20.6 and 18.2, respectively, considerably smaller than the Seattle result and the value used in the SSM [2].

We conclude that a precision measurement of the slope (S') is required to allow extrapolating $S_{17}(0)$ with high precision of 5% or better. It appears best to carry out this challenging measurement with 7Be beams [25].

References

1. E.G. Adelberger *et al.*; Rev. of Modern Phys. **70**(1998)1265.
2. J.N. Bahcall, and M.H. Pinsonneault; Phys. Rev. Lett. **92**(2004)121301.
3. S.N. Ahmad *et al.*; nucl-ex/0309004.

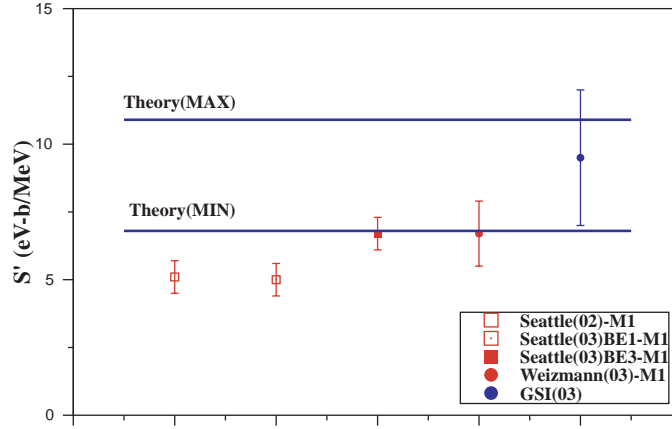


Fig. 4. Comparison of measured slopes ($S' = dS/dE$, $300 < E < 1400$ keV) with predicted slopes. An M1 contribution due to resonance at 632 keV is subtracted from direct capture data.

4. J.N. Bahcall, N.C. Gonzalez-Garcia, C. Pena-Garay; JHEP **02**(2003)009.
5. A.R. Junghans *et al.*; Phys. Rev. Lett **88**(2002)041101, *ibid* Phys. Rev. **C68**(2003)065803, *ibid* nucl-ex/0311012.
6. G. Baur, C.A. Bertulani, and H. Rebel; Nucl. Phys. **A458**(1986)188.
7. T. Motobayashi *et al.*; Phys. Rev. Lett. **73**(1994)2680.
8. T. Kikuchi *et al.*; Phys. Lett. **B391**(1997)261, *ibid* E. Phys. J. **A3**(1998)213.
9. B.W. Filippone *et al.*; **C28**(1983)2222.
10. F.J. Vaughn *et al.*; Phys. Rev. **C2**(1970)1657.
11. P.D. Parker; Phys. Rev. **150**(1966)851.
12. R.W. Kavanagh *et al.*; Bull. Am. Phys. Soc. **14**(1969)1209.
13. F. Hammache *et al.*; Phys. Rev. Lett. **86**(2001)3985.
14. F. Strieder *et al.*; Nucl. Phys. **A696**(2001)219.
15. L.T. Baby *et al.*, Phys. Rev. Lett. **90**(2003)022501, *ibid* Phys. Rev. **C** (2003).
16. N. Iwasa *et al.*; Phys. Rev. Lett. **83**(1999)2910.
17. F. Schumann *et al.*; Phys. Rev. Lett. **90**(2003)232501.
18. R.G.H. Robertson; Phys. Rev. **C7**(1973)543.
19. F. C. Barker; Aust. J. Phys. **33**(1980)177.
20. H.M. Xu *et al.*; Phys. Rev. Lett. **73**(1994)2027.
21. B.K. Jennings, S. Karataglidis, and T.D. Shoppa; Phys. Rev. **C58**(1998)3711.
22. P. Descouvemont and D. Baye; Nucl. Phys. **A567**(1994)341.
23. P. Descouvemont, and M. Dufour; Contribution, 8th Int. Conf. on Clustering, November 24-29, 2003, Nara, Japan, page 77.
24. D. Baye; Phys. Rev. **C62**(2000)065803.
25. M. Gai, M. Hass and Th. Delbar, for the UConn-Weizmann-LLN-ISOLDE collaboration; Letter of Intent to INTC, I37 INTC 2001-007.