

Azimuthal anisotropy and correlations in p+p, d+Au and Au+Au collisions at 200 GeV

A.H. Tang[†] for the STAR Collaboration[‡]

[†] Physics Department, P.O. Box 5000, Brookhaven National Laboratory, Upton, NY 11973, aihong@bnl.gov

Abstract. We present the first measurement of directed flow (v_1) at RHIC. v_1 is found to be consistent with zero at pseudorapidities η from -1.2 to 1.2 , then rises to the level of a couple of percent over the range $2.4 < |\eta| < 4$. The latter observation is similar to data from NA49 if the SPS rapidities are shifted by the difference in beam rapidity between RHIC and SPS. Back-to-back jets emitted out-of-plane are found to be suppressed more if compared to those emitted in-plane, which is consistent with *jet quenching*. Using the scalar product method, we systematically compared azimuthal correlations from p+p, d+Au and Au+Au collisions. Flow and non-flow from these three different collision systems are discussed.

Directed flow describes the sideward bounce of the fragments in ultrarelativistic nuclear collisions and it carries very early information from the collision. Its shape at midrapidity is of special interest because it might reveal a signature of a possible phase transition from normal nuclear matter to a quark-gluon plasma [1]. Directed flow has been extensively studied at AGS and SPS, but has not previously been reported at RHIC, because it is small and is difficult to separate from non-flow effects. Recent RHIC results [2] suggest that jets are suppressed in mid-central and central Au+Au collisions (*jet quenching*). In a *jet quenching* picture, one expects that jets emitted out-of-plane suffer more energy loss than those emitted in-plane. The two-particle correlation function for both in- and out- of plane jets gives us a unique tool to test *jet quenching*. Recently, non-flow effects in elliptic flow (v_2) measurements have been intensively discussed [3]. A systematic comparison of azimuthal correlations among p+p, d+Au and Au+Au collisions will help us to understand the non-flow contribution in Au+Au collisions. Probably the more important aspect of such a study is that it can help us to understand how elliptic flow evolves from elementary collisions (p+p) through collisions involving cold nuclear matter (d+Au), and then on to hot, heavy ion collisions (Au+Au).

Two million events taken by the STAR main time projection chamber (TPC) for Au+Au collisions at $\sqrt{s_{NN}} = 200$ GeV were used in this study, except for the v_1 analysis, which requires both the main TPC and two Forward Time Projection Chambers (FTPCs). Only 70k events with FTPC data were available and analyzed.

We use the three-particle cumulant method [4] and event plane method with mixed harmonics [6] in v_1 analysis and the results agree with each other [6]. Both methods are less sensitive to two-particle non-flow effects because they measure three-particle correlations

$$\langle \cos(\phi_a + \phi_b - 2\phi_c) \rangle = v_{1,a}v_{1,b}v_{2,c}, \quad (1)$$

[‡] For the full author list and acknowledgements see Appendix "Collaborations" in this volume.

in which there are no two-particle correlation terms and thus no non-flow contributions from them. The remaining non-flow from three-particle correlations is expected to remain at a relative error of 20%, which is the major systematic uncertainty in this analysis.

Fig. 1 (left) shows v_1 from three-particle cumulants ($v_1\{3\}$) along with corresponding results from NA49 [7]. The RHIC $v_1(\eta)$ results differ greatly from the directly-plotted SPS data in that they are flat near midrapidity and only become significantly different from zero at the highest rapidities measured. However, when the NA49 data is replotted in terms of rapidity relative to beam rapidity, they look similar. In the pseudorapidity region $|\eta| < 1.2$, $v_1(\eta)$ is approximately flat with a slope of $(-0.25 \pm 0.27)\%$ per unit of pseudorapidity, which is consistent with predictions [1]. The quoted error is statistical only. Note that the three-particle correlation can also measure the sign of v_2 since it measures $v_1^2 v_2$. The measured correlation of Eq. (1) is positive (Fig. 1 right), and so we can conclude that we have measured the sign of v_2 to be positive. This is the first direct indication that the elliptic flow at RHIC is *in-plane* [6].

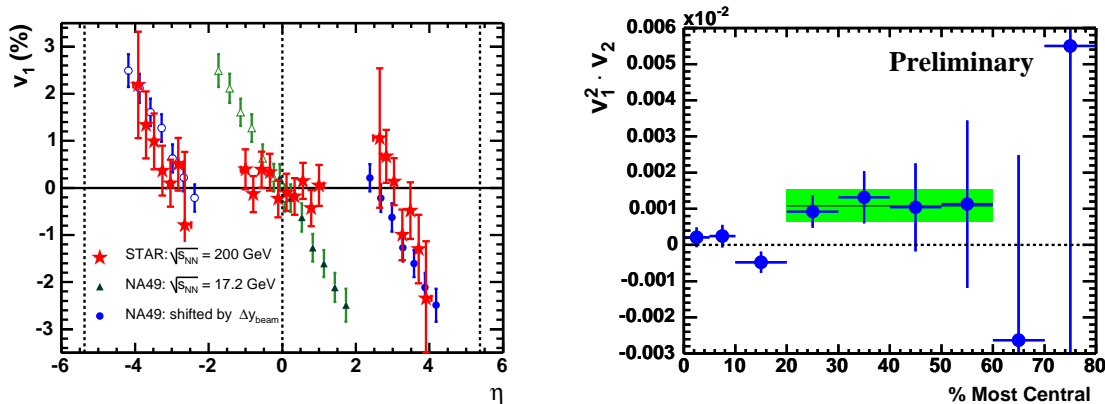


Figure 1. (left) The values of v_1 (stars) for charged particles for 10% to 70% centrality plotted as a function of pseudorapidity. Also shown are the results from NA49 (solid triangles) for pions from 158A GeV Pb+Pb midcentral (12.5% to 33.5%) collisions plotted as a function of rapidity. The measured NA49 points have also been shifted forward (solid circles) by the difference in the beam rapidities of the two accelerators. The open points have been reflected around midrapidity. The dashed lines indicate midrapidity and RHIC beam rapidity. Both results are from analyses involving three-particle cumulants, $v_1\{3\}$. (right) $v_1^2 v_2$ plotted as a function of centrality. The mean value for four mid-central bins is indicated by the solid line in the center of the shaded band, which represents the error.

Previous studies revealed large values of elliptic flow at high p_t [8] and strong suppression of back-to-back jets in Au+Au collisions [9]. Here, we extend these measurements by studying jet correlations with respect to the reaction plane orientation. We select *trigger* particles with $4 < p_t^{\text{trig}} < 6$ GeV/ c emitted in the direction of the reaction plane angle Ψ_2 (in-plane, $|\phi^{\text{trig}} - \Psi_2| < \pi/4$ and $|\phi^{\text{trig}} - \Psi_2| > 3\pi/4$) and perpendicular to it (out-of-plane, $\pi/4 < |\phi^{\text{trig}} - \Psi_2| < 3\pi/4$). The trigger particles are paired with *associated* particles with $2 \text{ GeV}/c < p_t < p_t^{\text{trig}}$. The tracks are restricted to $|\eta| < 1$. Fig. 2 shows the azimuthal distribution of associated particles in Au+Au with

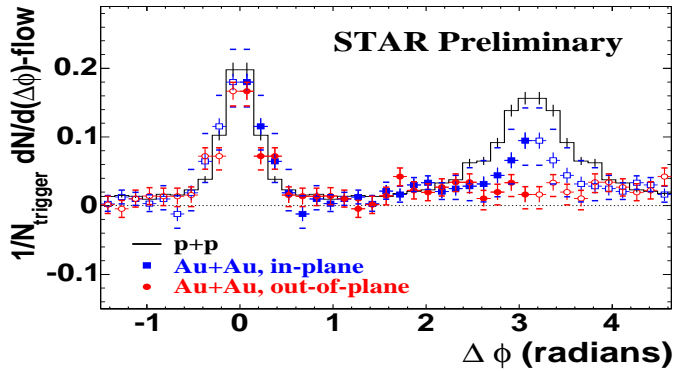


Figure 2. Azimuthal distributions of associated particles for trigger particles in-plane (squares) and out-of-plane (circles) for Au+Au collisions at centrality 20%-60%, compared with reference data measured in p+p collisions (histogram). The elliptic flow contribution is subtracted in Au+Au collisions. Open symbols are reflections of solid symbols around $\Delta\phi = 0$ and $\Delta\phi = \pi$.

elliptic flow subtracted, compared with reference data measured in p+p collisions. The near-side (around $\Delta\phi = 0$) jet-like correlations measured in Au+Au are similar to those measured in p+p collisions. The back-to-back (around $\Delta\phi = \pi$) jet-like correlations measured in Au+Au collisions for in-plane trigger particles are suppressed compared to p+p, and even more suppressed for the out-of-plane trigger particles. The observed dependence of the suppression of the back-to-back correlations with respect to the reaction plane orientation is consistent with a jet-quenching scenario where the energy loss of a parton is proportional to the distance traveled through the dense medium.

It is interesting to see how elliptic flow evolves from p+p collisions, in which non-flow dominates, through d+Au collisions, where some correlation with the reaction plane might develop, and finally to Au+Au collisions, where flow dominates. To do such a comparison, we calculate the azimuthal correlation of particles as a function of p_t with the entire flow vector of all particles used to define the reaction plane (scalar product). The correlation in Au+Au collisions, under the assumption that non-flow effects in Au+Au collisions are similar to those in p+p collisions, are the sum of the flow and non-flow contribution and are given by:

$$\langle u_t Q^* \rangle_{AA} = M_{AA} v_t v_Q + \langle u_t Q^* \rangle_{pp}, \quad (2)$$

where $Q = \sum u_j$ and Q^* its complex conjugate, $u_j = e^{2i\phi_j}$, v_t is flow of particles with a given p_t , and v_Q is the average flow of particles used to define Q . The first term in the r.h.s. of Eq. 2 represents the flow contribution; M_{AA} is the multiplicity of particles contributing to the Q vector. This type of variable also can be extracted from the cumulant approach [10].

Fig. 3 shows the azimuthal correlation as a function of transverse momentum for three different centrality ranges in Au+Au collisions compared to minimum bias d+Au collisions and minimum bias p+p collisions. We observe that the azimuthal correlation in peripheral Au+Au collisions, minimum bias d+Au collisions and minimum bias p+p collisions are similar to each other except at low p_t (< 2 GeV/c), where the difference is small compared to the difference between mid-central Au+Au collisions and the other two cases. This is suggestive of a relatively small flow contribution in very peripheral Au+Au collisions and minimum bias d+Au collisions. In mid-central events, the azimuthal correlations in Au+Au collisions is very different from that in p+p

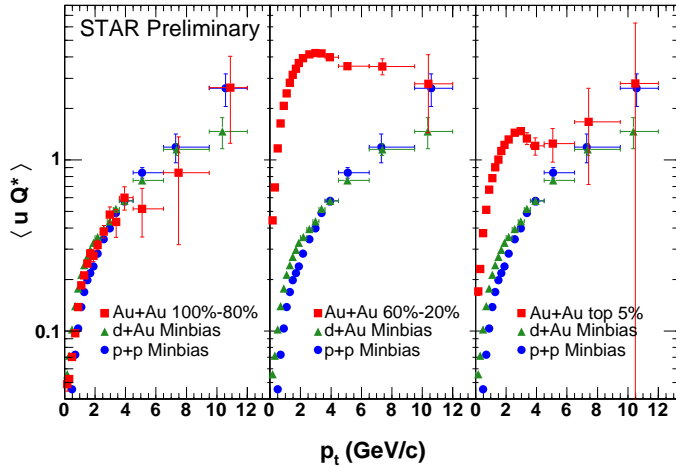


Figure 3. Azimuthal correlations in Au+Au collisions (squares) as a function of centrality (peripheral to central in the panels from left to right) compared to azimuthal correlations in minimum bias p+p collisions (circles) and d+Au collisions (triangles).

collisions, both in magnitude and p_t -dependence. For the most central Au+Au collisions, the magnitude of the correlation at low- p_t is also different from p+p and d+Au, however, for particles with $p_t \geq 5$ GeV/c, the correlation in p+p, d+Au and Au+Au becomes the same within errors. This indicates that non-flow could dominate the azimuthal correlations in central Au+Au collisions at high p_t . The centrality dependence of the azimuthal correlation in Au+Au collisions is clearly non-monotonic, being relatively small for very peripheral collisions, large for mid-central collisions, and relatively small again for central collisions. This non-monotonic centrality dependence is strong evidence that in mid-central collisions (20%-60%) the measured finite v_2 for p_t up to 7 GeV/c is due to real correlations with the reaction plane.

In summary, we have presented the first v_1 measurement at RHIC. $v_1(\eta)$ is found to be flat over a region on either side of midrapidity. We observe that back-to-back jets are suppressed more in the out-of-plane direction than in-plane direction, which is consistent with a jet quenching picture. The azimuthal correlation from p+p, d+Au and Au+Au collisions are compared by the scalar product method.

References

- [1] Brachmann J *et al* 2000 *Phys. Rev. C* **61** 024909
 Bleicher M and Stöcker H 2002 *Phys. Lett. B* **526** 309
 Csernai L P and Roehrich D 1999 *Phys. Lett. B* **458** 454
 Snellings R J M, Sorge H, Voloshin S A, Wang F Q and Xu N 2000 *Phys. Rev. Lett.* **84** 2803
- [2] Adams J *et al* STAR Collaboration 2003 *Phys. Rev. Lett.* **91** 172302
- [3] Borghini N, Dinh P M and Ollitrault J.-Y. 2001 *Phys. Rev. C* **64** 054901
 Adler C *et al* STAR Collaboration 2002 *Phys. Rev. C* **66** 034904
- [4] Borghini N, Dinh P M and Ollitrault J.-Y. 2002 *Phys. Rev. C* **66** 014905
- [5] Poskanzer A M and Voloshin S 1998 *Phys. Rev. C* **58** 1671
- [6] Oldenburg M for the STAR collaboration nucl-ex/0403007
- [7] Alt C *et al* NA49 Collaboration 2003 *Phys. Rev. C* **68**, 034903
- [8] Adler C *et al* STAR collaboration 2003 *Phys. Rev. Lett.* **90**, 032301
- [9] Adler C *et al* STAR collaboration 2003 *Phys. Rev. Lett.* **90** 082302
- [10] Ollitrault J.-Y., talk given at RIKEN-BNL workshop, *Collective flow and QGP properties*, Nov.17-19 (2003). <http://tonic.physics.sunysb.edu/flow03/talks/Ollitrault.ps>