

# Evidence for High-Momentum Enhancement in the Exclusive ${}^3\text{He}(e, e'p)$ Reaction Below the Quasi-Elastic Peak

A. Kozlov,<sup>1</sup> A.J. Sarty,<sup>2</sup> K.A. Aniol,<sup>3</sup> P. Bartsch,<sup>4</sup> D. Baumann,<sup>4</sup> W. Bertozzi,<sup>5</sup> K. Bohinc,<sup>6,4</sup> R. Böhm,<sup>4</sup> J.P. Chen,<sup>7</sup> D. Dale,<sup>8</sup> L. Dennis,<sup>9</sup> S. Derber,<sup>4</sup> M. Ding,<sup>4</sup> M.O. Distler,<sup>4</sup> P. Dragovitsch,<sup>9</sup> I. Ewald,<sup>5</sup> K.G. Fissum,<sup>5</sup> J. Friedrich,<sup>4</sup> J.M. Friedrich,<sup>4</sup> R. Geiges,<sup>4</sup> S. Gilad,<sup>5</sup> P. Jennewein,<sup>4</sup> M. Kahrau,<sup>4</sup> M. Kohl,<sup>10</sup> K.W. Krygier,<sup>4</sup> A. Liesenfeld,<sup>4</sup> D.J. Margaziotis,<sup>3</sup> H. Merkel,<sup>4</sup> P. Merle,<sup>4</sup> U. Müller,<sup>4</sup> R. Neuhausen,<sup>4</sup> T. Pospischil,<sup>4</sup> M. Potokar,<sup>6</sup> G. Riccardi,<sup>9</sup> R. Roché,<sup>9</sup> G. Rosner,<sup>4</sup> D. Rowntree,<sup>5</sup> H. Schmieden,<sup>4</sup> S. Širca,<sup>6</sup> J.A. Templon,<sup>11</sup> M.N. Thompson,<sup>12</sup> A. Wagner,<sup>4</sup> Th. Walcher,<sup>4</sup> M. Weis,<sup>4</sup> J. Zhao,<sup>5</sup> and Z.-L. Zhou<sup>5</sup>

(A1 Collaboration)

<sup>1</sup>*Department of Physics, University of Regina, Regina, SK S4S0A2, Canada*

<sup>2</sup>*Department of Astronomy & Physics, Saint Mary's University, NS B3H3C3, Canada*

<sup>3</sup>*Department of Physics and Astronomy, California State University, Los Angeles, CA 90032, USA*

<sup>4</sup>*Institut für Kernphysik, Universität Mainz, D-55099 Mainz, Germany*

<sup>5</sup>*Laboratory for Nuclear Science, MIT, Cambridge, MA 02139, USA*

<sup>6</sup>*Institute "Jožef Stefan", University of Ljubljana, SI-1001 Ljubljana, Slovenia*

<sup>7</sup>*Thomas Jefferson National Accelerator Facility, Newport News, VA 23606, USA*

<sup>8</sup>*Department of Physics and Astronomy, University of Kentucky, Lexington, KY 40506, USA*

<sup>9</sup>*Department of Physics, Florida State University, Tallahassee, FL 32306, USA*

<sup>10</sup>*Institut für Kernphysik, Technische Universität Darmstadt, D-64289 Darmstadt, Germany*

<sup>11</sup>*Department of Physics and Astronomy, University of Georgia, Athens, GA 30602, USA*

<sup>12</sup>*School of Physics, The University of Melbourne, VIC 3010, Australia*

(Dated: August 20, 2019)

New, high-precision measurements of the  ${}^3\text{He}(e, e'p)$  reaction using the A1 collaboration spectrometers at the Mainz microtron MAMI are presented. These were performed in parallel kinematics at energy transfers below the quasi-elastic peak, and at a central momentum transfer of 685 MeV/c. Cross sections and distorted momentum distributions were extracted and compared to theoretical predictions and existing data. The longitudinal and transverse behavior of the cross section was also studied. Sizable enhancements of the cross sections for missing momenta larger than 100 MeV/c as compared to Plane Wave Impulse Approximation were observed in both the two- and three-body breakup channels.

PACS numbers: 21.45.+v, 25.10.+s, 25.30.Dh, 25.30.Fj

Renewed precision studies of few-nucleon systems has been fueled by recent developments on both the theoretical and experimental fronts. Theoretically, progress toward full microscopic calculations based on realistic  $NN$  potential models has been achieved - for example, via nonrelativistic Faddeev-type calculations for three-body systems [1, 2], and via Monte Carlo variational calculations for three- and four-body systems [3]. Experimentally, new facilities such as the Mainz microtron MAMI and the Thomas Jefferson National Accelerator Facility provide access to high-quality continuous-wave electron beams, high-resolution magnetic spectrometers and fast data-acquisition systems. These features allow precision measurements of the nuclear electromagnetic response through coincidence proton-knockout electron scattering. Thus, the door is opened for detailed studies of unresolved issues relating to few-nucleon systems, some of which were first raised in inclusive  $(e, e')$  measurements more than 20 years ago.

The experiment reported in this paper is part of an extensive and systematic program [4] to study nucleon knockout reactions on  ${}^3\text{He}$  nuclei over the quasi-elastic

(QE) peak at a fixed central momentum-transfer of  $|\vec{q}| = 685$  MeV/c. The specific measurements reported here were performed with  ${}^3\text{He}$  on the low-energy side of the QE peak (fixed central energy-transfer,  $\omega \approx 158$  MeV;  $x_B \approx 1.5$ ), where the contributions from two-body mechanisms such as meson-exchange currents (MEC) and isobar currents (IC) are suppressed, thereby enhancing the possibility of observing the effects of short-range  $NN$  correlations. This low energy-transfer region was studied extensively in the 1970-80's using inclusive electron scattering at  $|\vec{q}| \gg k_F$  [5, 6, 7]. The measured  ${}^3\text{He}(e, e')$  cross sections in this kinematical regime were much higher than theoretical impulse approximation (PWIA) predictions [7, 8], and the discrepancy with prediction increased as  $\omega$  decreased (i.e. as  $x_B$  increased). Since these inclusive cross sections were measured over a wide range of momentum transfer and exhibited so-called “ $y$ -scaling” in this regime, it has been argued that the discrepancies cannot be accounted for by non-quasifree mechanisms such as MEC or IC [9]. Further, effects of final-state interactions (FSI) in this region were estimated to be small [10]. It was suggested [7] that, as a possible so-

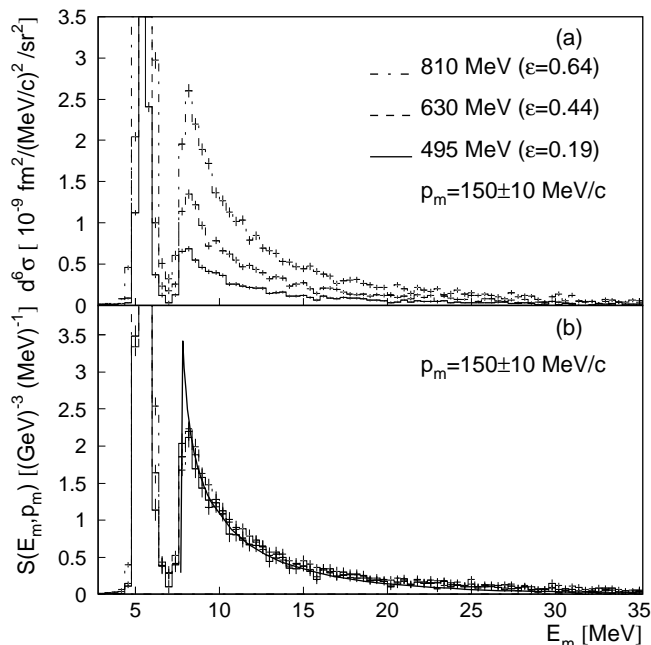


FIG. 1: (a) Radiatively-corrected six-fold  ${}^3\text{He}(e, e'p)X$  cross sections shown with the two-body breakup peak positioned at 5.49 MeV, and the continuum channel threshold at 7.72 MeV. (b) The experimental spectral function for the three measured  $\epsilon$ -values compared to the theoretical calculation from [22]. At  $E_m \geq 30$  MeV, the measured spectral function was close to zero.

lution to this discrepancy, the high-momentum components in the  ${}^3\text{He}$  spectral function should be increased. Such an increase would be indicative of short-range NN correlations not accounted for in the theory. This suggestion came under scrutiny, and it was subsequently suggested [8] that exclusive and semi-exclusive  ${}^3\text{He}(e, e'p)$  measurements were required to test such a modification, and to also examine the missing-energy ( $E_m$ ) dependence of the spectral function. Thus, a later measurement of  ${}^3\text{He}(e, e'p)$  at high missing momenta was performed [11]. It was reported that the new data did not support *ad hoc* attempts to increase the spectral function high-momentum components - leading to the conclusion that the observed enhanced strength in the earlier inclusive data (as discussed in Ref. [7]) was more likely due to defects in the PWIA model assumptions, than to a lack of nucleon high-momentum components in the  ${}^3\text{He}$  wave function. However, it should be noted that this exclusive data of Ref. [11] sampled the kinematical domain with  $\omega$  above the QE peak, in the “dip” region, and not the low-energy side at which the inclusive data are discussed in Ref. [7]. It had been in the low-energy region where  $y$ -scaling was observed, indicating that single-nucleon reaction mechanisms dominate. It can also be noted that none of the since-reported exclusive  ${}^3\text{He}(e, e'p)$  measurements [12, 13, 14, 15] have been carried out in the kinematical conditions studied

by Ref. [7]. In this work, we report the first  ${}^3\text{He}(e, e'p)$  measurements on the low-energy side of the QE peak. These new exclusive data were taken in “parallel kinematics” (central detected-proton angle equal to central angle of  $\vec{q}$ ), and show an enhancement of strength in the high-momentum region of the spectral function. Due to the parallel nature of the measurement, this is directly related to the  $\omega$ -dependence. Therefore, the enhancement shows up on the low-energy side of the QE peak, similar to what was previously observed for the inclusive reaction.

The measurements utilized three incident beam energies  $E_i = 495, 630,$  and  $810$  MeV with electron scattering angles  $\Theta_e = 109.28^\circ, 75.31^\circ,$  and  $54.58^\circ$ , corresponding to virtual photon polarizations of  $\epsilon = 0.19, 0.44,$  and  $0.64$ . The total systematic uncertainty of the measured cross sections was estimated to be  $\pm 3\%$ . This uncertainty is dominated by the uncertainty in the density of the  ${}^3\text{He}$  gas in the cold ( $T = 20$  K), high-pressure ( $P = 18$  atm) target. All error bars shown in the figures of this paper are statistical only. More details on the experimental setup, performance, and data-analysis procedure can be found in Ref.[16] and [17].

The  $(e, e'p)$  cross section for  ${}^3\text{He}$  was obtained as a function of missing energy and missing momentum ( $p_m$ ). The radiative unfolding procedure using the Mainz version of RADCOR code [18] was applied to correct for radiation in 2-D ( $E_m, p_m$ ) space. The extracted  $(e, e'p)$  cross section gradually approached zero at  $E_m = 30$  MeV. An alternative method was used to test this radiative unfolding procedure: radiative effects were included directly into a MC simulation code (“MCEEP” [19]), following the method outlined in Ref. [20]. This method confirmed that most of the measured  $(e, e'p)$  strength beyond  $E_m = 30$  MeV arises from the processes at lower  $E_m$ , and that the actual (unradiated) strength at these high values of  $E_m$  was too small to be extracted.

Distorted spectral functions,  $S^{dist}(E_m, p_m)$ , were extracted from the data according to:

$$S^{dist}(E_m, p_m) = \frac{1}{p_p^2 \sigma_{ep}^{cc1}} \frac{d^6 \sigma}{d\Omega_e d\Omega_p dp_e dp_p}. \quad (1)$$

Study of the longitudinal/transverse ( $L/T$ ) behavior of the cross section was done by direct comparison to the  $e-p$  off-shell cross section on the moving proton, at each  $\epsilon$ , since pure PWIA quasi-free knockout would follow the elementary  $e-p$  response. We chose the de Forest *cc1* prescription [21] for the elementary  $e-p$  cross section ( $\sigma_{ep}^{cc1}$ ), mainly because of convenience to compare our results to earlier data from Ref. [12] and Ref. [13]. A further benefit to dividing out of the cross section some well-defined form of  $\sigma_{eN}$  is that the predominant kinematic ( $\epsilon$ ) dependence is removed from the data, enabling easier identification of residual nuclear dependencies.

The measured six-fold cross section for the reaction  ${}^3\text{He}(e, e'p)X$  as a function of  $E_m$ , averaged over

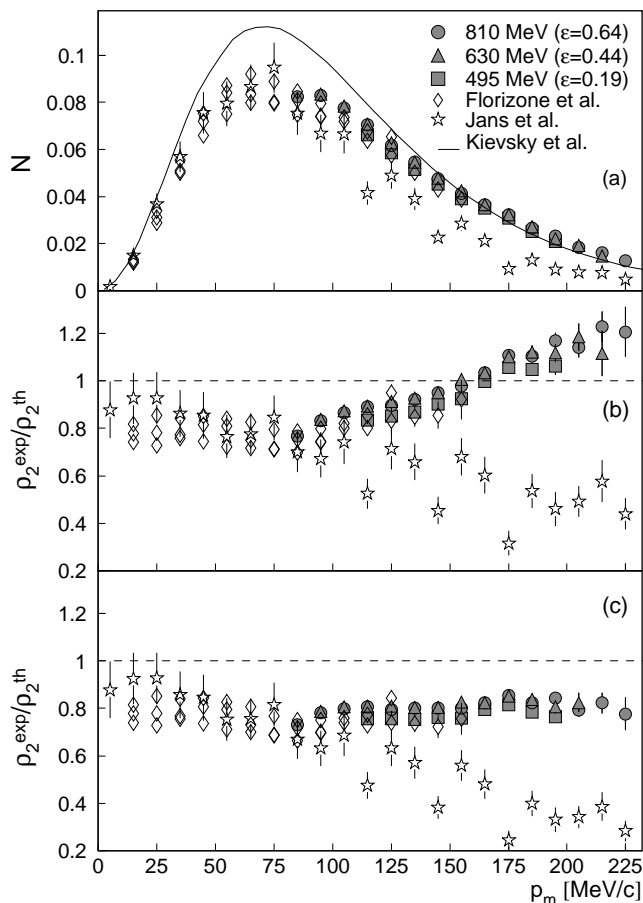


FIG. 2: Distorted proton-momentum distributions,  $\rho_2$ , for the  ${}^3\text{He}(e, e'p)d$  two-body breakup channel. Extracted measurements from the three values of  $\epsilon$  are shown as filled symbols. Earlier data from MAMI [12] and Saclay [13] are shown as open symbols. Note the Saclay data of Ref. [13] were taken under different kinematical conditions than the other data, being non-parallel and fully centered at  $x_B = 1$ . (a) Measured  $\rho_2$  values multiplied by  $4\pi p_m^2 \Delta_{p_m}$ :  $N = 4\pi p_m^2 \rho_2 \Delta_{p_m}$ , with  $\Delta_{p_m}$  equal to the bin-width of 10 MeV/c. The solid line is the spectral-function calculation of Kievsky *et al.* [22]. (b) Ratio of extracted proton-momentum distributions ( $\rho_2^{\text{exp}}$ ) to the spectral function prediction ( $\rho_2^{\text{th}}$ ) of Kievsky *et al.* [22]. (c) Same ratio as in plot (b), except now obtaining  $\rho_2^{\text{th}}$  by multiplying the spectral function of Ref. [22] by the renormalization factor  $f(k)$  as suggested in Ref. [7].

one sample  $p_m$  bin of  $150 \pm 10$  MeV/c, is shown for the three different  $\epsilon$  values in Fig. 1(a). The two-body  ${}^3\text{He}(e, e'p)d$  breakup peak and the threshold for three-body  ${}^3\text{He}(e, e'p)pn$  breakup are at 5.49 MeV and 7.72 MeV respectively. The strong dependence of the cross section on the virtual-photon polarization is evident. This dependence, however, disappears by dividing out the elementary  $ep$  cross section in the extraction of the measured spectral function, as can be seen from Fig. 1(b). The residual  $\epsilon$ -dependence is less than 5% between the differing  $\epsilon$  measurements, and has no system-

atic trend, meaning that the  $L/T$  behavior of the  $(e, e'p)$  cross section is fully described by the  $\sigma_{ep}$  cross section.

Two-body  $p-d$  distorted momentum distributions,  $\rho_2$ , were obtained by integrating the extracted  $S^{\text{dist}}$  over the two-body breakup peak. The extracted  $\rho_2$  distributions are shown in Fig. 2(a), which shows  $\rho_2$  in terms of  $N = 4\pi p_m^2 \rho_2 \Delta_{p_m}$ , where  $\Delta_{p_m}$  is the bin-size in  $p_m$  (equal to 10 MeV/c here). Also shown in Fig. 2(a) are earlier data [12, 13] and the spectral function calculation of Kievsky *et al.* [22]. Like the spectral function, our data are independent of  $\epsilon$  for the entire  $p_m$  range.

By plotting the data as a ratio with respect to the Kievsky spectral function, as is done in Fig. 2(b), several points are notable. First, the data of Ref. [13] – which was taken on top of the QE peak, but is the only data set taken in transverse kinematics, thus at constant  $\omega$  – display reasonable agreement with those of Ref. [12] for  $p_m$  up to 95 MeV/c, but deviate both from our new data and those of Ref. [12] at higher  $p_m$ . Second, agreement is seen between the current measurement and the earlier parallel kinematics Mainz data of Ref. [12], which was taken at the top of the QE peak. Third, a roughly constant 20% suppression of the data compared to the spectral function is seen for  $p_m$  up to 100 MeV/c. This roughly 20% difference between data and the calculation at low  $p_m$  has been previously observed (e.g. see Ref. [12]) and results predominantly from the fact that the theoretical spectral function does not account for FSI while the data does.

The notable new feature observed in Fig. 2(b) is the significant relative increase in the measured cross section compared to the spectral function for  $p_m$  above 100 MeV/c. The beginning of this phenomenon of relative increase can be also seen in the few highest  $p_m$  points of Ref. [12]. It should be noted that the parallel kinematics data from Ref. [12] extend from the top of the QE peak to the low-energy side, and that, just as for our new data, higher  $p_m$  corresponds to lower  $\omega$ . Similar decrease is not seen in Ref. [13], which in contrast to our new data, show a steady decrease for increasing  $p_m$  with respect to the calculation. This suggests that the (relative) increase in the cross section is a phenomenon observed only at the low-energy side of the QE peak. Moreover, our observed enhancement in strength appears to be consistent with that observed in the earlier inclusive measurements [5, 6, 7]. This can be demonstrated by multiplying the spectral function of Kievsky *et al.* by the enhancement factor that was suggested in Ref. [7]:  $f(k) = 1 + (k/\tilde{k})^n$  (where  $n=2.5$ ,  $\tilde{k}=285$  MeV/c, and  $k$  is the primordial proton momentum in the nucleus, using  $k = p_m$  here). When the theory is modified in this way, the  $\rho_2^{\text{exp}}/\rho_2^{\text{th}}$  ratio for our new data becomes mainly constant at roughly 0.8 over the entire  $p_m$  range up to 225 MeV/c. This is demonstrated in Fig. 2(c). Another possible explanation for the enhancement feature being manifest only at  $x_B > 1$  may be a non-quasifree reaction mechanism,

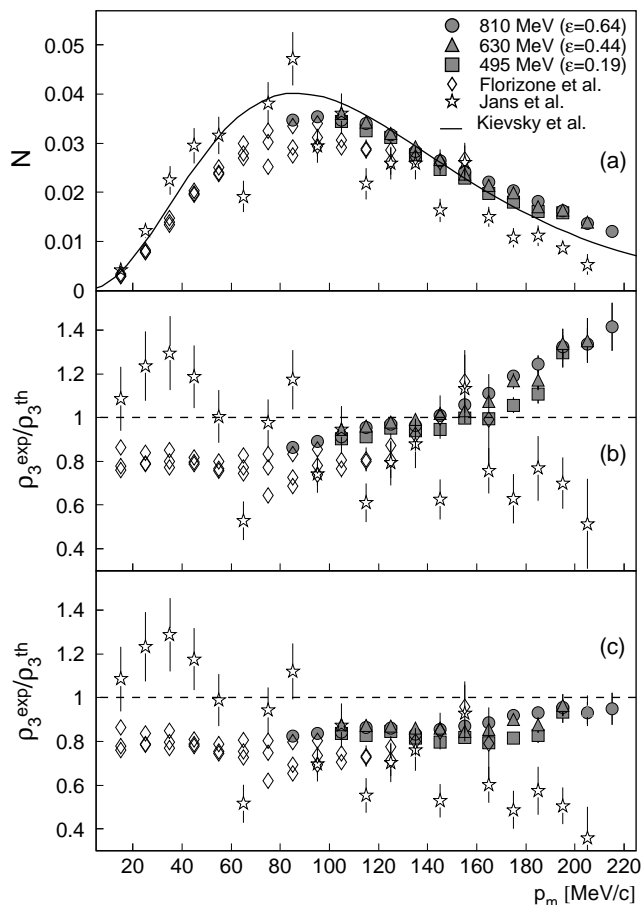


FIG. 3: Distorted proton-momentum distributions,  $\rho_3$ , for the  ${}^3\text{He}(e, e'p)pn$  three-body breakup channel. Plots and symbols follow the identical format used for  $\rho_2$  in Fig. 2.

such as a QE reaction on a quasi-deuteron with subsequent rescattering; this would represent a longer-range nuclear correlation effect.

Distorted proton-momentum distributions for the three-body breakup channel,  $\rho_3$ , were obtained by integration of the experimental spectral function  $S^{dist}(E_m, p_m)$  from 7 to 20 MeV in  $E_m$ . These extracted  $\rho_3$  distributions are shown in Fig. 3(a), multiplied by  $4\pi p_m^2 \Delta p_m$  as was done for the two-body channel. Again, no systematic  $\epsilon$ -dependence is observed. The ratio  $\rho_3^{exp}/\rho_3^{th}$  is shown as a function of  $p_m$  in Figs. 3(b) and 3(c) using the unaltered and the modified calculation of Kievsky *et al.*, respectively. These ratios for the continuum channel show a similar feature as seen in the two-body channel. The modification of the spectral function by the factor  $f(k)$  leads to a better agreement with the data, but not as good as was observed for the two-body breakup channel.

In conclusion, we have performed measurements of the  ${}^3\text{He}(e, e'p)$  reaction on the low  $\omega$  side of the QE peak. Cross sections, distorted spectral functions and distorted proton-momentum distributions were obtained as a func-

tion of  $E_m$  and  $p_m$  for both the two-body and continuum breakup channel for three  $\epsilon$  values. The  $(e, e'p)$  cross section strength falls to near zero for  $E_m > 30$  MeV. The strong  $\epsilon$ -dependence of the cross section, both for two- and three-body reaction channels, is due to the  $L/T$  behavior of the elementary  $e-p$  cross section. The distorted proton-momentum distributions for both the two- and three-body breakup channels significantly deviate in shape from the PWIA predictions of Ref. [22] for  $p_m$  above 100 MeV/c. The correction function suggested in Ref. [7] to enhance the high-momentum components of the spectral function, based on inclusive measurements in this same kinematical region ( $\omega < \omega_{QE}$ ), is able to fully correct this deviation in shape for the two-body breakup channel, and largely for the three-body breakup channel. Such an enhancement of the spectral function's nucleon high-momentum components could be indicative of the effects of short-range NN correlations. The remaining difference in amplitude is predominantly (though not necessarily exclusively) due to FSI effects, which were not included into the calculations.

We would like to thank the MAMI staff for providing support for this experiment. This research was supported by the state of Rhineland-Palatinate and by grants from the Deutsche Forschungsgemeinschaft (SFB 443), by the U.S. Department of Energy and the National Science Foundation, by the Natural Sciences and Engineering Research Council, and by the University of Melbourne.

- 
- [1] J. Golak *et al.*, Phys. Rev. C **51**, 1638 (1995).
  - [2] V.V. Kotlyar *et al.*, Few Body Syst **28**, 35 (2000).
  - [3] J. Carlson and R. Schiavilla, Phys. Rev. C **49**, 2880 (1994).
  - [4] Exps. A1/3-96, A1/1-93, Institut für Kernphysik, Mainz University (spokespersons: R. Neuhausen, S. Gilad).
  - [5] J.S. McCarthy *et al.*, Phys. Rev. C **13**, 712 (1976).
  - [6] D. Day *et al.*, Phys. Rev. Lett. **43**, 1143 (1978).
  - [7] I. Sick *et al.*, Phys. Rev. Lett. **45**, 871 (1980).
  - [8] C. Ciofi degli Atti *et al.*, Phys. Lett. **127B**, 303 (1983).
  - [9] D.B. Day *et al.*, Ann. Rev. Nucl. Part. Sci. **40**, 357 (1990).
  - [10] H. Meier-Hadjuk, and P.U. Sauer, Nucl. Phys. A **499**, 669 (1989).
  - [11] C. Marchand *et al.*, Phys. Rev. Lett. **60**, 1703 (1988).
  - [12] R.E.J. Florizone *et al.*, Phys. Rev. Lett. **83**, 2308 (1999).
  - [13] E. Jans *et al.*, Nucl. Phys. A **475**, 687 (1987).
  - [14] J.E. Ducret *et al.*, Nucl. Phys. A **A553**, 697 (1993).
  - [15] J.M. Le Goff *et al.*, Phys. Rev. C **55**, 1600 (1997).
  - [16] K.I. Blomqvist *et al.*, Nucl. Instr. Meth. A **403**, 263 (1998).
  - [17] A. Kozlov, PhD thesis, Melbourne University (1999).
  - [18] A. Rokavec, PhD thesis, University of Ljubljana (1994).
  - [19] P.E. Ulmer, JLab Tech. Note, **TN91-101** (1991).
  - [20] J.A. Templon *et al.*, Phys. Rev. C **61**, 014607 (2000).
  - [21] T. de Forest *et al.*, Nucl. Phys. A **392**, 232 (1983).
  - [22] A. Kievsky *et al.*, Phys. Rev. C **56**, 64 (1997).