

# A Fluctuation Probe of Disoriented Chiral Condensates

B. Mohanty,<sup>1</sup> D.P. Mahapatra<sup>1</sup> and T.K. Nayak<sup>2</sup>

<sup>1</sup>*Institute of Physics, Bhubaneswar-751005, India and*

<sup>2</sup>*Variable Energy Cyclotron Centre, Kolkata-700064, India*

(Dated: October 26, 2018)

We show that an event-by-event fluctuation of the ratio of neutral pions or resulting photons to charged pions can be used as an effective probe for the formation of disoriented chiral condensates. The fact that the neutral pion fraction produced in case of disoriented chiral condensate formation has a characteristic extended non gaussian shape, is shown to be the key factor which forms the basis of the present analysis.

PACS numbers: 25.75.+r,13.40.-f,24.90.+p

Apart from studying the dynamics of nuclear matter at extreme conditions of temperature and density, the main goals of relativistic heavy-ion collision experiments have been to probe for the possible existence of quark-gluon plasma (QGP) and chiral symmetry restoration. It is also believed that the hot and dense nuclear matter formed in the collision, while going through the expansion and cooling stage, may relax into a vacuum state oriented quite differently from the normal ground state. This results in the formation of what are known as Disoriented Chiral Condensates (DCC) which finally decay producing an imbalance in pion production. In such a case the probability distribution of the neutral pion fraction is very different from what one would expect in the absence of any DCC production [1, 2]. It has also been suggested that DCC formation can be taken as a signal of chiral symmetry restoration at high temperature and density [3, 4]. Theoretical calculations on lifetime of DCC gives encouraging results on its detection in actual experiments [5]. Several experiments, starting from cosmic ray studies [6], hadron-hadron collision [7], to the present day heavy-ion collision experiments [8, 9] in which attempts have been made to look for DCC signal, have either produced null results or have managed to put an upper limit in DCC production.

Recently fluctuations in the ratio of positive to negative charge and baryon to anti-baryon numbers have been shown to be effective probes for the possible existence of QGP [10, 11, 12]. Fluctuations in baryon number or charge asymmetry have been shown to be very much dependent on whether the system goes through a QGP phase or a purely hadronic gas phase. In the present letter we show that a similar event-by-event fluctuation study of the neutral to charged pion ratio can be an effective probe for DCC production.

The basic difference between the events with DCC and those without any DCC formation lies in the probability distribution of the neutral pion fraction. For events with DCC the probability distribution of neutral pion fraction,  $f$ , is given by

$$P(f) = 1/2\sqrt{f} \quad \text{where} \quad f = N_{\pi^0}/N_{\pi}, \quad (1)$$

$N_{\pi^0}$  and  $N_{\pi}$  being the total number of neutral pions and the total number of pions respectively. The correspond-

ing distribution for non-DCC events is a gaussian with  $\langle f \rangle = 1/3$ . It can easily be seen that for events with DCC there is a strong anti-correlation in the production of neutral to charged pions. This is the key feature which forms the basis of the present analysis.

To start with, we define the ratio,  $R$  as  $N_{\pi^0}/N_{ch}$ , where  $N_{\pi^0}$  is the number of neutral pions and  $N_{ch} = N_{\pi^+} + N_{\pi^-}$ , is the multiplicity of charged pions. The fluctuation in the ratio  $R$  is given as

$$D = \frac{\langle \delta R^2 \rangle}{\langle R \rangle^2} = \frac{\langle \delta N_{\pi^0}^2 \rangle}{\langle N_{\pi^0} \rangle^2} + \frac{\langle \delta N_{ch}^2 \rangle}{\langle N_{ch} \rangle^2} - 2 \frac{\langle \delta N_{ch} \delta N_{\pi^0} \rangle}{\langle N_{ch} \rangle \langle N_{\pi^0} \rangle} \quad (2)$$

where the average ( $\langle \dots \rangle$ ) is over events with  $\langle \delta R^2 \rangle = \langle R^2 \rangle - \langle R \rangle^2$ .

Since the total probability is always 1, knowing  $N_{\pi^0} = f N_{\pi}$ , one can write  $N_{ch} = (1-f) N_{\pi}$ . Following simple statistical analysis, we can show

$$\frac{\delta N_{\pi^0}}{\langle N_{\pi^0} \rangle} = \frac{\delta N_{\pi}}{\langle N_{\pi} \rangle} + \frac{\delta f}{\langle f \rangle} \quad (3)$$

and

$$\frac{\delta N_{ch}}{\langle N_{ch} \rangle} = \frac{\delta N_{\pi}}{\langle N_{\pi} \rangle} - \frac{\delta f}{(1-\langle f \rangle)} \quad (4)$$

By squaring Eq. (3) and Eq. (4) one can get the contributions to the terms  $\langle \delta N_{\pi^0}^2 \rangle / \langle N_{\pi^0} \rangle^2$  and  $\langle \delta N_{ch}^2 \rangle / \langle N_{ch} \rangle^2$  in Eq. (2). While by multiplying Eq. (3) and Eq. (4), the contribution to the cross term  $\langle \delta N_{ch} \delta N_{\pi^0} \rangle / \langle N_{ch} \rangle \langle N_{\pi^0} \rangle$  in Eq. (2) is obtained. So the fluctuation in ratio  $R = N_{\pi^0}/N_{ch}$ , as given by Eq. (2) becomes

$$D = \frac{\langle \delta f^2 \rangle}{\langle f \rangle^2 (1-\langle f \rangle)^2} \quad (5)$$

This shows that the fluctuation in the ratio,  $R$ , is essentially dominated by the fluctuation in the neutral

pion fraction whose probability distribution for DCC is given in Eq. (1). Now let us see, what is the value of  $D = \langle \delta R^2 \rangle / \langle R \rangle^2$  for non-DCC and DCC cases respectively.

*Non-DCC case.* - It is known from  $pp$  experiments [13] that the produced pions have their charge states partitioned binomially with the mean of  $f$  at  $1/3$ . The fluctuation in  $f$  is inversely proportional to the total number as given by  $\langle \delta f^2 \rangle \sim 2/9N_\pi$ . Then one can write

$$D_{non-DCC} = \frac{1}{N_\pi \langle f \rangle^2 (1 - \langle f \rangle)^2} \sim 4.5/N_\pi \quad (6)$$

*DCC case.* - For the DCC case, the probability distribution is given by Eq. (1). Using this, one can easily see that  $\langle f \rangle = 1/3$ , as in the non-DCC case, while  $\langle \delta f^2 \rangle = 4/45$ . Substituting these values in Eq. (5), we find,

$$D_{DCC} = 1.8 \quad (7)$$

For a typical case, where the total pion multiplicity,  $N_\pi$ , in the experiment is 300, we find for the non-DCC case the above fluctuation is only about 0.015. This is way below the value 1.8 obtained for DCC.

In a typical reaction DCC may or may not be formed and if formed there could even be background pions coming from non-DCC sources. There could also be multiple DCC domains formed. The effects of these are discussed below.

*Ensemble of DCC and non-DCC events.* - In reality, DCC formation depends on several factors [14]. That means not all events in a collision are favourable for DCC production. If the sample of events is a mixture of DCC and non-DCC events, the signal should depend on the respective fractions. To a first approximation, the corresponding fluctuation would be a linear combination of results shown in Eq. (6) and (7) as given by

$$D = \alpha D_{DCC} + (1 - \alpha) D_{non-DCC} \quad (8)$$

where  $\alpha$  is the DCC event fraction. Fig. 1 shows the variation of fluctuation,  $D$ , with the fraction of DCC events ( $\alpha$ ), obtained from Eq. (8), for a typical case of average total pion multiplicity of 300.

*Multiple DCC domains.* - The fluctuation of  $D_{DCC}$  as given in Eq. (8) is valid for pions emitted from a single region or domain of DCC. It is possible that in an event multiple domains of DCC are formed. In such a case the total probability distribution of the neutral pion fraction is the average value of  $P(f)$  over all of the domains. This can be written as

$$P_m(f) = \int df_1 \cdots df_m \delta\left(f - \frac{f_1 + \cdots + f_m}{m}\right) P_1(f_1) \cdots P_m(f_m) \quad (9)$$

where,  $m$  is the number of domains and for the non-DCC case  $P(f) \sim \delta(f - 1/3)$ . For a case with two domains Eq. (9) can be evaluated analytically to yield a

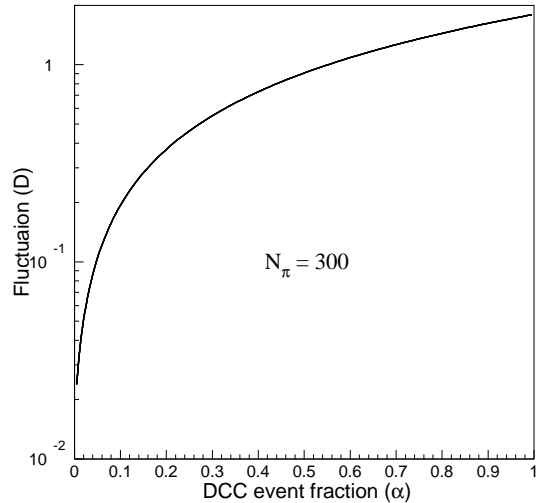


FIG. 1: Variation of fluctuation ( $D$ ) with the fraction of DCC events ( $\alpha$ ). The plot is obtained for a average detected pion multiplicity of 300.

value  $\pi/2$  if  $f < 1/2$  and  $\pi/2 - 2\arccos(1/2\sqrt{f})$  for  $f > 1/2$ . For higher number of domains one has to compute it numerically. It can be shown that the resultant probability distribution approaches a gaussian centered at  $1/3$  with the standard deviation  $\sim 1/\sqrt{m}$ . This means  $\langle \delta f^2 \rangle / \langle f \rangle^2 \sim 1/m$ , so that the fluctuation,  $D$ , reduces as the number of domains increases in an event. However, by carrying out this analysis by dividing the  $\eta - \phi$  phase space to appropriate bins this effect can be reduced.

*Events with pions from DCC as well as non-DCC sources.* - In a given event pions can originate both from a DCC source and from other non-DCC sources even in a DCC event. In such a case the probability distribution for the neutral pion fraction,  $P(f)$ , can be evaluated following Eq. (9) as

$$P(f) = \int df_{DCC} df_{non-DCC} P(f_{DCC}) P(f_{non-DCC}) \delta(f - \beta f_{DCC} - (1 - \beta) f_{non-DCC}) \quad (10)$$

where  $\beta$  corresponds to fraction of DCC pions out of a total number of pions  $N_\pi$ , produced in the event.  $f_{DCC}$  and  $f_{non-DCC}$  correspond to the neutral pion fraction for pions from DCC and non-DCC sources in the event, respectively. With the presence of non-DCC pions, one can see, the neutral pion fraction can no longer start from zero nor can reach the full value of unity, the range depending upon the fraction of non-DCC pions present in the sample. For various values of  $\beta$ , and total number

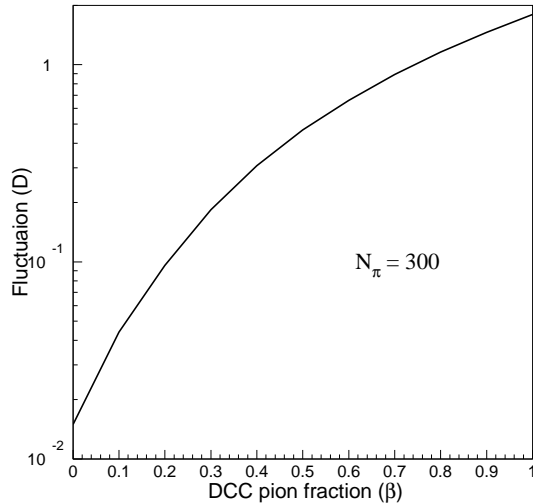


FIG. 2: Variation of fluctuation ( $D$ ) as a function of the pion fraction ( $\beta$ ) from a DCC origin. The plot is obtained for an average pion multiplicity of 300.

of non-DCC pions,  $(1 - \beta)N_\pi$ , the above equation can be evaluated easily to obtain the final  $f$  distribution from which one can get the resultant fluctuation,  $D$ , using Eq. (5). The results obtained for an average total number of 300 pions in an event, are shown in Fig. 2. One can see that the fluctuation  $D$ , decreases with decrease in the fraction of DCC pions.

*Neutral pion decay.* -Neutral pions are not actually detected. They are rather reconstructed from photons detected using electromagnetic calorimeters. Basically one detects the decay photons ( $\pi^0 \rightarrow 2\gamma$ ). For such a case one can take  $N_{\pi^0} = 2N_\gamma$ . However we find that this substitution leaves the expression in Eq. (2) unchanged. That is

$$D = D_\gamma \quad (11)$$

where  $D_\gamma$  corresponds to the fluctuation in the ratio  $N_\gamma/N_{ch}$ . That makes this observable actually measurable, event-by-event, in an experiment and the conclusions derived above for the  $N_{\pi^0}/N_{ch}$  hold true for  $N_\gamma/N_{ch}$ . In an actual experiment, such as in STAR at RHIC, one can measure  $N_\gamma$  and  $N_{ch}$  and look for the signal of DCC using this method.

We know that the measurement of any observable in an experiment is affected by the efficiency of the detector. The effect of this can be seen easily through the following calculation. Consider the efficiency of detecting photons is  $\epsilon_1$  and that for charged pions is  $\epsilon_2$ . Then we have,  $N_\gamma^{exp} = \epsilon_1 N_\gamma$  and  $N_{ch}^{exp} = \epsilon_2 N_{ch}$ . Following the simple statistical analysis as used for arriving at Eq. (3), we get,

$$D^{exp} = D + \frac{\langle \delta\epsilon_1^2 \rangle}{\langle \epsilon_1 \rangle^2} + \frac{\langle \delta\epsilon_2^2 \rangle}{\langle \epsilon_2 \rangle^2} \quad (12)$$

provided we assume that the efficiency of detection is independent of multiplicity. This is not a bad assumption if the analysis is carried out over a narrow bin in centrality.

With detectors for measuring photon and charged particle multiplicity in a common coverage of the  $\eta - \phi$  phase space as in WA98 [8] in CERN SPS, STAR in RHIC and ALICE at LHC, the present method of analysis is expected to be very useful regarding the search for DCC signal. The observed photon multiplicity,  $N_{\gamma-like}$ , in such a situation is usually contaminated with some charged particles that mimic photons. However, the true photon multiplicity,  $N_\gamma$  can be extracted from the measured  $N_{\gamma-like}$  value after correcting for the efficiency of photon counting and the purity of photon sample. This is done using the relation [15],

$$N_\gamma = \frac{p_\gamma}{\epsilon_\gamma} N_{\gamma-like} \quad (13)$$

where,  $\epsilon_\gamma$  is the photon counting efficiency and  $p_\gamma$  is the purity of the photon sample obtained from detector simulations. This will modify the expression for fluctuation given in Eq. (12). If we assume that the purity and efficiency are not dependent on multiplicity and independent of each other, we get

$$D^{exp} = D + \frac{\langle \delta\epsilon_\gamma^2 \rangle}{\langle \epsilon_\gamma \rangle^2} + \frac{\langle \delta\epsilon_2^2 \rangle}{\langle \epsilon_2 \rangle^2} + \frac{\langle \delta p_\gamma^2 \rangle}{\langle p_\gamma \rangle^2} \quad (14)$$

*Sensitivity to DCC signal.* - Let us consider an experiment where the average total detected pion multiplicity is 300. Taking typical values of relative fluctuation ( $\sigma/mean$ ) in efficiency and purity, which are of the same order, to be  $\sim 3\%$  [16], we have  $\langle \delta\epsilon^2 \rangle / \langle \epsilon \rangle^2$  and  $\langle \delta p_\gamma^2 \rangle / \langle p_\gamma \rangle^2$  both to be about 0.0009. Together they introduce an error 0.0027 in the value of fluctuation,  $D_{non-DCC}$ , which now has a value  $0.015 \pm 0.0027$ .

From Fig. 1 we find that corresponding to  $D \sim 0.02$  which is the case for pions from non-DCC events for a typical experiment as described here, the value of  $\alpha = 0.002$ . This means that the analysis is sensitive if the fraction of DCC events in a given sample of events is above 0.2%, provided all the pions in the sample of DCC events are of DCC origin. From Fig. 2 we find a value of  $\beta = 0.025$  corresponding to  $D \sim 0.02$ . This means that in a sample of DCC events, the method is sensitive if more than 2.5% of the pions are of DCC origin.

Combining the results from Fig. 1 and Fig. 2 one can obtain a sensitivity curve for such a typical experiment. This is shown in Fig. 3. It shows, the sensitivity of the method in a typical experiment to the fraction of DCC pions,  $\beta$ , in an event vs. the fraction of DCC events,  $\alpha$ . The contour is drawn corresponding to a value of  $D \sim 0.02$ . The excluded region, which is to the left of the curve, indicates the region which cannot be probed

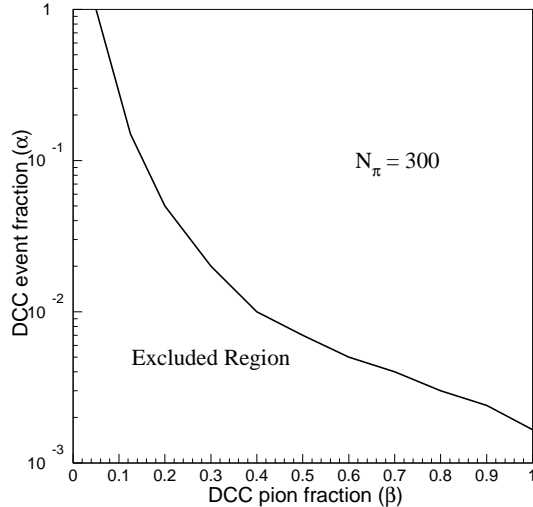


FIG. 3: The sensitivity of a typical experiment in terms of the fraction of DCC type events,  $\alpha$ , for a given fraction of pions coming from DCC origin,  $\beta$ , corresponding to an average detected pion multiplicity of 300.

by such an experiment. For example, the experiment is sensitive to DCC with 20% of the pions coming from a DCC origin, provided there are more than 4 events in every 100 events which are DCC-type. By improving on the photon detection and reducing the fluctuation in efficiency and purity of measured photon sample, the sensitivity of the method can be improved. In experiments at

RHIC and LHC, where the number of emitted pions are significantly large, the fluctuation in the ratio of photons to charged particles for non-DCC sources are going to be quite small. Thus the present method will be quite sensitive for detecting signals of DCC at these energies.

The effect of acceptance on ratio fluctuations such as ours, have been discussed in Ref. [10]. As has been argued there, the results are expected to be independent of acceptance. Some more general discussion on effect of acceptance on multiplicity fluctuations can be found in Ref [17].

In summary, we have shown that detection of DCC is possible through an event-by-event fluctuation study of the ratio of multiplicities of neutral to charged pions. For a case, with DCC production, the above fluctuation has a value close to 2 while for a non-DCC case the same turns out to be much smaller, inversely proportional to the pion multiplicity. However in an actual experiment, event-by-event measurement of neutral pion multiplicity may not be feasible. Instead one detects photons coming from its decay. We have shown that the conclusions drawn from the fluctuation in  $N_{\pi^0}/N_{ch}$  remain unchanged for the fluctuation in the ratio of photon and charged pion multiplicities ( $N_{\gamma}/N_{ch}$ ). The analysis has been extended to include pions from both DCC and non-DCC sources in the same event. We have discussed other detector related effects on this and demonstrated that the proposed fluctuation analysis can easily be applied to experimental data regarding DCC search.

The authors wish to thank S. C. Phatak, Institute of Physics, and N. Barik, Department of Physics, Utkal University, Bhubaneswar for some very helpful suggestions and discussions.

- 
- [1] J.D. Bjorken, *Int. J. Mod. Phys. A* **7**, 4189 (1992).
  - [2] J. -P. Blaizot and A. Krzywicki, *Phys. Rev. D* **46**, 246 (1992).
  - [3] K. Rajagopal and F. Wilczek, *Nucl. Phys. B* **399**, 395 (1993); *Nucl. Phys. B* **404**, 577 (1993).
  - [4] S. Gavin, A. Gocksch and R.D. Pisarski, *Phys. Rev. Lett.* **72**, 2143 (1994).
  - [5] J.V. Steele and V. Koch, *Phys. Rev. Lett.* **81**, 4096 (1998).
  - [6] C.R.A. Augusto et al., *Phys. Rev. D* **59**, 054001 (1999).
  - [7] T.C. Brooks et al., (Minimax Collaboration), *Phys. Rev. D* **61**, 032003 (2000).
  - [8] M.M. Aggarwal et al., (WA98 Collaboration), *Phys. Lett. B* **420**, 169 (1998); *Phys. Rev. C* **58**, 011901(R) (2001).
  - [9] H. Appelshauser et al., (NA49 Collaboration), *Phys. Lett. B* **459**, 679 (1999).
  - [10] S. Jeon, V. Koch, *Phys. Rev. Lett.* **85**, 2076 (2000).
  - [11] M. Asakawa, U. Heinz, B. Muller, *Phys. Rev. Lett.* **85**, 2072 (2000).
  - [12] S.A. Bass, P. Danielewicz, S. Pratt, *Phys. Rev. Lett.* **85**, 2689 (2000).
  - [13] P. Grassberger, H.I. Miettinen, *Nucl. Phys. B* **89**, 109 (1975).
  - [14] A. Krzywicki and J. Serreau, *Phys. Lett. B* **448**, 257 (1999).
  - [15] M.M. Aggarwal et al., (WA98 Collaboration), *Phys. Lett. B* **458**, 422 (1999).
  - [16] M.M. Aggarwal et al., (WA98 Collaboration), Submitted to *Physical Review C*, eprint: nucl/ex-0108029.
  - [17] D.P. Mahapatra, B. Mohanty, S.C. Phatak, e-print:nucl-ex/0108011; To be published in *Int. J. Mod. Phys. A*.