

Inertial particles driven by a telegraph noise

G. Falkovich¹, S. Musacchio¹, L. Piterbarg², M. Vucelja¹

¹*Weizmann Institute of Science, Rehovot 76100 Israel*

²*University of Southern California, Los Angeles USA*

We present a model for the Lagrangian dynamics of inertial particles in a compressible flow, where fluid velocity gradients are modelled by a telegraph noise. The model allows for an analytic investigation of the role of time correlation of the flow in the aggregation–disorder transition of inertial particle. The dependence on Stokes and Kubo numbers of the Lyapunov exponent of particle trajectories reveals the presence of a region in parameter space (St, Ku) where the leading Lyapunov exponent changes sign, thus signaling the transition. The asymptotics of short and long-correlated flows are discussed, as well as the fluid-tracer limit.

PACS numbers: 47.52.+j, 47.55.Kf, 47.27.eb

INTRODUCTION

The spontaneous formation of clusters of particles suspended in chaotic flows may originate from two different physical processes: compressibility of the fluid flow and particle inertia. In the first case particles are trapped in regions of ongoing compression, while in the second case inertia causes their ejection from vortical regions. The underlying link between these two phenomena is manifested in the limit of weak inertia, in which particle dynamics in incompressible flows can be approximated by that of tracers in a weakly compressible velocity field [1, 2].

Clustering processes have been extensively studied, both in the case of compressible flows [3, 4, 5, 6] and inertial particles [2, 7, 8, 9]. Fractal dimension of the clusters, obtained from the ratios of Lyapunov exponents of particle trajectories, has revealed a powerful tool to quantify the intensity of the clustering [3, 7], and has motivated further studies of Lyapunov exponents of inertial particles [9, 10].

Aggregation is an extreme form of clustering, which occurs when the trajectories of different particles tend to point-like clusters. In this situation the senior Lyapunov exponent of particle trajectories become negative, signaling that nearby particles do not separate exponentially as expected in a chaotic flows, but their paths eventually coalesce. This phenomenon has been described for fluid tracers in compressible flows [11, 12], as well as for light particles in incompressible flows [7].

Surprisingly, it has been shown that in compressible flows, where fluid trajectories coalesce, large enough inertia can induce a transition from the strong clustering regime into a weak clustering one, where particle trajectories remains chaotic and the senior Lyapunov exponent is positive [13, 14, 15, 16]. Analytic results on this aggregation–disorder transition have been obtained under the assumption that the carrier flow is short-correlated in time.

It is therefore natural to ask how time correlations of real turbulent flows can influence this phenomena. As

pointed out by recent numerical studies of fluid tracers in compressible flows [6], time correlations are responsible for an increase in the level of compressibility required for the transition to the strong-clustering regime. In the case of inertial particles it has been found [10] that time correlations cause increase the (positive) Lyapunov exponent (i.e. make particle flow more chaotic) already at weak inertia, which can not be predicted in the framework of short correlated flows [9, 17, 18, 19].

Here we discuss a simple time-correlated model flow, recently introduced in [20], which allows to get a deeper insight on the interplay between inertia and compressibility, and to investigate analytically the dependence on Stokes and Kubo numbers of Lyapunov exponent of particle trajectories.

MODEL

The dynamics of two small inertial particles, whose density is much larger than the fluid density is dominated by the viscous drag. Hence, the equation for their separation $\mathbf{R}(t) = \mathbf{X}_1(t) - \mathbf{X}_2(t)$ and relative velocity \mathbf{V} reads [21]:

$$\dot{\mathbf{R}} = \mathbf{V}, \quad \dot{\mathbf{V}} = -\frac{1}{\tau}(\mathbf{V} - \Delta\mathbf{U}(\mathbf{X}_1, \mathbf{X}_2, t)) \quad (1)$$

where τ is the Stokes time of the particles, and $\Delta\mathbf{U}$ is the difference of fluid velocities at particle positions.

To investigate the behavior of Lyapunov exponent one has to consider separations smaller than the viscous length-scale of the flow. At these scales the fluid velocity difference can be written in terms of the velocity gradients $S_{ij} = \partial_j U_i$ as $\Delta U_i = S_{ij} R_j$. The Lyapunov exponent λ is determined by the contributions of the local gradients $S_{ij}(t)$ experienced by the two nearby trajectories. Note that the statistics of velocity gradients in the reference frame of an inertial particle differs from the Eulerian statistics due to preferential concentration.

Let us now consider an idealized one-dimensional flow, in which the fluid velocity gradient in the reference frame of a particle is modelled by a *telegraph noise* $s(t)$, i.e. a

noise that switches randomly between two fixed values $\pm s$. Stokes number can be defined in term of the fluid gradient intensity as $St = s\tau$. Equations (1) reduce to

$$\dot{R} = V, \quad \dot{V} = -\frac{V}{\tau} + \frac{s(t)}{\tau}R \quad (2)$$

When $s(t) = +s$ the system is expanding, and evolves towards the asymptote $V = \alpha R$, where

$$\alpha = \frac{1}{2\tau}(-1 + \sqrt{1 + 4s\tau}). \quad (3)$$

The particles separate exponentially with smaller rate than fluid trajectories $\alpha < s$. When $s(t) = -s$ the system is contracting, and two different scenarios are observed, according to the relative intensity of fluid gradients and inertial drag. For small Stokes numbers $St < 1/4$ the system evolves toward the asymptote $V = \beta R$, where

$$\beta = \frac{1}{2\tau}(-1 + \sqrt{1 - 4s\tau}) \text{ for } s\tau < 1/4. \quad (4)$$

Particles slow down less efficiently than the fluid, and hence their separation goes to zero with a faster exponential rate $|\beta| > s$. For large Stokes number $St > 1/4$ the system has two complex conjugate eigenvalues

$$\beta = \frac{1}{2\tau}(-1 \pm i\sqrt{4s\tau - 1}) \text{ for } s\tau > 1/4. \quad (5)$$

and the solution decays exponentially with a clockwise spiral motion in phase space (R, V) . This means that particles can cross the $R = 0$ axis, i.e. collide, with non-zero relative velocity, giving origin to a shock i.e. discontinuity in the velocity field [22]. Notice that the solution is properly defined also for $R < 0$. The change of the sign of R can be interpreted as the fast particle overcoming the slow one.

Shocks start to appear for the critical value $St^* = 1/4$. The presence of such critical Stokes number is characteristic of flows where fluid velocity gradient are bounded, and its value is determined by the intensity of the strongest negative gradient (here $-s$). Conversely, if the statistics of fluid velocity gradient is unbounded, shocks can appear for arbitrarily small Stokes number, but they are exponentially suppressed in the limit $St \rightarrow 0$ [18, 22, 23].

The transition rates ν_1 from $-s$ to s and ν_2 from s to $-s$ determine the fraction of time spent by the particle pair in regions of ongoing compression and expansion (respectively, $\nu_2/(\nu_1 + \nu_2)$ and $\nu_1/(\nu_1 + \nu_2)$). The mean value of the noise $s(t)$ is

$$s_0 \equiv \langle s(t) \rangle = -s\Delta\nu/\nu, \quad (6)$$

where $\nu = \nu_1 + \nu_2$ and $\Delta\nu = \nu_2 - \nu_1$. Noise fluctuations $\tilde{s}(t) \equiv s(t) - s_0$ are exponentially correlated:

$$\langle \tilde{s}(t)\tilde{s}(t') \rangle = \frac{4s^2\nu_1\nu_2}{\nu^2} \exp(-\nu|t - t'|) \quad (7)$$

The ratio between the correlation time of the flow $1/\nu$ and the Lagrangian separation time $1/s$ defines the Kubo number $Ku = s\nu^{-1}$.

Notice that in potential flows both fluid tracers and inertial particles spend more time in regions of a local compression than in expanding regions, and hence $\Delta\nu > 0$. The actual value of $\Delta\nu$ can be determined by assuming statistical homogeneity and isotropy of the flow. Thanks to these symmetries, the mean position of a particle is solely determined by its initial position $\langle X(t) \rangle = X_0$ and hence the distance R is statistically conserved.

The peculiar nature of the telegraph noise, namely the fact that its square is deterministic, allows to obtain closed equations for $\langle R(t) \rangle$. Averaging over different realizations of the noise, and using the derivation formula [24]

$$\frac{d}{dt} \langle \xi_t F_t(\xi) \rangle = \langle \xi_t \frac{d}{dt} F_t(\xi) \rangle - \nu \langle \xi_t F_t(\xi) \rangle \quad (8)$$

which hold for a generic noise with zero mean and correlation $\langle \xi_t \xi_{t'} \rangle \sim \exp(-\nu|t - t'|)$, one obtain the linear system

$$\frac{d}{dt} \mathbf{y} = \frac{1}{\tau} M \mathbf{y} \quad (9)$$

where

$$\mathbf{y} = \begin{bmatrix} \langle R \rangle \\ \tau \langle V \rangle \\ \tau \langle \tilde{s} R \rangle \\ \tau^2 \langle \tilde{s} V \rangle \end{bmatrix} \quad M = \begin{bmatrix} 0 & 1 & 0 & 0 \\ s_0\tau & -1 & 1 & 0 \\ 0 & 0 & -\nu\tau & 1 \\ (s^2 - s_0^2)\tau^2 & 0 & -s_0\tau & -(1 + \nu\tau) \end{bmatrix} \quad (10)$$

This linear system allows for a constant solution $\langle R \rangle = R_0$ when $s_0\nu(1 + \nu\tau) + s^2 = 0$ which together with Eq. (6) gives

$$\Delta\nu = \frac{s}{1 + \nu\tau} \quad (11)$$

Notice that inertia reduces the trapping of particle in compressing regions. This effect is encoded in the behavior of the parameter $\Delta\nu$, which is a decreasing function of Stokes time τ , and vanishes in the limit $\tau \rightarrow \infty$.

The positivity of ν_1 requires $\Delta\nu < \nu$, and gives an upper bound for the Kubo number achievable in the system:

$$Ku \leq Ku^* = \frac{2St}{\sqrt{1 + 4St} - 1} \quad (12)$$

For longer correlation time particle are irreversibly captured by contracting regions. In the limit of fluid tracers $\tau \rightarrow 0$ the constraint becomes $Ku < 1$. The accessible region in (St, Ku) parameter space is shown in Figure 1.

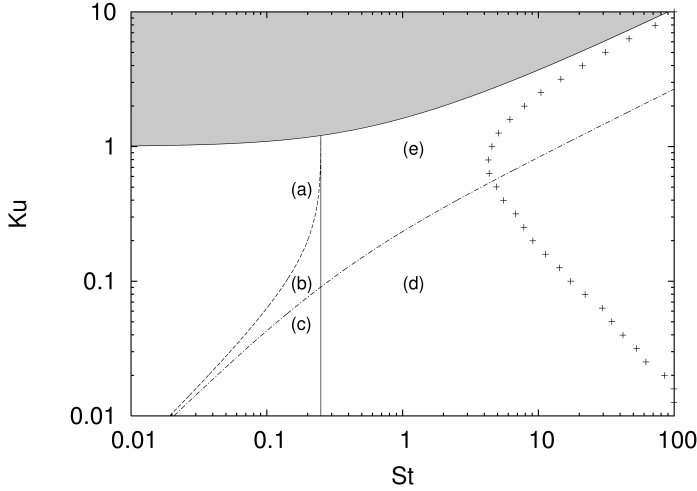


FIG. 1: Parameter space (St, Ku) . Shape transitions in the probability density function (pdf) of x occur for $St = St^* = 1/4$ (vertical solid line), $\tilde{m} = 1$ (dashed line) and $m = 1$ (dash-dotted line). Labels refers to the pdfs shown in Fig. 2, 3. Grey region is not accessible by the model because Ku number does not fulfill condition (12). Crosses represent the boundary of the chaotic region.

STATISTICS OF PARTICLE-VELOCITY GRADIENTS

From the system (2) one can obtain a closed equation for the particle-velocity gradient $\sigma = V/R$:

$$\dot{\sigma} = -\sigma^2 - \tau^{-1} [\sigma - s(t)] . \quad (13)$$

The Lyapunov exponent of particle trajectories can be obtained from Eq. (13) as an ensemble average $\langle \sigma \rangle$ over different realizations of the noise. Equations for the stationary distribution of $x = \sigma + 1/(2\tau)$, are easily obtained with the same procedure adopted to derive Eq. (9,10):

$$\left[\left(\frac{1}{4\tau^2} - x^2 + \frac{s_0}{\tau} \right) p \right]_x + q_x = 0 \quad (14)$$

$$\left[\left(\frac{1}{4\tau^2} - x^2 - \frac{s_0}{\tau} \right) q \right]_x + \left(\frac{s^2 - s_0^2}{\tau^2} \right) p_x + \nu q = 0 \quad (15)$$

where $q(x) = \int \tilde{s} p(x, \tilde{s}) d\tilde{s} / \tau$ and $p(x, \tilde{s})$ is the joint stationary pdf of x and \tilde{s} . From the first equation one gets $q = -(C + (1/4\tau^2 - x^2 + s_0/\tau)p)$ where C is the mean flux of x , and finally

$$\left[\frac{s^2}{\tau^2} - \left(\frac{1}{4\tau^2} - x^2 \right)^2 \right] p_x + \left[(4x - \nu) \left(\frac{1}{4\tau^2} - x^2 \right) - \nu \frac{s_0}{\tau} \right] p + C(2x - \nu) = 0 \quad (16)$$

The asymptotic behavior $p \sim C/x^2$ ($C > 0$) for large

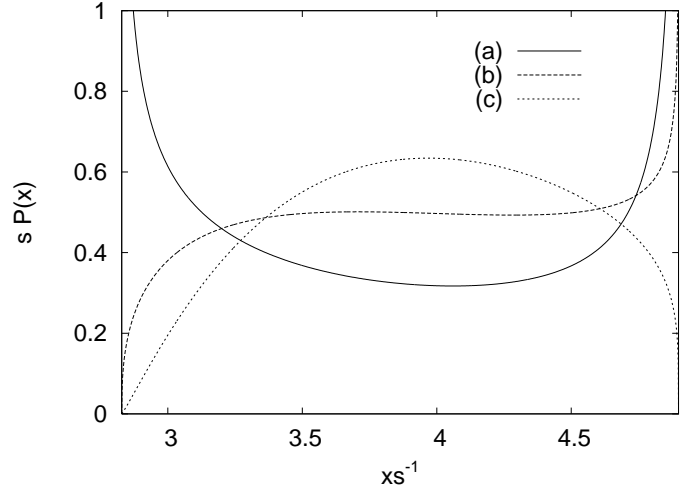


FIG. 2: Pdf of x in the small Stokes regime ($St = 1/8$) for different value of Kubo number: $K = 1/8$ (a), $Ku = 1/16$ (b) and $Ku = 1/24$ (c).

$|x|$ gives the probability of strong particle velocity gradients, and is therefore related to the probability of shocks. Different solutions are found in the small-Stokes-number and large-Stokes-number regime.

Small Stokes number

When $St < St^*$ the unique positive integrable solution of Eq. (16) is obtained under condition of zero flux ($C = 0$):

$$p = C_1 \frac{(w-x)^{m-1} (x-\tilde{w})^{\tilde{m}-1}}{(w+x)^{m+1} (x+\tilde{w})^{\tilde{m}+1}}, \quad x \in (\tilde{w}, w) \quad (17)$$

and zero otherwise, where

$$\begin{aligned} w &= \sqrt{1 + 4s\tau}/2\tau & m &= (\nu + \Delta\nu)/4w \\ \tilde{w} &= \sqrt{1 - 4s\tau}/2\tau & \tilde{m} &= (\nu - \Delta\nu)/4\tilde{w}, \end{aligned} \quad (18)$$

The solution is localized in the compact interval (\tilde{w}, w) . Its shape is determined by the values of m and \tilde{m} . For $\tilde{m} < 1$ (low frequency) the pdf is peaked around the two border values. For $m < 1 < \tilde{m}$ (intermediate frequency) it vanishes at \tilde{w} , and finally when $m > 1$ (high frequency) it vanishes both at \tilde{w} and w (See Fig. 2). Indeed, when $St < St^*$, the solution of the linear system for (R, V) oscillates between two asymptotes $V = (w - 1/2\tau)R$ and $V = (\tilde{w} - 1/2\tau)R$ according to the sign of the noise. If the noise frequency is low the system has enough time to get close to the two asymptotes and the pdf is peaked around them. Conversely, when the sign of the noise switches frequently, the system does not have enough time to reach the asymptotes and oscillates rapidly around the mean value.

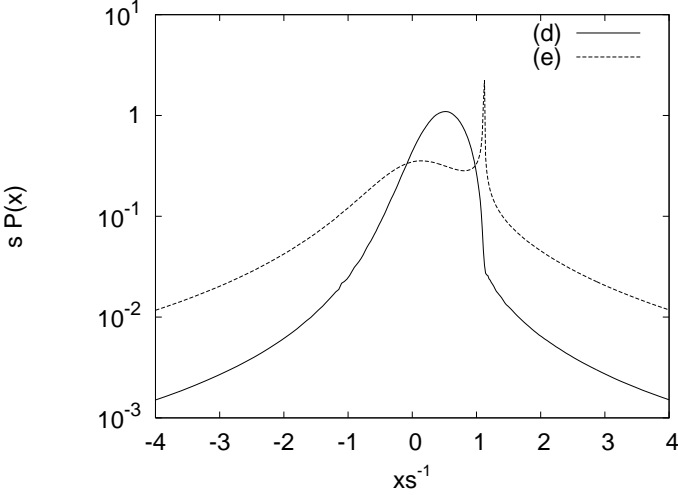


FIG. 3: Pdf of x in the large Stokes regime ($St = 1$) for different values of Kubo number: $Ku = 0.1$ (d), $Ku = 1$ (e)

Large Stokes number

When $St > St^*$ the solution of Eq. (16) consists of two different parts:

$$p(x) = C p_1(x) + C_2 p_2(x) \quad (19)$$

The first one is the solution of Eq. (16) with $C = 1$,

$$p_1 = \frac{|w-x|^{m-1}}{|w+x|^{m+1}(x^2+\tilde{w}^2)} e^{n(\arctan(x/\tilde{w}))} \quad (20)$$

$$\times \int_{-w}^x dy \frac{|w+y|^{m+1}(\nu-2y)}{|y-w|^{m-1}(w^2-y^2)} e^{-n(\arctan(y/\tilde{w}))}$$

while the second one is the right tail of the solution of the homogeneous (fluxless) equation:

$$p_2 = \frac{|w-x|^{m-1}}{|w+x|^{m+1}(x^2+\tilde{w}^2)} \times e^{n(\arctan(x/\tilde{w}))} I_{w,\infty}(x). \quad (21)$$

Here $I_{w,\infty}(x)$ is the characteristic function (indicator) of the interval (w, ∞) , and

$$w = \sqrt{4s\tau + 1}/2\tau \quad m = (\nu + \Delta\nu)/4w \quad (22)$$

$$\tilde{w} = \sqrt{4s\tau - 1}/2\tau \quad n = (\nu - \Delta\nu)/2\tilde{w}.$$

Conditions for determining C and C_2 are

$$\int p(x) dx = 1, \quad \int q(x) dx = 0. \quad (23)$$

These conditions guarantee the continuity of the pdf in the limit $St \rightarrow St^*$ (see Appendix). The pdf obtained in the regime $St > St^*$ is extended over all real x , with power-law tails $p \sim C/x^2$ for large $|x|$ that are due to shocks, which occur for large negative values of

$s(t)$. For short-correlated noise ($m > 1$), the pdf is characterized by an asymmetric core localized between $-w$ and w . When $m < 1$ a singular peak arises at $x = w$ (See Fig. 3). This behavior is easily understood in term of solution of the linear system for (R, V) . When $s(t) = +s$ the solution converges toward the asymptote $V = \alpha R = (w - 1/2\tau)R$. This produces the peak at $x = w$, provided that the correlation time of the noise is long enough ($m < 1$) to get close to the asymptote. The large-Stokes number regime is hence characterized by an infinite series of shocks alternated to 'quiet' phases in which the particle-velocity gradient relaxes toward α .

The schematic in Figure 1 summarizes the different regions in the parameter space (St, Ku) where shape transitions occurs in the pdf of x .

LYAPUNOV EXPONENTS

The Lyapunov exponent of inertial-particle trajectories can be written in terms of the mean value \bar{x} as $\lambda = \bar{x} - 1/2\tau$. For $St < St^*$ the mean value \bar{x} can be written as

$$\bar{x} = \tilde{w} \frac{(w - \tilde{w})\tilde{m}}{(m + \tilde{m})} \times \frac{F_1(\tilde{m} + 1, m + 1, \tilde{m} + 1, \tilde{m} + m + 1, u, v)}{F_1(\tilde{m} + m + 1, \tilde{m} + 1, \tilde{m} + m, u, v)} \quad (24)$$

where

$$u = \frac{\tilde{w} - w}{\tilde{w} + w}, \quad v = \frac{\tilde{w} - w}{2\tilde{w}} \quad (25)$$

and F_1 is the hypergeometric function of two variables[25]. The behavior of the Lyapunov exponent as a function of Stokes and Kubo number is shown in Figure 4. Lyapunov exponent is negative for small Stokes, and decreases approximatively as $\lambda s^{-1} \sim -Ku$ at increasing Ku numbers. In the limit $St \rightarrow 0$ it recovers the actual value for fluid tracers [20]:

$$\lambda_0 \equiv \lim_{\tau \rightarrow 0} \lambda = -s^2/\nu \quad (26)$$

Notice that fluid tracers are always in the aggregation regime within this model, as signaled by the negative value of λ_0 . A sharp negative minimum $\lambda = -2s$ is found for $St = 1/4$ at $Ku = (\sqrt{2} + 1)/2$. It corresponds to the maximum aggregation of particle. As the correlation time of the flow decreases, the minimum becomes less pronounced, and it moves to larger Stokes numbers. A region of positive Lyapunov exponents, is present in the parameter-space for $St \gtrsim 4.3$. The isoline of vanishing Lyapunov exponent which border this region represent the transition from the strong clustering regime ($\lambda < 0$) to the chaotic regime ($\lambda > 0$). Indeed, Figure 5 shows that, as Stokes number increases, the interval of Kubo numbers appears where the Lyapunov exponent grows,

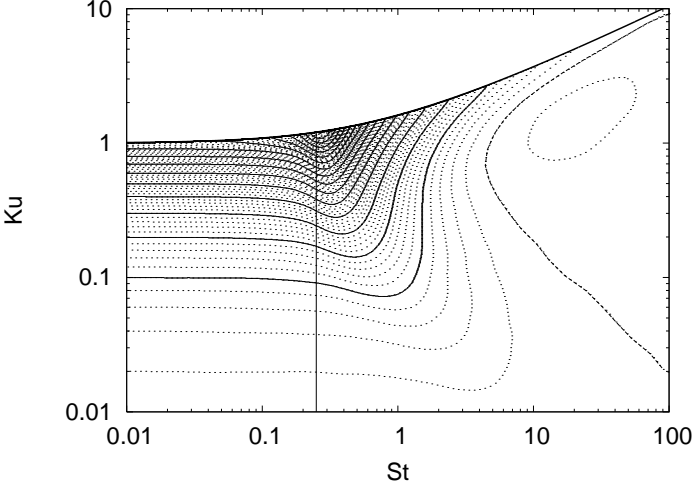


FIG. 4: The isolines of the Lyapunov exponent λ on the plane of Stokes and Kubo numbers. The isolines are spaced every $0.02s$. The boundary of the chaotic region ($\lambda > 0$) is represented by the dashed line.

and eventually becomes positive. This can be understood as follows: to achieve an effective mixing the correlation time of the fluid gradients must be long enough to provide substantial stretching of particle trajectories, but not too long, to avoid particle segregation in compressing regions. Therefore the chaotic region is confined in a window of Ku numbers between a lower and an upper bound determined by stretching efficiency and particle trapping respectively.

Let us now consider the behavior of the Lyapunov moments γ_n , defined as $\langle R^n \rangle \sim \exp(\gamma_n t)$. The evolution of $\langle R^n \rangle$, for n positive integer, is determined by a closed system of $2(n+1)$ equation:

$$\begin{aligned} \frac{d}{dt} \langle R^{n-i} V^i \rangle &= (n-i) \langle R^{n-i-1} V^{i+1} \rangle \\ &\quad - \frac{i}{\tau} \langle R^{n-i} V^i \rangle \\ &\quad + \frac{i}{\tau} (\tilde{s} + s_0) \langle R^{n-i+1} V^{i-1} \rangle \end{aligned} \quad (27)$$

$$\begin{aligned} \frac{d}{dt} \langle \tilde{s} R^{n-i} V^i \rangle &= (n-i) \langle \tilde{s} R^{n-i-1} V^{i+1} \rangle \\ &\quad - \left(\frac{i}{\tau} + \nu \right) \langle \tilde{s} R^{n-i} V^i \rangle \\ &\quad - \frac{i}{\tau} s_0 \langle \tilde{s} R^{n-i+1} V^{i-1} \rangle \end{aligned} \quad (28)$$

where $i = 0, 1, \dots, n$. The n -th Lyapunov moment γ_n is the largest solution of the $2(n+1)$ -th equation:

$$\det \begin{bmatrix} \mathbf{A} & \mathbf{C} \\ \mathbf{D} & \mathbf{B} \end{bmatrix} = 0, \quad (29)$$

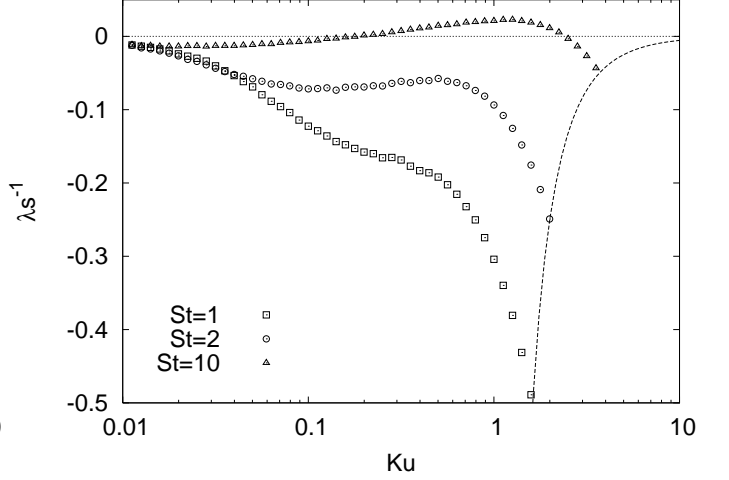


FIG. 5: The Lyapunov exponent λ as a function of the Kubo number. An interval of positive Lyapunov exponents appears for $St \gtrsim 4.3$. The dashed line represents the asymptotic behavior for $Ku = Ku^*$.

\mathbf{A} and \mathbf{B} are tri-diagonal matrices with the elements

$$\begin{aligned} A_{i,i} &= \gamma_n + i/\tau & i = 1, n \\ A_{i,i-1} &= -is_0/\tau & i = 2, n \\ A_{i,i+1} &= i - n & i = 1, n-1 \\ B_{i,i} &= \gamma_n + \nu + i/\tau & i = 1, n \\ B_{i,i-1} &= is_0/\tau & i = 2, n \\ B_{i,i+1} &= i - n & i = 1, n-1 \end{aligned} \quad (30)$$

and \mathbf{C} and \mathbf{D} are sub-diagonal matrices with the elements $C_{i,i-1} = -i/\tau$ for $i = 2, n$ and $D_{i,i-1} = i(s_0^2 - s^2)/\tau$ for $i = 2, n$. In the limit $St \rightarrow 0$ one recovers the Lyapunov moments of fluid tracers [20]:

$$\gamma_n = \sqrt{\left(\frac{\nu}{2}\right)^2 + s^2(n^2 - n)} - \frac{\nu}{2} \quad (31)$$

Notice that for fluid tracers the sign of the separation R is preserved, and hence the exponents γ_n coincide with the exponents $\tilde{\gamma}_n$ defined by $\langle |R|^n \rangle \sim \exp(\tilde{\gamma}_n t)$. The asymptotic linear behavior of γ_n for large n is the hallmark of the presence of an upper bound for velocity gradients.

Short-correlated flows

Let us now examine the limit of short-correlated flow. The limit $\nu \rightarrow \infty$ must be taken keeping constant $s^2/\nu = D$, in order to recover δ -correlated noise fluctuations $\langle s(t)s(t') \rangle = 2D\delta(t-t')$. In other words, while Kubo number $Ku = s/\nu$ tends to zero, Stokes number $St = s\tau$ must grow, so that the product

$$KuSt = s^2/\nu\tau = D\tau \quad (32)$$

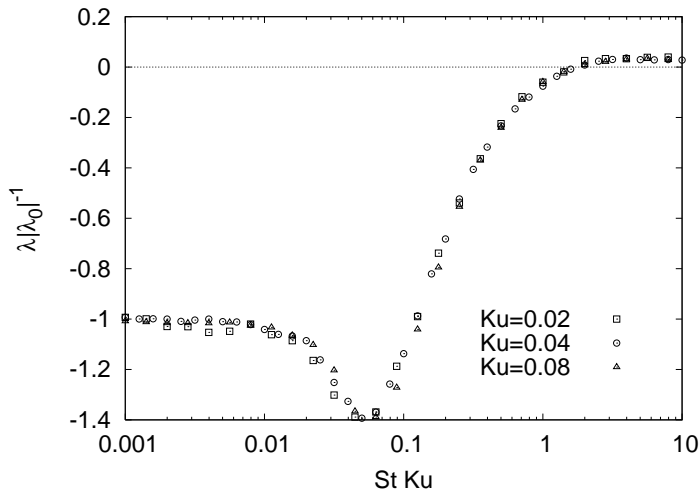


FIG. 6: Lyapunov exponent λ in the short-correlated limit.

remains constant. In this sense the short correlated limit for inertial particles correspond always to the large-inertia case. In the delta-correlated limit the relevant time-scale associated to fluid velocity gradients is given by the Lyapunov exponent of fluid tracers $\lambda_0 = -s^2/\nu = -D$. This is confirmed by the collapse of particle Lyapunov exponents in the short-correlated limit once their intensity and Stokes times are re-scaled with $|\lambda_0|$ (see Fig. 6). A noticeable minimum is observed for $|\lambda_0|\tau = KuSt \simeq 0.05$ and a transition to chaos, i.e. from negative to positive λ , occurs for $KuSt \gtrsim 1.6$. These features are in qualitative agreement with previous analytic and theoretical results obtained in the framework of δ -correlated flows[14, 18]. Notice that in those studies Gaussian statistics is assumed for velocity gradients, at variance with our model in which only the two values $\pm s$ are allowed. Therefore quantitative details such as the exact position of the minimum can be different.

We remark that in the short-correlated asymptotics, the fluid-tracers limit becomes singular. Indeed one has

$$\lim_{\nu \rightarrow \infty} s_0 = \lim_{\nu \rightarrow \infty} -\frac{s^2}{\nu(1 + \nu\tau)} = \begin{cases} -D & \tau = 0 \\ 0 & \tau > 0 \end{cases} \quad (33)$$

which signals that fluid tracers are still preferentially attracted by regions of ongoing compression, while inertial particles with arbitrary finite τ are not. Notice that in the limit $\nu \rightarrow \infty$ fluid velocity gradients becomes unbound because $s \rightarrow \infty$, and for fluid tracers we recover the quadratic behavior of Lyapunov moments $\gamma_n = D(n^2 - n)$.

Long-correlated flows

Time correlation of fluid gradient is bounded by the condition (12). When $Ku = Ku^*$ the transition rate ν_1

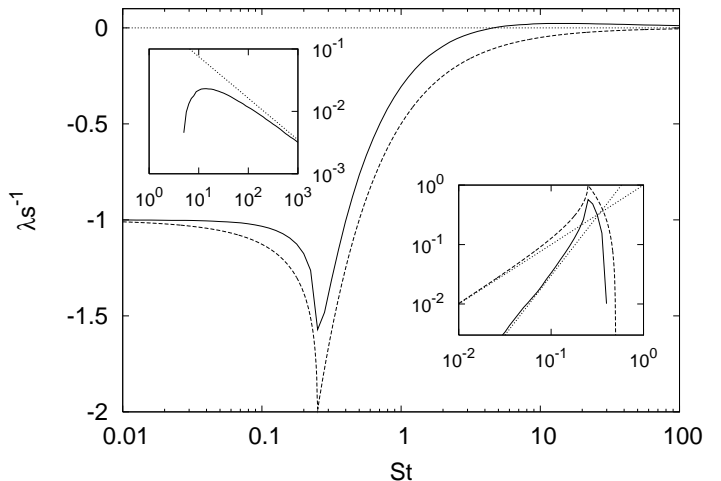


FIG. 7: Lyapunov exponent λ for $Ku = 1$ (solid line) and on the line $Ku = Ku^*$ (dashed line), corresponding to the longest correlation of velocity gradients achievable within the model. Upper inset: asymptotic behavior for large Stokes number $\lambda s^{-1} \sim St^{-2/3}$, ($Ku = 1$). Lower inset: asymptotic behavior for small Stokes number $|\lambda - \lambda_0|s^{-1} \sim St^\zeta$.

from $-s$ to s vanishes, while the transition rate ν_2 from s to $-s$ reaches its maximum $\nu^* = (\sqrt{1 + 4s\tau} - 1)/(2\tau)$. Particles initially seeded in expanding regions are gradually captured by contracting ones, where they remain trapped forever. Therefore the population of expanding regions decreases exponentially as

$$P(t) \sim \exp(-\nu^*t). \quad (34)$$

Moments of particle separations will hence evolve asymptotically according to

$$\langle |R|^n \rangle \sim e^{n\alpha t} P(t) + (1 - P(t))e^{nRe(\beta)t} f(Im(\beta)t) \quad (35)$$

where β is given by (5) and $f(t)$ is 2π - periodic function. Notice that $\nu^* = \alpha$ and therefore for $n = 1$ the decreasing fraction of particle in expanding regions is exactly balanced by the exponential growth of their separation. From (34,35) one gets the Lyapunov moments

$$\begin{aligned} \tilde{\gamma}_n &= \alpha(n-1) \quad \text{for } n \geq (\alpha - Re(\beta))^{-1} \\ \tilde{\gamma}_n &= Re(\beta)n \quad \text{for } n \leq (\alpha - Re(\beta))^{-1} \end{aligned} \quad (36)$$

In the limit of fluid tracers one gets

$$\begin{aligned} \tilde{\gamma}_n &= s(n-1) \quad \text{for } n \geq 1/2 \\ \tilde{\gamma}_n &= -sn \quad \text{for } n \leq 1/2 \end{aligned} \quad (37)$$

in agreement with Eq. (31).

Finally, the Lyapunov exponent along the critical line $Ku = Ku^*$ is $\lambda = (\partial \tilde{\gamma}_n / \partial t)|_{n=0} = Re(\beta)$ In Figure 7 we compare its behavior with that of the Lyapunov exponent along the line $Ku = 1$. For small Stokes number both of them recover the fluid-tracers limit $\lambda \rightarrow \lambda_0 = -s$ but

with different power law behavior. On the line $Ku = Ku^*$ we have $|\lambda - \lambda_0|s^{-1} \sim St$, while for $Ku = 1$ we have $|\lambda - \lambda_0|s^{-1} \sim St^2$ (see lower inset of Fig. 7). For large Stokes number Lyapunov vanishes as $\lambda s^{-1} \sim -St^{-1}$ on the line $Ku = Ku^*$ and as $\lambda s^{-1} \sim St^{-2/3}$ for $Ku = 1$ (see upper inset of Fig. 7). In between these two asymptotics a sharp minimum appears for $St = St^*$.

Notice that the asymptotic decay $St^{-2/3}$ here shown for long-correlated flows, have been already predicted and observed also for δ -correlated flows [17, 19]. The agreement between these results confirms that in the large-Stokes number asymptotics the role of time correlation becomes negligible and particles behave as if suspended in δ -correlated-in-time flows.

CONCLUSIONS

We discussed the Lagrangian dynamics of inertial particles in a simple time-correlated compressible flow, in which fluid velocity gradients in the reference frame of the particle are modelled by a one-dimensional telegraph noise. In spite of its simplicity, the model allows to take into account consistently the different Lagrangian weights of region of ongoing compression and expansion, and it reproduces the phenomenon of trapping of particles in compressing regions for long-correlated flows.

The peculiar nature of the telegraph noise allows to investigate analytically the effects of time-correlation of velocity gradients on the chaoticity of particle trajectories, and to study the dependence on Stokes and Kubo numbers of Lyapunov exponents. We discussed both the asymptotics of long and short-correlated flows, as well as the fluid-tracers limit.

For large Stokes number, a regime characterized by the formation of shocks, we found a chaotic region in parameter space (St, Ku) , where the leading Lyapunov exponent becomes positive. Inertia is therefore responsible for a transition from a strong clustering regime, originated by the compressible nature of the flow, to a chaotic regime. The latter is observed in a range of Ku numbers such that the time correlation of fluid gradients is long enough to provide substantial stretching, but not too long to get particles trapped in compressing regions.

ACKNOWLEDGMENTS

This work has been supported by the ONR Grant N00014-99-0042 and by the grant of the Israeli Science Foundation.

APPENDIX A

To prove the continuity of the pdf for $St = St^*$ we first notice that the limit $St \rightarrow St^*$ is equivalent to $\tilde{w} \rightarrow 0$.

The limit $\tilde{w} \rightarrow 0$ of the solution (17) in the small-Stokes number regime is $p(x) = C_1 f(x) I_{0,w}(x)$, where

$$f(x) = \frac{(w-x)^{m-1}}{(w+x)^{m+1}x^2} e^{-(\nu-\Delta\nu)/2x} \quad (38)$$

and $I_{0,w}(x)$ is the characteristic function of the interval $(0, w)$.

To study the limit of the solution (19) let us consider the limits of $p_1(x)$ and $p_2(x)$ when $\tilde{w} \rightarrow 0$. The latter is easily obtained as:

$$p_2(x) \sim e^{(\nu-\Delta\nu)\pi/4\tilde{w}} f(x) \quad (39)$$

Now let us rewrite $p_1(x)$ as

$$p_1 = \frac{|w-x|^{m-1}}{|w+x|^{m+1}(x^2+\tilde{w}^2)} e^{-n(\arctan(\tilde{w}/x))} \times \int_{-w}^x \frac{|w+y|^{m+1}(\nu-2y)dy}{|y-w|^{m-1}(w^2-y^2)} e^{n(\arctan(\tilde{w}/y))} \quad (40)$$

As $\tilde{w} \rightarrow 0$ then $p_1(x) = O(1)$ if $x < 0$ and

$$p_1(x) \sim 2e^{(\nu-\Delta\nu)\pi/4\tilde{w}} \tilde{w}^2 f(x) \quad (41)$$

for $x > 0$. To get the last asymptotic one takes into account that the main contribution in the integral in (40) is brought by the right small vicinity of $y = 0$, say $(0, s)$, and apply

$$\int_0^s \exp(-\arctan(y/\delta)/\delta) dy \sim \int_0^s \exp(-y/\delta^2) dy \sim \delta^2. \quad (42)$$

for all $s > 0$ and small δ .

The continuity of the solution of Eq. (16) in the limit $\tilde{w} \rightarrow 0$ is therefore guaranteed by the conditions

$$C = \frac{C_1}{2\tilde{w}^2 e^{(\nu-\Delta\nu)\pi/4\tilde{w}}}, \quad C_2 = 2C\tilde{w}^2 \quad (43)$$

This conditions are indeed equivalent to the normalizations conditions

$$\int p(x) dx = 1, \quad \int q(x) dx = 0 \quad (44)$$

where $q = -(C + (1/4\tau^2 + s_0/\tau - x^2)p)$.

To show this we notice that Eq. (16) can be written as

$$\left(\left(\frac{s^2}{\tau^2} - \left(\frac{1}{4\tau^2} - x^2 \right)^2 \right) p + Cx^2 \right)_x + \nu q = 0 \quad (45)$$

It follows that

$$\int_{-x}^x q(y) dy = -\frac{1}{\nu} \left(\frac{s^2}{\tau^2} - \left(\frac{1}{4\tau^2} - x^2 \right)^2 \right) (p(x) - p(-x)) \quad (46)$$

Thus, the second condition in (44) is equivalent to

$$\lim_{x \rightarrow \infty} x^4(p(x) - p(-x)) = 0 \quad (47)$$

According to Eq. (19) $p(x)$ is written as the sum of p_1 and p_2 , whose asymptotic behavior is

$$p_1(x) \sim \frac{1}{x^2} + \frac{P_1^+}{x^4}, \quad x \rightarrow \infty, \quad p_1(x) \sim \frac{1}{x^2} + \frac{P_1^-}{x^4}, \quad x \rightarrow -\infty \quad (48)$$

and

$$p_2(x) \sim \frac{P_2^+}{x^4}, \quad x \rightarrow \infty, \quad p_2(x) \sim \frac{P_2^-}{x^4}, \quad x \rightarrow -\infty \quad (49)$$

Notice that $P_2^- = 0$, $P_2^+ = e^{(\nu - \Delta\nu)\pi/4\tilde{w}}$. Thus (47) becomes

$$C_2 = \frac{C(P_1^+ - P_1^-)}{P_2^+} \quad (50)$$

In the limit $\tilde{w} \rightarrow 0$

$$P_1^- = o(P_1^+), \quad P_1^+ \sim 2\tilde{w}^2 P_2^+ \quad (51)$$

and we get

$$C_2 \sim 2\tilde{w}^2 C \quad (52)$$

which implies the continuity of the pdf. Normalization of $p(x)$ in the limit $\tilde{w} \rightarrow 0$ is equivalent to the first condition in (43).

[1] M. Maxey, J. Fluid mech. **174**, 441 (1987).

[2] E. Balkovsky, G Falkovich, A. Fouxon, Phys. Rev. Lett. **86**, 2790 (2001).

[3] J.C. Sommerer E. Ott, Science **259**, 335 (1993).

[4] J. Schumacher B. Eckhardt, Phys. Rev. E **66**, 017303 (2002).

[5] J. Bec, K. Gawedzki, P. Horvai, Phys. Rev. Lett. **92**, 224501 (2004).

[6] G. Boffetta, J. Davoudi, B. Eckhardt, J. Schumacher, Phys. Rev. Lett. **93**, 134501 (2004).

[7] J. Bec, Phys. Fluids **15**, L81 (2003).

[8] G. Falkovich A. Pumir, Phys. Fluids **16**, L47 (2004).

[9] K. Duncan, B. Mehlig, S. Östlund, M. Wilkinson, Phys. Rev. Lett. **95**, 240602 (2005).

[10] J. Bec, L. Biferale, G. Boffetta, M. Cencini, S. Musacchio, F. Toschi, Phys. of Fluids **18**, 091702 (2006).

[11] M. Chertkov, I. Kolokolov M. Vergassola, Phys. Rev. Lett. **80**, 512 (2001).

[12] G. Falkovich, K. Gawędzki, M. Vergassola, Rev. Mod. Phys. **73**, 913 (2001).

[13] J.M. Deutsh, J.Phys A **18**, 1449 (1985).

[14] M. Wilkinson B. Mehlig, Phys. Rev. E **68**, 040101(R) (2003).

[15] B. Mehlig and M. Wilkinson, Phys. Rev. Lett. **92** 250602 (2004).

[16] B. Mehlig, M. Wilkinson, K. Duncan, T. Weber, M. Ljunggren, Phys. Rev. E. **72**, 051104 (2007).

[17] J. Bec, M. Cencini, R. Hillerbrand, Physica D **222**, 11 (2007).

[18] S.A. Derevyanko, G. Falkovich, K. Turitsyn, S. Turitsyn, <http://arxiv.org/nlin.CD/0602006>.

[19] A. Fouxon P. Horvai, (private communication).

[20] G. Falkovich M. Martins-Afonso, (in preparation).

[21] M.R. Maxey J. Riley, Phys. Fluids **26**, 883 (1983).

[22] G. Falkovich, A. Fouxon, M. Stepanov, Nature **419**, 151 (2002).

[23] M. Wilkinson, B. Mehlig, V. Bezuglyy, Phys. Rev. Lett. **97**, 048501 (2006).

[24] V.E. Shapiro V.M. Loginov, Physica **91A**, 563 (1978).

[25] I.S. Gradshteyn I.M. Ryzhik, *Table of Integrals, Series, and Products* (5th Edition, Academic Press 1994), 1204 pp.