

Spatial dispersive shock waves generated in supersonic flow of Bose-Einstein condensate past slender body

G.A. El¹ and A.M. Kamchatnov²

¹Department of Mathematical Sciences, Loughborough University
Loughborough LE11 3TU, UK

²Institute of Spectroscopy, Russian Academy of Sciences,
Troitsk 142190, Moscow Region, Russia

November 6, 2018

Abstract

Supersonic flow of Bose-Einstein condensate past macroscopic obstacles is studied theoretically. It is shown that in the case of large obstacles the Cherenkov cone transforms into a stationary spatial shock wave which consists of a number of spatial dark solitons. Analytical theory is developed for the case of obstacles having a form of a slender body. This theory explains qualitatively the properties of such shocks observed in recent experiments on nonlinear dynamics of condensates of dilute alkali gases.

In usual compressible fluid dynamics, there are two typical situations when shock waves can be generated. The first one is connected with breaking of a nonlinear wave and the second with a supersonic flow past a body (see, e.g., [1, 2, 3]). In a viscous fluid, the shock wave can be represented as a narrow region within which strong dissipation processes take place and the thermodynamic and hydrodynamic parameters of the flow undergo sharp change. If viscosity is negligibly small compared with dispersion effects, the shock discontinuity is resolved into an expanding region filled with nonlinear oscillations. A remarkable feature of such a “dispersive shock” is generation of solitons at one of its boundaries so that the whole structure can often be asymptotically represented as a “soliton train”. The theory of dispersive shocks based on the Whitham nonlinear modulation theory was developed for media described by the Korteweg-de Vries (KdV) equation as for the wave breaking case [4], so for the flow past a slender body [5]. In the latter case the “soliton train” represents a “fan” of oblique spatial solitons spreading downstream from the pointed part of the body.

After experimental discovery of the Bose-Einstein condensate (BEC) [6, 7, 8], it was found that its dynamics is described very well by the Gross-Pitaevskii (GP) equation (see, e.g., [9])

$$i\hbar\frac{\partial\psi}{\partial t} = -\frac{\hbar^2}{2m}\Delta\psi + U(\mathbf{r})\psi + g|\psi|^2\psi, \quad (1)$$

where $\psi(\mathbf{r})$ is the order parameter (“condensate wave function”), $U(\mathbf{r})$ is the potential which confines atoms of Bose gas in a trap, and g is an effective coupling constant arising due to

inter-atomic collisions with the s -wave scattering length a_s ,

$$g = 4\pi\hbar^2 a_s/m, \quad (2)$$

m being the atomic mass. The GP equation (1) combines the dispersive and nonlinear effects, and the corresponding properties of BEC dynamics have been investigated in a number of papers (see for review, e.g., [9]). In particular, if $g > 0$, then existence of dispersive shocks can be expected, their theory was developed in [10, 11] and they were observed in a recent experiment [12]. Although in the experiment [12] the shock flow was strongly disturbed by vortices arising due to rotation of the condensate, we were informed [13] about unpublished results of experiments on shocks in non-rotating BEC, and these results agree qualitatively with the theory [10]. In experiments [12, 13], the shocks were generated by sharp push of cylindrical BEC from its axis by a laser beam propagating along the axis. After breaking of a cylindrical nonlinear wave the dispersive shock occurs which consists of a train of concentric cylindrical solitons.

Besides the experiments on generation of shocks after wave breaking of BEC's flow, in [13] the experiments were performed on BEC's flow past an obstacle after release of BEC from the confining potential. The problem of superflow past a body has been studied intensively in connection with a problem of critical velocity v_c above which superfluidity disappears (see, e.g., [14, 15]). It was found that superfluidity is lost due to generation of vortex rings behind an obstacle which gives the estimate of critical velocity

$$v_c \sim (\hbar/dm) \ln(d/\xi), \quad (3)$$

where $\xi = \hbar/\sqrt{2mn_0g}$ is the healing length (i.e., "vortex core size"), d is the size of obstacle in transverse direction, and n_0 is the density of atoms in the condensate far from the obstacle. For large obstacles with $d \gg \xi$ this estimate gives the critical velocity much less than the sound velocity

$$c_s = \hbar/\sqrt{2m\xi}. \quad (4)$$

This transition to dissipative behaviour in quantum fluids described by the GP equation (1) was confirmed by numerical study [16, 17, 18] where it was found that indeed vortices are generated at velocities above the critical one about $\sim 0.45c_s$ for $d = 10\xi$.

Since the radius of vortex rings (or distance between vortices in pairs in two dimensions) is about the obstacle size d , this mechanism of vortices emission becomes ineffective for $d \sim \xi$, and for such small bodies ("impurities") the critical velocity arises due to Cherenkov emission of sound waves and coincides, hence, with the sound velocity c_s [19]. Obviously, emission of waves in a supersonic flow past an obstacle remains effective also for large obstacles with $d \gg \xi$, but in this case emitted waves are not linear sound waves and, instead of a Cherenkov cone, we arrive at the above mentioned dispersive shock consisting of oblique spatial solitons. Actually, these shock waves have been observed in the experiment [13] where the wave pattern consists of a series of distinct oblique traces which cannot be attributed to a linear Cherenkov radiation implying appearance of a single cone but can be explained by generation of supersonic spatial solitons in the flow similar to those predicted by the KdV dynamics in [3], [5]. An easy estimate shows that, after long enough time of expansion, the velocity of the flow past a body is much greater than the local sound velocity in BEC near this body. Indeed, the flow velocity u in a free expansion has the order of magnitude of the

sound velocity at the center of BEC before its release and it is known that the sound speed in BEC is proportional to the square root of density. Since for the expansion time $t \gg \omega_{\perp}^{-1}$ (ω_{\perp} is the radial trap frequency before expansion) the density is proportional to t^{-2} (see, e.g., [20]), we find that the ratio of the expansion flow velocity to the local sound speed, i.e. the Mach number M , is about

$$M \sim \omega_{\perp} t \gg 1 \quad (5)$$

for $t \gg \omega_{\perp}^{-1}$. This corresponds approximately to conditions of the experiment [13] where formation of a “fan” of spatial solitons was observed. Motivated by the results of this experiment and above physical argumentation, we shall develop here the theory of hypersonic spatial dispersive shocks on the basis of the GP equation (1).

In accordance with the experiment [12, 13], we consider a two-dimensional flow of the condensate, so that the condensate wave function ψ depends on only two spatial coordinates $\mathbf{r} = (x, y)$. To simplify the theory, we assume that the characteristic size of the body is much less than its distance from the center of the trap, so that incoming flow can be considered as uniform with constant density n_0 of atoms and constant velocity \mathbf{u}_0 directed parallel to x axis. It is convenient to transform Eq. (1) to a “hydrodynamic” form by means of the substitution

$$\psi(\mathbf{r}, t) = \sqrt{n(\mathbf{r}, t)} \exp\left(\frac{i}{\hbar} \int^{\mathbf{r}} \mathbf{u}(\mathbf{r}', t) d\mathbf{r}'\right), \quad (6)$$

where $n(\mathbf{r}, t)$ is density of atoms in BEC and $\mathbf{u}(\mathbf{r}, t)$ denotes its velocity field, and to introduce dimensionless variables $\tilde{x} = x/\sqrt{2}\xi$, $\tilde{y} = y/\sqrt{2}\xi$, $\tilde{t} = (c_s/2\sqrt{2}\xi)t$, $\tilde{n} = n/n_0$, $\tilde{\mathbf{u}} = \mathbf{u}/c_s$, where numerical constants are introduced for future convenience. As a result of this transformation we obtain the system (we omit tildes for convenience of the notation)

$$\begin{aligned} \frac{1}{2}n_t + \nabla(n\mathbf{u}) &= 0, \\ \frac{1}{2}\mathbf{u}_t + (\mathbf{u}\nabla)\mathbf{u} + \nabla n + \nabla \left[\frac{(\nabla n)^2}{8n^2} - \frac{\Delta n}{4n} \right] &= 0 \end{aligned} \quad (7)$$

(where $\nabla = (\partial_x, \partial_y)$) which should be solved with the boundary conditions

$$n = 1, \quad \mathbf{u} = (M, 0) \quad \text{at} \quad x \rightarrow -\infty \quad (8)$$

for incoming flow and

$$\mathbf{u} \cdot \mathbf{N}|_S = 0 \quad (9)$$

at the body surface S , where \mathbf{N} denotes a unit vector of outer normal to the surface S . Under our assumption that the size of the body is much less than the distance from the center of the cylindrically symmetrical flow, the characteristics of the flow near the body change with the time very slowly, so that the arising wave pattern can be considered as quasi-stationary. Hence, we can confine ourselves to the steady solutions of our problem (7)–(9) and replace Eqs. (7) by their stationary versions for two-dimensional stationary velocity field $\mathbf{u} = (u(x, y), v(x, y))$:

$$\begin{aligned} (nu)_x + (nv)_y &= 0, \\ uu_x + vv_y + n_x + \left(\frac{n_x^2 + n_y^2}{8n^2} - \frac{n_{xx} + n_{yy}}{4n} \right)_x &= 0, \\ uv_x + vv_y + n_y + \left(\frac{n_x^2 + n_y^2}{8n^2} - \frac{n_{xx} + n_{yy}}{4n} \right)_y &= 0. \end{aligned} \quad (10)$$

If the body is symmetric with respect to x axis and the form of its boundary is given by the function $y = \pm F(x)$, $F(0) = 0$, $F(L) = 0$, L being the longitudinal size of the body in dimensionless units, then we can confine ourselves to consideration of only the upper half-plane $y > 0$, so that $\mathbf{N} \propto (F'(x), -1)$, and the boundary conditions (8), (9) are transformed to

$$n = 1, \quad u = M, \quad v = 0 \quad \text{at} \quad x \rightarrow -\infty, \quad (11)$$

$$v = uF'(x) \quad \text{at} \quad y = F(x). \quad (12)$$

The system (10)–(12) is still too complicated for analytical treatment. However, the flow is supposed to be supersonic (see (5)) which allows us to asymptotically transform Eqs. (10)–(12) to a much simpler problem of 1D “unsteady” flow along y axis with the scaled x coordinate playing the role of “time” [21]. To this end, we substitute into Eqs. (10) new variables

$$u = M + u_1 + O(1/M), \quad T = x/2M, \quad Y = y, \quad (13)$$

assuming $M^{-1} \ll 1$. Then to leading order we obtain

$$\begin{aligned} \frac{1}{2}n_T + (nv)_Y &= 0, \\ \frac{1}{2}v_T + vv_Y + n_Y + \left(\frac{n_Y^2}{8n^2} - \frac{n_{YY}}{4n} \right)_Y &= 0, \end{aligned} \quad (14)$$

$$\frac{1}{2}u_{1T} + vu_{1Y} = 0. \quad (15)$$

Equations (14) represent the hydrodynamic form of 1D defocusing nonlinear Schrödinger (NLS) equation

$$i\Psi_T + \Psi_{YY} - 2|\Psi|^2\Psi = 0 \quad (16)$$

for a complex field variable

$$\Psi = \sqrt{n} \exp \left(i \int^Y v(Y', t) dY' \right), \quad (17)$$

and we can apply well-known methods to their study. If n and v are found from the system (14), then the correction u_1 to the x component of velocity can be calculated with the use of Eq. (15). It is remarkable that in the case of a slender body, for which $M\alpha \lesssim 1$ where $\alpha = \max|F'(x)|$, the boundary condition (12) reduces (to leading order in M^{-1}) to

$$v = v_p = \frac{1}{2}df/dT \quad \text{at} \quad Y = f(T), \quad (18)$$

where $f(T) = F(2MT)$, and it does not contain the u -variable in this approximation.

Thus, we have reduced the problem of flow past a slender body to the classical “piston” problem for 1D flow along a tube with a piston moving according to the law (18). In ordinary gas dynamics, such a piston motion leads to the generation of two shock waves which form due to the breaking of the flow profile during two different phases of the piston motion: forward and reverse. In the original 2D problem this corresponds to the supersonic flow past the front and the rear parts of the body respectively and is accompanied by the occurrence

of two spatial shocks (oblique compression jumps) spreading from the body edges (see [1] for instance).

In contrast to the classical gas dynamics, the piston problem is now posed for dispersive equations (14). Before we proceed with the analysis of this problem we outline the qualitative structure of the dispersive flow past finite-length body using the results in [3], [5]. This will help us then to reformulate the piston problem for the NLS equation in terms of much better explored initial-value problem.

In dispersive hydrodynamics, both shocks (breaking singularities) spreading from the body edges resolve into nonlinear oscillatory zones, *the dispersive shocks*. At finite distances from the body surface these two dispersive shocks have similar structure (see [4]): each represents a modulated nonlinear wave having a form close to a chain of solitons at one edge of the oscillatory zone and degenerating into a linear wave at the opposite edge. However, at large distances from the body the two dispersive shocks demonstrate drastically different behaviour: in the physical systems with negative dispersion studied in [5] the dispersive shock spreading from the front edge of the body transforms into a soliton train while the dispersive shock forming at the rear end of the body completely degenerates into a small-amplitude linear radiation. In the case of the NLS equation describing nonlinear waves with *positive dispersion* the qualitative picture will be reversed, i.e. the “nontrivial” dispersive shock transforming into a (dark) soliton train will form due to the flow past the rear part of the body (reverse motion of the piston in the corresponding nonstationary problem). In the

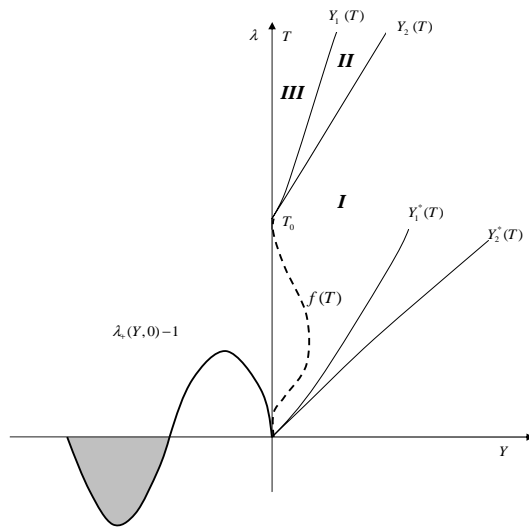


Figure 1: (Y, T) -plane of the piston problem ($Y > 0$) and the equivalent initial data $\lambda_+(Y, 0)$ ($Y < 0$) for the Riemann invariant. The shaded area marks a “soliton” part of the initial profile. Dashed line: the “piston” trajectory $Y = f(T)$. The lines $Y_{1,2}^*(T)$, $Y_{1,2}(T)$ are the edges of the front and rear dispersive shocks respectively.

present work we will be concerned with this wave only.

We now formulate the problem of the rear dispersive shock description in a mathematically consistent way. The relevant part of the (Y, T) -plane in the auxiliary piston problem is subdivided into three distinct regions (see Fig. 1). Generally, for $Y > f(T)$, the “gas” is

put into motion by the “piston” moving according to Eq. (18) and in the region I near the “piston” the gas motion can be described by the dispersionless limit

$$\frac{1}{2}n_T + (nv)_Y = 0, \quad \frac{1}{2}v_T + vv_T + n_Y = 0 \quad (19)$$

of Eqs. (14). But formal solution of the dispersionless equations cannot be extended to the whole (Y, T) -plane because the Y -derivatives blow up along some line in this plane. Hence, here we have to take into account the dispersion effects which lead to formation of the region II filled with nonlinear oscillations—a dispersive shock. Close to its boundary $Y = Y_1(T)$ the oscillations tend to a train of dark solitons of the NLS equation (16), and at the opposite boundary $Y = Y_2(T)$ the amplitude of oscillations tends to zero which corresponds to a linear “sound” wave propagating into the undisturbed region III with $Y > Y_2(T)$. For $T \gg L/M$ the whole structure can be asymptotically represented as a soliton train [5]. Thus, in the case of a macroscopic obstacle with characteristic size much greater than the healing length ξ the Cherenkov cone “unfolds” into a “fan” of solitons.

The outlined nonlinear dispersive flow is described most conveniently in terms of the Riemann invariants (see, e.g., [23, 22]). In the regions I and III of the smooth flow these are the Riemann invariants of the dispersionless system (19)

$$\lambda_{\pm} = \frac{1}{2}v \pm \sqrt{n}, \quad (20)$$

which satisfy the equations

$$\frac{\partial \lambda_{\pm}}{\partial T} + V_{\pm}(\lambda_+, \lambda_-) \frac{\partial \lambda_{\pm}}{\partial Y} = 0, \quad (21)$$

where the characteristic velocities are

$$V_+ = 3\lambda_+ + \lambda_-, \quad V_- = 3\lambda_- + \lambda_+. \quad (22)$$

In the dispersive shock region II , there are four Riemann invariants λ_i , $i = 1, 2, 3, 4$, which parameterize the modulated periodic solution of the full system (14), and obey the corresponding Whitham modulation equations [24]

$$\frac{\partial \lambda_i}{\partial T} + V_i(\lambda_1, \lambda_2, \lambda_3, \lambda_4) \frac{\partial \lambda_i}{\partial Y} = 0, \quad i = 1, 2, 3, 4. \quad (23)$$

For the case of the defocusing NLS equation the characteristic velocities $V_i(\lambda_1, \dots, \lambda_4)$ represent certain combinations of the complete elliptic integrals of the first and the second kind [25] (see also [23, 22]). We do not need the concrete expressions for them here.

The dispersionless Riemann invariants (20) are constant along the corresponding families of characteristics of the system (19) and they must satisfy the matching conditions with two of the Riemann invariants λ_i of the Whitham equations (23) along the lines $Y = Y_{1,2}(T)$, which represent (free) boundaries of the dispersive shock (see [26, 27] for a detailed description of the matching problem for the solutions of systems (21) and (23)).

In the undisturbed region III , where $v = 0$, $n = 1$, both Riemann invariants (20) are constant: $\lambda_{\pm} = \pm 1$. According to the well-known argumentation about the flow adjacent to a simple wave (see [1], Section 104), one of the Riemann invariants λ_i , $i = 1, 2, 3, 4$, which

matches with, say, λ_- (for sake of definiteness we assume that it is λ_4) must also be constant in the whole region II : $\lambda_4 = \lambda_- = -1$ in II . On the other hand, the gas motion in the region I produced by the “piston” is described by a simple wave solution of Eqs. (19) (see [1], Section 101) again with one Riemann invariant constant everywhere in I . It must match with λ_4 along the characteristic line $Y = Y_1(T)$ so that $\lambda_- = \lambda_4 = -1$ in the whole (Y, T) -plane including the trajectory of the “piston”. Hence, we have at the “piston” $v_p/2 - \sqrt{n_p} = -1$ which yields the gas density, $n_p = (v_p + 2)^2/4$, and, consequently, the values of both Riemann invariants:

$$\lambda_-^p = -1, \quad \lambda_+^p = \frac{1}{2}df/dT + 1 \quad \text{at} \quad Y = f(T). \quad (24)$$

To use the method of Ref. [22], we have to transform these boundary conditions at the “piston” to the equivalent initial conditions at $T = 0, Y < 0$ (see Fig. 1). This problem for the system (19) can be easily solved using characteristics. Indeed, we have $\lambda_- = -1$, hence λ_+ obeys the simple wave equation following from (21) (see, e.g., [22])

$$\frac{\partial \lambda_+}{\partial T} + (3\lambda_+ - 1)\frac{\partial \lambda_+}{\partial Y} = 0 \quad (25)$$

whose general solution is

$$Y = (3\lambda_+ - 1)T + \bar{Y}(\lambda_+). \quad (26)$$

The function $\bar{Y}(\lambda_+)$ must be chosen so that the condition (24) is satisfied. This gives at once

$$\bar{Y}(\lambda_+) = f(\tau) - (3\lambda_+ - 1)\tau, \quad (27)$$

where τ is determined implicitly by the equation $\lambda_+ = \frac{1}{2}f'(\tau) + 1$. Thus, we arrive at a parametric form of the equivalent initial distribution of the Riemann invariant λ_+ :

$$\lambda_+ = \frac{1}{2}f'(\tau) + 1, \quad Y = f(\tau) - (\frac{3}{2}f'(\tau) + 2)\tau. \quad (28)$$

In principle, knowing the initial data for the Riemann invariants λ_{\pm} , one can construct the full solution of the Whitham system (23) using the extended Gurevich-Pitaevskii problem formulation (see [26],[27]) and thus, to asymptotically describe the dispersive shock for all Y, T . However, if one is interested in the asymptotic structure of the flow in the region far enough from the body where the rear dispersive shock develops into a “fan” of spatial solitons well separated from each other, one can take advantage of a more simple asymptotic method of Ref. [22].

According to the asymptotic method developed in Ref. [22] each soliton in the soliton train evolving from the initial pulse is parameterized by the eigenvalue λ_k of the generalized Bohr-Sommerfeld quantization rule

$$\oint \sqrt{(\lambda_k - \lambda_+)(\lambda_k - \lambda_-)} dY = 2\pi(k + \frac{1}{2}), \quad k = 0, 1, \dots, K, \quad (29)$$

where in our case $\lambda_+(Y)$ is given by Eq. (28), $\lambda_- = -1$, and the integration is taken over the cycle around two turning points where the integrand functions vanishes. Returning to the spatial coordinates (13), we find the profile of the λ_k -soliton in the train as (see [22])

$$n_k(x, y) = 1 - \frac{1 - \lambda_k^2}{\cosh^2[\sqrt{1 - \lambda_k^2}(y - (\lambda_k/M)x)]}, \quad (30)$$

that is the “fan” of spatial dark solitons in the shock is made of soliton “feathers” lying asymptotically along the lines

$$y = (\lambda_k/M)x, \quad k = 0, 1, \dots, K, \quad (31)$$

in the upper half-plane and symmetric “fan” of solitons is generated in the lower half-plane.

Let us illustrate this theory by an example of a body with a parabolic profile

$$y = F(x) = \alpha x(L - x)/(2M)^2, \quad 0 \leq x \leq L, \quad (32)$$

or

$$Y = \alpha T(T_0 - T), \quad 0 \leq T \leq T_0, \quad (33)$$

where $T_0 = L/2M$, so that the initial condition (28) takes the form

$$\lambda_+ = \frac{1}{2}\alpha(T_0 - 2\tau) + 1, \quad Y = \tau(2\alpha\tau - \alpha T_0/2 - 2), \quad (34)$$

for $0 \leq \tau \leq T_0$, that is in the interval $-T_0(2 - 3\alpha T_0/2) \leq Y \leq 0$, and $\lambda_+ = 1$ outside this interval; see Fig. 2. Its part with $\lambda_+ > 1$ evolves into non-solitonic wave which does not give

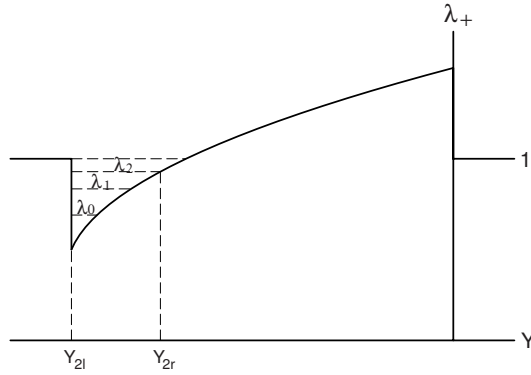


Figure 2: The plot of λ_+ as a function of Y for the parabolic body profile (32). Dashed lines labeled by $\lambda_0, \lambda_1, \lambda_2$ etc denote the levels corresponding to these eigenvalues, Y_{2l} and Y_{2r} illustrate positions of the left and right turning points corresponding to the eigenvalue λ_2 in this instance.

any contribution into the shock. However, its “well” part $\lambda_+ < 1$ leads to the bound states in the spectral problem (29) and, hence, to the train of spatial solitons (30) generated in the shock. Integral in (29) is calculated in a closed form which gives the equation

$$\frac{4\sqrt{2}}{15\pi\alpha} \left(1 + 4\lambda_k - \frac{27}{4}\alpha T_0\right) \left(\frac{1}{2}\alpha T_0 - 1 + \lambda_k\right)^{3/2} = k + \frac{1}{2}, \quad k = 0, 1, \dots, K, \quad (35)$$

and its roots λ_k must lie in the interval $1 - \alpha T_0/2 < \lambda_k < 1$. The greatest root λ_K has a value close to unity so that the number of solitons in the shock is given approximately by (35) with $\lambda_k = 1, k = K$. To transform this estimate to dimensional variables, we take

$l = \sqrt{2\xi}L = 2\sqrt{2\xi}MT_0$ as a longitudinal size of the obstacle, $d = 2\sqrt{2\xi}f(T_0/2) = \sqrt{2\xi}\alpha T_0^2$ as its transverse size and obtain

$$K \cong \frac{1}{3\pi} \left(1 - \frac{27Md}{10l} \right) \sqrt{\frac{ld}{M\xi^2}}. \quad (36)$$

Although this formula is derived for a slender body, we can use it as a rough estimate of a number of solitons in the shock generated in the supersonic flow past an obstacle:

$$K \cong \text{const} \cdot (ld/M\xi^2)^{1/2}, \quad (37)$$

where K must be much greater than unity. The most shallow dark soliton lies near the Cherenkov cone with angle $\theta \cong 1/M = c_s/u_0$ with respect to the direction of the flow. The resulting pattern is shown in Fig. 3.

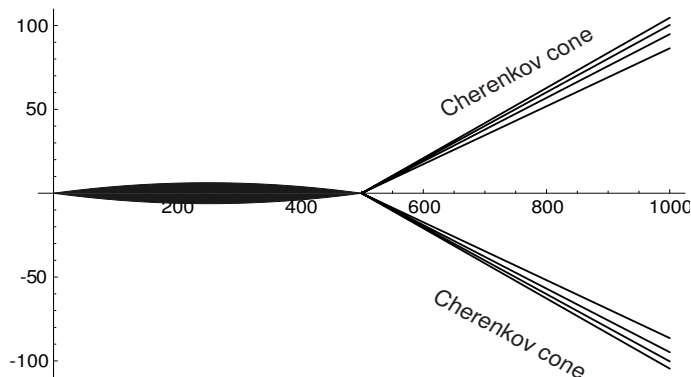


Figure 3: The pattern of dispersive shocks generated by a BEC supersonic flow with $M = 5$ past a slender body (black cigar-shaped figure). The oblique lines represent the traces of dark solitons in the (x, y) -plane. All dimensions are measured in units of $\sqrt{2\xi}$.

In conclusion, we have developed the theory of spatial dispersive shock waves generated by a flow of Bose-Einstein condensate past a slender body. The theory predicts formation of a series of oblique spatial solitons in the flow and explains qualitatively the shock patterns observed in the experiment [13].

We are grateful to E.A. Cornell and P. Engels for information about the results of the experiments of JILA group prior to publication. AMK thanks RFBR (grant 05-02-17351) for financial support.

References

- [1] L.D. Landau and E.M. Lifshitz, Fluid Mechanics, Pergamon Press, Oxford, 1987.
- [2] G.B. Whitham, Linear and Nonlinear Waves, Wiley-Interscience, New York, 1974.
- [3] V.I. Karpman, Nonlinear Waves in Dispersive Media, Nauka, Moscow, 1973.

- [4] A.V. Gurevich and L.P. Pitaevskii, *Sov. Phys. JETP*, 38 (1974) 291.
- [5] A.V. Gurevich, A.L. Krylov, V.V. Khodorovskii and G.A. El, *JETP*, 81 (1995) 87; 82 (1996) 709.
- [6] M.N. Anderson, J.R. Ensher, M.R. Mathews, C.E. Wieman and E.A. Cornell, *Science*, 269 (1995) 198.
- [7] K.B. Davis, M.-O. Mewes, M.R. Andrews, N.J. van Druten, D.S. Durfee, D.M. Kurn, and W. Ketterle, *Phys. Rev. Lett.* 75 (1995) 3969.
- [8] C.C. Bradley, A. Sackett, and R.G. Hulet, *Phys. Rev. Lett.* 75 (1995) 1687; 78 (1997) 985.
- [9] L.P. Pitaevskii and S. Stringari, *Bose-Einstein Condensation*, Cambridge University Press, Cambridge, 2003.
- [10] A.M. Kamchatnov, A. Gammal, and R.A. Kraenkel, *Phys. Rev. A* 69 (2004) 063605.
- [11] B. Damski, *Phys. Rev. A* 69 (2004) 043610.
- [12] T.P. Simula, P. Engels, I. Coddington, V. Schweikhard, E.A. Cornell, and R.J. Ballagh, *Phys. Rev. Lett.* 94 (2005) 080404.
- [13] E.A. Cornell and P. Engels (private communication).
- [14] R.P. Feynman, *Statistical Mechanics*, Benjamin, Reading, 1972.
- [15] P. Nozières and D. Pines, *The Theory of Quantum Liquids II*, Addison–Wesley, Redwood City, 1990.
- [16] T. Frisch, Y. Pomeau, and S. Rica, *Phys. Rev. Lett.* 69 (1992) 1644.
- [17] T. Winiecki, J.F. McCann, and C.S. Adams, *Phys. Rev. Lett.* 82 (1999) 5186.
- [18] J.S. Stießborger and W. Zwerger, *Phys. Rev. A* 62 (2000) 061601(R).
- [19] G.E. Astrakharchik and L.P. Pitaevskii, *Phys. Rev. A* 70 (2004) 013608.
- [20] A.M. Kamchatnov, *Zh. Eksp. Teor. Fiz.* 125 (2004) 1041 [*JETP* 98 (2004) 908].
- [21] G.A. El, V.V. Khodorovskii, and A.V. Tyurina, *Phys. Lett. A* 333 (2004) 334.
- [22] A.M. Kamchatnov, R.A. Kraenkel, and B.A. Umarov, *Phys. Rev. E* 66 (2002) 036609.
- [23] A.M. Kamchatnov, *Nonlinear Periodic Waves and Their Modulations*, World Scientific, Singapore, 2000.
- [24] G.B. Whitham, *Proc. Roy. Soc.* 283A (1965) 238.
- [25] M.V. Pavlov, *Theor. Math. Phys.* 71 (1987) 351.
- [26] A.V. Gurevich, A.L. Krylov, *Sov. Phys. JETP* 65 (1987) 944.
- [27] G.A. El, A.L. Krylov, *Phys. Lett. A* 203 (1995) 77.