

Chaotic behaviour of the solutions to a perturbed Korteweg-de Vries equation

K.B. Blyuss

Department of Mathematics and Statistics

University of Surrey, GU2 5XH, Guildford, UK

E-mail: k.blyuss@surrey.ac.uk

Abstract

Stationary wave solutions of the perturbed Korteweg-de Vries equation are considered in the presence of external hamiltonian perturbations. Conditions of their chaotic behaviour are studied with the help of Melnikov theory. For the homoclinic chaos Poincaré sections are constructed to demonstrate the complicated behaviour, and Lyapunov exponents are also numerically calculated.

Keywords: Korteweg-de Vries equation, hamiltonian perturbations, Melnikov theory, Poincaré sections.

1 Introduction

Recently there has been a significant attention to the chaotic behaviour of the solutions to partial differential equations. For example, chaos was found in a perturbed sine-Gordon equation [1], nonlinear Schrödinger equation [2], and later for Korteweg-de Vries-Burgers equation [3] and its generalization on high-order nonlinearities and the case of Kadomtsev-Petviashvili equation [4]. It was shown how chaos can appear in such systems which were completely integrable without perturbation via the appearance of subharmonics and homoclinic tangles. For the KdV equation incorporating dissipation and instability [5] it was shown that for the strongly dissipative case the overall evolution of solutions is chaotic with irregular soliton interactions.

In our previous paper [6] we've considered the influence of time-periodic hamiltonian external perturbations on a KdV system and showed, how the stochastic layer can appear on a phase plane near the unperturbed separatrix. The width of this layer was calculated with the help of Chirikov criterion for the overlap of resonances. In this work we continue this study on an example of one-harmonic perturbation. The fact that this perturbation is taken explicitly provides the possibility to obtain an exact expression for the Melnikov function in order to determine the transition to a chaotic behaviour. To study the system in a near-separatrix

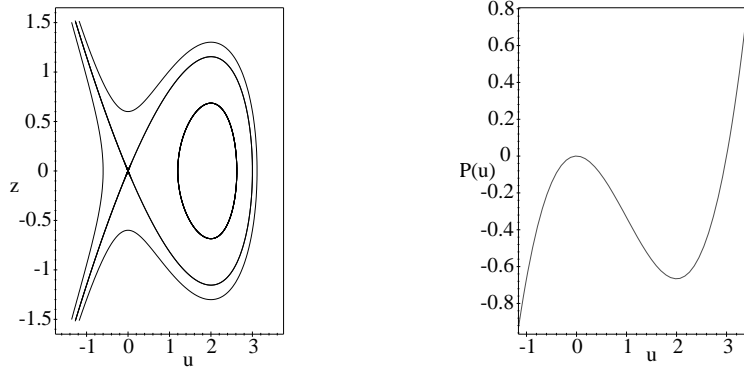


Figure 1: (Left) Phase plane of the system (2.1). (Right) Plot of the potential energy (2.2). Here $v = 1$ and $\beta = 1$.

region, we transform the governing ODE into a map for which the width of stochastic layer can be easily obtained. Finally we plot Poincaré sections of chaotic behaviour and calculate the corresponding Lyapunov exponents.

We start with the perturbed Korteweg-de Vries equation taken in the form:

$$u_t + cu_x + uu_x + \beta u_{xxx} = f(u, x - Vt)_x. \quad (1.1)$$

Here $f(u, x - Vt)$ is assumed to be periodic on its last argument and will be taken simply as $f = f_0 \cos \omega(x - Vt)$. Transforming coordinates in a moving frame ($x' \rightarrow x - Vt$, $t' \rightarrow t$) and considering steady waves $u_t = 0$, one obtains (the primes are omitted):

$$\beta u_{xxx} = vu - \frac{u^2}{2} + f_0 \cos \omega x + C, \quad (1.2)$$

where $V = c + v$ (supercritical case) or $V = c - v$ (subcritical case), $v > 0$, C is the integration constant which can be chosen equal to zero from the condition that the solution is bounded at infinity. Without loss of generality we consider here only the supercritical case. Therefore we have:

$$\beta u_{xxx} = vu - \frac{u^2}{2} + f_0 \cos \omega x \quad (1.3)$$

or with $z \equiv u_x$

$$\begin{cases} u_x = z \\ z_x = \frac{1}{\beta} \left(vu - \frac{u^2}{2} + f_0 \cos \omega x \right). \end{cases} \quad (1.4)$$

The outline of the rest of the paper is as follows. In the next Section the unperturbed case of the Korteweg-de Vries equation is considered and the explicit expressions for the solutions are obtained. Later in Section 3 conditions of chaos are derived on the basis of studying subharmonic

and homoclinic Melnikov functions. Then, in Section 4, we transform our ODE (1.3) into a mapping, for which phase plots are presented together with the calculation of the width of the stochastic layer. Section 5 contains Poincaré plots numerically found in the vicinity of a saddle along with the Lyapunov exponents which prove to be positive thereby supporting our conclusion about chaotic behaviour in the system. Finally, Section 6 contains a summary and conclusions.

2 Unperturbed case

For the unperturbed system ($f_0 = 0$) we simply have

$$\beta u_{xx} = vu - \frac{u^2}{2}. \quad (2.1)$$

This is an equation of motion for a nonlinear oscillator in a potential field

$$P(u) = \frac{u^3}{6} - \frac{vu^2}{2} \quad (2.2)$$

with the Hamiltonian

$$H_0(u, z, x) = \frac{\beta z^2}{2} + \frac{u^3}{6} - \frac{vu^2}{2}, \quad (2.3)$$

If we now look for the solutions of (2.1) in the form of elliptic Jacobi functions of modulus m :

$$u^m(x) = a + b \operatorname{cn}^2(kx | m), \quad 0 \leq m \leq 1, \quad (2.4)$$

where a , b and k are depending on m constants, then the following expressions can be easily obtained:

$$\begin{cases} u^m(x) = v + \frac{v(1-2m)}{\sqrt{m^2-m+1}} + \frac{3vm}{\sqrt{m^2-m+1}} \operatorname{cn}^2(kx | m), \\ z^m(x) = -\frac{6vmk}{\sqrt{m^2-m+1}} \operatorname{cn}(kx | m) \operatorname{sn}(kx | m) \operatorname{dn}(kx | m), \\ T^m = \frac{2K(m)}{k}, \\ k \equiv \frac{1}{2} \sqrt{\frac{v}{\beta}} (m^2 - m + 1)^{-\frac{1}{4}}, \end{cases} \quad (2.5)$$

Here T^m is the period of oscillations and $K(m)$ is the complete elliptic integral of the first kind.

In the limit $m \rightarrow 1$ (2.5) yields the separatrix

$$\begin{cases} u_0(x) = 3v \operatorname{sech}^2\left(\frac{1}{2} \sqrt{\frac{v}{\beta}} x\right), \\ z_0(x) = -3v \sqrt{\frac{v}{\beta}} \sinh\left(\frac{1}{2} \sqrt{\frac{v}{\beta}} x\right) \operatorname{sech}^3\left(\frac{1}{2} \sqrt{\frac{v}{\beta}} x\right). \end{cases} \quad (2.6)$$

Phase plot of the system (2.1) as well as the potential energy (2.2) is presented in Figure 1.

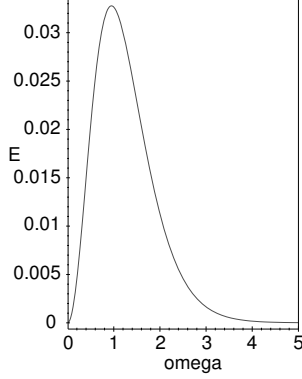


Figure 2: The width of stochastic layer as the function of perturbation frequency (4.5). Here $\beta = 1$, $v = 1$, $f_0 = 0.01$.

3 Melnikov chaos

The source of chaotic motion in our system is the homoclinic orbit on a phase plane. In the unperturbed case this orbit is formed by coinciding stable and unstable manifolds of the saddle. When there is a perturbation, the homoclinic orbit can be broken to yield the transverse intersection of stable and unstable manifolds, which gives rise to chaotic behaviour near the separatrix. As far as one of the precursors of chaos is the appearance of subharmonics, we'll start with the subharmonic Melnikov function defined for the periodic orbits as

$$M^{r/s}(\theta) = \int_0^{rT} f(q^m(x)) \wedge g(q^m(x + \theta)) dx, \quad (3.1)$$

where $f(q^m)$ is the unperturbed vector field corresponding to the solution $q^m(x) = (u^m, z^m)^T$ with the period $T^m = rT/s$ for r, s relatively prime integers, g is the small vector of perturbation, and the wedge product is defined by $a \wedge b = a_1b_2 - a_2b_1$.

In considering our problem we substitute the term $z^m(x)$ for f , and the term of perturbation $f_0 \cos \omega x$ for g into the subharmonic Melnikov function, therefore obtaining:

$$M^{r/s}(\theta) = \frac{f_0}{\beta} \int_0^{rT} z^m(x) \cos \omega(x + \theta) dx. \quad (3.2)$$

Calculations with the help of Fourier representation of elliptic functions [7] finally give:

$$M^{r/s}(\theta) = \frac{3\pi rvmf_0}{\beta\sqrt{m^2 - m + 1}} b_n(m) \sin \omega\theta, \quad (3.3)$$

where

$$b_n(m) = \frac{\pi^2(n + 1/2)}{mK^2(m) \sinh \left[\pi(n + 1/2) \frac{K'(m)}{K(m)} \right]}, \quad K'(m) = K(1 - m). \quad (3.4)$$

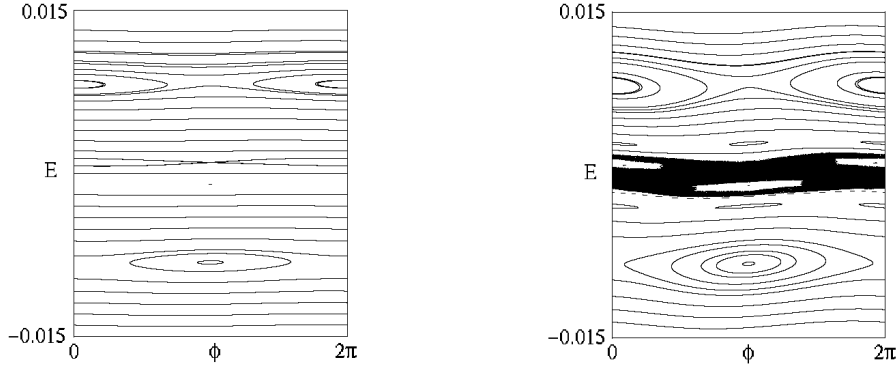


Figure 3: Separatrix mapping (4.4) with $v = 1$, $\beta = 1$, $\omega = 3$. (Left) $f_0 = 1.83 \cdot 10^{-3}$. (Right) $f_0 = 9.1 \cdot 10^{-3}$.

As it is clearly seen from (3.3) $M^{r/s}(\theta)$ has simple zeros, what proves the presence of subharmonic bifurcations [8].

To move further the homoclinic Melnikov function $M(\theta)$ can be introduced as a limit of $M^{r/s}(\theta)$ when $s = 1$, $r \rightarrow \infty$, and $m \rightarrow 1$:

$$M(\theta) = \frac{f_0}{\beta} \int_{-\infty}^{\infty} z_0(x) \cos[\omega(x + \theta)] dx = \frac{12\pi\omega^2 f_0}{\sinh \pi\omega \sqrt{\frac{\beta}{v}}} \sin \omega\theta. \quad (3.5)$$

Surely this function also has simple zeros on θ and therefore proves the existence of transverse homoclinic orbits. The presence of these orbits means, via Smale-Birkhoff theorem, the appearance of a Smale horseshoe in the vicinity of an unperturbed saddle and thereby homoclinic chaos in this region of a phase space [8]. We note here that unlike the situation with dissipation (like in [3] or [4]), when Melnikov theory resulted in some relation between the perturbation amplitude, frequency and the dissipation coefficient, in our case there are no such restrictions. It should be also noted that although the presence of a stochastic layer near the separatrix can be stated for rather generic hamiltonian perturbation making system near-integrable [9], the transverse intersection of stable and unstable manifolds is still a question which should be solved by Melnikov theory in every particular case.

4 Near-separatrix motion

To study the chaotic motion near the separatrix we shall use the whisker mapping (separatrix mapping) [10]. To derive it we note first that the change in the unperturbed energy is given by:

$$\frac{dH_0}{dt} = -\frac{\partial H_0}{\partial p} \frac{\partial V}{\partial x} = \beta f_0 z(x) \cos \omega x, \quad (4.1)$$

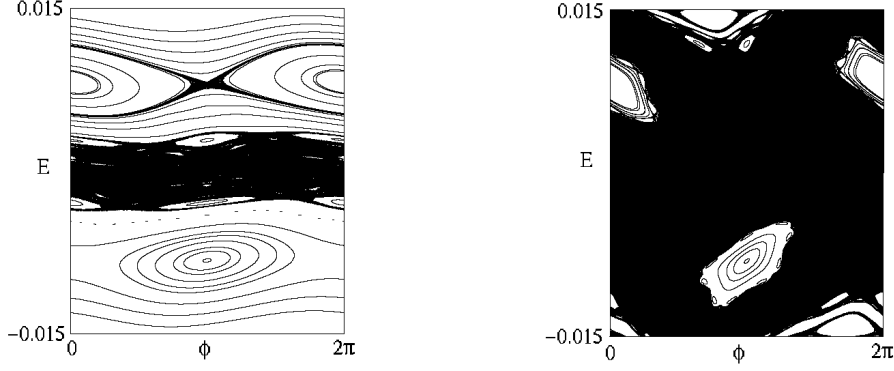


Figure 4: Separatrix mapping (4.4) with $v = 1$, $\beta = 1$, $\omega = 3$. (Left) $f_0 = 1.83 \cdot 10^{-2}$. (Right) $f_0 = 9.1 \cdot 10^{-2}$.

where $p = \beta z$ is the momentum. Since the perturbation is a periodic function of time, we may introduce the phase of perturbation:

$$\phi = \omega x + \text{const}, \quad (4.2)$$

which is an equivalent of time. In order to obtain the desired separatrix mapping one has to consider the discretized time scale x_n , and the mapping will involve ϕ_n and E_n as variables. The change of phase after one period of oscillations is equal to $\omega T^m(E_{n+1})$, while energy change $\Delta E_{n+1} = E_n + \Delta E_n$. Now we can estimate the change in the unperturbed energy ΔE_n per period of motion in proximity separatrix at time x_n :

$$\Delta E_n = \beta f_0 \int_{x_n - T/2}^{x_n + T/2} z(x) \cos [\omega(x + x_n)] dx \approx \beta f_0 \int_{-\infty}^{\infty} z_0(x) \cos [\omega(x + x_n)] dx. \quad (4.3)$$

Here we have approximated ΔE_n by evaluating the integral (4.3) on the unperturbed separatrix in accordance with the standard procedure [9]. As it is clearly seen from the comparison of (3.5) and (4.3), $\Delta E_n = \beta^2 M(x_n)$. Expansions of T^m and $E(m)$ in the vicinity of $m = 1$ give finally the following correlation between them: $T(E) \approx 2\sqrt{v/\beta} \ln [24/\sqrt{2|E|}]$. Using this approximate period we can write the separatrix mapping in the following form:

$$\begin{cases} E_{n+1} = E_n + \frac{12\pi f_0 \omega^2 \beta^2}{\sinh \pi \omega \sqrt{\frac{v}{\beta}}} \sin \phi_n, \\ \phi_{n+1} = \phi_n + 2\sqrt{\frac{v}{\beta}} \omega \ln \frac{24}{\sqrt{2|E_{n+1}|}} \pmod{2\pi}. \end{cases} \quad (4.4)$$

If to measure the stretching of a small phase interval with the parameter $K = |\delta\phi_{n+1}/\delta\phi_n - 1|$ [9], one can detect the border of chaotic motion as an appearance of a local instability in phase: $K \geq 1$. For the mapping (4.4) this condition gives the following approximation for the width of

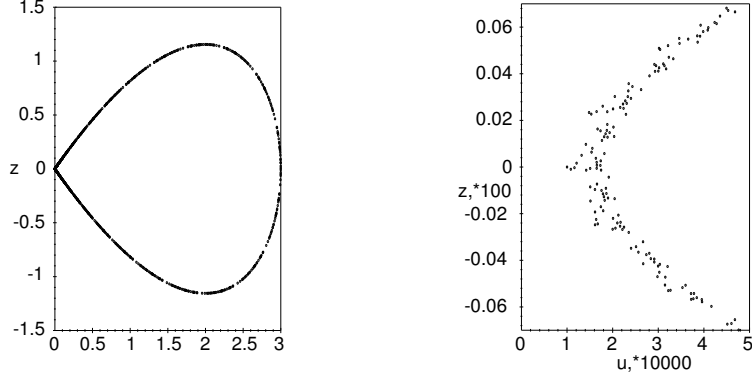


Figure 5: (Left) Poincaré section of the system (1.3). (Right) The same near the saddle (0,0). Here $f_0 = 0.1$, $\omega = 15$, $v = 1$, $\beta = 1$, and initial conditions are taken in the point (0.0001,0).

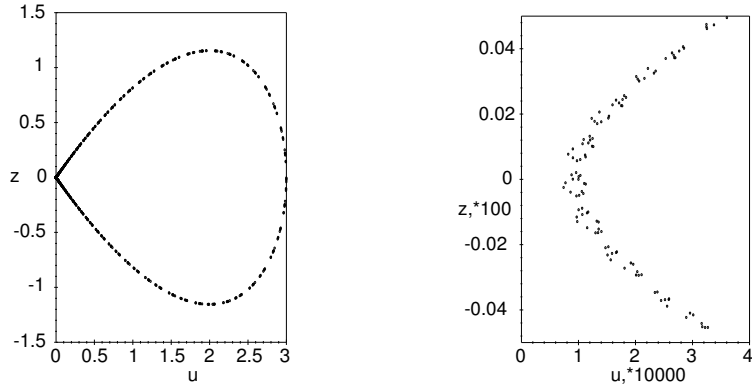


Figure 6: The same as in Figure 5 with $\omega = 20$

the stochastic layer E_{st} :

$$|E| \leq E_{st} = \sqrt{\frac{v}{\beta}} \frac{12\pi f_0 \omega^3 \beta^2}{\sinh \pi \omega \sqrt{\frac{v}{\beta}}}. \quad (4.5)$$

Typical form of this dependence is presented in the Fig. 2. In Fig. 3, 4 we have plotted the phase plane of the mapping (E, ϕ) for different values of the perturbation amplitude f_0 . Fig. 3(Right) shows how the stochastic layer arises around the unperturbed separatrix. Then the width of this layer increases together with f_0 , leading finally to a chaotic sea, as demonstrated in Fig. 4(Right).

5 Numerical simulations

In this section we present the Poincaré sections of (1.3) in the vicinity of the saddle (0, 0), which show homoclinic crossings in this region. The methods used were Runge-Kutta-Fehlberg and Adams-Bashford-Moulton ("predictor-corrector") method.

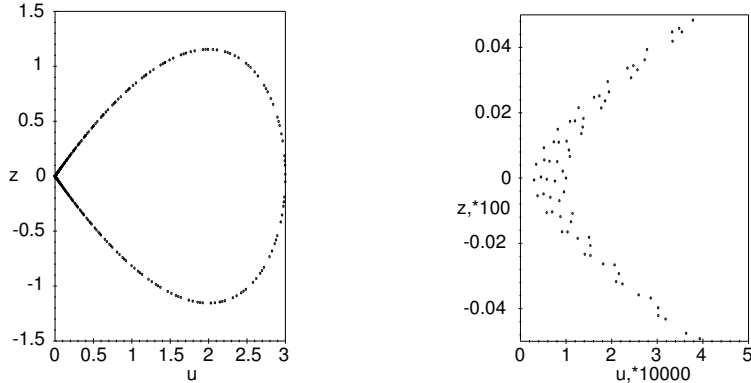


Figure 7: The same as in Figure 5 with $\omega = 25$

Local chaotic behaviour is detected by the numerical calculation of the dominant Lyapunov exponent. It was computed using the method due to [11]. The system of equations, which defines the value of this exponent, was integrated with the Runge-Kutta fourth-order algorithm, while the equation (1.3) for a fiducial trajectory was run with fourth-order symplectic scheme [12]. In Figures 5-8 the Poincaré sections are presented for the system (1.3) with the forcing amplitude $f_0 = 0.1$ and different values of the frequency: $\omega = 15, 20, 25$ and 30 . The value of the largest Lyapunov exponent in these cases is $\lambda = 0.107, \lambda = 0.149, \lambda = 0.169$ and $\lambda = 0.188$ respectively, and so we can state that we really have chaotic motion in a close vicinity of a separatrix, as it was predicted. Numerical calculation of the Lyapunov exponent in the region of regular dynamics with initial conditions at $(1.5, 0)$ yields 0.0001 , and therefore our results can be taken as significant.

6 Conclusions

In this work we have considered the stationary wave reduction of the Korteweg-de Vries equation under small hamiltonian perturbations. On the basis of Melnikov theory it was shown how chaos can occur in this situation via the appearance of subharmonics and a further homoclinic tangle. Theoretical predictions about chaotic behaviour are supported numerically by plotting Poincaré sections and calculation of the corresponding Lyapunov exponents. In a near-separatrix region the governing ODE was transformed into a mapping what allowed one to find the width of the stochastic layer.

Our future work will focus on the development of kinetic description of chaotic behaviour for the obtained mapping [9], and with the derivation of new methods for the symplectic integration

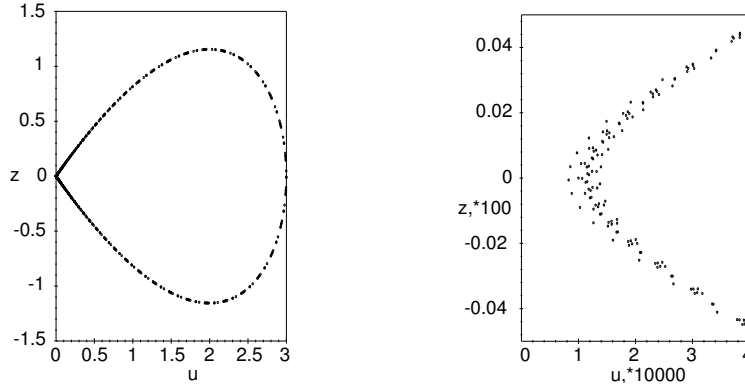


Figure 8: The same as in Figure 5 with $\omega = 30$

of the KdV equation under hamiltonian perturbations following the framework of [13], where the same was done for sin-Gordon system.

Acknowledgments

Author would like to thank Prof. M. Bestehorn for stimulating discussions, Kai Neuffer for help with numerics, and Dr. S. Reich for the information about symplectic integration methods.

References

- [1] D.J. Zheng, W.J. Yeh, O.G. Symko: *Phys. Lett. A* **140**, 225-228 (1989)
- [2] H.T. Moon: *Phys. Rev. Lett.* **64**, 412-414 (1990)
- [3] R. Grimshaw, X. Tian: *Proc. Roy. Soc. London A* **445**, 1-21 (1994)
- [4] Q. Cao, K. Djideli, W.G. Price, E.H. Twizell: *Physica D* **125**, 201-221 (1999)
- [5] T. Kawahara, S. Toh: *On Some Properties of Solutions To a Nonlinear Evolution Equation Including Long-Wavelength Instability*, in *Nonlinear Wave Motion* **43**, ed. A. Jeffrey, Longman, New York, 1989
- [6] K.B. Blyuss: *Rep. Math. Phys.* **46**, 47-54 (2000)
- [7] M. Abramowitz, I. A. Stegun: *Handbook of mathematical functions*, Dover, New York, 1972
- [8] J. Guckenheimer, P. Holmes: *Nonlinear Oscillations, Dynamical Systems, and Bifurcations of Vector Fields*, 3rd printing, Springer, New York, 1990

- [9] G.M. Zaslavsky, R.Z. Sagdeev, D.A. Usikov, A.A. Chernikov: *Weak Chaos and Quasi-Regular Patterns*, CUP, Cambridge, 1991
- [10] M. Latka, B.J. West: *Phys. Rev. E* **52**, 3252-3255 (1995)
- [11] S. Habib, R.D. Ryne: *Phys. Rev. Lett.* **74**, 70-73 (1995)
- [12] E. Forest, R.D. Ruth, *Physica D* **43**, 105-117 (1990)
- [13] X. Lu, R. Schmid: *Mathematics and Computers in Simulation* **50**, 255-263 (1999)