

## ANNULAR AND BOUNDARY REDUCING DEHN FILLINGS

CAMERON MCA. GORDON<sup>1</sup> AND YING-QING WU

## §0. INTRODUCTION

Surfaces of non-negative Euler characteristic, i.e., spheres, disks, tori and annuli, play a special role in the theory of 3-dimensional manifolds. For example, it is well known that every (compact, orientable) 3-manifold can be decomposed into canonical pieces by cutting it along essential surfaces of this kind [K], [M], [Bo], [JS], [Jo1]. Also, if (as in [Wu3]) we call a 3-manifold that contains no essential sphere, disk, torus or annulus *simple*, then Thurston has shown [T1] that a 3-manifold  $M$  with non-empty boundary is simple if and only if  $M$  with its boundary tori removed has a hyperbolic structure of finite volume with totally geodesic boundary. For closed 3-manifolds  $M$ , the Geometrization Conjecture [T1] asserts that  $M$  is simple if and only if  $M$  is either hyperbolic or belongs to a certain small class of Seifert fiber spaces.

Because of their importance, a good deal of attention has been directed at the question of when surfaces of non-negative Euler characteristic can be created by Dehn filling. To describe this, let  $M$  be a simple 3-manifold, with a torus boundary component  $\partial_0 M$ . Let  $\alpha$  be the isotopy class of an essential simple loop (or *slope*) on  $\partial_0 M$ . Recall that the manifold obtained from  $M$  by  $\alpha$ -Dehn filling is  $M(\alpha) = M \cup V_\alpha$ , where  $V_\alpha$  is a solid torus, glued to  $M$  by a homeomorphism between  $\partial_0 M$  and  $\partial V_\alpha$  which identifies  $\alpha$  with the boundary of a meridian disk of  $V_\alpha$ . We are interested in obtaining restrictions on when  $M(\alpha)$  fails to be simple. Although clearly little can be said in general about a single Dehn filling, if one considers pairs of non-simple fillings  $M(\alpha)$ ,  $M(\beta)$  then it turns out that the *distance*  $\Delta(\alpha, \beta)$  between the two slopes  $\alpha$  and  $\beta$  (i.e., their minimal geometric intersection

---

1991 *Mathematics Subject Classification*. Primary 57N10.

<sup>1</sup> Partially supported by NSF grant #DMS 9626550.

number) is quite small, and hence a given  $M$  can have only a small number of non-simple fillings. More precisely, if  $M(\alpha)$ ,  $M(\beta)$  contain essential surfaces  $F_\alpha, F_\beta$  of non-negative Euler characteristic, then for each of the ten possible pairs of homeomorphism classes of  $F_\alpha, F_\beta$  one can obtain upper bounds on  $\Delta(\alpha, \beta)$ . In the present paper we deal with the case where  $F_\alpha$  is an annulus and  $F_\beta$  is a disk, and prove the following theorem.

**Theorem 0.1.** *Let  $M$  be a simple 3-manifold such that  $M(\alpha)$  is annular and  $M(\beta)$  is boundary reducible. Then  $\Delta(\alpha, \beta) \leq 2$ .*

The assumption that  $M$  is a simple manifold can be replaced by the weaker assumption that it is boundary irreducible and anannular, see Corollary 5.5. The bound is sharp: infinitely many examples of simple 3-manifolds  $M$  with  $M(\alpha)$  annular,  $M(\beta)$  a solid torus, and  $\Delta(\alpha, \beta) = 2$  are given in [MM2]. See also [EW].

Theorem 0.1 completes the determination of the best possible upper bounds on  $\Delta(\alpha, \beta)$  in all ten cases. These are shown in Table 1, where  $S$ ,  $D$ ,  $A$  and  $T$  indicate that the manifold  $M(\alpha)$  or  $M(\beta)$  contains an essential sphere, disk, annulus or torus, respectively. References for these bounds are:  $(S, S)$ : [GL3] (see also [BZ]);  $(S, D)$ : [Sch];  $(S, A)$ : [Wu3];  $(S, T)$ : [Wu1], [Oh];  $(D, D)$ : [Wu2];  $(D, T)$ : [GL4];  $(A, A)$ ,  $(A, T)$  and  $(T, T)$ : [Go]. Examples showing that the bounds are best possible can be found in:  $(S, S)$ : [GLi];  $(D, D)$ : [Be] and [Ga];  $(S, A)$ ,  $(D, A)$  and  $(D, T)$ : [HM];  $(S, T)$ : [BZ2];  $(T, A)$  and  $(A, A)$ : [GW];  $(T, T)$ : [T2] and [Go].

$M(\beta) \backslash M(\alpha)$	S	D	A	T
S	1	0	2	3
D		1	2	2
A			5	5
T				8

Table 1: Upper bounds on  $\Delta(\alpha, \beta)$

Here is a sketch of the proof of Theorem 0.1. It has been shown by Qiu [Qiu] that  $\Delta \leq 3$ , so we assume  $\Delta = 3$ , and try to get a contradiction. Let  $A$  and  $B$  be an essential

annulus and an essential disk in  $M(\alpha)$  and  $M(\beta)$ , and let  $P$  and  $Q$  be the intersection of  $A$  and  $B$  with  $M$ , respectively. Let  $p, q$  be the number of boundary components of  $P, Q$  on the torus  $\partial_0 M$ . Denote by  $K_\beta$  the core of the Dehn filling solid torus  $V_\beta$  in  $M(\beta)$ .

In Section 2 we consider the special case that  $K = K_\beta$  is a *1-arch* knot, which means that it can be isotoped to a union of two arcs  $C_1$  and  $C_2$ , such that  $C_1$  lies on  $\partial M(\beta)$ , and  $C_2$  is disjoint from the compressing disk  $B = F_\beta$  of  $\partial M(\beta)$ . In this case the manifold  $M(\beta)$  is homeomorphic to a manifold  $X_C$  obtained by adding a 2-handle to a certain manifold  $X$  along a curve  $C$ . This changes a Dehn surgery problem to a handle addition problem, and we will use a theorem of Eudave-Muñoz to show that in this case the annulus  $A = F_\alpha$  can be chosen to intersect the knot  $K_\alpha$  at most twice, that is,  $p \leq 2$ .

As usual, the intersection of  $P \cap Q$  defines graphs  $G_A, G_B$  on  $A$  and  $B$ . In Section 3 the “representing all types” techniques developed in [GL1–GL4] is modified to suit the case that the intersection graphs have boundary edges. It will be proved that when  $\Delta \geq 2$ , either  $G_A$  represents all types, or  $G_B$  contains a great web. The first possibility is impossible because it would lead to a boundary reducing disk of  $M(\beta)$  which has less intersection with  $K_\beta$ , hence  $G_B$  must contain a great web. This great web is then used in Section 4 to show that if  $p \geq 3$  then the knot  $K_\beta$  is a 1-arch knot. Combined with the result of Section 2, this proves Theorem 0.1 in the generic case that  $p \geq 3$ . Finally in Section 5 the case  $p \leq 2$  is ruled out, completing the proof of Theorem 0.1.

The authors would like to thank John Luecke for helpful conversations.

## §1. PRELIMINARIES

Recall that a 3-manifold  $X$  is *boundary reducible* if its boundary, denoted by  $\partial X$ , is compressible in  $X$ , in which case a compressing disk of  $\partial X$  is also called a *boundary reducing disk* of  $X$ . A surface of non-positive Euler characteristic in  $X$  is *essential* if it is incompressible,  $\partial$ -incompressible, and is not boundary parallel; a sphere (resp. disk) is essential if it is a reducing sphere (resp. boundary reducing disk.)

Let  $M$  be a simple 3-manifold, with a torus boundary component  $\partial_0 M$ . Let  $\alpha, \beta$  be slopes on  $\partial_0 M$  such that  $M(\alpha)$  is annular and  $M(\beta)$  is boundary reducible. Let  $A$  be an essential annulus in  $M(\alpha)$ , and let  $B$  be an essential disk in  $M(\beta)$ . These give rise to a punctured annulus  $P = A \cap M$  and a punctured disk  $Q = B \cap M$  in  $M$ , where  $\partial_0 P = P \cap \partial_0 M$  consists of  $p$  copies of  $\alpha$ , and  $\partial_0 Q = Q \cap \partial_0 M$  consists of  $q$  copies of

$\beta$ . We assume that  $A, B, P, Q$  are chosen so that  $p$  and  $q$  are minimal. Note that  $p, q$  are positive because  $M$  is simple. Now isotope  $P$  and  $Q$  to minimize  $|P \cap Q|$ , the number of components of  $P \cap Q$ . Then no arc component of  $P \cap Q$  is boundary parallel in  $P$  or  $Q$ ; no circle component of  $P \cap Q$  bounds a disk in  $P$  or  $Q$ ; and each component of  $\partial_0 P$  meets each component of  $\partial_0 Q$  in  $\Delta = \Delta(\alpha, \beta)$  points.

Ruifeng Qiu showed in [Qiu] that if  $M$  is a simple manifold,  $M(\alpha)$  is annular and  $M(\beta)$  is boundary reducible, then  $\Delta \leq 3$ . Thus to prove Theorem 0.1, we need only rule out the possibility that  $\Delta = 3$ . *In this paper except in Section 3, we will assume that  $\Delta = 3$ , and proceed to get a contradiction.* Results in Section 3 have been proved in a broader setting, so they can be used in the future.

Regarding the components of  $\partial_0 P, \partial_0 Q$  as fat vertices, we get graphs  $G_A, G_B$  in  $A, B$  respectively, where the edges of  $G_A$  and  $G_B$  are the arc components of  $P \cap Q$  that have at least one endpoint on  $\partial_0 M$ . Let  $J = A$  or  $B$ . An edge of  $G_J$  is an *interior* edge if each of its endpoints lies on a vertex of  $G_J$ , and a *boundary* edge if one of its endpoints lies on a vertex of  $G_J$  and the other lies on  $\partial J$ . The faces of  $G_J$  correspond in the usual way to components of  $J - \text{Int}N(G_J)$ . A face of  $G_J$  is an *interior* face if it does not meet  $\partial J$ ; otherwise it is a *boundary* face. Thus the edges in the boundary of an interior face are interior edges, while the boundary of a boundary disk face contains some boundary edges. Denote by  $\widehat{G}_J$  the reduced graph of  $G_J$ , in which each parallel family of edges is replaced by a single edge.

Let  $u_1, \dots, u_p$  be the vertices of  $G_A$ , labeled successively when traveling along the Dehn filling solid torus  $V_\alpha$ . Each  $u_i$  is given a sign according to whether  $V_\alpha$  passes  $A$  from the positive side or negative side at this vertex. Two vertices  $u_i, u_j$  are *parallel* if they have the same sign, otherwise they are *antiparallel*. The vertices  $v_1, \dots, v_q$  of  $G_B$  are labeled and signed similarly.

If  $e$  is an edge of  $G_A$  with an endpoint on  $u_i$ , then the endpoint is labeled  $j$  if it is on  $\partial u_i \cap \partial v_j$ . Thus when going around  $\partial u_i$ , the labels of the edge endpoints appear as  $1, 2, \dots, q$  repeated  $\Delta$  times. The edge endpoints of  $G_B$  are labeled similarly.

A cycle in  $G_A$  or  $G_B$  is a *Scharlemann cycle* if it bounds a disk with interior disjoint from the graph, and all the edges in the cycle have the same pair of labels  $\{i, i + 1\}$  at their two endpoints, called the *label pair* of the Scharlemann cycle. A pair of edges  $\{e_1, e_2\}$  is an *extended Scharlemann cycle* if there is a Scharlemann cycle  $\{e'_1, e'_2\}$  such that  $e_i$  is

parallel and adjacent to  $e'_i$ .

We use  $N(X)$  to denote a regular neighborhood of a subset  $X$  in a given manifold.

**Lemma 1.1.** (Properties of  $G_A$ .)

(1) (The Parity Rule) *An edge connects parallel vertices on  $G_A$  if and only if it connects antiparallel vertices on  $G_B$ .*

(2)  *$G_A$  does not have  $q$  parallel interior edges.*

(3)  *$G_A$  contains no Scharlemann cycles.*

(4) *Each label  $x \in \{1, \dots, q\}$  appears at most once among the endpoints of a family  $\mathcal{E}$  of parallel edges in  $G_A$  connecting parallel vertices; in particular,  $\mathcal{E}$  contains at most  $q/2$  edges.*

(5) *No pair of edges are parallel on both  $G_A$  and  $G_B$ .*

*Proof.* (1) This is on [CGLS, Page 279].

(2) If  $G_A$  contains  $q$  parallel interior edges, then the core of the Dehn filling solid torus in  $M(\beta)$  would be a cable knot, in which case  $M$  contains an essential annulus, contradicting the assumption. See the proof of [GLi, Proposition 1.3].

(3) This follows from [CGLS, Lemma 2.5.2].

(4) If some label appears twice among the endpoints of a family of parallel edges connecting a pair of parallel vertices, then there is a Scharlemann cycle among this family, contradicting (3). See [CGLS, Lemma 2.6.6].

(5) If a pair of edges are parallel on both  $G_A$  and  $G_B$ , then they cut off a disk on each of  $P$  and  $Q$ , whose union is an annulus in  $M$ , which is essential because its intersection with  $\partial_0 M$  is a curve intersecting  $\alpha$  at a single point. This contradicts the assumption that  $M$  is simple.  $\square$

**Lemma 1.2.** (Properties of  $G_B$ .)

(1) *If  $G_B$  has a Scharlemann cycle, then  $A$  is a separating annulus, and  $p$  is even. Moreover, the subgraph of  $G_A$  consisting of the edges of the Scharlemann cycle and their vertices is not contained in a subdisk of  $A$ .*

(2) *If  $p > 2$ , then  $G_B$  has no extended Scharlemann cycle. Any two Scharlemann cycles of  $G_B$  have the same label pair.*

*Proof.* (1) This follows from the proof of [CGLS, Lemma 2.5.2]. It was shown that using the disk bounded by the Scharlemann cycle one can find another annulus  $A'$  in  $M(\alpha)$  which

has fewer intersections with the Dehn filling solid torus, and is cobordant to  $A$ , so if  $A$  were nonseparating then  $A'$  would still be essential, which would contradict the minimality of  $p$ . If the subgraph  $G$  consisting of the edges of a Scharlemann cycle and their end vertices is contained in a disk in  $A$  then  $A' \cup A$  bounds a connected sum of  $A \times I$  and a lens space, so  $A$  being essential implies that  $A'$  is essential, which again contradicts the minimality of  $p$ .

(2) This is [Wu3, Lemma 5.4(2) – (3)]. If  $G_B$  has an extended Scharlemann cycle or two Scharlemann cycles with distinct label pairs, then one can find another essential annulus in  $M(\alpha)$  having fewer intersection with  $K_\alpha$ , which would contradict the minimality of  $p$ .  $\square$

## §2. 1-ARCH KNOTS

Let  $K = K_\beta$  be the core of the Dehn filling solid torus in  $M(\beta)$ . The knot  $K$  is a *1-arch* knot (with respect to  $B$ ) if  $K$  is isotopic to a union of two arcs  $C_1$  and  $C_2$ , such that  $C_1$  lies on  $\partial M(\beta)$ , and  $C_2$  is disjoint from a compressing disk  $B$  of  $\partial M(\beta)$ .

Fix an orientation of  $K$  so that when traveling along  $K$  with this orientation one meets the fat vertices  $v_1, \dots, v_q$  successively. Let  $K[i]$  be the point  $K \cap v_i$ , and for  $i \neq j$ , let  $K[i, j]$  be the oriented arc segment of  $K$  starting from  $K[i]$  and ending at  $K[j]$ . Thus  $K = K[i, j] \cup K[j, i]$ .

**Lemma 2.1.** *If  $G_A$  contains  $q$  parallel boundary edges, then  $K = K_\beta$  is a 1-arch knot.*

*Proof.* Without loss of generality we may assume that the interior endpoints of the parallel boundary edges  $e_1, \dots, e_q$  are successively labeled  $1, \dots, q$ . Let  $D$  be the disk on  $P$  cut off by  $e_1$  and  $e_q$ . Then  $D$  can be extended into the Dehn filling solid torus  $N(K)$  to get a disk  $D'$  in  $M(\beta)$  such that  $\partial D' = e'_1 \cup K[1, q] \cup e'_q \cup C_1$ , where  $e'_i$  is an arc on  $B$  containing  $e_i$ , connecting  $K[i]$  to the endpoint of  $e_i$  on  $\partial A$ , and  $C_1 = D \cap \partial A$  lies on  $\partial M(\beta)$ . Now  $K$  is isotopic to  $C_1 \cup (e'_1 \cup K[q, 1] \cup e'_q)$  via the disk  $D'$ . Let  $C_2 = e'_1 \cup K[q, 1] \cup e'_q$ . After a slight isotopy one can make  $B$  disjoint from  $C_2$ , as desired.  $\square$

**Lemma 2.2.** *Suppose  $\widehat{G}_A$  has a vertex  $u$  of valency 4, such that one of the four edges of  $\widehat{G}_A$  incident to  $u$  is a boundary edge, and the two edges adjacent to it are interior edges. Then either  $G_B$  contains a Scharlemann cycle, or  $K = K_\beta$  is a 1-arch knot.*

*Proof.* Let  $\widehat{e}_1, \widehat{e}_2, \widehat{e}_3, \widehat{e}_4$  be the four edges of  $\widehat{G}_A$  incident to  $u$ , and assume that  $\widehat{e}_2$  is a boundary edge. By Lemmas 2.1 and 1.1(2) we may assume that each  $\widehat{e}_i$  represents at most

$q - 1$  parallel edges of  $G_A$ . Now each label appears at most twice among the endpoints at  $u$  of edges represented by  $\widehat{e}_2$  or  $\widehat{e}_4$ , hence all labels appear on endpoints at  $u$  of edges represented by  $\widehat{e}_1$  or  $\widehat{e}_3$ . Suppose  $\widehat{e}_1, \widehat{e}_3$  connect  $u$  to  $u'$  and  $u''$ , respectively. If both  $u'$  and  $u''$  are antiparallel to  $u$ , then by the parity rule each vertex  $v$  on  $G_B$  is incident to an edge connecting it to a parallel vertex, with label  $u$  at its endpoint at  $v$ . By [CGLS, Lemmas 2.6.3 and 2.6.2] this implies that  $G_B$  contains a great  $u$ -cycle, hence a Scharlemann cycle, and we are done. Also, notice that  $u'$  and  $u''$  cannot both be parallel to  $u$ , otherwise by Lemma 1.1(4) each of  $\widehat{e}_1$  and  $\widehat{e}_3$  represents at most  $q/2$  edges, and since each of  $\widehat{e}_2$  and  $\widehat{e}_4$  represents at most  $q - 1$  edges, this would contradict the fact that the total valency of  $u$  in  $G_A$  is  $\Delta q = 3q$ . (This also takes care of the case that  $\widehat{e}_1 = \widehat{e}_3$  is a loop at  $u$ .) Therefore, we may assume that  $u'$  is parallel to  $u$ , and  $u''$  is antiparallel to  $u$ . Since the total number of edges represented by  $\widehat{e}_1 \cup \widehat{e}_2 \cup \widehat{e}_3$  is more than  $2q$ , we can choose  $2q$  successive edges at  $u$ , forming a subgraph as shown in Figure 2.1. One can now use [Wu2, Lemma 2.2] and the proof of [Wu2, Lemma 3.4] to show that there is a disk  $D$  in  $M(\beta)$  with  $\partial D = K[1, q] \cup \alpha_1 \cup C_1 \cup \alpha_2$ , where  $\alpha_1$  and  $\alpha_2$  are arcs on the compressing disk  $B$  connecting  $K[1]$  and  $K[q]$  to  $\partial B$ , and  $C_1$  is an arc on  $\partial M(\beta)$ . As in the proof of Lemma 2.1, this implies that  $K$  is a 1-arch knot.  $\square$

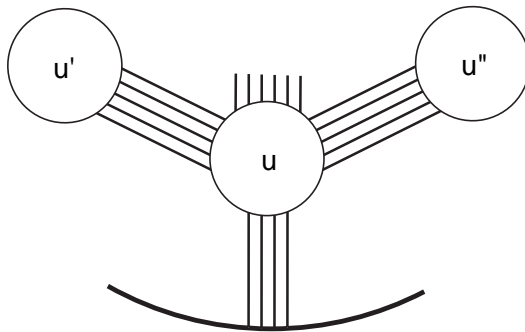


Figure 2.1

We need the following result of Eudave-Munõz in the proof of Proposition 2.4. If  $C$  is a simple loop on the boundary of a 3-manifold  $X$ , denote by  $X_C$  the manifold obtained by adding a 2-handle to  $X$  along the curve  $C$ .

**Lemma 2.3.** *Let  $X$  be an irreducible, orientable 3-manifold with  $\partial X$  compressible, and  $C$  a simple closed curve on  $\partial X$  such that  $\partial X - C$  is incompressible. Suppose  $X_C$  contains an essential annulus  $A'$ . Then it contains an essential annulus  $A$  which intersects the attached 2-handle in at most two disks. Furthermore, if  $A'$  is nonseparating, then  $A$  can be chosen to be disjoint from the attached 2-handle.*

*Proof.* This is essentially [Eu, Theorem 1]. The theorem there says that under the above assumption, either one can find  $A$  to be disjoint from the attached 2-handle, or after sliding the cocore  $\sigma$  of the attached 2-handle over itself to get a 1-complex  $\tau$ , one can find an essential annulus  $A$  which intersects  $\tau$  at a single point. Moreover, if  $A'$  is nonseparating, then  $A$  is disjoint from  $\tau$  (see also [Jo2, Sch]). Sliding  $\tau$  back to  $\sigma$ , we see that  $A$  is isotopic to an annulus intersecting  $\sigma$  at most twice. See also the remarks after the statement of Theorem 2 in [Eu].  $\square$

**Proposition 2.4.** *If  $K = K_\beta$  is a 1-arch knot in  $M(\beta)$ , then  $p \leq 2$ , and  $A$  is a separating annulus in  $M(\alpha)$ .*

*Proof.* The first part of the proof here is the same as that in the proof of [Wu2, Proposition 1]. Suppose  $K$  is isotopic to  $C_1 \cup C_2$  as in the definition of 1-arch knot. Let  $Y$  be the manifold obtained by adding a 1-handle  $H_1$  to  $M(\beta)$  along two disks centered at  $\partial C_1$ , and let  $C$  be a simple closed curve on  $\partial Y$  obtained by taking the union of  $C_1 \cap \partial Y$  and an arc on  $\partial H_1$ . Let  $K'$  be the union of  $C_2$  and the core of the 1-handle  $H_1$ . Then after adding a 2-handle  $H_2$  to  $Y$  along  $C$  the 1-handle and the 2-handle cancel each other and we get a manifold  $M'$  homeomorphic to the original manifold  $M(\beta)$ , with the knot  $K$  identified to  $K'$ ; hence we have a homeomorphism of pairs  $(M(\beta), K) \cong (M', K')$ . Let  $W$  (denoted by  $Q$  in [Wu2]) be the manifold obtained from  $Y$  by Dehn surgery on  $K'$  along the slope  $\alpha$ . Then  $M(\alpha)$  is homeomorphic to the manifold  $W_C$  obtained by adding the 2-handle  $H_2$  to  $W$  along the curve  $C$ . It was shown in [Wu2, Lemmas 1.2 and 1.3] that  $\partial W$  is compressible, and  $\partial W - C$  is incompressible in  $W$  when  $\Delta \geq 2$ .

Since  $M(\beta)$  is  $\partial$ -reducible, by [Sch] the manifold  $M(\alpha) = W_C$  is irreducible. This implies that  $W$  is irreducible because a reducing sphere in a manifold always remains a reducing sphere after 2-handle additions. Therefore we can apply Lemma 2.3 and conclude that there is an essential annulus  $A$  in  $M(\alpha) = W_C$  intersecting the attached 2-handle  $H_2$  in  $n \leq 2$  disks; moreover, if  $A$  is nonseparating, then it is disjoint from  $H_2$ . Our goal is to



show that  $A$  also intersects the knot  $K_\alpha$  in  $M(\alpha)$  in two or zero points, respectively.

We assume  $n = 2$ , the cases  $n = 0$  or  $1$  are similar. Let  $D_1, D_2$  be the disks  $A \cap H_2$ , and let  $F$  be the twice punctured annulus  $A - \text{Int}(D_1 \cup D_2)$  in  $W$ . A meridian disk  $D$  of the 1-handle  $H_1$  gives rise to a nonseparating essential annulus  $D_0 = D \cap X$  in the manifold  $X = Y - \text{Int}N(K') = W - \text{Int}N(K_\alpha)$ . Let  $F_0 = F \cap X$ . Form intersection graphs  $G_D$  and  $G_F$  in the usual way, i.e,  $G_F$  has  $F \cap N(K_\alpha)$  as fat vertices,  $G_D$  has a single vertex  $D \cap N(K_\beta)$ , and the edges of  $G_D$  and  $G_F$  are the arc components of  $D_0 \cap F_0$  which has at least one endpoint on the fat vertices. See Figure 2.2. Choose  $A$  and  $F$  so that  $A_0$  intersects  $F_0$  minimally. Then each fat vertex of  $G_F$  has valency  $\Delta = 3$ , and the only vertex  $x$  of  $G_D$  has valency  $3t$ , where  $t$  is the number of vertices of  $G_F$ . Note that, since  $A$  is essential in  $M(\alpha)$ , we have  $t \geq p$ . As usual, there are no trivial loops. Hence each edge of  $G_D$  connects  $x$  to  $\partial D$ .

Each of  $\partial D_1$  and  $\partial D_2$  intersects  $\partial D$  at a single point, which we denote by  $z_1, z_2$ , as indicated by the dark dots in Figure 2.2(a) and (b). They divide  $\partial D$  into two arcs  $\alpha_1, \alpha_2$ , one of which, say  $\alpha_1$ , lies in  $N(C)$ , which is the attaching region of the two handle  $H_2$  above. Hence the interior of  $\alpha_1$  is disjoint from  $\partial F$ . It follows that all the endpoints of the edges of  $G_D$  on  $\partial D$  lie on the arc  $\alpha_2$ , as shown in Figure 2.2(a).

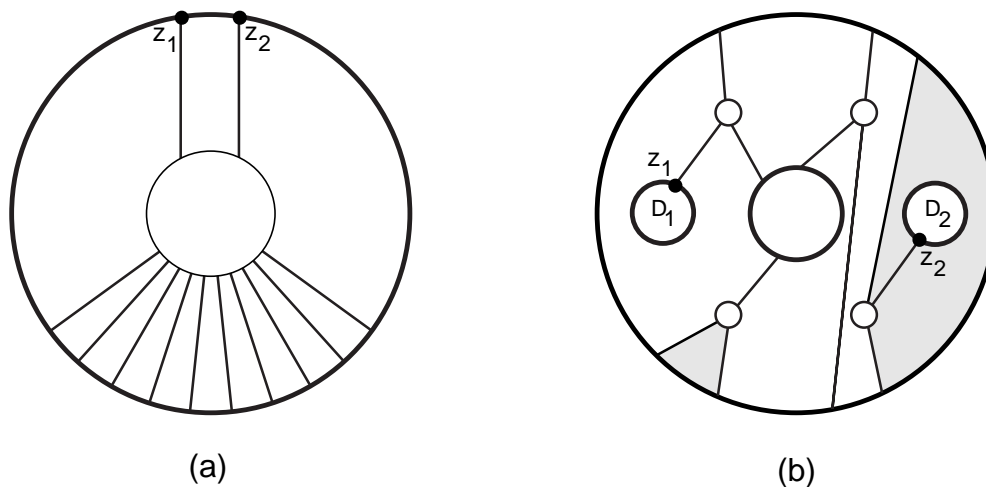


Figure 2.2

Now suppose  $G_F$  has  $t \geq 3$  vertices. Since each of  $\partial D_1$  and  $\partial D_2$  is adjacent to at most one edge, there is a vertex of  $G_F$  with two edges connecting it to the same component of

$\partial A \subset \partial F$ . An outermost such vertex has a pair of edges  $a_1, a_2$  on  $G_F$ , cutting off a region  $B_1$  on  $F_0$  which is either a disk, or a once punctured disk containing one of  $\partial D_1, \partial D_2$ , as shown by the two shaded regions in Figure 2.2(b). (If  $B_1$  contains both  $\partial D_i$ , choose another outermost vertex.) They also cut off a disk  $B_2$  on  $D_0$  which, by the property in the last paragraph, has boundary disjoint from  $\alpha_1$ . Therefore,  $B_1 \cup B_2$  is either an annulus or a once punctured annulus in  $X$ , with one boundary component  $\gamma$  a curve on  $\partial N(K)$ , another a curve on  $\partial X - \partial N(K)$  disjoint from  $C$ , and a possible third curve parallel to  $C$ . After capping off the last component by a disk in the attached 2-handle  $H_2$ , the surface becomes an annulus in  $X_C$ . However, since  $X_C = M$ , and since the boundary component  $\gamma$  of the annulus on the torus  $\partial N(K) = \partial_0 M$  is an essential curve, (essential because  $\gamma$  is the union of an arc in  $\alpha$  and an arc in  $\beta$ , and  $\alpha$  intersects  $\beta$  minimally,) this contradicts the fact that  $M$  is  $\partial$ -irreducible and anannular.

When  $n = 0$ , since  $t \geq p > 0$ , there is a pair of edges which are parallel on both graphs  $G_D$  and  $G_F$ . As shown above, this would give rise to an essential annulus in  $M$ , which would contradict the simplicity of  $M$ . Hence this case does not happen. In particular, this and Lemma 2.3 show that  $M(\alpha)$  cannot contain a nonseparating annulus.  $\square$

### §3. REPRESENTING TYPES

Denote by  $\mathbf{q} = \{1, \dots, q\}$  the set of labels of the vertices of  $G_B$ . We have the concept of a  $\mathbf{q}$ -type etc. from [GL1]. An interior face of  $G_A$  represents a  $\mathbf{q}$ -type  $\tau$  if it is a disk and represents  $\tau$  in the sense of [GL1]. We say  $G_A$  represents  $\tau$  if some interior face of  $G_A$  represents  $\tau$ .

**Theorem 3.1.**  *$G_A$  does not represent all  $\mathbf{q}$ -types.*

*Proof.* See [GL4, Proof of Theorem 2.2]. The proof works for any essential surface  $F$  in  $M(\alpha)$  (in [GL4]  $F$  was a torus). A set of representatives of all  $\mathbf{q}$ -types contains a set  $\mathcal{D}$  of interior faces of  $G_F$  which can be used to surger  $Q$  tubed along the annuli corresponding to the corners of the faces in  $\mathcal{D}$ , contradicting the minimality of  $q$ .  $\square$

A *web* in  $G_B$  is a non-empty connected subgraph  $\Lambda$  of  $G_B$  such that all the vertices of  $\Lambda$  have the same sign, and such that there are at most  $p$  edge endpoints at vertices of  $\Lambda$  which are not endpoints of edges in  $\Lambda$ . Note that a web may have boundary edges.

Let  $U$  be a component of  $B - N(\Lambda)$  that meets  $\partial B$ . Then  $D = B - U$  is a *disk bounded by  $\Lambda$* .  $\Lambda$  is a *great web* if there is a disk bounded by  $\Lambda$  such that  $\Lambda$  contains all the edges of  $G_B$  that lie in  $D$ .

*Remark.* If there are no boundary edges, then these definitions coincide with those in [GL2, Section 2]. The following is the analog in our present setting of [GL2, Theorem 2.3].

**Theorem 3.2.** *Suppose  $\Delta \geq 2$ . Let  $L$  be a subset of  $\mathbf{q}$ , and  $\tau$  be a non-trivial  $L$ -type such that*

- (i) *all elements of  $C(\tau)$  have the same sign, and*
- (ii) *all elements of  $A(\tau)$  have the same sign.*

*If  $G_A(L)$  does not represent  $\tau$  then  $G_B$  contains a web  $\Lambda$  such that the set of vertices of  $\Lambda$  is a subset of either  $C(\tau)$  or  $A(\tau)$ .*

*Proof.* Regard  $G_A(L)$  as a graph in  $S^2$ , by capping off the boundary components of  $A$  with two additional fat vertices  $v_1, v_2$ .

Define a directed graph  $\Gamma = \Gamma(\tau)$  as follows. The vertices of  $\Gamma$  are the fat vertices of  $G_A(L)$  plus  $v_1, v_2$ , together with dual vertices of  $G_A(L)$  (one in the interior of each face of  $G_A(L)$ .) The edges of  $\Gamma$  join each dual vertex to the fat vertices in the boundary of the corresponding face. The edges of  $\Gamma$  are oriented as follows: If an edge  $e$  has an endpoint on a vertex of  $G_A(L)$ , then it is oriented according to the type  $\tau$ , (as in [GL1], where  $\Gamma$  is denoted by  $\Gamma(T)^*$ ); if  $e$  has an endpoint on  $v_1$  or  $v_2$ , orient  $e$  so that no dual vertex in a boundary face of  $G_A(L)$  is a sink or source of  $\Gamma$ . See Figure 3.1.

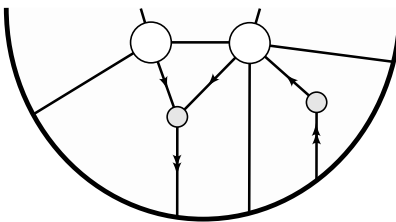


Figure 3.1

By Glass' index formula (see [Gl]) applied to  $\Gamma$ , we have

$$\sum_{\text{vertices}} I(v) + \sum_{\text{faces}} I(f) = \chi(S^2) = 2.$$

Assume  $G_A(L)$  does not represent  $\tau$ . Then no dual vertex in  $\Gamma$  is a sink or source. Hence

$$\sum_{v \text{ dual}} I(v) \leq 0.$$

Let

$$c(\tau) = \# \text{ clockwise switches } (= \# \text{ anticlockwise switches}) \text{ of } \tau$$

$$c(v_i) = \# \text{ clockwise switches } (= \# \text{ anticlockwise switches}) \text{ at } v_i, i = 1, 2$$

For  $v$  a vertex of  $G_A(L)$ , we have

$$I(v) = 1 - \Delta c(\tau).$$

Also,

$$I(v_i) = 1 - c(v_i), \quad i = 1, 2.$$

Therefore, the number of switch edges, including all switch boundary edges, is at least

$$\begin{aligned} \sum I(f) &\geq 2 + p(\Delta c(\tau) - 1) + (c(v_1) - 1) + (c(v_2) - 1) \\ &= p(\Delta c(\tau) - 1) + c(v_1) + c(v_2) \end{aligned} \quad (*)$$

Since the number of switch edge endpoints is twice the number of switch edges, this is also a lower bound for the number of (say) clockwise switch edge endpoints. The total number of clockwise switches is  $p\Delta c(\tau) + c(v_1) + c(v_2)$ , so the number of clockwise switches that are not endpoints of clockwise switch edges is at most  $p$ .

Since  $\Delta \geq 2$ , the right hand side of (\*) is positive. Let  $\Lambda$  be a component of the subgraph of  $G_B$  consisting of the edges corresponding to the clockwise switch edges of  $G_A(L)$ . Then at most  $p$  edge endpoints at vertices of  $\Lambda$  do not belong to edges of  $\Lambda$ . Thus  $\Lambda$  is a web, as described.  $\square$

The following is the analog of [GL2, Theorem 2.5].

**Theorem 3.3.** *Suppose  $\Delta \geq 2$ . Let  $\Lambda$  be either (i) a web in  $G_B$ , or (ii) the empty set. In case (i), let  $D$  be a disk bounded by  $\Lambda$ , and in case (ii), let  $D = B$ . Let  $L$  be the set of vertices of  $G_B - \Lambda$  that lie in  $D$ . Then either  $G_B$  contains a great web or  $G_A(L)$  represents all  $L$ -types.*

*Proof.* Basically, this follows from the proof of [GL2, Theorem 2.5]. We indicate briefly how this goes.

We prove the result by induction on  $|L|$ .

Let  $\tau$  be an  $L$ -type. We show that if  $G_A(L)$  does not represent  $\tau$  then  $G_B$  contains a great web. There are two cases.

CASE 1.  $\tau$  is trivial. Proceed as in [GL2, Proof of Theorem 2.5]. Let  $\widehat{\Lambda}$  be a component of the subgraph of  $G_B$  consisting of vertices  $J$ , all interior edges with both endpoints on vertices in  $J$ , and all boundary edges with one endpoint on a vertex in  $J$ .

(a)  $\widehat{\Lambda}$  is a web. Argue as in [GL2], with “faces” meaning “interior faces”.

(b)  $\widehat{\Lambda}$  is not a web. Again the argument in [GL2] remains valid. More precisely, since  $\widehat{\Lambda}$  is not a web, there are more than  $p$  edges of  $G_B$  connecting a vertex of  $\widehat{\Lambda}$  to an antiparallel vertex. Let  $\Sigma$  be the subgraph of  $G_A$  consisting of the vertices of  $G_A$  together with those edges. Note that these are interior edges of  $G_A$ , connecting parallel vertices. Applying Euler’s formula to  $\Omega$ , a graph in  $A$ , gives

$$V - E + \sum \chi(f) = 0.$$

Therefore

$$\sum \chi(f) = E - V > p - p = 0.$$

Hence  $\Sigma$  has a disk face, which must be an interior face. This face then contains a face of  $G_A(L)$  representing the trivial type.

CASE 2.  $\tau$  is non-trivial. Here the argument in [GL2] goes through essentially without change, (using Theorem 3.2), where we always interpret “face” as “interior face”. In particular, [GL2, Lemmas 2.4 and 2.6] carry over in this way.  $\square$

Theorems 3.1 and 3.3 (in case (ii)) imply:

**Corollary 3.4.** *If  $\Delta \geq 2$ , then  $G_B$  contains a great web.*  $\square$

#### §4. THE GENERIC CASE

Let  $\Lambda$  be a great web in  $G_B$  given by Corollary 3.4, and let  $D$  be a disk bounded by  $\Lambda$  with the property in the definition of a great web. Let  $x$  be a label of the vertices of  $G_A$ , and let  $\Lambda_x$  be the subgraph of  $\Lambda$  consisting of all vertices of  $\Lambda$  and all edges in  $\Lambda$  with an endpoint labeled  $x$ . Let  $V$  be the number of vertices of  $\Lambda$ . A *ghost endpoint* of  $\Lambda$  is an endpoint, at a vertex of  $\Lambda$ , of an edge of  $G_B$  which does not belong to  $\Lambda$ . A *ghost endpoint*

of  $\Lambda_x$  is a ghost endpoint of  $\Lambda$  labeled  $x$ . (It is called a ghost label in [GL2].) By the definition of a web,  $\Lambda$  has at most  $p$  ghost endpoints.

By a *monogon* we mean a disk face with one edge in its boundary, and by a *bigon* we mean a disk face with two edges in its boundary.

**Lemma 4.1.** (Cf. [GL2, Lemma 4.2]) *If  $\Lambda_x$  has at least  $3V - 2$  edges then  $\Lambda_x$  contains a bigon in  $D$ .*

*Proof.* Let  $\Omega$  be the graph in  $S^2$  obtained from  $\Lambda_x$  by regarding  $\partial B$  as a vertex. Then  $\Omega$  has  $V + 1$  vertices,  $E$  edges (= number of edges of  $\Lambda_x$ ), and the faces of  $\Omega$  are the faces of  $\Lambda_x$  in  $D$  together with an additional face  $f_0$ . Note that  $f_0$  is not a monogon. Suppose  $\Lambda_x$  contains no bigon in  $D$ .

First suppose  $f_0$  is not a bigon. Then  $2E \geq 3F$ , where  $F = \sum \chi(f)$  summed over all faces of  $\Omega$ . Also,

$$(V + 1) - E + F = 2.$$

Hence

$$1 = V - E + F \leq V - E + \frac{2E}{3} = V - \frac{E}{3},$$

giving  $3 \leq 3V - E$ , i.e.  $E \leq 3V - 3$ , contrary to assumption.

Now suppose  $f_0$  is a bigon; see Figure 4.1. Then  $\Lambda_x$  has at most one ghost endpoint. Therefore  $E \geq 3V - 1$ . Also, Since  $\Lambda_x$  has no bigon in  $D$ , we have

$$2E \geq 3F - 1.$$

Hence, as before,

$$1 = V - E + F \leq V - E + \frac{2E + 1}{3} = V - \frac{E}{3} + \frac{1}{3}.$$

Therefore  $3 \leq 3V - E + 1$ , implying  $E \leq 3V - 2$ , a contradiction.  $\square$

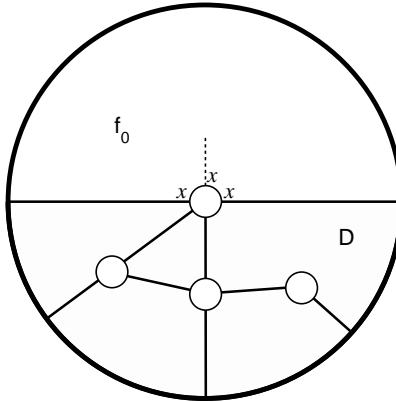


Figure 4.1

*Remark.* One can show that the conclusion of Lemma 4.1 still holds if we only assume that  $\Lambda_x$  has at least  $3V - 3$  edges, but Lemma 4.1 will suffice for our purposes.

**Lemma 4.2.**  $\Lambda_x$  contains a bigon in  $D$  for at least  $2p/3$  labels  $x$ .

*Proof.* (Cf. [GL2, Theorem 4.3]). By Lemma 4.1, if  $\Lambda_x$  does not contain a bigon in  $D$  then  $\Lambda_x$  has at most  $3V - 3$  edges. Since the vertices of  $\Lambda_x$  are all parallel, by the parity rule no edge of  $\Lambda_x$  has both endpoints labeled  $x$ , so among the endpoints of edges of  $\Lambda_x$ , at most  $3V - 3$  are labeled  $x$ . Since  $\Delta = 3$ , this means that  $\Lambda_x$  has at least 3 ghost endpoints. Since the total number of ghost endpoints in  $\Lambda$  is at most  $p$  by the definition of a great web, there can be at most  $p/3$  such labels  $x$ . Hence for at least  $2p/3$  labels  $x$ ,  $\Lambda_x$  does contain a bigon in  $D$ .  $\square$

Note that a boundary bigon in  $\Lambda_x$  gives  $p + 1$  parallel boundary edges in  $G_B$ .

In the remainder of this section, we assume that  $p \geq 3$ .

**Lemma 4.3.** For some label  $x$ ,  $\Lambda_x$  contains a boundary bigon.

*Proof.* A bigon face of  $\Lambda_x$  in  $D$  is either a boundary bigon or an interior bigon. The latter is either an order 2 Scharlemann cycle in  $G_B$ , or contains an extended Scharlemann cycle. The second is impossible by Lemma 1.2(2). When  $p$  is odd, the first is also impossible (Lemma 1.2(1)), and when  $p$  is even, any two Scharlemann cycles have the same label pair (Lemma 1.2(2)). Hence, by Lemma 4.2, the number of labels  $x$  such that  $\Lambda_x$  contains a boundary bigon is at least

$$\begin{cases} 2p/3 \geq 2 \times 3/3 = 2, & p \text{ odd;} \\ 2p/3 - 2 \geq 2 \times 4/3 - 2 = 2/3, & p \text{ even.} \end{cases}$$

Hence there is at least one label  $x$  with the stated property.  $\square$

**Corollary 4.4.** (a) *Every vertex of  $G_A$  has a boundary edge incident to it.*

(b)  *$G_A$  has a vertex with two non-parallel boundary edges.*

*Proof.* (a) By Lemma 4.3,  $\Lambda_x$  contains a boundary bigon for some  $x$ , which gives rise to  $p + 1$  parallel boundary edges in  $G_B$ . Hence each label of  $\mathbf{p} = \{1, \dots, p\}$  appears at the endpoint of some boundary edge of  $G_B$ , and the result follows.

(b) By Lemma 1.1(5), the two boundary edges in a boundary bigon of  $\Lambda_x$  are nonparallel on  $G_A$ .  $\square$

**Lemma 4.5.**  *$\widehat{G}_A$  has no vertex of valency at most 3.*

*Proof.*  $G_A$  has at most  $q - 1$  parallel interior edges by Lemma 1.1(2), and at most  $q - 1$  parallel boundary edges by Lemma 2.1, Proposition 2.4, and the assumption that  $p \geq 3$ . Since the total valency of each vertex of  $G_A$  is  $3q$ , the result follows.  $\square$

**Corollary 4.6.**  *$\widehat{G}_A$  has no vertex with two boundary edges going to the same component of  $\partial A$ .*

*Proof.* Consider an outermost such vertex, with  $E$  the corresponding subdisk of  $A$ . Doubling  $E$  along the two boundary edges in question and applying [CGLS, Lemma 2.6.5] gives a vertex in the interior of  $E$  of valency at most 3, contradicting Lemma 4.5.  $\square$

**Lemma 4.7.**  *$\widehat{G}_A$  has a vertex  $v$  of valency 4, such that no two boundary edges of  $\widehat{G}_A$  at  $v$  have endpoints adjacent on  $\partial v$ .*

*Proof.* By Corollaries 4.4(b) and 4.6,  $\widehat{G}_A$  has at least one vertex with two boundary edges going to different components of  $\partial A$ . Cut  $A$  along all such pairs of edges; we get a certain number ( $\geq 1$ ) of disk regions. If there are no vertices in the interior of any of these regions, then every vertex of  $\widehat{G}_A$  satisfies the conclusion of the lemma; (recall that there is no vertex of valency  $\leq 3$  by Lemma 4.5). So consider a region with a non-zero number of vertices in its interior; see Figure 4.2(a). Note that each vertex  $v$  in the interior of the region is incident to exactly one boundary edge, hence we need only show that some  $v$  has valency 4.



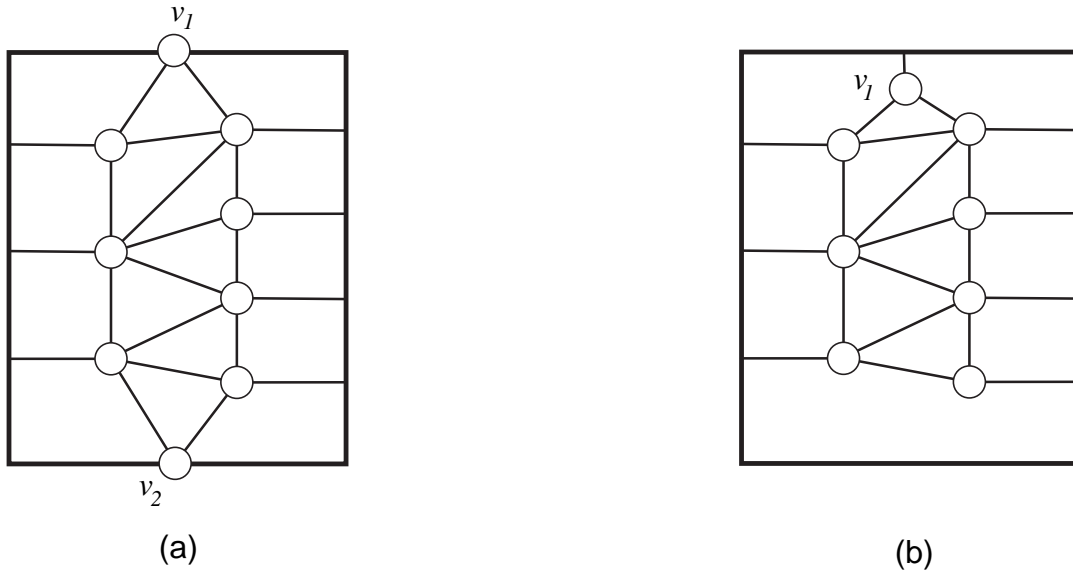


Figure 4.2

If the number of vertices in the interior of the region is 1 or 2, the result is obvious. So suppose there are at least 3 such vertices. Delete  $v_2$  and all edges incident to it, and push  $v_1$  inwards and attach a boundary edge to it, as shown in Figure 4.2(b). Applying assertion (\*) in the proof of Lemma 2.6.5 in [CGLS] to the resulting graph, we conclude that there is a vertex  $v \neq v_1$  of valency at most 3. Since there is at most one edge joining  $v$  to  $v_2$ ,  $v$  has valency at most 4 (hence exactly 4) in the original graph  $\widehat{G}_A$ .  $\square$

**Proposition 4.8.** *Theorem 0.1 is true if  $p \geq 3$ .*

*Proof.* Let  $v$  be the vertex of valency 4 given by Lemma 4.7. Since we have assumed  $p \geq 3$ , by Lemma 2.2 and Proposition 2.4,  $G_B$  contains a Scharlemann cycle. Suppose the Scharlemann cycle has label pair  $\{1, 2\}$ . Then by Lemma 1.2(1),  $p$  is even, hence  $p \geq 4$ , and the edges of the Scharlemann cycle are not contained in a disk on  $A$ . Thus in  $\widehat{G}_A$  there are two edges connecting  $v_1$  to  $v_2$ , as shown in Figure 5.1(b). They separate the two boundary components of the annulus  $A$ , so no other vertex is incident to two edges going to different boundary components of  $A$ . It follows from Corollary 4.6 that the only possible vertices of  $\widehat{G}_A$  with two boundary edges are  $v_1$  and  $v_2$ . Since there are no Scharlemann cycles on any other label pair, and no extended Scharlemann cycles (Lemma 1.2(2)), the

only labels  $x$  for which  $\Lambda_x$  has a bigon in  $D$  are 1 and 2. Hence by Lemma 4.2, we have  $2p/3 \leq 2$ , i.e.  $p \leq 3$ . But we have just shown that  $p \geq 4$ , which is a contradiction.  $\square$

### §5. THE CASE THAT $p \leq 2$

After Proposition 4.8, it remains to consider the case that the graph  $G_A$  on the annulus  $A$  has at most two vertices. In this section we will consider this remaining case, and complete the proof of Theorem 0.1. As before, we assume that  $\Delta = 3$ .

**Lemma 5.1.** *If  $p \leq 2$ , then  $p = 2$ , and the two vertices of  $G_A$  are antiparallel.*

*Proof.* First assume  $p = 1$ . Then  $A$  is a nonseparating annulus in  $M(\alpha)$ . The reduced graph  $\widehat{G}_A$  consists of one vertex, at most one loop, and at most two boundary edges. By Lemma 1.1(4) the number of endpoints of loops is at most  $q$ . Since the total valency of the vertex is  $3q$ , there exist  $q$  parallel boundary edges. By Lemma 2.1  $K_\beta$  is a 1-arch knot. However, by Proposition 2.4 in this case  $M(\alpha)$  contains no nonseparating annulus, a contradiction.

Now assume  $p = 2$  and the two vertices of  $G_A$  are parallel. Then again  $A$  is nonseparating in  $M(\alpha)$ . The reduced graph  $\widehat{G}_A$  is a subgraph of one of the two graphs shown in Figure 5.1, depending on whether or not  $\widehat{G}_A$  has a loop. Since the two vertices are parallel, by Lemma 1.1(4) each family of parallel interior edges contains at most  $q/2$  edges, hence in both cases there is a family of at least  $q$  parallel boundary edges. As above, this implies that  $K_\beta$  is a 1-arch knot, hence contradicts Proposition 2.4 and the fact that  $A$  is nonseparating.  $\square$

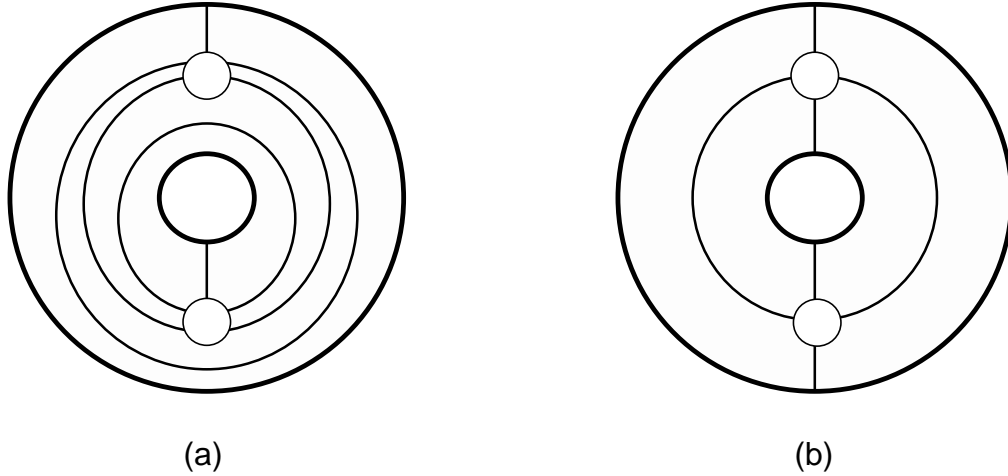


Figure 5.1

We may now assume that  $p = 2$  and the two vertices of  $G_A$  are antiparallel. Suppose  $W$  is a submanifold of  $M(\alpha)$  containing  $K_\alpha$ . We use  $\partial_i W$  to denote the closure of  $\partial W - \partial M(\alpha)$ , which is the frontier of  $W$  in  $M(\alpha)$ , and call it the *interior boundary*.

If  $D$  is a disk embedded (improperly) in  $M(\alpha)$  such that  $D \cap W = D \cap \partial_i W$  is a single arc  $C$  on the boundary of  $D$ , and  $\partial D - C$  lies on  $\partial M(\alpha)$ , then the pair  $(W \cup N(D), K_\alpha)$  is homeomorphic to  $(W, K_\alpha)$ , with  $\partial_i(W \cup N(D))$  identified to  $\partial_i W$  cut along the arc  $C$ . This observation will be useful in the proof of Lemma 5.4.

For the purpose of this section, we define an *extremal component* of a subgraph  $\Lambda$  of  $G_B$  to be a component  $\Lambda_0$  such that there is an arc  $\gamma$  cutting  $B$  into  $B_1$  and  $B_2$ , with  $B_1 \cap \Lambda = \Lambda_0$ .

**Lemma 5.2.** *If  $p = 2$  and the two vertices of  $G_A$  are antiparallel, then each vertex of  $G_B$  is incident to a boundary edge. In particular, each face of  $G_B$  is a disk.*

*Proof.* The reduced graph  $\widehat{G}_A$  is a subgraph of that shown in Figure 5.1(a) or (b). In case (b), each of the interior edge of  $\widehat{G}_A$  represents at most  $q$  edges of  $G_A$ , hence each label appear at most four times at endpoints of interior edges. It follows that each vertex of  $G_B$  is incident to at least two boundary edges.

In case (a), consider the edge endpoints at a vertex  $v$  of  $G_A$ . Let  $s$  be the number of boundary edges at  $v$ , and let  $t$  be the number of loops based at  $v$ . Observe that if  $s < q$  but  $s + 2t > q$  then some label would appear twice among the endpoints of the parallel loops,

which would contradict Lemma 1.1(4). If  $s + 2t \leq q$ , then the two nonloop edges of  $\widehat{G}_A$  would represent  $3q - (s + 2t) \geq 2q$  edges, which would contradict Lemma 1.1(2). Therefore we must have  $s \geq q$ , which implies that each vertex of  $G_B$  is incident to a boundary edge.

If some face  $f$  of  $G_B$  is not a disk, then the vertices inside of a nontrivial loop in  $f$  would have no boundary edges, which would contradict the above conclusion.  $\square$

**Lemma 5.3.** *Suppose  $p = 2$  and the two vertices of  $G_A$  are antiparallel. Then there is a vertex  $v_0$  of  $\widehat{G}_B$  with the following properties.*

- (1)  $v_0$  has valency 2 or 3 in  $\widehat{G}_B$ , and belongs to a single boundary edge  $e$  of  $\widehat{G}_B$ .
- (2) If the valency of  $v_0$  is 3, then the face opposite to the boundary edge is an interior face.
- (3) One of the two faces of  $\widehat{G}_B$  containing  $e$  intersects  $\partial B$  in a single arc.

*Proof.* By Lemma 5.2 each vertex of  $G_B$  belongs to a boundary edge. Consider an extremal component  $C$  of  $G_B$ , and let  $\widehat{C}$  be its reduced graph. Let  $\widehat{C}'$  be its corresponding component in  $\widehat{G}_B$ . Note that  $\widehat{C}'$  and  $\widehat{C}$  are almost identical, except that one of the vertices  $v'$  of  $\widehat{C}'$  may have two parallel boundary edges, in which case  $\widehat{C}$  can be obtained from  $\widehat{C}'$  by amalgamating these two edges together.

Note that  $\widehat{C}$  must have at least two vertices, for otherwise, since  $C$  is extremal, the vertex would have 6 parallel boundary edges in  $G_B$ , two of which would also be parallel on  $G_A$  because  $\widehat{G}_A$  has at most four boundary edges, which would then contradict Lemma 1.1(5). Hence each vertex of  $C$  is incident to at least one interior edge and one boundary edge, so the valency of each vertex of  $\widehat{C}$  is at least 2. Modify  $\widehat{C}$  as follows. If some vertex  $v$  of  $\widehat{C}$  satisfies condition (1) but not (2), add a boundary edge to  $v$  in the face opposite to the boundary edge at  $v$ . Having done this for all  $v$ , we get a graph  $\widehat{C}''$ , which is still a reduced graph, with at least one boundary edge incident to each vertex. Now using (\*) in the proof of [CGLS, Lemma 2.6.5] and arguing directly when  $\widehat{C}''$  has only two or three vertices, we see that  $\widehat{C}''$  contains at least two vertices, each of which has valency 2 or 3 in  $\widehat{C}''$  and belongs to a single boundary edge of  $\widehat{C}''$ . At least one of these two vertices, say  $v_0$ , is not the vertex  $v'$  above, hence it has property (1) when considered as a vertex in  $\widehat{G}_B$ . By the definition of  $\widehat{C}''$ ,  $v_0$  automatically has property (2). To prove (3), notice that if both faces containing  $e$  intersect  $\partial B$  in more than one arc, then  $C$  would not be an extremal component.  $\square$

**Lemma 5.4.** *If  $p = 2$ , and the two vertices of  $G_A$  are antiparallel, then  $\partial M$  is a union of tori.*

*Proof.* Let  $W_0$  be a regular neighborhood of  $A \cup K_\alpha$ . Since  $K_\alpha$  intersects  $A$  in two points of different signs,  $\partial_i W_0$  has two components  $F_b, F_w$ , each being a twice punctured torus. The annulus  $A$  cuts  $W_0$  into two components  $W_0^b$  and  $W_0^w$  (with  $W_0^b \supset F_b$ ), which will be called the black region and the white region, respectively. If  $E$  is a disk face of  $G_B$  or more generally a disk in  $M(\alpha)$ , then  $E$  is said to be *black* (resp. *white*) if  $E \cap W_0$  lies in the black (resp. white) region.

Suppose  $D$  is a compressing disk of  $F_b$  in  $M(\alpha) - \text{Int}W_0$ . If  $\partial D$  is a nonseparating curve on  $F_b$ , then after adding the 2-handle  $N(D)$  to  $W_0$ , the surface  $F_b$  becomes an annulus. If  $\partial D$  is separating on  $F_b$ , then it is not parallel to a boundary curve of  $F_b$  because  $\partial F_b$  is parallel to  $\partial A$  and  $A$  is incompressible in  $M(\alpha)$ ; thus  $\partial D$  must cut  $F_b$  into a once punctured torus and a thrice punctured sphere, and after adding the 2-handle  $N(D)$  the surface  $F_b$  becomes the union of a torus  $S_1$  and an annulus  $S_2$ . Since  $M$  is simple,  $S_1$  either is boundary parallel or bounds a solid torus, and  $S_2$  must be boundary parallel, because  $\partial S_2$  is parallel to  $\partial A$  and  $A$  is incompressible, which implies that  $S_2$  is incompressible. In any case, we have shown that if  $F_b$  is compressible in  $M(\alpha) - \text{Int}W_0$  then there is a component  $C_b$  of  $M(\alpha) - \text{Int}W_0$  such that  $C_b \cap W_0 = F_b$  and  $C_b \cap \partial M(\alpha)$  is either an annulus or the union of an annulus and a torus. Similarly for  $F_w$ . In particular, if both  $F_b$  and  $F_w$  are compressible in  $M(\alpha) - \text{Int}W_0$ , then  $\partial M(\alpha)$  is a union of tori, and we are done. From now on, we will assume that  $F_w$  is incompressible in  $M(\alpha) - \text{Int}W_0$  and show that this will lead to a contradiction. Note that the assumption implies that  $G_B$  has no interior white face: For, by Lemma 5.2 all faces of  $G_B$  are disks, and since  $G_A$  has no trivial loops, the boundary of an interior face is always an essential curve on  $\partial_i W_0$ ; hence an interior white face would give rise to a compressing disk of  $F_w$  in  $M(\alpha) - \text{Int}W_0$ .

Let  $v_0$  be a vertex of  $G_B$  given by Lemma 5.3. By Lemma 5.3(1),  $v_0$  has valency 2 or 3 in  $\widehat{G}_B$ . First assume that  $v_0$  has valency 2 in  $\widehat{G}_B$ . Then the interior edge  $e$  of  $\widehat{G}_B$  incident to  $v_0$  must represent exactly two edges of  $G_B$ : It cannot represent more than two edges, otherwise there would be two interior faces of different colors, contradicting the fact that  $G_B$  has no interior white face. It cannot represent only one edge of  $G_B$ , otherwise  $v_0$  would have five parallel boundary edges, which would contradict Lemma 1.1(5) because  $\widehat{G}_A$  has at most four boundary edges. Thus the part of  $G_B$  near  $v_0$  is as shown in Figure

5.2, where  $f$  is the interior (black) face bounded by the two edges represented by  $e$ .

Now assume that  $v_0$  has valency 3 in  $\widehat{G}_B$ . Then by Lemma 5.3(2) the face  $f$  of  $\widehat{G}_B$  opposite to the boundary edge at  $v_0$  is an interior face. Thus  $f$  is a black face, and each of the interior edges of  $\widehat{G}_B$  incident to  $v_0$  represents only one edge of  $G_B$  as otherwise there would be a white interior face. Hence again the part of  $G_B$  near  $v_0$  is as shown in Figure 5.2.

Consider the white boundary faces  $D_0, D_1, D_2$  as shown in Figure 5.2. By Lemma 5.3(3), we may assume that  $D_1$  intersects  $\partial B$  in a single arc. Let  $C_i, i = 0, 1$ , be the arc  $D_i \cap F_w$ . Then  $C_0, C_1$  are essential arcs on  $F_w$ . Moreover, since  $C_0$  intersects a meridian of  $K_\alpha$  exactly once, while  $C_1$  intersects it at least twice, they are nonparallel. Recall that  $\partial_i(W_0 \cup N(D_0 \cup D_1))$  is obtained from  $\partial_i W_0$  by cutting along  $C_0 \cup C_1$ . Since  $C_0$  and  $C_1$  are nonparallel, they cut  $F_w$  into one or two annuli, which must be boundary parallel because we have assumed that  $F_w$  is incompressible and  $M$  is simple. It follows that the whole surface  $F_w$  is boundary parallel. Now a meridian disk of  $N(K_\alpha)$  in the white region corresponds to a disk in  $M(\alpha)$  intersecting the curve  $K_\alpha$  in a single point, which gives rise to an essential annulus in  $M$ , contradicting the fact that  $M$  is anannular.  $\square$

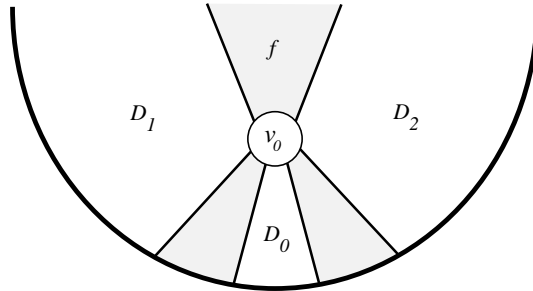


Figure 5.2

*Proof of Theorem 0.1.* By Proposition 4.8, we may assume that  $p \leq 2$ . By Lemmas 5.1 and 5.4,  $\partial M$  is a union of tori. Since  $M(\beta)$  is  $\partial$ -reducible, either it is reducible or it is a solid torus. In the first case the result follows from [Wu3, Theorem 5.1]. So we assume that  $M(\beta)$  is a solid torus. In particular,  $\partial M(\alpha)$  is a single torus  $T$ . The boundary of the annulus  $A$  cuts  $T$  into two annuli  $A_1, A_2$ . If some  $A \cup A_i$  is an essential torus in  $M(\alpha)$

then  $M(\alpha)$  is toroidal, so the result follows from [GL4]. If each  $A \cup A_i$  is inessential, then it bounds a solid torus (note that it cannot be boundary parallel, otherwise  $A$  would be boundary parallel). It follows that  $M(\alpha)$  is a Seifert fiber space with orbifold a disk with two singular points. It was shown in [MM1, Theorem 1.2] that if  $M(\alpha)$  is a Seifert fiber space and  $M(\beta)$  is a solid torus then  $\Delta \leq 1$ . This completes the proof of Theorem 0.1.  $\square$

In the proof of Theorem 0.1, we assumed that the manifold  $M$  is simple. However, the conditions that  $M$  is irreducible and atoroidal can be removed from the assumptions.

**Corollary 5.5.** *Suppose  $M$  is anannular and boundary irreducible. If  $M(\alpha)$  is annular and  $M(\beta)$  is boundary reducible, then  $\Delta(\alpha, \beta) \leq 2$ .*

*Proof.* First assume that  $M$  is irreducible but toroidal. Since  $M$  is anannular, by the canonical splitting theorem of Jaco-Shalen-Johannson (see [JS, p. 157]) there is a set of essential tori  $\mathcal{T}$  cutting  $M$  into a manifold  $M'$  such that each component of  $M'$  is either a Seifert fiber space or a simple manifold. If the component  $X$  containing the boundary torus  $\partial_0 M$  is Seifert fibered, then it contains an essential annulus consisting of Seifert fibers, with both boundary components on  $\partial_0 M$ , so  $M$  would be annular, contradicting our assumption. So assume  $X$  is simple. Since  $M(\beta)$  is boundary reducible, by looking at a boundary reducing disk  $B$  which has minimal intersection with  $\mathcal{T}$ , one can see that  $X(\beta)$  must be boundary reducible. Similarly one can show that  $X(\alpha)$  is either boundary reducible or annular. Applying Theorem 0.1 and [Wu2, Theorem 1] to  $X$ , we have  $\Delta \leq 2$ .

If  $M$  is reducible, split along a maximal set of reducing spheres to get an irreducible manifold  $M'$ . By an innermost circle argument one can show that  $M'(\alpha)$  is annular and  $M'(\beta)$  is boundary reducible, so the result follows from that for irreducible manifolds.  $\square$

## REFERENCES

- [Be] J. Berge, *The knots in  $D^2 \times S^1$  with nontrivial Dehn surgery yielding  $D^2 \times S^1$* , Topology Appl. **38** (1991), 1–19.
- [Bo] F. Bonahon, *Cobordism of automorphisms of surfaces*, Ann. Sci. Ec. Norm. Sup. **16** (4) (1983), 237–270.
- [BZ] S. Boyer and X. Zhang, *The semi-norm and Dehn filling*, preprint.
- [BZ2] ———, *Reducing Dehn filling and toroidal Dehn filling*, Topology Appl. **68** (1996), 285–303.
- [CGLS] M. Culler, C. Gordon, J. Luecke and P. Shalen, *Dehn surgery on knots*, Annals Math. **125** (1987), 237–300.
- [Eu] M. Eudave-Muñoz, *On nonsimple 3-manifolds and 2-handle addition*, Topology Appl. **55** (1994), 131–152.
- [EW] M. Eudave-Muñoz and Y-Q. Wu, *Nonhyperbolic Dehn fillings on hyperbolic 3-manifolds*, preprint.

- [Ga] D. Gabai, *On 1-bridge braids in solid tori*, *Topology* **28** (1989), 1–6.
- [Gl] L. Glass, *A combinatorial analog of the Poincaré Index Theorem*, *J. Combin. Theory Ser. B* **15** (1973), 264–268.
- [Go] C. Gordon, *Boundary slopes of punctured tori in 3-manifolds*, *Trans. Amer. Math. Soc.* **350** (1998), 1713–1790.
- [GLi] C. Gordon and R. Litherland, *Incompressible planar surfaces in 3-manifolds*, *Topology Appl.* **18** (1984), 121–144.
- [GL1] C. Gordon and J. Luecke, *Knots are determined by their complements*, *J. Amer. Math. Soc.* **2** (1989), 371–415.
- [GL2] ———, *Dehn surgeries on knots creating essential tori, I*, *Comm. in Analy. and Geo.* **3** (1995), 597–644.
- [GL3] ———, *Reducible manifolds and Dehn surgery*, *Topology* **35** (1996), 385–409.
- [GL4] ———, *Toroidal and boundary-reducing Dehn fillings*, *Topology Appl.* (to appear).
- [GW] C. Gordon and Y-Q. Wu, *Toroidal and annular Dehn fillings*, *Proc. London Math. Soc.* (to appear).
- [HM] C. Hayashi and K. Motegi, *Dehn surgery on knots in solid tori creating essential annuli*, *Trans. Amer. Math. Soc.* (to appear).
- [JS] W.H. Jaco and P.B. Shalen, *Seifert fibered spaces in 3-manifolds*, *Memoirs of the Amer. Math. Soc.* 21, Number 220, 1979.
- [Jo1] K. Johannson, *Homotopy Equivalences of 3-Manifolds with Boundaries*, *Lecture Notes in Math.* 761, Springer-Verlag, 1979.
- [Jo2] K. Johannson, *On surfaces in one-relator 3-manifolds*, *Low-dimensional topology and kleinian groups*, *LMS Lecture Notes*, vol. 112, 1986, pp. 157–192.
- [K] H. Kneser, *Geschlossene Flächen in dreidimensionale Mannigfaltigkeiten*, *Jahresber. Deutsch. Math.-Verein* **38** (1929), 248–260.
- [Qiu] R. Qiu,  *$\partial$ -reducible Dehn surgery and annular Dehn surgery*, Preprint.
- [M] J. Milnor, *A unique factorization theorem for 3-manifolds*, *Amer. J. Math.* **84** (1962), 1–7.
- [MM1] K. Miyazaki and K. Motegi, *Seifert fibred manifolds and Dehn surgery III*, Preprint.
- [MM2] ———, *Toroidal and annular Dehn surgeries of solid tori*, Preprint.
- [Oh] S. Oh, *Reducible and toroidal manifolds obtained by Dehn filling*, *Topology Appl.* **75** (1997), 93–104.
- [Sch] M. Scharlemann, *Producing reducible 3-manifolds by surgery on a knot*, *Topology* **29** (1990), 481–500.
- [T1] W. Thurston, *Three dimensional manifolds, Kleinian groups and hyperbolic geometry*, *Bull. Amer. Math. Soc.* **6** (1982), 357–381.
- [T2] ———, *The Geometry and Topology of 3-manifolds*, Princeton University, 1978.
- [Wu1] Y-Q. Wu, *Dehn fillings producing reducible manifolds and toroidal manifolds*, *Topology* **37** (1998), 95–108.
- [Wu2] ———, *Incompressibility of surfaces in surgered 3-manifolds*, *Topology* **31** (1992), 271–279.
- [Wu3] ———, *Sutured manifold hierarchies, essential laminations, and Dehn surgery*, *J. Diff. Geom.* (to appear).

DEPARTMENT OF MATHEMATICS, THE UNIVERSITY OF TEXAS AT AUSTIN, AUSTIN, TX 78712  
*E-mail address:* [gordon@math.utexas.edu](mailto:gordon@math.utexas.edu)

DEPARTMENT OF MATHEMATICS, UNIVERSITY OF IOWA, IOWA CITY, IA 52242  
*E-mail address:* [wu@math.uiowa.edu](mailto:wu@math.uiowa.edu)