

Jacobian varieties of reduced tropical curves

Shuhei Yoshitomi

Abstract

On tropical geometry in \mathbb{R}^2 , the divisor and the Jacobian variety are defined in analogy to algebraic geometry. For study of these objects, it is important to think of the ‘bunch’ of a tropical curve (Figure 1). In this paper, we will show that if the bunch is a bouquet, then the Jacobian is a higher-dimensional torus.

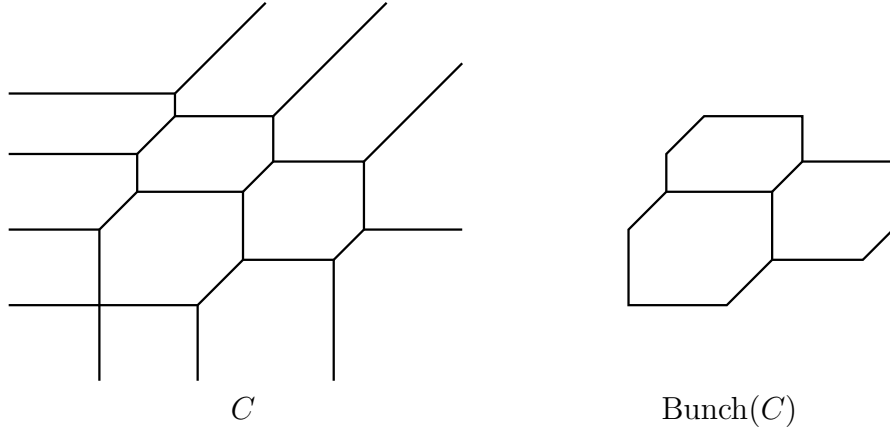


Figure 1: Bunch of a tropical curve

1 Introduction

In this paper, the affine space \mathbb{R}^2 is equipped with interior product $(u_1, u_2) \cdot (v_1, v_2) = u_1v_1 + u_2v_2$ and exterior product $(u_1, u_2) \times (v_1, v_2) = u_1v_2 - v_1u_2$.

Let C be a tropical curve in \mathbb{R}^2 (See section 2 for preliminary). The Jacobian variety of C is defined in analogy to algebraic geometry as follows.

Definition. The *divisor group* $\text{Div}(C)$ of C is the free abelian group generated by all points of C . We define a subgroup

$$\text{Div}^0(C) = \left\{ D = \sum_{P \in C} m_P P \in \text{Div}(C) \mid \deg D := \sum_P m_P = 0 \right\}.$$

Divisors D, D' are *linearly equivalent*, $D \sim D'$, if there are tropical curves L, L' such that

$$\begin{aligned} \Delta(L) &= \Delta(L'), \\ D - D' &= C \cdot L - C \cdot L', \end{aligned}$$

where Δ denotes the Newton polygon and $C \cdot L$ denotes the stable intersection.

The *Jacobian variety* of C is the residue group

$$\text{Jac}(C) = \text{Div}^0(C) / \sim.$$

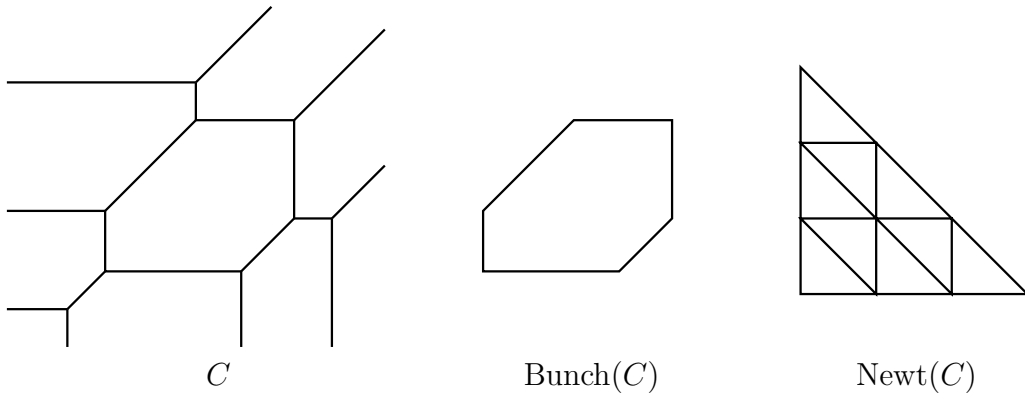


Figure 2: Tropical elliptic curve

We fix a point $\mathcal{O} \in C$. If C is a tropical elliptic curve, then the ‘bunch’ of C is homeomorphic to S^1 (Figure 2), and we have a map

$$\begin{aligned} \varphi: \text{Bunch}(C) &\longrightarrow \text{Jac}(C) \\ P &\mapsto P - \mathcal{O}. \end{aligned}$$

Vigeland [6] states that φ is bijective, which concludes that a tropical elliptic curve has a group structure in a smaller part of it. But the proof in [6] is not complete. He has proved the surjectivity of φ .

In this paper, we give a complete proof and some generalization of it.

Definition. A tropical curve C is *reduced* if every edge is of weight 1. C is *smooth* if every vertex is 3-valent and of multiplicity 1. (Hence any smooth tropical curve is reduced.)

Definition. An edge $E \subset C$ is *tentacle* if $C \setminus \text{Int}(E)$ is disconnected. E is a *ray* if E has only one vertex. We define the *bunch* of C , $\text{Bunch}(C)$, to be the quotient space of C by every tentacle edge and ray contracted.

Definition. A *bouquet* is a topological space $B = \Lambda_1 \cup \cdots \cup \Lambda_g$ with a point $\mathcal{O} \in B$ such that

$$\begin{aligned}\Lambda_i &\approx S^1 \quad (1 \leq i \leq g), \\ \Lambda_i \cap \Lambda_j &= \{\mathcal{O}\} \quad (i \neq j).\end{aligned}$$

\mathcal{O} is called the *center* of B . (The topological genus of B is g .)

Theorem 1.1. *Let C be a reduced tropical curve in \mathbb{R}^2 . Suppose that $\text{Bunch}(C)$ is a bouquet of genus g , with center \mathcal{O} and cycles $\Lambda_1, \dots, \Lambda_g$. Then the map*

$$\begin{aligned}\varphi: \Lambda_1 \times \cdots \times \Lambda_g &\longrightarrow \text{Jac}(C) \\ (P_1, \dots, P_g) &\mapsto P_1 + \cdots + P_g - g\mathcal{O}\end{aligned}$$

is bijective.

The statement includes that the map φ is well-defined, i.e. if P_1, P'_1 are on the same tentacle edge or on the same ray, then $P_1 \sim P'_1$.

Remark 1.2. Tropical geometry is introduced in three approaches. The first is an algebraic approach (e.g.[4],[1]). If $f \in \widetilde{\mathbb{R}}[x, y]$ is a tropical polynomial over the tropical algebra $\widetilde{\mathbb{R}} = \mathbb{R} \cup \{-\infty\}$, then its corner locus is a tropical curve. The second is a valuation-theoretical approach (e.g.[2],[5]). If K is a suitable valuation field, and V is an algebraic curve in K^2 , then its image by the valuation map $v: K^2 \rightarrow \widetilde{\mathbb{R}}^2$ is a tropical curve. This image is expressed as the limit of amoebas of complex curves. And the last is a geometrical approach (e.g.[5]). A 1-dimensional simplicial complex in \mathbb{R}^2 (or, a graph in \mathbb{R}^2) satisfying some balancing condition is a tropical curve. The equivalence of these definitions is easy to prove (See [2]). In this paper, we take only geometrical approach.

Remark 1.3. In algebraic approach, projective tropical curves are treated as special objects (C is *projective* if $\Delta(C) = \Delta_d$). The above definition of linearly equivalence has another version as follows: $D \sim_{\text{alg}} D'$ if there are projective tropical curves L, L' such that

$$\deg(L) = \deg(L'),$$

$$D - D' = C \cdot L - C \cdot L'.$$

The residue group $\text{alg Jac}(C) = \text{Div}^0(C) / \sim_{\text{alg}}$ will be called the *algebraic Jacobian variety* of C . There is a canonical surjection $\psi: \text{alg Jac}(C) \rightarrow \text{Jac}(C)$. We can think of a map $\varphi_{\text{alg}}: \text{Bunch}(C) \rightarrow \text{alg Jac}(C)$ instead of $\varphi: \text{Bunch}(C) \rightarrow \text{Jac}(C)$ (in the case of genus 1). Vigeland [6] exactly states that φ_{alg} is bijective. The injectivity of φ_{alg} follows from the injectivity of φ , but the surjectivity of φ_{alg} requires extra arguments like [6].

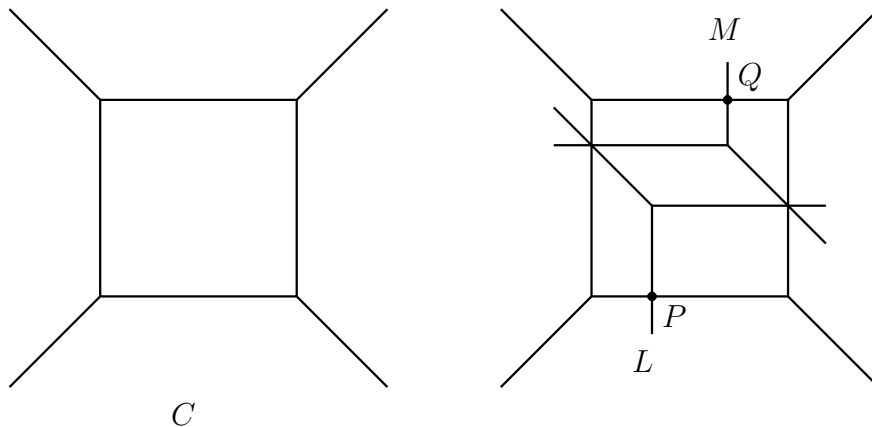


Figure 3:

Remark 1.4. One needs to be careful about the ‘degree’ of the tropical curve. Tropical curves L, M with Newton polygons

$$\Delta(L) = \text{Conv}\{(0, 0), (1, 0), (1, 1)\},$$

$$\Delta(M) = \text{Conv}\{(0, 0), (0, 1), (1, 1)\}$$

are both ‘tropical curves of degree 2’. Figure 3 is an example such that $C \cdot L - C \cdot M = P - Q$. But Theorem 1.1 asserts that P, Q are not linearly equivalent. Note that L, M are not projective.

2 Preliminary

A *primitive vector* in \mathbb{R}^2 is an integral vector $u = (u_1, u_2)$ such that u_1, u_2 are relatively prime. Any integral vector $v \in \mathbb{Z}^2$ is a primitive vector u times some natural number m . m is called the *lattice length* of v .

Let C be a 1-dimensional simplicial complex of rational slopes in \mathbb{R}^2 . Each finite edge $E \subset C$ has two primitive vectors for the directions parallel to E , say $u, -u$. If the *weight* $m \in \mathbb{N}$ of E is given, we have the weighted primitive vectors $mu, -mu$ of E . For a vertex $V \in E$, one of these vectors has the direction from V to E . We call this, say u_E , the weighted primitive vector of E starting at V .

If E is a ray (i.e. an infinite edge), E has only one weighted primitive vector.

Definition. V satisfies the *balancing condition* if the sum of all weighted primitive vectors starting at V equals 0:

$$\sum_{E \ni V} u_E = 0.$$

A *tropical curve* in \mathbb{R}^2 is a 1-dimensional weighted simplicial complex of rational slopes such that each vertex satisfies the balancing condition.

Let C be a tropical curve in \mathbb{R}^2 . Let U_1, \dots, U_r be all connected components of $\mathbb{R}^2 \setminus C$. Let N be a 1-dimensional simplicial complex with vertex set $\text{Ver}(N) = \{w_1, \dots, w_r\}$, $w_i \in \mathbb{Z}^2$.

Definition. N is a *Newton complex* of C if it satisfies the following conditions for any $i \neq j$.

- i) If $\overline{U_i} \cap \overline{U_j} = \emptyset$, then $[w_i, w_j] \notin \text{Edge}(N)$.
- ii) If $\overline{U_i} \cap \overline{U_j} = E$ for some $E \in \text{Edge}(C)$, then $[w_i, w_j] \in \text{Edge}(N)$, and $w_j - w_i$ has lattice length $\text{wt}(E)$, direction orthogonal to E from U_i to U_j .

Proposition 2.1. Let C, C_1, C_2 be tropical curves in \mathbb{R}^2 .

- 1) A Newton complex $\text{Newt}(C)$ of C exists uniquely up to parallel translation. The convex hull

$$\Delta(C) = \text{Conv}(\text{Newt}(C))$$

is called the *Newton polygon* of C .

- 2) $\Delta(C_1 \cup C_2)$ equals the *Minkowski sum* of $\Delta(C_1)$ and $\Delta(C_2)$.

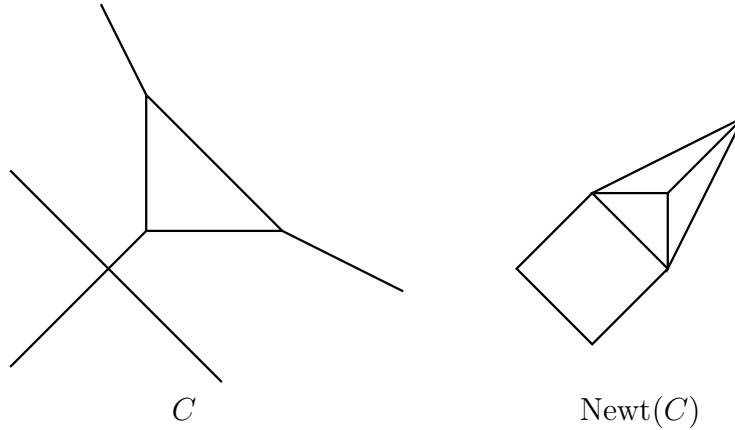


Figure 4: Newton complex

Proof. 1) (See [5], §3.4, if you take an algebraic approach.) Let $w_1 = (0, 0)$, and suppose w_1, \dots, w_{k-1} are constructed. Rearranging U_k, \dots, U_r , we may assume $U_i \cap U_k = E_k$ for some $i < k$ and some $E_k \in \text{Edge}(C)$. Let u_k be the primitive vector of direction orthogonal to E_k from U_i to U_k . Let w_k be the vector

$$w_k - w_i = \text{wt}(E_k)u_k. \quad (1)$$

If U_1, \dots, U_k are adjacent at a common vertex V , the condition (1) is compatible for U_k and U_1 , i.e.

$$w_1 - w_k = \text{wt}(E_1)u_1,$$

where E_1 is the boundary of U_k and U_1 , and u_1 is the primitive vector of direction orthogonal to E_1 from U_k to U_1 . This compatibility follows from the balancing condition

$$\sum_{i=1}^k \text{wt}(E_i)u_i = 0.$$

Therefore this construction does not depend on the choice of U_k .

2) $\Delta(C_1)$ depends only on the data of rays of C_1 . Rays of $C_1 \cup C_2$ corresponds to rays of C_1 and C_2 . \square

$\text{Newt}(C)$ can be considered as a dual object of C , with correspondence from U_i to w_i (Figure 4). A vertex $V \in C$ corresponds to a polygon $T_V \subset \Delta(C)$ as follows.

- i) U_{i_1}, \dots, U_{i_k} are adjacent at V ,
- ii) $T_V = \text{Conv}\{w_{i_1}, \dots, w_{i_k}\}$.

Proposition 2.2 (Global balancing condition). *Let C be a tropical curve in \mathbb{R}^2 . Let Λ be a simple closed curve in \mathbb{R}^2 intersecting edges of C , say E_1, \dots, E_N , transversely. Then*

$$\sum_{i=1}^N u_{E_i} = 0,$$

where u_{E_i} is the weighted primitive vector of E_i starting at the vertex inside Λ .

Proof. For each vertex $V_j \in C$ inside Λ , the balancing condition

$$\sum_k u_{jk} = 0$$

holds. Thus

$$\sum_{j,k} u_{jk} = 0.$$

On the left hand side, two weighted primitive vectors of the same edge inside Λ are canceled. Thus we have the required equation. \square

A *tangent vector* (v, P) in \mathbb{R}^2 is a vector $v \in \mathbb{R}^2$ with a starting point $P \in \mathbb{R}^2$. We fix a point $P_0 \in \mathbb{R}^2$. The *moment* of (v, P) is the exterior product

$$\text{moment}(v, P) = \overrightarrow{P_0P} \times v.$$

Proposition 2.3 (Moment condition). *Under the assumption of Proposition 2.2,*

$$\sum_{i=1}^N \text{moment}(u_{E_i}, V_{E_i}) = 0,$$

where (u_{E_i}, V_{E_i}) is the weighted primitive tangent vector of E_i starting at the vertex inside Λ . (See Figure 5.)

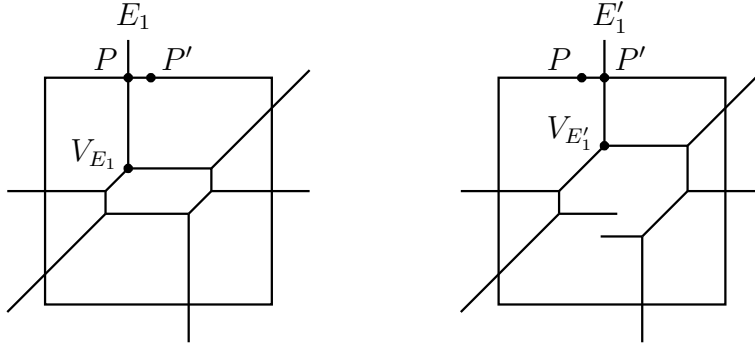


Figure 5: Moment condition inside Λ . Note that $\text{moment}(u_{E_1}, V_{E_1}) \neq \text{moment}(u_{E'_1}, V_{E'_1})$.

Proof. For each vertex $V_j \in C$ inside Λ , the balancing condition

$$\sum_k u_{jk} = 0$$

holds. Thus

$$\sum_{j,k} \overrightarrow{P_0 V_j} \times u_{jk} = 0.$$

On the left hand side, two weighted primitive vectors of the same edge inside Λ are canceled as follows.

$$\begin{aligned} \overrightarrow{P_0 V_j} \times u_{jk} + \overrightarrow{P_0 V_{j'}} \times u_{j'k'} &= \overrightarrow{P_0 V_j} \times u_{jk} + \overrightarrow{P_0 V_{j'}} \times (-u_{jk}) \\ &= \overrightarrow{V_{j'} V_j} \times u_{jk} \\ &= 0. \end{aligned}$$

Thus we have the required equation. \square

Definition. The *multiplicity* of a vertex $V \in C$ is

$$\text{Mult}(V; C) = 2 \cdot \text{area}(T_V).$$

The *intersection multiplicity* of $V \in C_1 \cap C_2$ is

$$\mu_V = \frac{1}{2} (\text{Mult}(V; C_1 \cup C_2) - \text{Mult}(V; C_1) - \text{Mult}(V; C_2)).$$

(If V is not a vertex of C , we put $\text{Mult}(V; C) = 0$.)

The formal sum

$$C_1 \cdot C_2 = \sum_{V \in C_1 \cap C_2} \mu_V V$$

is called the *stable intersection* of C_1 and C_2 .

The stable intersection is characterized as the limit of the transversal intersection (See [3], Theorem 4.3). If $V \in C_1 \cap C_2$ is a transversal intersection point, this definition is simplified to

$$\mu_V = |u_E \times u_F|,$$

where $E \subset C_1, F \subset C_2$ are edges passing through V .

Theorem 2.4 (Tropical Bezout's Theorem). *Let C_1, C_2 be tropical curves in \mathbb{R}^2 . Then the following formula holds.*

$$\deg(C_1 \cdot C_2) = \text{area}(\Delta(C_1) + \Delta(C_2)) - \text{area}(\Delta(C_1)) - \text{area}(\Delta(C_2)),$$

where $\Delta(C_1) + \Delta(C_2)$ is the Minkowski sum.

Proof. This follows from the above definition and Proposition 2.1. □

For example, let $c, d \geq 1$, and suppose $\Delta(C_1) = \text{Conv}\{(0, 0), (c, 0), (0, c)\}$, $\Delta(C_2) = \text{Conv}\{(0, 0), (d, 0), (0, d)\}$ (In algebraic approach, C_2 is said to be *projective* of degree d). Then $\Delta(C_1) + \Delta(C_2) = \text{Conv}\{(0, 0), (c+d, 0), (0, c+d)\}$, and $\deg(C_1 \cdot C_2) = \frac{1}{2}(c+d)^2 - \frac{1}{2}c^2 - \frac{1}{2}d^2 = cd$.

3 Proof of the surjectivity

First we show that φ is well-defined (Lemma 3.4, Lemma 3.5).

Lemma 3.1. *Let $u \in \mathbb{Z}^2$ be a primitive vector. Then for given $\varepsilon > 0$, there is a primitive vector $v \in \mathbb{Z}^2$ such that*

$$u \times v = 1, \quad |\theta(u) - \theta(v)| < \varepsilon,$$

where $\theta(u)$ denotes the angle of u .

This lemma is easy.

Lemma 3.2. *Let E be an edge of C , and let P, P', Q, Q' be points of E such that $\overrightarrow{PP'} = \overrightarrow{QQ'}$. Then $P' - P \sim Q' - Q$.*

Proof. (Figure 6) We may assume that P', Q lie on the interval $[P, Q']$, and that Q' lies in the interior $\text{Int}(E)$. Let v_1, v_2, v_3 be primitive vectors such that

$$\begin{aligned} |u_E \times v_i| &= 1 \quad (i = 1, 2, 3), \\ \theta(u_E) - \varepsilon &< \theta(v_1) < \theta(u_E) < \theta(v_2) < \theta(u_E) + \varepsilon < \theta(v_3). \end{aligned} \tag{2}$$

Then we have a triangle, with vertices P and $R_1, R_2 \in \mathbb{R}^2$, such that

$$\begin{aligned} \overrightarrow{PR_i} &\text{ has direction } v_i \quad (i = 1, 2), \\ \overrightarrow{R_1R_2} &\text{ has direction } v_3, \\ Q' &\in [R_1, R_2]. \end{aligned}$$

Take $\varepsilon > 0$ small enough so that this triangle is disjoint from $C \setminus E$.

Now we take two tropical curves L, M as follows. L consists of one vertex P and three rays $L_0, L_1, L_2 \subset \mathbb{R}^2$, with $R_1 \in L_1, R_2 \in L_2$. L_0 is parallel to E . $\text{wt}(L_1) = \text{wt}(L_2) = 1$. (The balancing condition at P follows from (2).) M consists of one finite edge $M_0 \subset \mathbb{R}^2$, four rays $M_1, M_2, M_3, M_4 \subset \mathbb{R}^2$, and two vertices $V_1, V_2 \in \mathbb{R}^2$. M_0 is parallel to $[R_1, R_2]$, and passes through Q . $V_1 \in [P, R_1], V_2 \in [P, R_2]$. For $i = 1, 2$, M_i has vertex V_i and passes through R_i . M_3, M_4 are parallel to E . $\text{wt}(M_0) = \text{wt}(M_1) = \text{wt}(M_2) = 1$.

Move L by $\overrightarrow{PP'}$, and denote it by L' . Move M by $\overrightarrow{QQ'}$, and denote it by M' . Then we have a relation

$$(C \cdot L - P) - (C \cdot L' - P') = (C \cdot M - Q) - (C \cdot M' - Q').$$

Thus $P' - P$ is linearly equivalent to $Q' - Q$. □

Corollary 3.3. *Let E be any edge, and suppose that all interior points of E are linearly equivalent. Then all points of E are linearly equivalent.*

Lemma 3.4. *Let E be a ray of C . Then all points of E are linearly equivalent.*

Proof. (Figure 7, left) Let $P, Q \in \text{Int}(E)$. Take a primitive vector v so that

$$|u_E \times v| = 1, \quad |\theta(u_E) - \theta(v)| < \varepsilon.$$

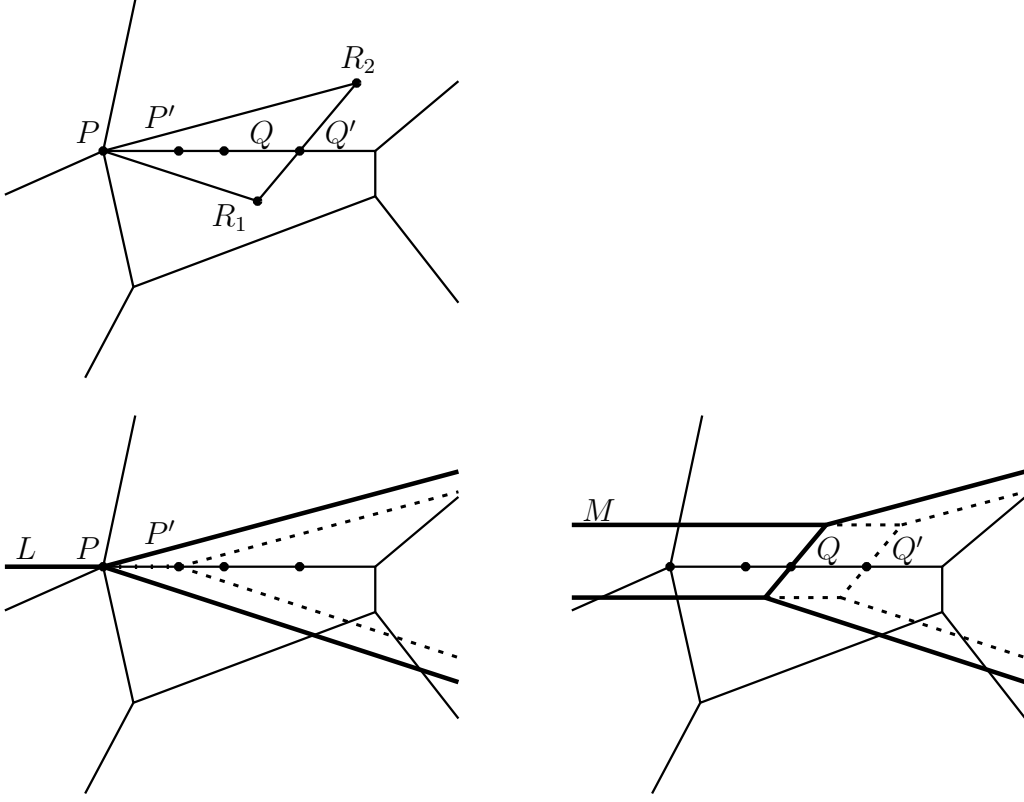


Figure 6:

There is a small parallelogram $R_1R_2R_3R_4$ such that

$$\begin{aligned} \overrightarrow{R_3R_1}, \overrightarrow{R_4R_2} &\text{ have direction } v, \\ \overrightarrow{R_2R_1}, \overrightarrow{R_4R_3} &\text{ have direction } w := u_E - v, \\ P &\in [R_1, R_3], \quad Q \in [R_2, R_4]. \end{aligned}$$

Take $\varepsilon > 0$ small enough so that this parallelogram is disjoint from $C \setminus E$.

Let M_1 be a tropical curve, consisting of one vertex R_1 and three rays $L_0, L_1, L_2 \subset \mathbb{R}^2$, such that $\overrightarrow{L_0}$ has direction u_E , $R_3 \in L_1$, $R_2 \in L_2$, $\text{wt}(L_0) = \text{wt}(L_1) = 1$. Move M_1 by $\overrightarrow{R_1R_i}$, and denote it by $M_i (i = 2, 3, 4)$. Then we have a relation

$$C \cdot M_1 + C \cdot M_4 - Q = C \cdot M_2 + C \cdot M_3 - P.$$

Thus $P \sim Q$. □

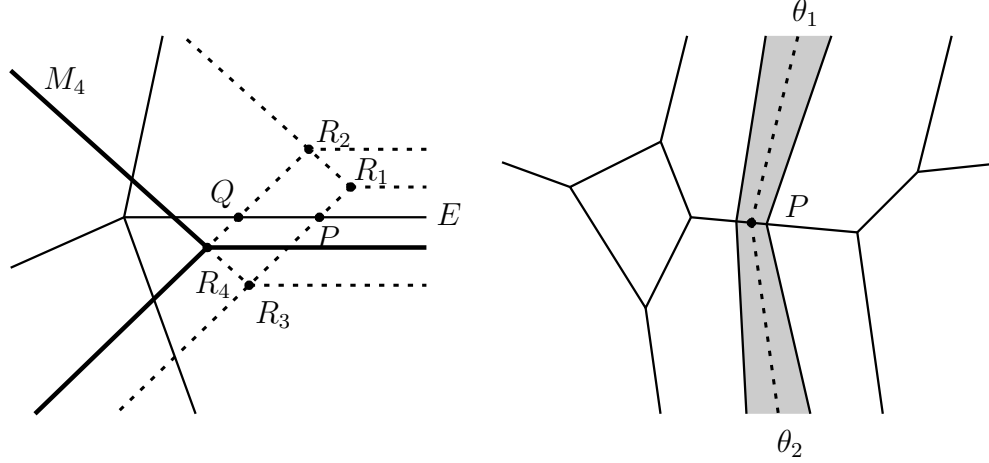


Figure 7:

Lemma 3.5. *Let E be a tentacle edge of C . Then all points of E are linearly equivalent.*

Proof. (Figure 7, right) Let $P \in \text{Int}(E)$. Since $C \setminus \text{Int}(E)$ is disconnected, E is a boundary of two unbounded convex open sets U_1, U_2 of $\mathbb{R}^2 \setminus C$. For $i = 1, 2$, let θ_i be the angle of any unbounded direction of U_i . For $\delta, \varepsilon > 0$, let

$$W_i = \left\{ P + a + w \mid \begin{array}{l} a, w \in \mathbb{R}^2, |a| < \delta, P + a \in E, \\ |\theta(w) - \theta_i| < \varepsilon \end{array} \right\},$$

$$W = W_1 \cup W_2.$$

Take $\delta, \varepsilon > 0$ small enough so that W intersects $C \setminus E$ only at points of rays of C .

Let v be a primitive vector such that $u_E \times v = 1$. Take $w, w' \in \mathbb{Z}^2$ so that

$$\begin{aligned} w - w' &= v, \\ |\theta(w) - \theta_1| &< \varepsilon, \\ |\theta(w') - \theta_1| &< \varepsilon. \end{aligned}$$

Let L be a tropical curve consisting of three rays $L_0, L_1, L_2 \subset \mathbb{R}^2$ such that

$$L_1 \cup L_2 \subset W,$$

$$\begin{aligned}
u_{L_1} &= w, \\
|\theta(L_2) - \theta_2| &< \varepsilon, \\
L_1 \cap E &= P.
\end{aligned}$$

Moving L on the direction of L_0 , the intersection point P changes to other point $Q \in E$, but all other intersection points of L and C are stable except for points of rays of C . We have

$$(u_E \times w)P \sim (u_E \times w)Q.$$

Similarly,

$$(u_E \times w')P \sim (u_E \times w')Q.$$

Thus $P \sim Q$. □

For a proof of Theorem 1.1, the case of genus 1 is essential. If $\Lambda := \text{Bunch}(C) \approx S^1$, then we have a map $\pi: \mathbb{R} \rightarrow \Lambda$ with the following properties.

- i) $\pi(0) = \mathcal{O}$.
- ii) π is increasing with respect to the positive direction of S^1 .
- iii) If $\pi[a, b]$ ($a, b \in \mathbb{R}$) is contained in an edge of primitive vector u , then

$$\text{length}(\pi[a, b]) = |u|(b - a).$$

(In other words, π is compatible with the lattice length.)

Lemma 3.6. *If $\pi(a) = P$, $\pi(a') = P'$, $\pi(b) = Q$, $\pi(b') = Q'$, $a' - a = b' - b$, then $P' - P \sim Q' - Q$.*

Proof. (Figure 8) We may assume that $a' - a > 0$ is small enough so that P, P' lie on the same edge E , and Q, Q' on F . We may also assume that E, F are adjacent at a common vertex R , and $E \neq F$. From Lemma 3.2, we may assume that P, P', Q, Q' are interior points of edges, and $[P, Q']$ has rational slope.

Let L be the line passing through P, Q' . Then

$$E \cdot L = |u_E \times u_L|P,$$

$$F \cdot L = |u_F \times u_L|Q.$$

Let P'', Q'' be points of E, F such that

$$\overrightarrow{PP''} = \frac{1}{|u_E \times u_L|} \overrightarrow{PP'},$$

$$\overrightarrow{Q'Q''} = \frac{1}{|u_F \times u_L|} \overrightarrow{Q'Q}.$$

Then

$$\begin{aligned} |\overrightarrow{PP''} \times u_L| &= \frac{|\overrightarrow{PP''}|}{|u_E|} |u_E \times u_L| \\ &= \frac{|\overrightarrow{PP'}|}{|u_E|} |u_E \times u_L| \\ &= \frac{|\overrightarrow{Q'Q}|}{|u_F|} |u_E \times u_L| \quad (\text{because } a' - a = b' - b) \\ &= |\overrightarrow{Q'Q''} \times u_L|, \end{aligned}$$

which means that $[P'', Q'']$ is parallel to L . Thus

$$|u_E \times u_L|(P'' - P) \sim |u_F \times u_L|(Q' - Q'').$$

This means $P' - P \sim Q' - Q$, from Lemma 3.2. □

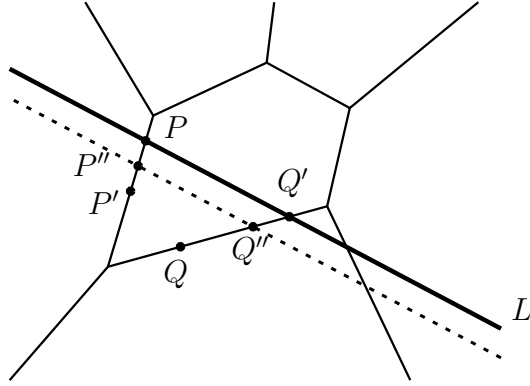


Figure 8:

Lemma 3.7 (Interval divisor). *Let S, T be rays in \mathbb{R}^2 such that $S \cap C = \emptyset$, $T \cap C = \emptyset$, $S \cap T = \emptyset$. Let $P, P' \in S$, $Q, Q' \in T$ be points such that $[P, Q]$ is parallel to $[P', Q']$. Then*

$$C \cdot [P, Q] \sim C \cdot [P', Q'].$$

Proof. (Figure 9, left) Let L be the tropical curve with vertex P , consisting of three rays L_0, L_1, L_2 such that

$$\begin{aligned} L_1 &\subset S, \quad Q \in L_2, \\ \text{wt}(L_1) &= \text{wt}(L_2) = 1. \end{aligned}$$

Let R be the point such that

$$\begin{aligned} [P, R] &\text{ is parallel to } L_0, \\ [P', R] &\text{ is parallel to } [P, Q]. \end{aligned}$$

Then we have a triangle $PP'R$. We may assume that $|PP'|$ is small enough so that this triangle is disjoint from C . Move L by \overrightarrow{PR} , and denote it by L' . Then we have a relation

$$C \cdot L - C \cdot [P, Q, \infty) = C \cdot L' - C \cdot [P', Q', \infty).$$

Thus

$$C \cdot [P, Q, \infty) \sim C \cdot [P', Q', \infty).$$

Similarly,

$$\begin{aligned} C \cdot [Q, P, \infty) &\sim C \cdot [Q', P', \infty), \\ C \cdot \text{Line}(P, Q) &\sim C \cdot \text{Line}(P', Q'). \end{aligned}$$

The statement follows. \square

Proof of the surjectivity of φ . (Figure 9, right) Since the image of $\Lambda_1 \cup \dots \cup \Lambda_g$ in $\text{Bunch}(C)$ is a bouquet, there are $\mathcal{O}_1, \dots, \mathcal{O}_g \sim \mathcal{O}$ such that $\mathcal{O}_i \in \Lambda_i$. Because of convexity, there are connected disjoint g cones $U_1, \dots, U_g \subset \mathbb{R}^2$ with center $\mathcal{O}_1, \dots, \mathcal{O}_g$ such that $\Lambda_i \subset U_i$. Similarly to the case of genus 1, we have a map $\pi_i: \mathbb{R} \rightarrow \Lambda_i$ for each i . Lemma 3.6 is proved for π_i similarly, only changing L to an interval divisor $L \cap U_i$ (Lemma 3.7). Thus we have a homomorphism of abelian groups

$$\tilde{\varphi}: \mathbb{R}^g \xrightarrow{\pi} \Lambda_1 \times \dots \times \Lambda_g \xrightarrow{\varphi} \text{Jac}(C).$$

Since $\text{Jac}(C)$ is generated by $\{P_i - \mathcal{O} | P_i \in \Lambda_i, 1 \leq i \leq g\}$, $\tilde{\varphi}$ is surjective. \square

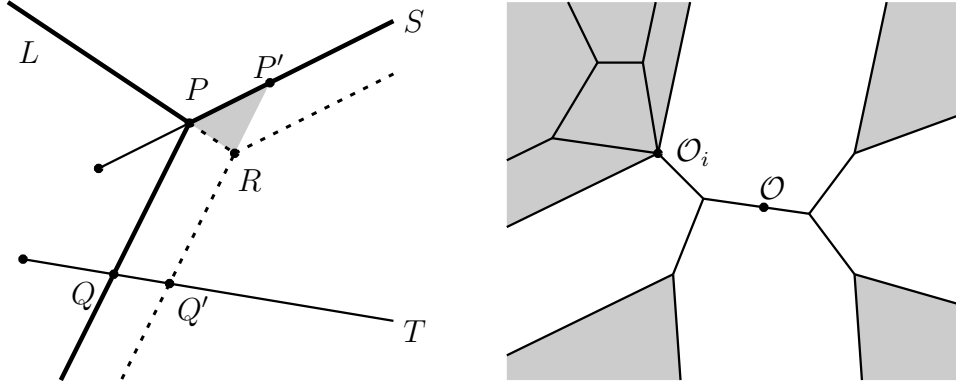


Figure 9:

4 Parameter space of tropical plane curves

Let L be a tropical curve with Newton complex \mathcal{N} . Let $V_0 = (b_1, b_2)$ be a fixed vertex of L . Let E_1, \dots, E_l be all finite edges of L . Let a_i be the lattice length of E_i . Then all tropical curves with Newton complex \mathcal{N} are parametrized by $a_1, \dots, a_l > 0$ and $b_1, b_2 \in \mathbb{R}$. Let $\mathcal{P}(\mathcal{N}, \mathbb{R}^2) \subset \mathbb{R}^{l+2}$ be the parameter space.

Proposition 4.1. $\mathcal{P}(\mathcal{N}, \mathbb{R}^2)$ is connected.

Proof. Let $\Gamma_1, \dots, \Gamma_g$ be all convex cycles of L . Let $E_{i(j,1)}, \dots, E_{i(j,s_j)}$ be all edges of Γ_j . Let $u_{j,k}$ be the primitive vector of $E_{i(j,k)}$ of positive direction of S^1 . Then the equation

$$a_{i(j,1)}u_{j,1} + \dots + a_{i(j,s_j)}u_{j,s_j} = 0 \quad (3)$$

is satisfied for any $L \in \mathcal{P}(\mathcal{N}, \mathbb{R}^2)$. Let $H_j \subset \mathbb{R}^{l+2}$ be the linear subspace defined by equation (3). Then

$$\mathcal{P}(\mathcal{N}, \mathbb{R}^2) = \{(a_1, \dots, a_l, b_1, b_2) | a_1, \dots, a_l > 0\} \cap (H_1 \cap \dots \cap H_g).$$

Thus $\mathcal{P}(\mathcal{N}, \mathbb{R}^2)$ is a relatively open convex cone in \mathbb{R}^{l+2} , which is connected. \square

Definition. A tropical curve L' is a *degeneration* of L if $\Delta(L') = \Delta(L)$ and $\text{Newt}(L') \subset \text{Newt}(L)$.

The set of all degenerations of L is parametrized by $\overline{\mathcal{P}(\mathcal{N}, \mathbb{R}^2)}$. If a Newton polygon Δ is fixed, all tropical curves have a common degeneration (that is, a tropical curve consisting of one vertex). All the Newton polygons is countable. Therefore, the space $\mathcal{P}(\mathbb{R}^2)$ of all tropical curves is a disjoint union of countable closed cones in affine spaces.

Corollary 4.2. *Tropical curves $L, L' \in \mathcal{P}(\mathbb{R}^2)$ lie in the same connected component if and only if $\Delta(L) = \Delta(L')$.*

5 Proof of the injectivity

Let $\pi: \mathbb{R} \rightarrow \Lambda$ be the map defined in section 3. Λ is considered as a residue group of \mathbb{R} . Let E_1, \dots, E_N be all edges of Λ ordered by the positive direction of S^1 . Let $\lambda: C \rightarrow \Lambda$ be the canonical surjection. For a tropical curve $L \in \mathcal{P}(\mathbb{R}^2)$, we define $\sigma(L) \in \Lambda$ as follows.

$$C \cdot L = P_1 + \dots + P_r,$$

$$\sigma(L) = \lambda(P_1) + \dots + \lambda(P_r).$$

Lemma 5.1. $\sigma: \mathcal{P}(\mathbb{R}^2) \rightarrow \Lambda$ is locally constant.

Proof. σ is continuous by definition of the stable intersection. Let $\{L_t | 0 \leq t \leq 1\}$ be a continuous family of tropical curves with Newton complex \mathcal{N} such that C intersects L_t transversely for any t . Then there are points $P_{ijt} \in E_i$, edges $L_{ijt} \subset L_t$, and vectors $u_{ij} \in \mathbb{R}^2$ such that

i) $E_i \cdot L_t = \sum_j P_{ijt}$,

ii) $E_i \cap L_{ijt} = P_{ijt}$,

iii) u_{ij} is the weighted primitive vector of L_{ijt} starting at the vertex inside Λ , divided by $\mu_{P_{ijt}}$.

For L_0 and L_1 , we have the moment condition inside Λ :

$$\sum_{i,j} \text{moment}(u_{ij}, P_{ij0}) = 0,$$

$$\sum_{i,j} \text{moment}(u_{ij}, P_{ij1}) = 0.$$

From these,

$$\sum_{i,j} \left(\overrightarrow{P_{ij0}P_{ij1}} \times u_{ij} \right) = 0.$$

Since $u_{E_i} \times u_{ij} = -1$, this means

$$\sum_{i,j} (\lambda(P_{ij0}) - \lambda(P_{ij1})) = 0.$$

Thus $\sigma(L_0) = \sigma(L_1)$. □

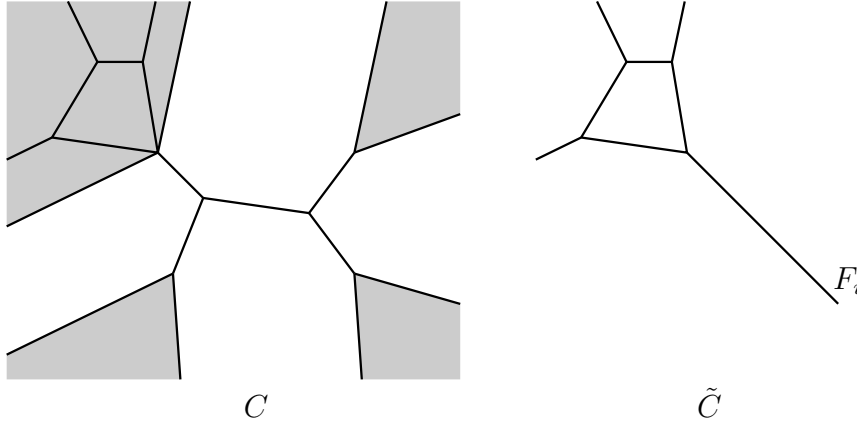


Figure 10:

Proof of the injectivity of φ . (Figure 10) Suppose

$$(P_1 + \cdots + P_g) - (Q_1 + \cdots + Q_g) = C \cdot L - C \cdot L',$$

$$P_i, Q_i \in \Lambda_i \setminus \text{Ver}(\Lambda_i),$$

$$\Delta(L) = \Delta(L').$$

Let \tilde{C} be the tropical curve consisting of Λ_1 and N rays F_1, \dots, F_N . Then $\deg(F_i \cdot L) = \deg(F_i \cdot L')$ because of the tropical Bezout's theorem. From Corollary 4.2 and Lemma 5.1, we have $\sigma(L) = \sigma(L')$. Thus $P_1 = Q_1$. □

References

- [1] T. Bogart, A. Jensen, D. Speyer, B. Sturmfels, R. Thomas. Computing tropical varieties. Preprint, arXiv:math.AG/0507563.

- [2] A. Gathmann. Tropical algebraic geometry. Preprint, arXiv:math.AG/0601322.
- [3] J. Richter-Gebert, B. Sturmfels, and T. Theobald. First Steps in Tropical Geometry. Preprint, arXiv:math.AG/0306366.
- [4] Z. Izhakian. Tropical Varieties, Ideals and An Algebraic Nullstellensatz. Preprint, arXiv:math.AC/0511059.
- [5] G. Mikhalkin. Enumerative tropical algebraic geometry in \mathbb{R}^2 . Preprint, arXiv:math.AG/0312530.
- [6] M. D. Vigeland. The group law on a tropical elliptic curve. Preprint, arXiv:math.AG/0411485.