

ITEP-44/99  
December 1999

# Non-BPS domain wall configurations in a supersymmetric model

V. A. GANI\*

*Moscow State Engineering Physics Institute (Technical University),  
Kashirskoe shosse, 31, Moscow, 115409, Russia*

*and*

*Institute of Theoretical and Experimental Physics, Russia*

A. E. KUDRYAVTSEV †

*Institute of Theoretical and Experimental Physics,  
B.Cheremushkinskaya, 25, Moscow, 117259, Russia*

## Abstract

We study the time evolution of configurations in the form of two parallel domain walls moving towards each other in a supersymmetric field model. The configurations involved are not BPS-saturated. It is found that for such collisions there exists some critical value  $v_{cr} \approx 0.9120$  of the initial velocity  $v_i$  of the walls. At  $v_i < v_{cr}$  we observed reflection, that was not followed by change of vacuum states sequence. In collisions with  $v_i > v_{cr}$  the sequence of vacuum states changes. The results of the numerical simulations are in agreement with "potential" consideration.

---

\*E-mail: gani@heron.itep.ru

†E-mail: kudryavtsev@vitep5.itep.ru

The dynamic properties of domain walls in supersymmetric theories have attracted some attention recently [1] - [6]. Depending on particular form of the superpotential being chosen, one obtains different sets of supersymmetric vacua and different structure of domain wall configurations interpolating between them. We restrict ourselves by consideration of the theory described by the superpotential

$$W(\Phi, X) = \frac{m^2}{\lambda}\Phi - \frac{1}{3}\lambda\Phi^3 - \alpha\Phi X^2, \quad (1)$$

where  $m$  is a mass parameter and  $\alpha$  and  $\lambda$  are coupling constants. We assume that  $\alpha$  and  $\lambda$  are real and positive. The Lagrangian for the real parts of the scalar fields is given for this theory by the expression

$$L = (\partial\phi)^2 + (\partial\chi)^2 - \left(\frac{m^2}{\lambda} - \lambda\phi^2 - \alpha\chi^2\right)^2 - 4\alpha^2\phi^2\chi^2. \quad (2)$$

The potential term of Eq. (2) has four degenerate vacuum states, shown in Fig. 1. This theory possess a wide class of domain walls, which link different vacua. Some of them satisfy first order differential equations analogous to the Bogomol'nyi-Prasad-Sommerfeld (BPS) equations [7]. The dynamic properties of the BPS configurations for this model were intensively studied recently [1] - [6]. This our work is devoted to the so-called non-BPS domain walls, i.e. configurations which link different vacua of the theory, but do not satisfy BPS equations.

It is convenient to work with dimensionless field variables  $f$  and  $h$ , defined as

$$\phi = \frac{m}{\lambda}f, \quad \chi = \frac{m}{\sqrt{\lambda\alpha}}h.$$

The Lagrangian (2) yields the following equations of motion for fields  $f$  and  $h$ :

$$\begin{aligned} f_{tt}^2 - \nabla^2 f - 2f(1 - f^2 - h^2) + \frac{4}{\rho}fh^2 &= 0, \\ h_{tt}^2 - \nabla^2 h - \frac{2}{\rho}h(1 - f^2 - h^2) + \frac{4}{\rho^2}hf^2 &= 0. \end{aligned} \quad (3)$$

Here  $\rho = \lambda/\alpha$ ,  $m = 1$ . It was shown (see, e.g., Ref. [5]) that for the case  $\rho = 4$  the field equations (3) possess an "elementary" walls, connecting vacua 3 and 2, 2 and 4. Their form may be obtained analytically [5]:

$$f_{32}(z) = \frac{1}{2}\left(1 + \tanh\frac{z}{2}\right), \quad h_{32}(z) = \sqrt{\frac{1}{2}\left(1 - \tanh\frac{z}{2}\right)}; \quad (4)$$

$$f_{24}(z) = \frac{1}{2}\left(1 - \tanh\frac{z}{2}\right), \quad h_{24}(z) = -\sqrt{\frac{1}{2}\left(1 + \tanh\frac{z}{2}\right)}, \quad (5)$$

here  $z$  is a space coordinate orthogonal to the walls. It is easy to see, that the rest energy of these  $3 \rightarrow 2$  and  $2 \rightarrow 4$  walls equals  $E_0 = 4/3$ .

Consider a non-BPS ansatz configuration  $3 \rightarrow 2 \rightarrow 4$  constructed from two elementary domain walls  $3 \rightarrow 2$  and  $2 \rightarrow 4$  located at  $z = -z_0$  and  $z = +z_0$  respectively. Let us take their simple superposition in the form

$$\begin{aligned} f_{324}(z, z_0) &= f_{32}(z + z_0) + f_{24}(z - z_0) - 1 , \\ h_{324}(z, z_0) &= h_{32}(z + z_0) + h_{24}(z - z_0) . \end{aligned} \quad (6)$$

Note, that from the system (3) the special "diagonal" solution  $3 \rightarrow 4$  can be easily found by substituting  $f = 0$ :

$$f_{34}(z) \equiv 0, \quad h_{34}(z) = -\tanh \frac{z}{2} . \quad (7)$$

The energy of such configuration is  $E_{34} = 16/3$ .

To get  $z_0$ -dependence of the energy of configuration (6) we have to insert (6) into Hamiltonian of the model. As a result we obtain

$$E_{324}(z_0) = 2E_0 + \Delta E_{324}(z_0) , \quad (8)$$

where

$$\begin{aligned} \Delta E_{324} &= \int_{-\infty}^{+\infty} dz \left[ 2 \frac{df_{32}}{dz} \frac{df_{24}}{dz} + 2\rho \frac{dh_{32}}{dz} \frac{dh_{24}}{dz} + (1 - f_{324}^2 - h_{324}^2)^2 + \frac{4}{\rho} f_{324}^2 h_{324}^2 \right. \\ &\quad \left. - (1 - f_{32}^2 - h_{32}^2)^2 - \frac{4}{\rho} f_{32}^2 h_{32}^2 - (1 - f_{24}^2 - h_{24}^2)^2 - \frac{4}{\rho} f_{24}^2 h_{24}^2 \right] . \end{aligned} \quad (9)$$

Here  $f_{32} = f_{32}(z + z_0)$ ,  $h_{32} = h_{32}(z + z_0)$ ,  $f_{24} = f_{24}(z - z_0)$ ,  $h_{24} = h_{24}(z - z_0)$ . We calculated the  $z_0$ -dependence of  $\Delta E_{324}$  numerically, see Fig. 2 (solid curve). At the limit of large  $z_0$  the configuration (6) looks like two isolated walls  $3 \rightarrow 2$  and  $2 \rightarrow 4$ . Therefore their total energy equals  $2E_0$ , and  $\Delta E_{324} \approx 0$ . As it is seen from Fig. 2, energy  $\Delta E_{324}$  increases with decreasing  $z_0$ . At  $z_0 = 0$   $\Delta E_{324}(0) \approx 3.119$ . It corresponds to  $E_{324}(0) = 2E_0 + \Delta E_{324}(0) \approx 5.786$ . Note, that  $E_{324}(0)$  is larger than  $E_{34} = 16/3 \approx 5.333$ . The energy of configuration  $3 \rightarrow 2 \rightarrow 4$  (6) has its absolute maximum at  $z_0 \approx -0.37$  when  $(\Delta E_{324})_{max} \approx 3.202$ . At large negative  $z_0$   $\Delta E_{324}(z_0)$  has asymptotic value about 2.274. In the range  $z_0 < 0$  configuration (6) actually has the shape of the  $3 \rightarrow 1 \rightarrow 4$  type, see Fig. 3.

It is clear, that we can construct an ansatz configuration  $3 \rightarrow 1 \rightarrow 4$  in analogy to (6):

$$\begin{aligned} f_{314}(z, z_0) &= f_{31}(z + z_0) + f_{14}(z - z_0) + 1 , \\ h_{314}(z, z_0) &= h_{31}(z + z_0) + h_{14}(z - z_0) , \end{aligned} \quad (10)$$

where

$$f_{31}(z) = -\frac{1}{2} \left( 1 + \tanh \frac{z}{2} \right), \quad h_{31}(z) = \sqrt{\frac{1}{2} \left( 1 - \tanh \frac{z}{2} \right)} ; \quad (11)$$

$$f_{14}(z) = -\frac{1}{2} \left( 1 - \tanh \frac{z}{2} \right), \quad h_{14}(z) = -\sqrt{\frac{1}{2} \left( 1 + \tanh \frac{z}{2} \right)}. \quad (12)$$

The energy of  $3 \rightarrow 1$  and  $1 \rightarrow 4$  walls is exactly the same as of  $3 \rightarrow 2$  or  $2 \rightarrow 4$ . Hence, the  $z_0$ -dependence of the energy of configuration (10) will be

$$E_{314}(z_0) = 2E_0 + \Delta E_{314}(z_0), \quad (13)$$

with "potential"  $\Delta E_{314}(z_0)$  analogous to  $\Delta E_{324}(z_0)$ , Eq. (9). The shape of  $\Delta E_{314}(z_0)$  is the same as of  $\Delta E_{324}(z_0)$ . As it was already mentioned, at  $z_0 < 0$  ansatz (6) has the shape of  $3 \rightarrow 1 \rightarrow 4$  type indeed. Obviously, configuration (10) at negative  $z_0$  has the shape of  $3 \rightarrow 2 \rightarrow 4$  type, see Fig. 3. Notice, that  $h_{324}(z, -z_0) \neq h_{314}(z, z_0)$ . If we would like to compare energies of configurations (6) or (10) that belong to one of these two types, we have to place curves  $\Delta E_{324}(z_0)$  and  $\Delta E_{314}(-z_0)$  (or curves  $\Delta E_{314}(z_0)$  and  $\Delta E_{324}(-z_0)$ ) in the same plot. Fig. 2 is constructed just in this way.

We solved field equations (3) numerically with initial conditions in the form of (6), where  $3 \rightarrow 2$  and  $2 \rightarrow 4$  walls located at some initial distance  $2z_0 \gg 1$  and are moving towards each other with some initial velocity  $v_i$ . Depending on the initial velocity we observed different types of evolution. If  $v_i$  is less than some critical value  $v_{cr}^{num}$ , walls  $3 \rightarrow 2$  and  $2 \rightarrow 4$  collide and then escape from each other to infinity. As a result we return to the configuration of the  $3 \rightarrow 2 \rightarrow 4$  type. At initial velocities  $v_i > v_{cr}^{num}$  the walls collide in a different way. The point is that after collision the configuration of the type  $3 \rightarrow 1 \rightarrow 4$  appears. From these numerical simulations we found  $v_{cr}^{num} \approx 0.9120$ . The presence of different regimes in such collisions is a consequence of the fact that the energy of configuration  $3 \rightarrow 2 \rightarrow 4$  is not degenerate with respect to the parameter  $z_0$ . So, we have a kind of "potential" interaction between  $3 \rightarrow 2$  and  $2 \rightarrow 4$  domain walls. It is worth to mention here, that in the case of BPS-saturated (or simply BPS) walls [6] there is no potential interaction. The latter property is a consequence of the degeneracy in energies of configurations with different interwall distances, analogous to our parameter  $z_0$ .

Existence of the critical velocity can be understood in terms of the potential approach. From Fig. 2 it is seen, that if the initial kinetic energy of the walls  $3 \rightarrow 2$  and  $2 \rightarrow 4$  is smaller than  $\Delta E^* \approx 3.119$ , then (inelastic) reflection may be expected. If the kinetic energy of the walls exceeds  $\Delta E^*$ , it is natural to expect that configurations of the type (6) with negative  $z_0$  appear. But configuration (6) at negative  $z_0$  is of the type  $3 \rightarrow 1 \rightarrow 4$  indeed, and from Fig. 2 we see, that in this sector configurations (10) have smaller energy. Hence, configuration (6) at negative  $z_0$  transforms into (10). In further evolution the walls  $3 \rightarrow 1$  and  $1 \rightarrow 4$  escape to infinity.

It is also worth mentioning, that the initial configuration (6) with  $z_0 = 0$  and  $v_i = 0$  looks like some excitation over the static solution (7). After emission of part of energy in the form of waves, the evolution of this initial configuration ( $z_0 = 0$ ,  $v_i = 0$ ) leads to formation of an excited kink of type (7) (wobbling kink). We were unable to get this wobbling kink solution

making numerical calculations of the equations of motion (3) with initial conditions (6) when either  $z_0$  or  $v_i$  was not equal to zero.

### **Acknowledgments**

We are thankful to M. B. Voloshin for useful discussions. One of the authors (V. A. Gani) would like to thank E. A. Smirnova for placing in our disposal some hardware resources and data transfer channel.

This work was supported in part by the Russian Foundation for Basic Research under grants No 98-02-17316 and No 96-15-96578. The work of V. A. Gani was also supported by the INTAS Grant No 96-0457 within the research program of the International Center for Fundamental Physics in Moscow.

## Figure captions

**Fig. 1.** Locations of the vacuum states of the model.

**Fig. 2.** The profile of the potential  $\Delta E_{324}$  versus  $z_0$  (solid curve) and the profile of the potential  $\Delta E_{314}$  versus  $(-z_0)$  (dashed curve).

**Fig. 3.** Profiles of  $f(z)$  (solid lines) and  $h(z)$  (dashed lines) for configurations  $3 \rightarrow 2 \rightarrow 4$  and  $3 \rightarrow 1 \rightarrow 4$  at  $z_0 = \pm 10.0$ .

## References

- [1] M. A. Shifman, M. B. Voloshin, Phys. Rev. **D57**, 2590 (1998).
- [2] M. B. Voloshin, Phys. Rev. **D57**, 1266 (1998).
- [3] M. A. Shifman, Phys. Rev. **D57**, 1258 (1998).
- [4] A. V. Smilga, A. I. Veselov, Nucl. Phys. **B515**, 163 (1998).
- [5] S. V. Troitsky, M. B. Voloshin, Phys. Lett. **B449**, 17 (1999).
- [6] V. A. Gani, A. E. Kudryavtsev, preprint ITEP-15/99; hep-th/9904209.
- [7] E. Bogomol'nyi, Sov. J. Nucl. Phys., **24**, 449 (1976);  
M. K. Prasad, C. H. Sommerfeld, Phys. Rev. Lett., **35**, 760 (1976).

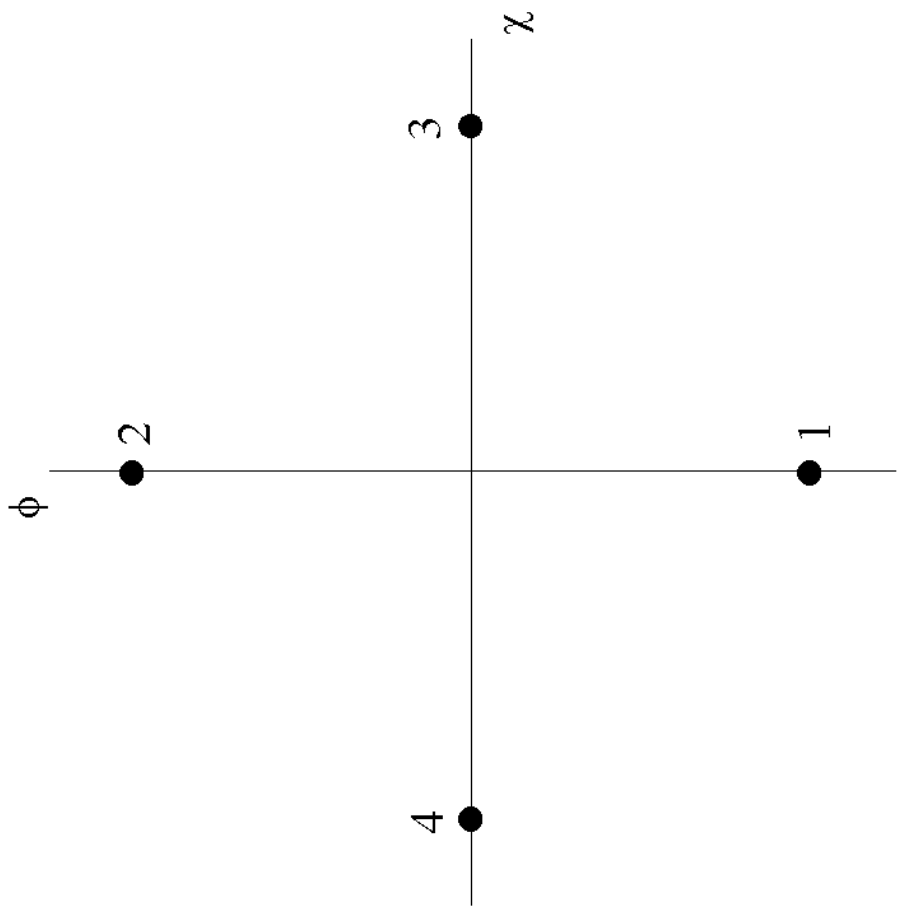


Fig. 1

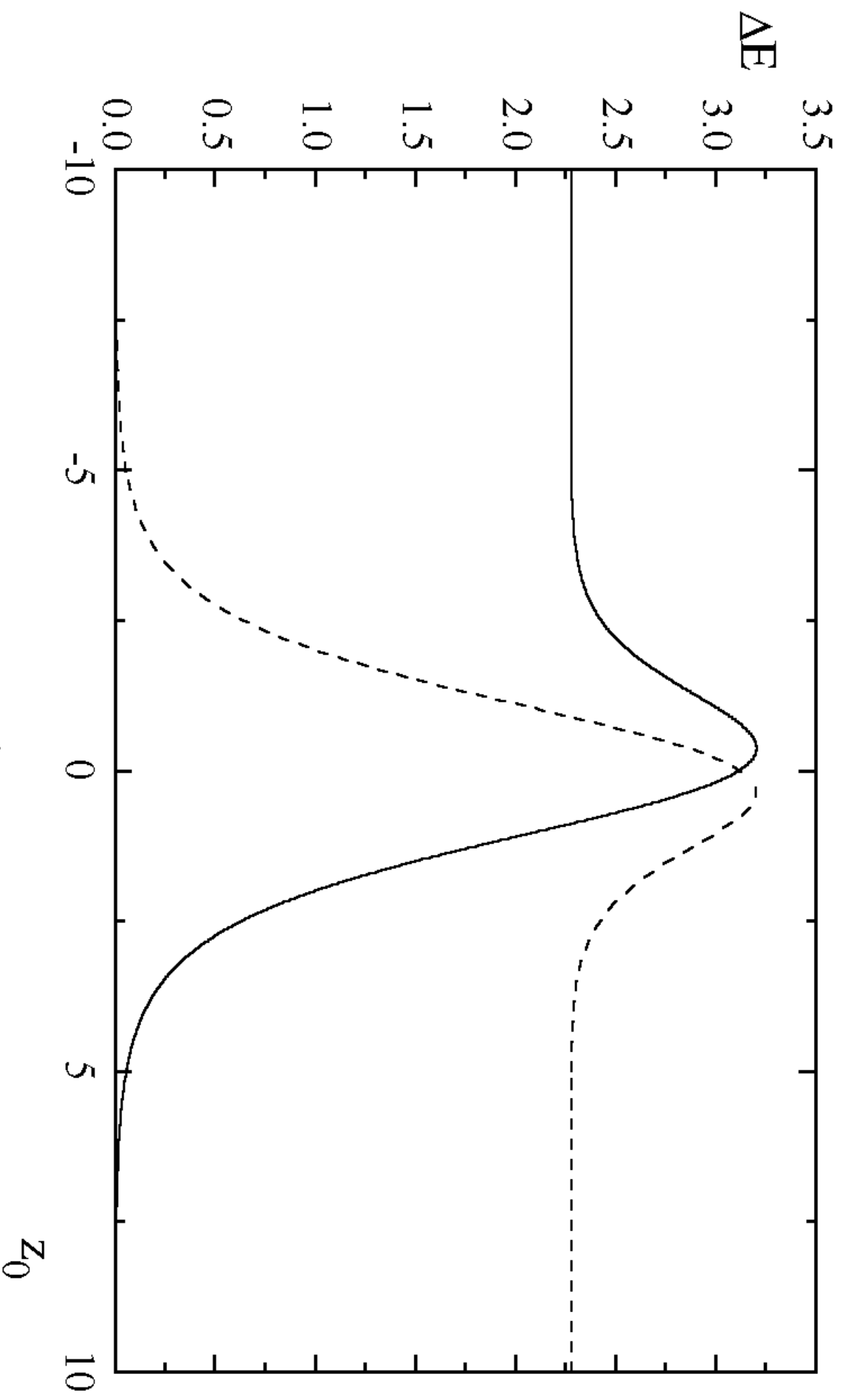


Fig. 2



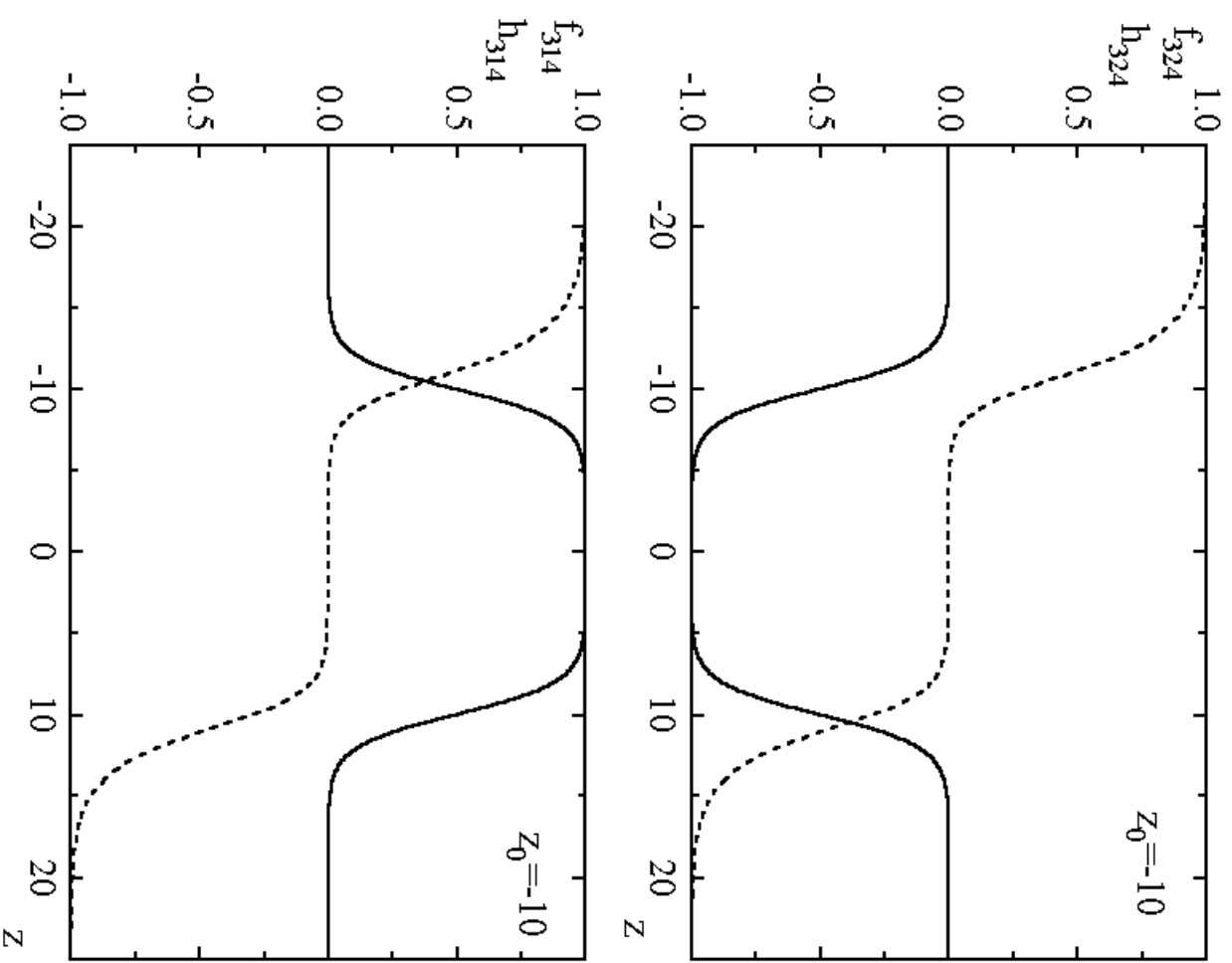
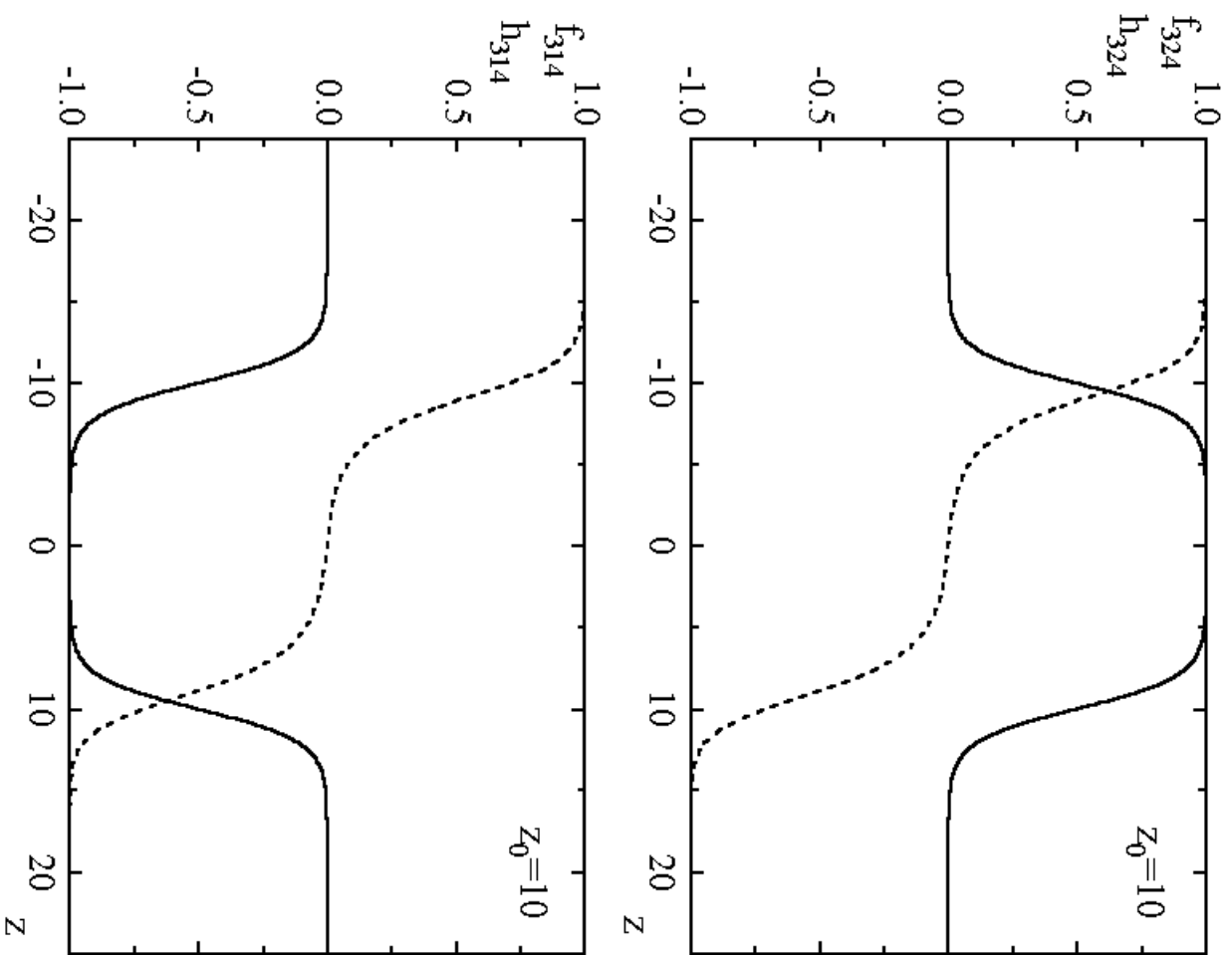


Fig. 3