

Numerical Kähler-Einstein metric on the third del Pezzo

Charles Doran

Department of Mathematics, University of Washington, Seattle, WA 98195-1560, USA
doran@math.washington.edu

Matthew Headrick

Stanford Institute for Theoretical Physics, Stanford, CA 94305-4060, USA
headrick@stanford.edu

Christopher P. Herzog

Department of Physics, University of Washington, Seattle, WA 98195-1560, USA
herzog@phys.washington.edu

Joshua Kantor

Department of Mathematics, University of Washington, Seattle, WA 98195-1560, USA
jkantor@math.washington.edu

Toby Wiseman

Blackett Laboratory, Imperial College London, London SW7 2AZ, UK
t.wiseman@ic.ac.uk

ABSTRACT: The third del Pezzo surface admits a unique Kähler-Einstein metric, which is not known in closed form. The manifold's toric structure reduces the Einstein equation to a single Monge-Ampère equation in two real dimensions. We numerically solve this nonlinear PDE using three different algorithms, and describe the resulting metric. The first two algorithms involve simulation of Ricci flow, in complex and symplectic coordinates respectively. The third algorithm involves turning the PDE into an optimization problem on a certain space of metrics, which are symplectic analogues of the “algebraic” metrics used in numerical work on Calabi-Yau manifolds. Our algorithms should be applicable to general toric manifolds. Using our metric, we compute various geometric quantities of interest, including Laplacian eigenvalues and a harmonic $(1, 1)$ -form. The metric and $(1, 1)$ -form can be used to construct a Klebanov-Tseytlin-like supergravity solution.

Contents

1. Introduction	2
2. Gauge/gravity duality	4
3. Mathematical background	6
3.1 Complex and symplectic coordinates	6
3.2 Boundary conditions and the canonical metric	8
3.3 Examples	9
3.4 The Monge-Ampère equation	10
3.5 Volumes	12
3.6 The Laplacian	12
3.7 Harmonic (1,1)-forms	13
3.8 More on dP_3	14
4. Ricci flow	15
4.1 Complex coordinates	17
4.2 Symplectic coordinates	18
4.3 Results	19
4.4 Laplacian eigenvalues	20
5. Symplectic polynomials	25
6. Constrained optimization	28
6.1 Laplacian eigenvalues	31
6.2 Harmonic (1,1)-forms	32
7. Discussion	33
A. Canonical metric on $\mathbb{C}P^2$	35
B. Numerical Ricci flow implementation and error estimates	35
B.1 Implementation in complex coordinates	35
B.2 Implementation in symplectic coordinates	36
B.3 Simulation of Ricci flow	37
B.4 Convergence tests	37
C. D_6-invariant polynomials	39

1. Introduction

Kähler metrics on manifolds play an important role in mathematics and physics. As Yau demonstrated [1], in the Kähler case it is often possible to prove the existence (or nonexistence) of metrics which solve the Einstein equation. While it is extremely valuable to know whether they exist, for many purposes one also wants to know their specific form. The existence theorems, however, are generally non-constructive, and explicit examples of Kähler-Einstein metrics are rare. This state of affairs naturally leads to the following question: Is it possible, in practice, to find accurate numerical approximations to these metrics using computers? The last two years have seen significant success, with a variety of different algorithms providing numerical solutions to the Einstein equation on the Calabi-Yau surface K3 [2–4] and on a three-fold [5]. The Kähler property proved to be as crucial for this numerical work as it was for the existence theorems.

In this paper we extend this success to a non-Calabi-Yau manifold, namely $\mathbb{C}\mathbb{P}^2$ blown up at three points ($\mathbb{C}\mathbb{P}^2 \# 3\overline{\mathbb{C}\mathbb{P}^2}$), also known as the third del Pezzo surface (dP_3). This manifold is known by work of Siu [7] and Tian-Yau [6] to admit a Kähler-Einstein metric with positive cosmological constant, but as in the Calabi-Yau case that metric is not known explicitly. An important property of dP_3 that differentiates it from Calabi-Yau manifolds is that it is *toric*. Toric manifolds are a special class of Kähler manifolds whose $U(1)^n$ isometry group (where n is the manifold’s complex dimension) allows even greater analytical control, and we develop algorithms for solving the Einstein equation that specifically exploit this structure. We should also note that the Kähler-Einstein metric on dP_3 is unique (up to rescaling); therefore, rather than having a moduli space of metrics as we have in the case of Calabi-Yau manifolds, there is only one metric to compute.

On the physics side, the Kähler-Einstein metric on dP_3 is important because it can be used to construct an example of a gauge/gravity duality. These dualities provide a bridge between physical theories of radically different character, allowing computation in one theory using the methods of its dual. Given the Kähler-Einstein metric on dP_3 , one can construct a five-dimensional Sasaki-Einstein metric. Compactifying type IIB supergravity on this manifold one obtains an AdS₅ supergravity solution, which has a known superconformal gauge theory dual [8–10]. An interesting generalization includes a 3-form flux from wrapped D5-branes. This flux can be written in terms of a harmonic (1,1)-form on dP_3 , which we also compute numerically in this paper. The resulting supergravity solution (the analogue of the Klebanov-Tseytlin solution on the conifold [11]) is nakedly singular, but is the first step toward finding the full supergravity solution on the smoothed-out cone (the analogue of the Klebanov-Strassler warped deformed conifold [12]). This smoothed-out cone is dual to a

cascading gauge theory, and knowing the explicit form of the supergravity solution would be useful for both gauge theory and cosmology applications. This physics background is explained in detail in Section 2.

In Section 3, we review the mathematical background necessary for understanding the rest of the paper. Here we closely follow the review article on toric geometry by Abreu [13]. We explain the two natural coordinate systems on a toric manifold, namely complex and symplectic coordinates. In complex coordinates, the metric is encoded in the Kähler potential, and in symplectic coordinates in the symplectic potential; these two functions are related by a Legendre transform. In either coordinate system, the Einstein equation reduces to a single nonlinear partial differential equation, of Monge-Ampère type, for the corresponding potential. Thanks to the $U(1)^n$ symmetry, this PDE is in half the number of dimensions of the original manifold (two real dimensions for dP_3). In this section we also derive the equation we need for the $(1, 1)$ -form, and give all the necessary details about dP_3 .

In this paper we describe three different methods to solve the Monge-Ampère equation. In Section 4 we explain the first two methods, which involve numerically simulating Ricci flow in complex and symplectic coordinates respectively. Specifically, we use a variant of Ricci flow (normalized) that includes a Λ term,

$$\frac{\partial g_{\mu\nu}}{\partial t} = -2R_{\mu\nu} + 2\Lambda g_{\mu\nu}, \quad (1.1)$$

whose fixed points are clearly Einstein metrics with cosmological constant Λ . According to a recent result of Tian-Zhu [14], on a manifold which admits a Kähler-Einstein metric, the flow (4.1) converges to it starting from any metric in the same Kähler class. Our simulations behaved accordingly, yielding Kähler-Einstein metrics accurate (at the highest resolutions we employed) to a few parts in 10^6 (and which agree with each other to within that error). Numerical simulations of Ricci flow have been studied before in a variety of contexts [15–17], but as far as we know this is the first time they have been used to find a new solution to the Einstein equation (aside from a limited exploration of its use on K3 [2]). In this section we also explore the geometry of this solution, and discuss a method for computing eigenvalues and eigenfunctions of the Laplacian in that background.

In Section 5 we introduce a different way to represent the metric, based on certain polynomials in the symplectic coordinates. This non-local representation is a symplectic analogue of the “algebraic” metrics on Calabi-Yau manifolds employed in numerical work by Donaldson [3] and Douglas et al. [4, 5]. To demonstrate the utility of this representation we give a low order polynomial fit to the numerical solutions found by Ricci flow, that can be written on one line and yet agrees with the true solution to one part in 10^3 , and everywhere satisfies the Einstein condition to better than 10%.

In Section 6 we discuss our third method to compute the Kähler-Einstein metric. As above we represent the metric using polynomials in the symplectic coordinates, but now we constrain the polynomial coefficients by solving the Monge-Ampère equation order by order in the coordinates. This leaves a small number of undetermined coefficients, which we compute

by minimizing an error function. Using this method we obtain numerical metrics of similar accuracy to those found by Ricci flow. By a similar method we also calculate eigenvalues and eigenfunctions of the Laplacian, and the harmonic (1,1)-form.

We conclude the paper with a brief discussion of the three methods and their relative merits in Section 7.

At the two websites [21], we have made available for download the full numerical data representing our metrics, as well as Mathematica notebooks that input the data and allow the user to work with those metrics. The codes used to generate the data are also available on those websites.

We believe that all of the methods we present here can be applied to a general toric manifold. We will report elsewhere on an application to dP_2 [18], which does not admit a Kähler-Einstein metric but does admit a Kähler-Ricci soliton [19]. For future work, there is also a natural analogue of dP_3 to study in three complex dimensions. From Batyrev's classification of toric Fano threefolds, it follows that there are precisely two of them that admit Kähler-Einstein metrics which are not themselves products of lower dimensional manifolds [20, Section 4]. One of these is $\mathbb{C}P^3$. The other is the total space of the projectivization of the rank two bundle $\mathcal{O} \oplus \mathcal{O}(1, -1)$ over $\mathbb{C}P^1 \times \mathbb{C}P^1$. Its Delzant polytope (see Section 3 for the definition) possesses a D_4 symmetry, and a fundamental region is simply a tetrahedron.

While this work was in progress we have learned that Kähler-Einstein metrics on dP_3 have also been computed in [22] using the methods of [3].

2. Gauge/gravity duality

A prototypical example of a gauge/gravity duality which provides the physics motivation for studying dP_3 is the Klebanov-Strassler (KS) supergravity solution [12]. (Mathematicians may wish to skip this section.) The KS solution is a solution of the type IIB supergravity equations of motion. The space-time is a warped product of Minkowski space $\mathbb{R}^{1,3}$ and the deformed conifold X . The affine variety X has an embedding in \mathbb{C}^4 defined by

$$\sum_{i=1}^4 z_i^2 = \epsilon \tag{2.1}$$

where $z_i \in \mathbb{C}$. There are also a variety of nontrivial fluxes in this solution which we will return to later.

One important aspect of the KS solution is its conjectured duality to a non-abelian gauge theory, namely the cascading $SU(N) \times SU(N + M)$ $\mathcal{N} = 1$ supersymmetric gauge theory with bifundamental fields A_i and B_i , $i = 1$ or 2 , and superpotential

$$W = \epsilon_{ij} \epsilon_{kl} A_i B_k A_j B_l . \tag{2.2}$$

This theory is similar in a number of respects to QCD; it exhibits renormalization group flow, chiral symmetry breaking, and confinement. Moreover, all of these properties can be understood from the dual gravitational perspective.

In addition to its gauge theory applications, the KS solution is important for cosmology. Treating the deformed conifold as a local feature of a compact Calabi-Yau manifold, the KS solution provides a string compactification with a natural hierarchy of scales in which all the complex moduli are fixed [23]. Stabilizing the Kähler moduli as well [24], the KS solution can become a metastable string vacuum and thus a model of the real world. In this context, inflation might correspond to the motion of D-branes [25] and cosmic strings might be the fundamental and D-strings of type IIB string theory [26].

One naturally wonders to what extent the cosmological and gauge theoretic applications depend upon the choice of the deformed conifold. A natural way to generalize X is to consider smoothings of other Calabi-Yau singularities. One such family of singularities involves a Calabi-Yau where a del Pezzo surface dP_n shrinks to zero size. (Here dP_n is \mathbb{CP}^2 blown up at n points.) Note we are distinguishing here between resolutions — or Kähler structure deformations — where even dimensional cycles are made to be of finite size, and smoothings — complex structure deformations — where a three dimensional cycle is made finite. Using toric geometry techniques, Altmann [27] has shown that the total space of the canonical bundle over dP_1 admits no smoothings, while dP_2 admits one and dP_3 two.¹ The higher dP_n are not toric. Thus two relatively simple candidates for generalizing the KS solution are smoothed cones over the complex surfaces dP_2 and dP_3 .

Without knowing the details of the metric on the smoothed cone X , one can show that a generalization of the KS solution exists for such warped products [32]. The solution will have a ten dimensional line element of the form

$$ds^2 = h(p)^{-1/2} \eta_{\mu\nu} dx^\mu dx^\nu + h(p)^{1/2} ds_X^2 , \quad (2.3)$$

where ds_X^2 is the line element on X , $p \in X$, the map $h : X \rightarrow \mathbb{R}^+$ is called the “warp factor”, and $\eta_{\mu\nu}$ is the Minkowski tensor for $\mathbb{R}^{1,3}$ with signature $(-+++)$. There are also a variety of nontrivial fluxes turned on in this solution. There is a five form flux

$$F_5 = dC_4 + \star dC_4 , \text{ where } C_4 = \frac{1}{g_s h} dx^0 \wedge dx^1 \wedge dx^2 \wedge dx^3 , \quad (2.4)$$

and where g_s is the string coupling constant. The finite smoothing indicates the presence of a harmonic $(2,1)$ -form $\omega_{2,1}$ which we take to be imaginary self-dual: $\star_X \omega_{2,1} = i\omega_{2,1}$. From $\omega_{2,1}$ we construct a three-form flux $G_3 = C\omega_{2,1}$ where C is a constant related to the rank of the gauge group in the dual theory. The warp factor satisfies the relation

$$\Delta_X h = -\frac{g_s^2}{12} G_{abc} (G^*)^{\widetilde{abc}} , \quad (2.5)$$

where the indices on G_3 are raised and the Laplacian Δ_X is constructed using the line element ds_X^2 without the warp factor. Although this solution holds for general X , clearly in order to

¹The physical relevance of this fact for supersymmetry breaking was pointed out in [28–30] (see also [31] for a more recent account).

know detailed behavior of the fluxes and warp factor as a function of p , we need to know a metric on X .

From this perspective, we have chosen to study dP_3 and not dP_2 in this paper because dP_3 is known to have a Kähler-Einstein metric [6] while dP_2 does not [33]. Given that dP_3 is Kähler-Einstein, we can construct a singular Calabi-Yau cone over dP_3 in a straightforward manner:

$$ds_X^2 = dr^2 + r^2 [(d\psi + \sigma)^2 + ds_V^2] , \quad (2.6)$$

where $\sigma = -2i(\partial f - \bar{\partial} f)$ and f is half the Kähler potential on $V = dP_3$. Here ds_V^2 is a Kähler-Einstein line element on dP_3 . In a hopefully obvious notation, r is the radius of the cone and ψ an angle. Although such a cone over dP_2 probably exists as well, it will involve an irregular Sasaki-Einstein manifold as an intermediate step; the metric on the Sasaki-Einstein manifold over dP_2 is not yet known.

Given that dP_3 is Kähler-Einstein, the problem of finding $\omega_{2,1}$ on the singular cone reduces to finding a harmonic $(1,1)$ -form θ on dP_3 such that $\theta \wedge \omega = 0$ (where ω is the Kähler form on V) and $\star_V \theta = -\theta$, as pointed out in [34]. The relation between $\omega_{2,1}$ and θ is $\omega_{2,1} = (-idr/r + d\psi + \sigma) \wedge \theta$.

In addition to finding a numerical Kähler-Einstein metric on dP_3 , we will also find a numerical $(1,1)$ -form θ , thus yielding a singular generalization of the KS solution for dP_3 . Historically, before the KS solution, Klebanov and Tseytlin [11] derived exactly such a singular solution for the singular conifold. Although we have not produced a numerical solution for $h(p)$, with the explicit metric and numerical $(1,1)$ -form for dP_3 in hand, we have all the necessary ingredients to calculate $h(p)$. The KT solution for dP_1 is known [35].

The next step would be to find a Ricci flat metric and imaginary self-dual $(2,1)$ -form on the smoothed cone over dP_3 , thus providing a generalization of the KS solution. Such a solution would open up many future directions of study, both in gauge theory and cosmology. To name a handful of possibilities, one could compute k -string tensions of the confining low energy gauge theory dual to this dP_3 background, generalizing work of [36]. Alternatively, treating the SUGRA solution as a cosmology, one could compute annihilation cross sections of cosmic strings [26] or slow roll parameters for D-brane inflation [25].

3. Mathematical background

3.1 Complex and symplectic coordinates

The formalism we use to construct our numerical Kähler-Einstein metric on dP_3 is based on work by Guillemin [37] and later developed by Abreu [13]. Here we summarize this formalism.

We consider an n (complex) dimensional compact Kähler manifold M . The manifold is equipped with the following three tensors:

- A complex structure $J^\mu{}_\nu$ satisfying $J^\mu{}_\nu J^\nu{}_\lambda = -\delta^\mu{}_\lambda$.
- A symplectic form (also called in this context a Kähler form) ω , which is a non-degenerate closed two-form.

- A positive-definite metric $ds^2 = g_{\mu\nu}dx^\mu dx^\nu$.

These tensors are related to each other by:

$$g_{\mu\nu} = \omega_{\mu\lambda} J^\lambda{}_\nu. \quad (3.1)$$

Now let M also be a toric manifold. Tensors which are invariant under its $U(1)^n = T^n$ group of diffeomorphisms we call toric. In particular, we will restrict our attention to toric metrics. Let M° be the subset of M which is acted on freely by that group. There is a natural set of n complex coordinates $z = u + i\theta$ on M° , where $u \in \mathbb{R}^n$ and $\theta \in T^n$ ($\theta_i \sim \theta_i + 2\pi$); the $U(1)^n$ acts on θ and leaves u fixed. Given that the manifold is Kähler, the metric may locally be expressed in terms of the Hessian of a Kähler potential $f(z)$.² Because $g_{\mu\nu}$ is invariant under the action of $U(1)^n$, the potential can be chosen to be a function of u . The line element is

$$ds^2 = g_{i\bar{j}} dz_i d\bar{z}_j + g_{\bar{i}j} d\bar{z}_i dz_j = F_{ij} (du_i du_j + d\theta_i d\theta_j), \quad (3.2)$$

where we have introduced $F_{ij}(u)$:

$$g_{i\bar{j}} = 2 \frac{\partial^2 f}{\partial z_i \partial \bar{z}_j} = \frac{1}{2} \frac{\partial^2 f}{\partial u_i \partial u_j} = \frac{1}{2} F_{ij}. \quad (3.3)$$

The Kähler form is

$$\omega = 2i\partial\bar{\partial}f = ig_{i\bar{j}} dz_i \wedge d\bar{z}_j = F_{ij} du_i \wedge d\theta_j. \quad (3.4)$$

The complex structure in these coordinates is trivial:

$$-J^{u_i}{}_{\theta_j} = J^{\theta_i}{}_{u_j} = \delta_j^i, \quad J^u{}_u = J^\theta{}_\theta = 0. \quad (3.5)$$

It is often convenient to work with symplectic coordinates $w = x + i\theta$, which are related to the complex coordinates by:

$$x \equiv \frac{\partial f}{\partial u}. \quad (3.6)$$

Under this map (also known as the moment map), \mathbb{R}^n is mapped to the interior P° of a convex polytope $P \subset \mathbb{R}^n$ which is given by the intersection of a set of linear inequalities,

$$P = \{x : l_a(x) \geq 0 \forall a\}, \quad l_a(x) = v_a \cdot x + \lambda_a; \quad (3.7)$$

the index a labels the faces, and the normal vector v_a to each face is a primitive element of \mathbb{Z}^n . These v_a define the toric fan in the complex coordinates z . We will see that the λ_a determine the Kähler class of the metric. In terms of these new coordinates, the Kähler form becomes trivial:

$$\omega = dx_i \wedge d\theta_i. \quad (3.8)$$

Introducing the symplectic potential, which is the Legendre transform of f ,

$$g(x) = u \cdot x - f(u), \quad (3.9)$$

²We follow the conventions of Abreu [13]. Note that f is one-half the usual definition of the Kähler potential.

the line element can be written

$$ds^2 = G_{ij} dx_i dx_j + G^{ij} d\theta_i d\theta_j, \quad (3.10)$$

where

$$G_{ij} = \frac{\partial^2 g}{\partial x_i \partial x_j}, \quad (3.11)$$

and G^{ij} is the inverse of G_{ij} . Note that, while F_{ij} is regarded as a function of u and G^{ij} as a function of x , under the mapping (3.6) the two matrices are equal to each other. The complex structure in symplectic coordinates is given by:

$$J^{x_i \theta_j} = -G^{ij}, \quad J^{\theta_i x_j} = G_{ij}, \quad J^x_x = J^\theta_\theta = 0. \quad (3.12)$$

To summarize, the complex and symplectic coordinate systems are related to each other by a Legendre transform:

$$x = \frac{\partial f}{\partial u}, \quad u = \frac{\partial g}{\partial x}, \quad f(u) + g(x) = u \cdot x, \quad F_{ij}(u) = G^{ij}(x). \quad (3.13)$$

Note that the whole system (complex and symplectic coordinate systems) has four gauge invariances under which the metric is invariant and the relations (3.13) are preserved:

1. $f(u) \rightarrow f(u) + c$, $g(x) \rightarrow g(x) - c$ for any constant c ;
2. $f(u) \rightarrow f(u) + k \cdot u$, $x \rightarrow x + k$ for any vector k ;
3. $g(x) \rightarrow g(x) + k \cdot x$, $u \rightarrow u + k$ for any vector k ;
4. $x \rightarrow M \cdot x$, $u^t \rightarrow u^t \cdot M^{-1}$ for any element $M \in GL(n, \mathbb{Z})$ (the ring \mathbb{Z} is necessary to preserve the integrality of the boundary vectors v_a).

However, gauge invariances (2) and (4) are broken by the polytope down to the subgroup of $\mathbb{R}^n \rtimes GL(n, \mathbb{Z})$ under which P is invariant.

3.2 Boundary conditions and the canonical metric

The complement of M° in M consists of points where one or more circles in the T^n fiber degenerate. In order to have a smooth metric on all of M , there are two boundary conditions that must be imposed on $f(u)$, or equivalently $g(x)$. These are somewhat easier to express in the symplectic coordinate system. The first condition is that, as we approach a face of the polytope, the part of the metric parallel to the face, should not degenerate (or become infinite). Technically the requirement is that the function

$$\det G_{ij} \prod_a l_a, \quad (3.14)$$

which is positive in the interior of the polytope, should extend to a smooth positive function on the entire polytope. The second condition is that the shrinking circle(s) should go to zero

size at the correct rate in order to avoid having a conical singularity. To express this boundary condition in terms of g , Guillemin [37] and Abreu [13] introduced the *canonical* symplectic potential:

$$g_{\text{can}} \equiv \frac{1}{2} \sum_a l_a \ln l_a. \quad (3.15)$$

This canonical potential leads to a metric on M that is free of conical singularities. Furthermore, every smooth metric corresponds to a g that differs from g_{can} by a function that is smooth on the entire polytope; we will call this function h :

$$g = g_{\text{can}} + h. \quad (3.16)$$

So far, we considered a toric manifold with a fixed metric. In general, a given toric manifold will admit many different toric metrics, i.e. Kähler metrics invariant under the given $U(1)^n$ diffeomorphism group. These will be described by functions $g(x)$ (or $f(u)$) that differ by more than the gauge transformations listed above. Metrics with the same polytope (modulo the gauge transformations 2 and 4, which act on the polytope) are in the same Kähler class. In general, the topology of the manifold is determined by the number and angles of the polytope's faces, i.e. the vectors v_a (modulo gauge transformation 4), while the Kähler class is determined by their positions, i.e. the numbers λ_a (modulo gauge transformation 2). If the λ_a are all equal, then the Kähler class is proportional to the manifold's first Chern class. More specifically, if $\lambda_a = \Lambda^{-1}$ for all a , then $\Lambda[\omega] = 2\pi c_1(M)$. The case of interest, dP_3 , has $c_1(M) > 0$, so we must take $\Lambda > 0$.

3.3 Examples

In one complex dimension, there is only one compact toric manifold, \mathbb{CP}^1 . The corresponding polytope P is simply the interval, whose length determines the Kähler modulus. We take $P = [-\lambda, \lambda]$. The canonical symplectic potential

$$g_{\text{can}}(x) = \frac{1}{2} ((\lambda + x) \ln(\lambda + x) + (\lambda - x) \ln(\lambda - x)) \quad (3.17)$$

yields the round metric of radius $\sqrt{\lambda}$:

$$ds_{\text{can}}^2 = \frac{\lambda}{\lambda^2 - x^2} dx^2 + \frac{\lambda^2 - x^2}{\lambda} d\theta^2. \quad (3.18)$$

The Kähler coordinate u is related to x by

$$x = \lambda \tanh u, \quad (3.19)$$

and the Kähler potential is

$$f_{\text{can}}(u) = \lambda \ln \cosh u, \quad (3.20)$$

giving the metric in the form

$$ds_{\text{can}}^2 = \lambda \operatorname{sech}^2 u (du^2 + d\theta^2). \quad (3.21)$$

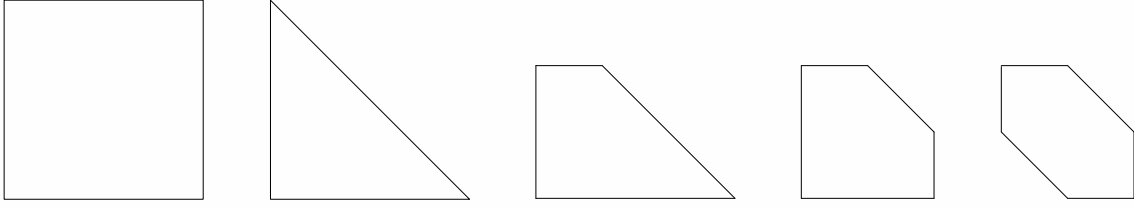


Figure 1: The polytopes for the five compact toric manifolds with positive first Chern class: from left to right, $\mathbb{C}\mathbb{P}^1 \times \mathbb{C}\mathbb{P}^1$, $\mathbb{C}\mathbb{P}^2$, dP_1 , dP_2 , dP_3 . Each polytope is drawn such that the λ_a for all its faces are equal, corresponding to the Kähler class being proportional to the first Chern class.

There are five compact toric surfaces with positive first Chern class (i.e. toric Fano surfaces); their polytopes are shown in Fig. 1. $\mathbb{C}\mathbb{P}^1 \times \mathbb{C}\mathbb{P}^1$ has two moduli, the sizes of the two $\mathbb{C}\mathbb{P}^1$ factors; when these are equal the canonical metric is Einstein. $\mathbb{C}\mathbb{P}^2$ has only a size modulus, and again the canonical metric is Einstein, as shown in Appendix A. The del Pezzo surfaces dP_1 , dP_2 , and dP_3 have two, three, and four moduli respectively. Their canonical metrics are never Einstein. Indeed, dP_1 and dP_2 do not admit Kähler-Einstein metrics at all [33], essentially because their Lie algebra of holomorphic one-forms is not reductive. The case of dP_3 is special. On the one hand, it is known to admit a toric Kähler-Einstein metric [6]. On the other hand, that metric is not the canonical one; indeed it is not known in closed form — hence the necessity of computing it numerically. dP_3 is discussed in more detail in Section 3.8 below.

3.4 The Monge-Ampère equation

As usual for a Kähler manifold, the Ricci curvature tensor $R_{i\bar{j}}$ can be written in complex coordinates z in a simple way, namely

$$R_{i\bar{j}} = -\frac{\partial^2}{\partial z_i \partial \bar{z}_j} \ln \det g_{k\bar{l}} . \quad (3.22)$$

Recall that there is a two-form $\mathcal{R} = iR_{i\bar{j}}dz^i \wedge d\bar{z}^j$ associated with $R_{i\bar{j}}$ where the class $[\mathcal{R}] = 2\pi c_1(M)$. We are interested in Kähler-Einstein metrics on M , that is metrics which satisfy the following relation

$$R_{i\bar{j}} = \Lambda g_{i\bar{j}} \quad (3.23)$$

for some fixed Λ . As explained above, this implies that $\lambda_a = \Lambda^{-1}$ for all a . The sign of Λ is not arbitrary but is fixed by the first Chern class of M , which we are now assuming to be positive.

Given (3.22), we may integrate (3.23) twice, yielding

$$\ln \det F_{ij} = -2\Lambda f + \gamma \cdot u - c \quad (3.24)$$

where γ and c are integration constants. In symplectic coordinates, this becomes

$$\ln \det G_{ij} = -2\Lambda g + \frac{\partial g}{\partial x} \cdot (2\Lambda x - \gamma) + c . \quad (3.25)$$

Both (3.24) and (3.25) are examples of Monge-Ampère type equations, which must be solved with the boundary conditions discussed in Section 3.2 above. The values of the constants γ and c in these equations are arbitrary; given a solution with one set of values, a solution with any other set can be obtained using gauge transformations (1) and (2). However, as discussed above, gauge transformation (2) acts on the polytope P by a translation. Therefore, if we fix the position of P , there will be a unique γ such that (3.25) admits a solution.

Since the boundary conditions are non-standard, it is worth exploring them in more detail. Again, we work in the symplectic coordinate system. Recall that the condition for a smooth metric was that $h(x)$, defined by

$$g = g_{\text{can}} + h, \quad (3.26)$$

be smooth on P , including on its boundary. We can re-write (3.25) in terms of h as follows:

$$\ln \det \left(\delta_{ij} + G_{\text{can}}^{ik} \frac{\partial^2 h}{\partial x_k \partial x_j} \right) = -2\Lambda h + \frac{\partial h}{\partial x} \cdot (2\Lambda x - \gamma) - \rho_{\text{can}} + c, \quad (3.27)$$

where

$$\rho_{\text{can}} \equiv \ln \det G_{ij}^{\text{can}} + 2\Lambda g_{\text{can}} - \frac{\partial g_{\text{can}}}{\partial x} \cdot (2\Lambda x - \gamma). \quad (3.28)$$

Normally, for a second-order PDE, we would expect to have to impose, for example, Dirichlet or Neumann boundary conditions in order to obtain a unique solution. However, in the case of (3.25), the coefficient of the normal second derivative goes to zero (linearly) on the boundary (near the face a of the polytope, $G_{\text{can}}^{ik} v_a^k \sim l_a$). Therefore, under the assumption that h and its derivatives remain finite on the boundary, the equation itself imposes a certain (mixed Dirichlet-Neumann) boundary condition. If we were to try to impose an extra one, we would fail to find a solution. This is illustrated by the case of \mathbb{CP}^1 . Setting $\Lambda = \lambda^{-1}$, we have $\rho_{\text{can}} = 0$, so that (3.27) becomes

$$\ln \left(1 + \frac{\lambda^2 - x^2}{\lambda} h'' \right) = \frac{2}{\lambda} (-h + xh') + c; \quad (3.29)$$

we see that the coefficient of h'' vanishes on the polytope boundary.

For future reference we record here the formulas for the Ricci and Riemann tensors in symplectic coordinates. Their non-zero components are

$$R_{x_i x_j} = R^{\theta_i \theta_j} = \frac{1}{2} \left(\frac{\partial^2}{\partial x_i \partial x_j} - G^{kl} \frac{\partial G_{ij}}{\partial x_k} \frac{\partial}{\partial x_l} \right) \ln \det G_{ij} \quad (3.30)$$

$$R_{x_i x_j x_k x_l} = R_{x_i x_j}^{\theta_k \theta_l} = R^{\theta_i \theta_j}_{x_k x_l} = R^{\theta_i \theta_j \theta_k \theta_l} = \frac{1}{2} G^{mn} G_{ml[i} G_{j]nk} \quad (3.31)$$

$$\begin{aligned} R^{\theta_i}_{x_j x_k x_l} &= -R_{x_i}^{\theta_j \theta_k}_{x_l} = -R^{\theta_i}_{x_j x_k}^{\theta_l} = R_{x_i}^{\theta_j}_{x_k}^{\theta_l} \\ &= \frac{1}{2} (G_{ijkl} - G^{mn} G_{ijm} G_{kln} - G^{mn} G_{ml(i} G_{j)nk}), \end{aligned} \quad (3.32)$$

where we've defined

$$G_{ijk} \equiv \frac{\partial G_{jk}}{\partial x_i}, \quad G_{ijkl} \equiv \frac{\partial G_{jkl}}{\partial x_i}. \quad (3.33)$$

3.5 Volumes

Here follows a short discussion about volumes useful for understanding the relation between λ_a and Λ above.

We know that the volume of a complex surface M is

$$\text{Vol}(M) = \frac{1}{2} \int_M \omega^2, \quad (3.34)$$

while the volume of a curve C is

$$\text{Vol}(C) = \int_C \omega. \quad (3.35)$$

From the Kähler-Einstein condition (3.23), (3.4), and the fact that the class of the Ricci form is related to the first Chern class, $[\mathcal{R}] = 2\pi c_1(M)$, it follows that $[\omega] = 2\pi c_1(M)/\Lambda$ and that

$$\text{Vol}(M) = \frac{2\pi^2}{\Lambda^2} c_1(M)^2. \quad (3.36)$$

For $\mathbb{C}\mathbb{P}^2$ blown up at k points, $c_1^2 = 9 - k$. Meanwhile, for our curve,

$$\text{Vol}(C) = \frac{2\pi}{\Lambda} c_1(M) \cdot C. \quad (3.37)$$

In symplectic coordinates, it is easy to compute these volumes. From (3.8) or (3.10), the volume (3.34) reduces to $4\pi^2$ times the area of P . Setting $\Lambda = 1$ corresponds to setting the $\lambda_a = 1$. For curves, the computation is similarly easy. For example, some simple torus invariant curves correspond to edges of P , and the volume computation reduces to measuring the length of an edge of P .

3.6 The Laplacian

The Laplacian acting on a scalar function ψ is,

$$\Delta\psi = \frac{1}{\sqrt{\det g_{\alpha\beta}}} \partial_\mu \left[\sqrt{\det g_{\alpha\beta}} g^{\mu\nu} \partial_\nu \psi \right]. \quad (3.38)$$

In symplectic coordinates, the determinant of the metric $\sqrt{\det g_{\alpha\beta}} = 1$. We consider a function ψ invariant under the torus action, implying no dependence on the two angular coordinates so that $\psi = \psi(x_1, x_2)$. Thus, the Laplacian can be written in a simpler fashion:

$$\Delta\psi = \frac{\partial}{\partial x_i} \left(G^{ij} \frac{\partial \psi}{\partial x_j} \right). \quad (3.39)$$

The Laplacian thus depends on a third derivative of g . However since we are interested in Einstein metrics, we may take (3.25), differentiate it, and use it to eliminate this derivative. One then finds the form

$$\Delta_E \psi = G_E^{ij} \frac{\partial^2 \psi}{\partial x_i \partial x_j} - 2\Lambda x_i \frac{\partial \psi}{\partial x_i}. \quad (3.40)$$

From this equation one deduces the interesting fact that the symplectic coordinates are eigenfunctions of $-\Delta_E$ with eigenvalue 2Λ — the symplectic coordinates are close to being harmonic coordinates.

3.7 Harmonic (1, 1)-forms

A compact toric variety M of dimension n defined by a fan $\{v_a\}$ of m rays has Betti number $b_2 = m - n$ [38]. Moreover, dP_3 has no holomorphic (nor antiholomorphic) 2-forms and thus must have $m - n$ harmonic (1,1)-forms. These (1,1)-forms are in one-to-one correspondence with torus invariant Weil divisors D_a modulo linear equivalence. The equivalence relations are

$$\sum_a v_a^i D_a \sim 0 . \quad (3.41)$$

From their connection with the divisors D_a , perhaps it is not surprising that these (1,1)-forms θ_a can be constructed from functions μ_a which have a singularity of the form $\ln(v_a \cdot x + 1)$ along the boundaries of the polytope [13]. Moreover, they should satisfy Maxwell's equations,

$$d\theta = 0 \text{ and } d \star \theta = 0 . \quad (3.42)$$

The first equation $d\theta = 0$ is immediate from the local description of $\theta_{i\bar{j}}$ as $\partial_i \partial_{\bar{j}} \mu$. The other equation is

$$0 = D^i \theta_{i\bar{j}} = g^{\bar{k}i} D_{\bar{k}} \theta_{i\bar{j}} . \quad (3.43)$$

Using the Bianchi identity, we find then

$$0 = g^{\bar{k}i} D_{\bar{j}} \theta_{i\bar{k}} = \partial_{\bar{j}} \left(g^{i\bar{k}} \theta_{i\bar{k}} \right) , \quad (3.44)$$

or

$$g^{i\bar{k}} \theta_{i\bar{k}} = \text{constant} . \quad (3.45)$$

Now this last equation is rather interesting. The left hand side is the Laplacian operator acting on μ . In symplectic coordinates, the left hand side can be rewritten to yield

$$\frac{\partial}{\partial x_i} \left(G^{ij} \frac{\partial \mu}{\partial x_j} \right) = \text{constant} . \quad (3.46)$$

Using the Kähler-Einstein condition, the left hand side becomes (3.40).

The constant is easy to establish. We have that

$$\text{Vol}(M) g^{i\bar{j}} \theta_{i\bar{j}} = \int_M \theta \wedge \star \omega . \quad (3.47)$$

The Kähler form is self-dual under the Hodge star, $\star \omega = \omega$. Conventionally, we may write $[\theta] = 2\pi c_1(D)$, assuming θ is the curvature of a line bundle $\mathcal{O}(D)$. Using finally that $[\omega] = 2\pi c_1(M)$ (for $\Lambda = 1$), we find that

$$g^{i\bar{j}} \theta_{i\bar{j}} = 2 \frac{D \cdot K}{K^2} , \quad (3.48)$$

where K is the canonical class of M . This constant is often referred to as the slope of $\mathcal{O}(D)$.

3.8 More on dP_3

For dP_3 , the toric fan is described by the six rays spanned by

$$v_1 = (1, 0); \quad v_2 = (1, 1); \quad v_3 = (0, 1); \quad (3.49)$$

$$v_4 = (-1, 0); \quad v_5 = (-1, -1); \quad v_6 = (0, -1).$$

This fan leads to a dual polytope P which is a hexagon. As discussed above, when all six λ_a are equal, the Kähler class is proportional to the first Chern class; we will choose $\lambda_a = 1$. In this case the polytope has a dihedral symmetry group D_6 , generated by the following \mathbb{Z}_2 reflection and \mathbb{Z}_6 rotation:

$$R_1 = \begin{bmatrix} 0 & 1 \\ 1 & 0 \end{bmatrix}, \quad R_2 = \begin{bmatrix} 1 & 1 \\ -1 & 0 \end{bmatrix}. \quad (3.50)$$

This discrete symmetry will be shared by the Kähler-Einstein metric on dP_3 , and will therefore play an important role in our computations. Note that the element R_2^3 acts as $x \rightarrow -x$, which sets $\gamma = 0$ in (3.24) and (3.25). Note also that the D_6 acts naturally on the group of Cartier divisors on dP_3 (and hence on the harmonic (1,1)-forms), as can easily be seen by thinking of the set of v_a as divisors on the manifold.

The hexagon P has a natural interpretation as the intersection of the polytope for a symmetric unit $(\mathbb{CP}^1)^3$, which is a cube with coordinates x_1, x_2, x_3 satisfying $|x_i| \leq 1$, with the plane $x_1 + x_2 + x_3 = 0$. The intersection defines a natural embedding of dP_3 into $(\mathbb{CP}^1)^3$. Furthermore, the canonical metric on dP_3 is simply the one induced from the Fubini-Study metric on $(\mathbb{CP}^1)^3$.

While the action of the symmetries in symplectic coordinates is geometrically clear, we want to make explicit their description in complex coordinates. Note that the action of R_2 on the complex coordinates u_i is given by the inverse transpose of R_2 since $u = \partial g / \partial x$. Thus R_2 acts as $(u_1, u_2) \mapsto (u_2, u_2 - u_1)$. Similarly, R_1 which is its own inverse transpose, acts by $(u_1, u_2) \mapsto (u_2, u_1)$. More explicitly, the relation between the complex and symplectic coordinates for the canonical potentials is given by

$$X^2 = e^{2u_1} = \frac{1 + x_1}{1 - x_1} \frac{1 + x_1 + x_2}{1 - x_1 - x_2}, \quad (3.51)$$

$$Y^2 = e^{2u_2} = \frac{1 + x_2}{1 - x_2} \frac{1 + x_1 + x_2}{1 - x_1 - x_2}.$$

To invert these relations involves solving a cubic equation in one of the x_i .

There are six affine coordinate patches associated to the cones formed by pairs of neighboring rays v_a . We denote the cone formed by the ray v_a and v_{a+1} to be σ_a and the coordinate

system on σ_a by (ξ_a, η_a) . The complex coordinates on the patches $a = 1, \dots, 6$ are

$$\begin{aligned}
\sigma_1 : (\xi_1, \eta_1) &= (Y, XY^{-1}) \\
\sigma_2 : (\xi_2, \eta_2) &= (X^{-1}Y, X) \\
\sigma_3 : (\xi_3, \eta_3) &= (X^{-1}, Y) \\
\sigma_4 : (\xi_4, \eta_4) &= (Y^{-1}, X^{-1}Y) \\
\sigma_5 : (\xi_5, \eta_5) &= (XY^{-1}, X^{-1}) \\
\sigma_6 : (\xi_6, \eta_6) &= (X, Y^{-1})
\end{aligned} \tag{3.52}$$

Note that $\eta_a = 1/\xi_{a+1}$, and that when $\xi_a = \eta_{a+1}$, then $\xi_{a+1} = \eta_a$. Because of these relations, we can consider an atlas on dP_3 where for each σ_a , we restrict $\xi_a \leq 1$ and $\eta_a \leq 1$. These six polydisks P_a tile dP_3 .

In the symplectic coordinate system (x_1, x_2) , our atlas divides the hexagon up into six pieces. The boundaries are given by the conditions $e^{u_1} = 1$, $e^{u_2} = 1$, and $e^{u_1 - u_2} = 1$ or in symplectic coordinates, the three lines $2x_1 + x_2 = 0$, $x_1 + 2x_2 = 0$, and $x_1 - x_2 = 0$.

The action of D_6 maps one P_a into another. For example in patch 3 since X and Y are the exponentials of u_1 and u_2 , R_2 acts on our coordinates by sending $(X^{-1}, Y) \rightarrow (Y^{-1}, X^{-1}Y)$, mapping patch 3 into patch 4.

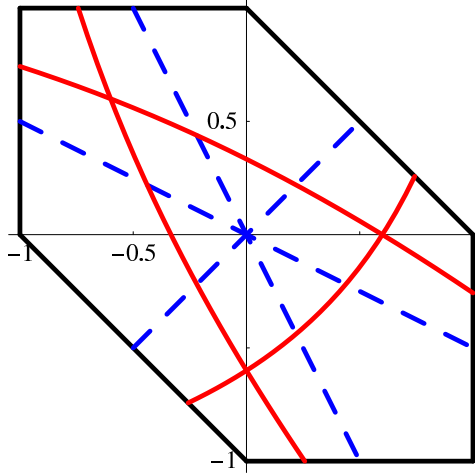


Figure 2: The polytope P for dP_3 . The dashed lines correspond to the edges of the unit polydisks: $2x_1 + x_2 = 0$, $x_1 + 2x_2 = 0$, and $x_1 = x_2$. The red curved lines correspond to setting ξ_i and η_i equal to two instead of one in the appropriate coordinate systems.

4. Ricci flow

In this section we consider the flow, on the space of Kähler metrics on M , defined by (1.1):

$$\frac{\partial g_{\mu\nu}}{\partial t} = -2R_{\mu\nu} + 2g_{\mu\nu}, \tag{4.1}$$

where we have set $\Lambda = 1$. Note that, since the Ricci form is a closed two-form, a Kähler metric remains Kähler along the flow. Furthermore, if $[\omega] = [\mathcal{R}]$ for the initial metric, then the flow will stay within that Kähler class. If the flow converges, the limiting metric will clearly be Einstein. A recent result of Tian and Zhu [14] implies that, on dP_3 , starting from any initial Kähler metric obeying $[\omega] = [\mathcal{R}]$, the flow will indeed converge to the Kähler-Einstein metric. Numerical simulation of the flow can therefore be used as an algorithm for finding the Kähler-Einstein metric.

Thanks to the toric symmetry, (4.1) can be written as a parabolic partial differential equation for a single function in 2 space and 1 time dimensions, and therefore represents a simple problem in numerical analysis. Specifically, according to (3.22), we can write (4.1) in terms of the Kähler potential $f(u)$:

$$\frac{\partial f}{\partial t} = \ln \det F_{ij} + 2f + c. \quad (4.2)$$

Here c , which is independent of u but may depend on t , can be chosen arbitrarily. In particular, the zero mode of f (which is pure gauge) is clearly unstable according to (4.2), and c is useful for controlling that instability. In principle we could also add a term $\gamma \cdot u$ to the right-hand side. As explained in Section 3.8, however, due to the symmetry of the polytope for dP_3 , we know that $\gamma = 0$ in the solution to the Monge-Ampère Eq. (3.24). In the symplectic coordinates, (4.2) takes the form

$$\frac{\partial g}{\partial t} = \ln \det G_{ij} + 2 \left(-x \cdot \frac{\partial g}{\partial x} + g \right) - c. \quad (4.3)$$

Note that, because the Kähler potential is t -dependent, the mapping relating u to x is as well. To derive (4.3), we used the fact that, since f and g are related by a Legendre transform, $\partial g / \partial t|_x = -\partial f / \partial t|_u$. Note also that (4.3) does not quite describe Ricci flow in the symplectic coordinate system; rather it describes Ricci flow supplemented with a t -dependent diffeomorphism (described by the flow equation $\partial g_{\mu\nu} / \partial t = -2R_{\mu\nu} + 2g_{\mu\nu} + 2\nabla_{(\mu}\xi_{\nu)}$). Under pure Ricci flow, symplectic coordinates do not stay symplectic, since the Ricci tensor (3.30) is not the Hessian of a function, hence the necessity of supplementing the flow with a diffeomorphism.

The two flows (4.2) and (4.3) were simulated by two independent computer programs, which yielded consistent results. In both cases we represented the (Kähler or symplectic) potential using standard real space finite differencing, and therefore obtain the resulting approximation to the geometry in the form of the potential at an array of points. (In the next section we discuss how to present this information more compactly using polynomial approximations.) We relegate technical details of these implementations to Appendix B. When using finite difference methods it is important to show that one obtains a suitable convergence to a continuum limit upon refinement of the discrete equations, and we present tests that confirm this, and estimate errors in the same appendix.

4.1 Complex coordinates

We now discuss in more detail the implementation of Ricci flow using complex coordinates. Our canonical Kähler potential f_{can} is defined in P° , the interior of the hexagon. To work on our atlas (3.52), we use Kähler transformations to modify the Kähler potential so that f is smooth on each coordinate patch, including the two relevant edges of the hexagon. This Kähler transformation must also respect the $U(1)$ isometries so must only depend on the u_i . The only such Kähler transformations are affine linear combinations of the u_i . (For a function $h(u_1 + i\theta_1, u_2 + i\theta_2)$ depending only on the u_i , the condition on Kähler transformations $\partial\bar{\partial}h \equiv 0$ reduces to $\frac{\partial^2 h}{\partial u_i \partial u_j} \equiv 0$.) In the interior of the hexagon, we can thus modify f without modifying the metric by adding a linear combination of u_1 and u_2 . In symplectic coordinates

$$u \cdot \kappa = \frac{1}{2} \sum_{a=1}^6 v_a \cdot \kappa \ln(v_a \cdot x + 1)$$

where $\kappa \in \mathbb{R}^2$.

We find that for any Kähler potential f , regardless of coordinate patch,

$$\det F_{ij} = \xi^2 \eta^2 \left[\left(\frac{1}{\xi} \frac{\partial f}{\partial \xi} + \frac{\partial^2 f}{\partial \xi^2} \right) \left(\frac{1}{\eta} \frac{\partial f}{\partial \eta} + \frac{\partial^2 f}{\partial \eta^2} \right) - \left(\frac{\partial^2 f}{\partial \xi \partial \eta} \right)^2 \right]. \quad (4.4)$$

We can rewrite (4.2), yielding

$$\frac{\partial f}{\partial t} = \ln \left[\left(\frac{1}{\xi} \frac{\partial f}{\partial \xi} + \frac{\partial^2 f}{\partial \xi^2} \right) \left(\frac{1}{\eta} \frac{\partial f}{\partial \eta} + \frac{\partial^2 f}{\partial \eta^2} \right) - \left(\frac{\partial^2 f}{\partial \xi \partial \eta} \right)^2 \right] + 2(f + \ln \xi + \ln \eta) + c. \quad (4.5)$$

This shift of f by logarithms is a Kähler transformation. In each coordinate patch, we can write $\ln \xi_a + \ln \eta_a = u \cdot \kappa_a$ where $\kappa_1 = (1, 0)$, $\kappa_2 = (0, 1)$, $\kappa_3 = (-1, 1)$, $\kappa_4 = (-1, 0)$, $\kappa_5 = (0, -1)$, and $\kappa_6 = (1, -1)$. Moreover, for these choices of κ_a , $f_a = f + u \cdot \kappa_a$ is well behaved everywhere inside P_a including the edges.

We simulate Ricci flow using a Kähler-Einstein potential f_a defined on a neighborhood U_a of P_a , $U_a = \{(\xi_a, \eta_a) : \xi_a, \eta_a < L, L > 1\}$ which satisfies (4.5). As an initial condition, we take $f_a(t=0) = f_{\text{can}} + \ln \xi_a + \ln \eta_a$. Given two patches, a and b , then for a point in the overlap, $p \in U_a \cap U_b$,

$$f_b(p) = f_a(p) + u \cdot (\kappa_b - \kappa_a). \quad (4.6)$$

These Kähler transformations are consistent with the canonical potential and thus fix the same Kähler class. There is then an element $R \in D_6$ such that $R(P_b) = P_a$ which relates f_a and f_b . In particular, if p is in U_b and Rp is in U_a :

$$f_b(p) = f_a(Rp). \quad (4.7)$$

Thus, with these quasiperiodic boundary conditions along the interior edges $\xi_a = L$ and $\eta_a = L$, we can determine f by working solely on the patch U_a .

In addition to quasiperiodic boundary conditions along the interior edges of U_a , close to the exterior boundary of U_a , we use the condition that the normal derivative to the boundary must vanish. These Neumann boundary conditions arise because in complex coordinates, approaching the exterior boundary should be like approaching the center of the complex plane.

The Ricci flow in this domain was represented using second order accurate finite differencing with various resolutions up to a grid \mathcal{F}_{IJ} of 250×250 points. This discretization, its convergence to the continuum and error estimates at this resolution are discussed in the Appendix B, and data presented in this section is given either from extrapolating to the continuum or using this highest resolution. In particular we estimate that the Kähler potential computed at this resolution is accurate pointwise to one part in 10^5 .

We noted earlier that while Ricci flow may converge, the zero mode of the potential f is not guaranteed to converge since it does not appear in the metric. For convenience we wish to obtain a flow of f that does converge, so we promote the constant c to be time dependent along the flow, but still a constant on the geometry (i.e. we introduce a flow dependent constant Kähler transformation), and choose c such that the value of $\mathcal{F}_{N/2, N/2}$, where N is the grid size, does not change. At large times, c tends to a constant. At the end of the flow, we found it convenient to set $c = 0$ by adding an appropriate constant value to the grid \mathcal{F} .

4.2 Symplectic coordinates

We move on to discuss the implementation of Ricci flow based on symplectic coordinates. As discussed at the beginning of the section, although we work in symplectic coordinates, we use Ricci flow defined by the complex coordinates; since the relation between the two coordinate systems moves around as the metric changes, in the symplectic coordinates this is Ricci flow plus diffeomorphism.

In order to deal with the boundary conditions on the edge of the polytope, it is useful to work with h rather than g (recall that $g = g_{\text{can}} + h$ and g_{can} is the canonical symplectic potential). In terms of h , (4.3) becomes

$$\frac{\partial h}{\partial t} = \ln \det \left(\delta_{ij} + G_{\text{can}}^{ik} \frac{\partial^2 h}{\partial x_k \partial x_j} \right) + 2 \left(-x \cdot \frac{\partial h}{\partial x} + h \right) + \rho_{\text{can}} - c, \quad (4.8)$$

where

$$\rho_{\text{can}} \equiv \ln \det G_{ij}^{\text{can}} + 2 \left(-x \cdot \frac{\partial g_{\text{can}}}{\partial x} + g_{\text{can}} \right) = \ln(L_1 + L_2 + L_3), \quad (4.9)$$

$$G_{\text{can}}^{ik} = \frac{L_1 L_2}{L_1 + L_2 + L_3} \begin{bmatrix} 1 + \frac{L_3}{L_2} & -1 \\ -1 & 1 + \frac{L_3}{L_1} \end{bmatrix}, \quad (4.10)$$

$$L_1 = l_1 l_4 = 1 - x_1^2, \quad L_2 = l_3 l_6 = 1 - x_2^2, \quad L_3 = l_2 l_5 = 1 - (x_1 + x_2)^2. \quad (4.11)$$

Due to the hexagon's D_6 symmetry, it is sufficient to simulate the flow within the square domain $0 \leq x_1 \leq 1$, $-1 \leq x_2 \leq 0$. Ricci flow in this domain was represented using second order accurate finite differencing with various resolutions up to a grid of 400×400 points.

The differencing, continuum convergence and errors at this resolution are discussed in the Appendix B with data presented in this section given either from extrapolating to the continuum or using this highest resolution. In that appendix we estimate that the symplectic potential computed at this resolution is accurate to one part in 10^6 at a given point.

As for the complex coordinates, the zero mode of the symplectic potential is pure gauge and does not converge. The constant c was promoted to depend on flow time and chosen to keep $h(0, 0, t) = 0$.

4.3 Results

As predicted by the Tian-Zhu theorem, the metric converges smoothly and uneventfully to the Kähler-Einstein one. In the symplectic implementation, the Ricci flow was simulated starting with a variety of initial functions $h_0(x) = h(x, t = 0)$ (always corresponding, of course, to positive-definite initial metrics). Three examples are shown in Fig. 3. For every initial function investigated, the flow converged to the same fixed point $h_E(x) = h(x, t = \infty)$, which necessarily represents the Kähler-Einstein metric. The exponential approach to the fixed point is controlled by the scalar Laplacian; this will be discussed in detail in the next subsection.

The final complex and symplectic potentials found by the independent implementations are plotted in Figs. 4 and 5, along with the respective canonical potentials. The results are plotted in the fundamental domain actually simulated, and one should use the D_6 symmetry to picture the potentials extended over the whole domain. To compare the Kähler potential $f_E(u)$ computed in complex coordinates with the symplectic potential $g_E(x)$ computed in symplectic coordinates, we numerically performed a Legendre transform to obtain a Kähler potential $f'_E(u)$ from $g_E(x)$. Plotting $f'_E - f_E$ in Fig. 6, it can be seen that they differ by less than 5×10^{-6} . (In fact the agreement may be slightly better as there is likely some error introduced in doing the numerical Legendre transform.) Thus our results appear to agree to around the same order that we believe they are accurate.

In order to get some feeling for the form of the Kähler-Einstein metric, and how it compares to the canonical one, it is helpful to plot some curvature invariants. Of course, any invariant depending solely on the Ricci tensor, such as the Ricci scalar, will be trivial, so we need to go to invariants constructed from the Riemann tensor. (Expressions for the Riemann tensor are given in Section 3.4 above.) For example, the sectional curvature of the x_1 - x_2 plane (at fixed θ_i), which is $R_{x_1 x_2 x_1 x_2} / \det(G_{ij})$, is plotted for the canonical and Einstein metrics in Fig. 7. Also of interest is the Euler density

$$e = \frac{1}{32\pi^2} \left(R^2 - 4R_{\mu\nu}R^{\mu\nu} + R_{\mu\nu\rho\lambda}R^{\mu\nu\rho\lambda} \right), \quad (4.12)$$

which integrates to the Euler character of the manifold, which is 6 for dP_3 . The first two terms inside the parentheses cancel in the case of an Einstein metric. Fig. 8 shows $4\pi^2 e$ for the canonical and Einstein metrics. The factor of $4\pi^2$ takes account of the coordinate volume of the fiber. Recalling that $\sqrt{g} = 1$ in symplectic coordinates, the plotted quantity should

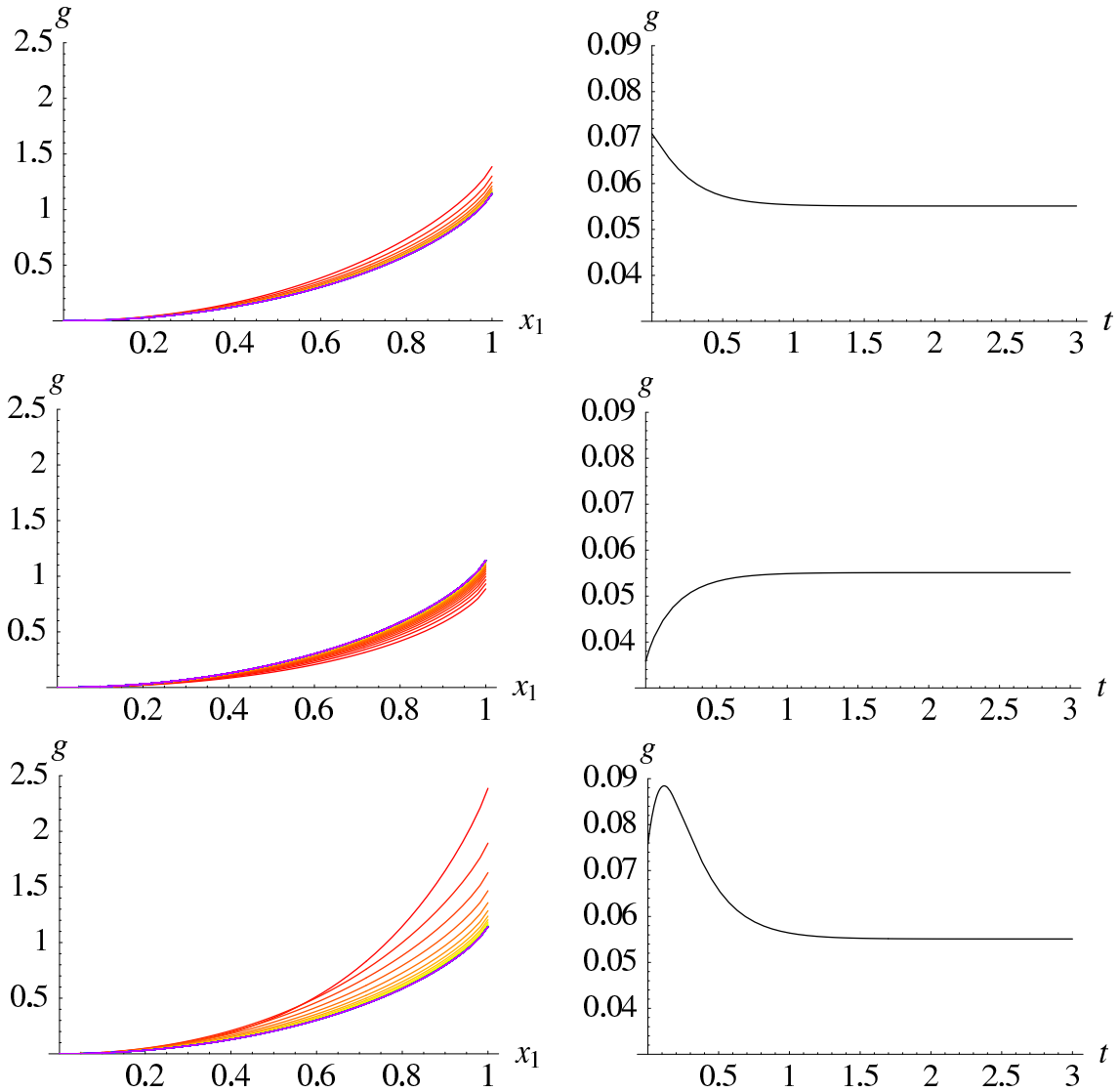


Figure 3: The Ricci flow using symplectic coordinates starting with (top) the canonical metric ($h_0 = 0$), (middle) $h_0 = -\frac{1}{2}(x_1^2 + x_2^2 + x_1x_2)$, (bottom) $h_0 = (x_1^2 + x_2^2 + x_1x_2)^2$. Left side: $g = g_{\text{can}} + h$ versus x_1 along the line $x_2 = 0$, plotted at intervals of 0.1 units of Ricci flow time ($t = 0$ is the top curve). Right side: g versus t at the (arbitrarily chosen) point $(x_1, x_2) = (0.3, -0.2)$. We see that all three initial conditions converge to the same fixed point.

integrate to 2 over the plotted region, which covers one-third of the polytope. This can easily be checked in both cases by numerical integration.

4.4 Laplacian eigenvalues

An important geometric quantity is the spectrum of the scalar Laplacian. Here we illustrate

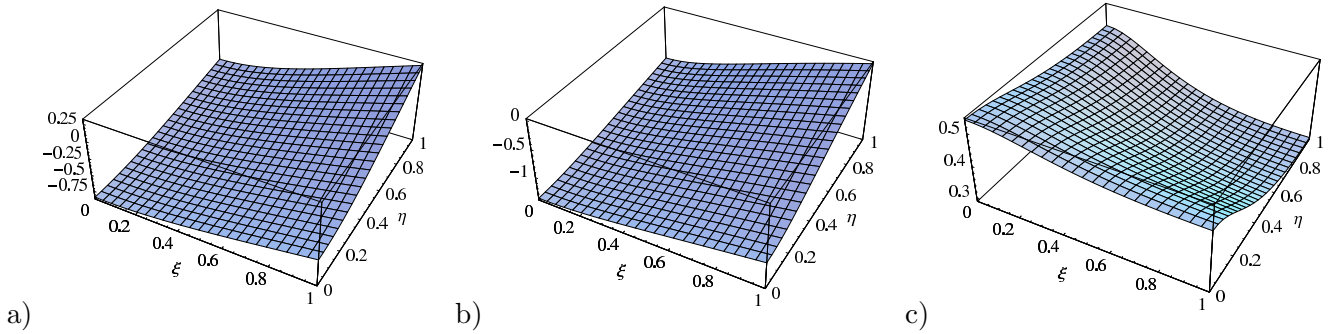


Figure 4: a) The Einstein Kähler potential f_E as a function of ξ and η ; b) the canonical potential $f_{\text{can}}(\xi, \eta)$; and c) $f_E(\xi, \eta) - f_{\text{can}}(\xi, \eta)$.

a simple method to compute low-lying eigenfunctions. The natural flow associated with the scalar Laplacian is diffusion, and the late time asymptotic behavior of the diffusion flow is dominated by the eigenfunction with lowest eigenvalue. Hence simulating diffusive flow on the dP_3 geometry found, and extracting the asymptotics of this flow allows the lowest eigenfunction to be studied. We may classify the eigenfunctions under action of the D_6 and $U(1)^2$ isometries. Since the flow equation is invariant under these symmetries, if we start with initial data that transforms in a particular representation, the function at any later time in the flow will remain in this representation. For simplicity we will focus on eigenfunctions which transform trivially, but obviously the method straightforwardly generalizes to compute the low-lying eigenfunctions in other sectors. As for the Ricci flow, the flow does not depend on second normal derivatives of ψ at the boundaries of the hexagon domain, and hence we do not require boundary conditions for ψ there, except to require it to be smooth.

The lowest eigenfunction of $-\Delta_E$ in the symmetry sector we study is $\psi = \text{constant}$ which has zero eigenvalue. We are interested in the next lowest mode which has positive eigenvalue and non-trivial eigenfunction, denoted $\psi_1(x)$ with eigenvalue λ_1 . Then we consider the diffusion flow on our del Pezzo solution,

$$\frac{\partial}{\partial t}\psi(t, x) = \Delta_E\psi(t, x) \quad (4.13)$$

and start with initial data for ψ that is symmetric and will hence remain symmetric. At late times, the flow will generically behave as,

$$\psi(t, x) = \psi_0 + \psi_1(x)e^{-\lambda_1 t} + O(e^{-\lambda_2 t}) \quad (4.14)$$

where ψ_0 is a constant, corresponding to the trivial zero eigenmode, and λ_2 is the next lowest eigenvalue $\lambda_2 > \lambda_1$. Waiting long enough and subtracting out the trivial constant, the late flow is given by ψ_1 , the eigenfunction we wish to compute.

In Fig. 9 we plot the log of $\psi(t, 0, 0) - \psi_0$ as a function of the flow time t for 3 different initial data. Once the higher eigenmodes have decayed away, we clearly see the flows tend to

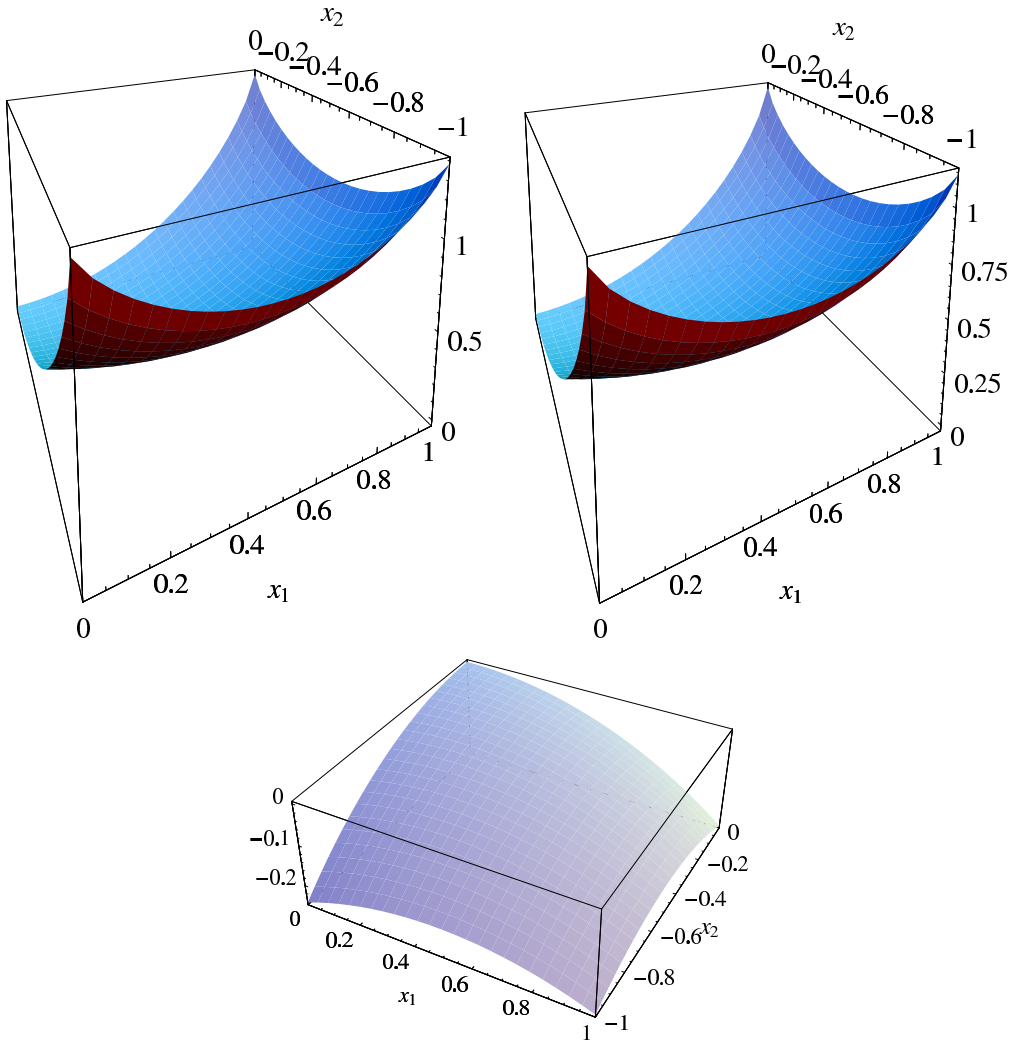


Figure 5: Top left: The canonical symplectic potential g_{can} . Top right: The Einstein symplectic potential $g_{\text{E}} = g_{\text{can}} + h_{\text{E}}$. Bottom: h_{E} . These are plotted in the range $0 \leq x_1 \leq 1$, $-1 \leq x_2 \leq 0$, which is one-third of the hexagon; the values on the rest of the hexagon are determined from these by its D_6 symmetry.

the same exponential behaviour. We estimate this eigenvalue by fitting the exponential decay as $\lambda_1 = 6.32$. In Fig. 10 we plot the eigenfunction $\psi_1(x)$, normalized so that $\psi_1(0,0) = 1$. Note that, as expected, for different initial data we consistently obtain the same function.

This lowest eigenvalue and eigenfunction can also be obtained from the approach to the fixed point of the Ricci flow. For concreteness let us work in symplectic coordinates; corresponding expressions will hold in complex coordinates. Expanding h about its fixed-point value,

$$h = h_{\text{E}} + \delta h, \quad (4.15)$$

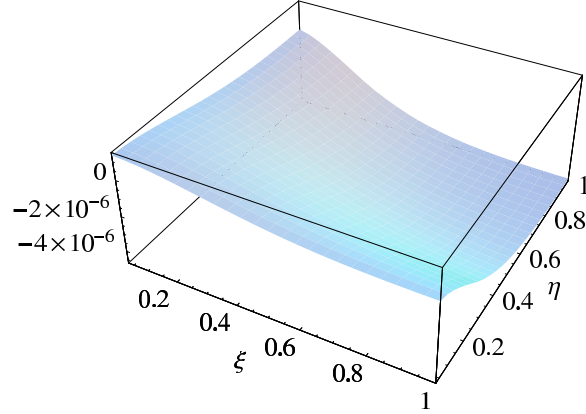


Figure 6: The difference between the final Kähler potential computed in complex coordinates and the Legendre transform of the final symplectic potential computed in symplectic coordinates.

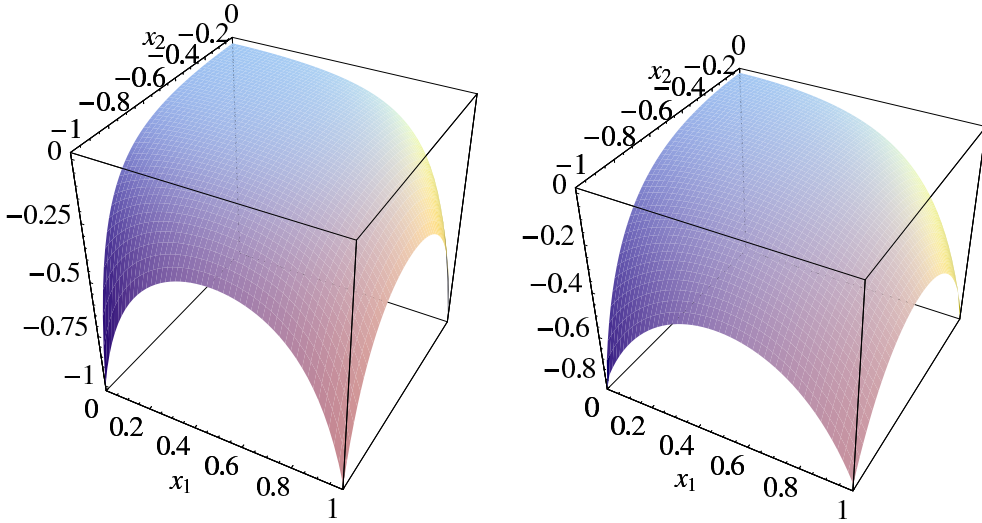


Figure 7: The sectional curvature of the x_1 - x_2 plane at fixed angle θ_i , for the canonical (left) and Einstein (right) metric. The two are quantitatively different but qualitatively similar.

the flow equation (4.8) becomes, to first order in δh ,

$$\frac{\partial \delta h}{\partial t} = (\Delta_E + 2)\delta h - \delta c, \quad (4.16)$$

where δc depends on how c is chosen. Since we used initial conditions for the Ricci flow that respected the D_6 symmetry, we should find that the potentials approach their fixed point values the same way as ψ above, with a shift of 2 in the exponent:

$$h(t, x) = h_E(x) + (\psi_1(x) - \psi_1(0)) e^{-(\lambda_1 - 2)t} + \dots; \quad (4.17)$$

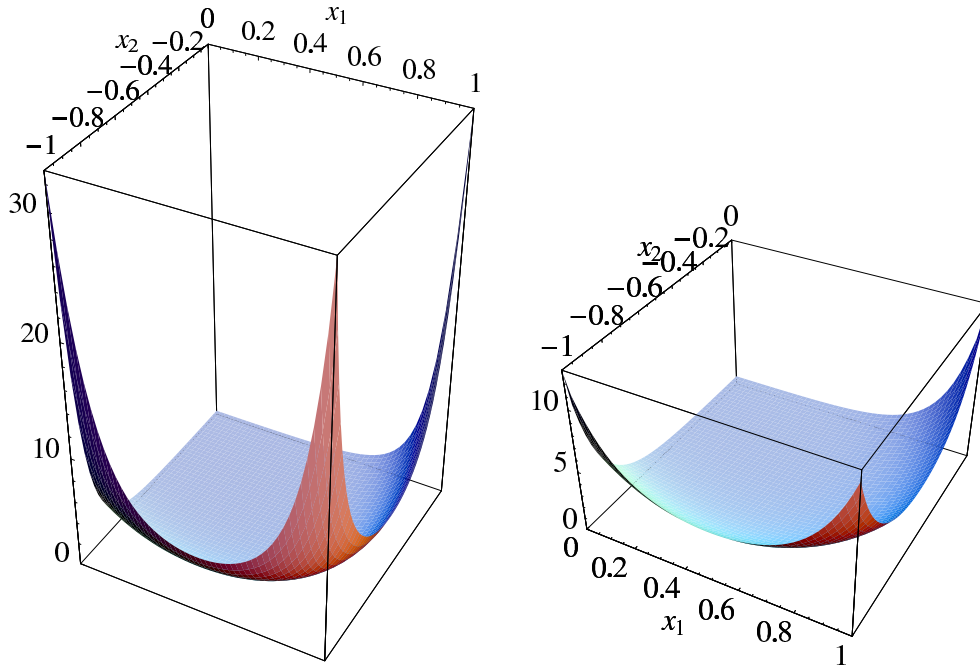


Figure 8: $4\pi^2 e$, where e is the Euler density, for the canonical (left) and Einstein (right) metrics. The Euler density is distributed differently but integrates to the same value—2 over this region, and 6 over the whole polytope—for any two metrics. It is more evenly distributed for the Einstein metric than for the canonical metric, but still peaked at the vertices of the polytope.

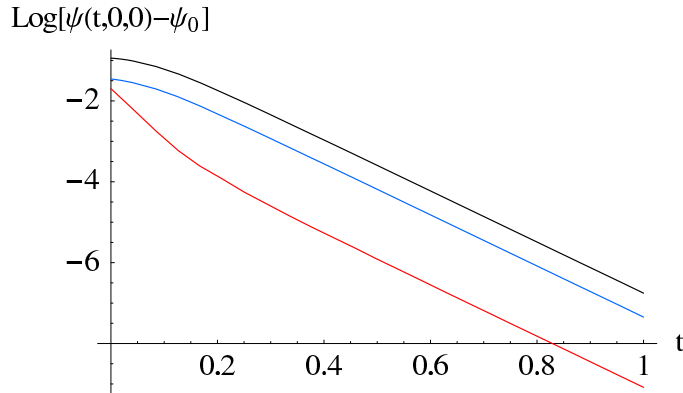


Figure 9: Decay of ψ under diffusion towards a constant as a function of diffusion time t . The log of $\psi(t, 0, 0) - \psi_0$ is plotted, the slope giving the eigenvalue for the lowest (non-constant) symmetric eigenfunction. The 3 curves correspond to 3 different initial profiles for ψ although we see that the decay quickly becomes dominated by the lowest eigenmode.

the eigenfunction is shifted by a constant because c was chosen to keep $h(t, 0) = 0$ along the flow. Our numerical flows confirm this expectation. The corrections in (4.17) involve both higher eigenvalues of the Laplacian and higher-order effects in δh .

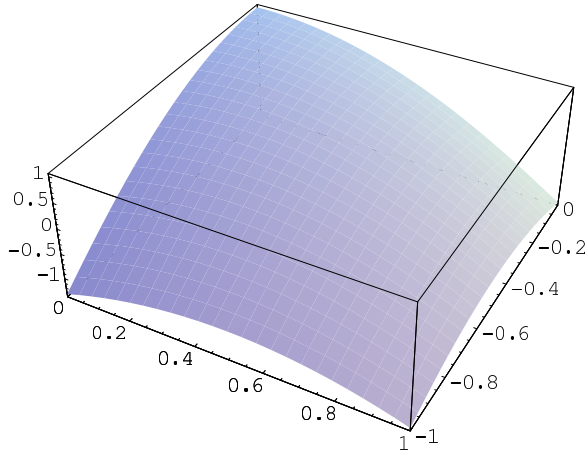


Figure 10: The lowest eigenfunction of the scalar Laplacian which transforms trivially under the D_6 and $U(1)^2$ symmetries.

5. Symplectic polynomials

In the Ricci flow simulation in symplectic coordinates discussed in Section 4.2, the function $h(x)$ — which encodes the symplectic potential and therefore the metric — was represented by its values on a lattice of points in x_1, x_2 . In this section we will discuss a different way to represent the same function, namely as a polynomial in x_1, x_2 . Since the solution h_E to the Monge-Ampère equation is a smooth function, it can be represented to good accuracy with a vastly smaller amount of data in this way: a few polynomial coefficients as compared to values on thousands of lattice points. Furthermore, quite independent of the solutions found in the previous section, the problem of finding an approximate solution to the Monge-Ampère equation can be expressed as an optimization problem for the polynomial coefficients; we will use this fact to develop a third algorithm in the following section that is quite different in character from Ricci flow.

It is interesting to note that the metrics obtained from polynomial expressions for $h(x)$ are the symplectic analogues of the so-called “algebraic” metrics on Calabi-Yau manifolds that have been used for numerical work by Donaldson [3] and Douglas et al. [4, 5]. The algebraic metrics, which are defined for a Calabi-Yau embedded in a projective space, have a Kähler potential that differs from the induced Fubini-Study one by (the logarithm of) a finite linear combination of a certain basis of functions, namely the pull-backs of the Laplacian eigenfunctions on the embedding projective space. This is a generalization of the usual strategy of representing a function by expanding it in a basis of Laplacian eigenfunctions (such as Fourier modes); since the eigenfunctions on the Calabi-Yau depend on the metric that one is trying to find, one instead uses the eigenfunctions on the embedding space, which are known in closed form (and are indeed very simple). In our case, we consider the embedding

of dP_3 in $(\mathbb{CP}^1)^3$, which, as discussed in Section 3.8, is described in symplectic coordinates by the equation $x_1 + x_2 + x_3 = 0$ (where the x_i are the symplectic coordinates on the respective \mathbb{CP}^1 factors). The first n eigenspaces of the Laplacian on $(\mathbb{CP}^1)^3$ (with respect to the Fubini-Study metric), restricted functions that are invariant under the $U(1)^3$ isometry group, are spanned by the monomials in x_1, x_2, x_3 up to order n . This is precisely the basis of functions we use to expand the difference h between the symplectic potential g and the induced one g_{can} .

We now describe some fits to the numerical solutions of the last section in terms of polynomials up to sixth order in x_1 and x_2 , and quantify how well those polynomials do in solving the Einstein equation. These small polynomials likely provide sufficiently accurate approximations to the Einstein symplectic potential for most purposes, while at the same time being more tractable than the full numerical data for analytic calculations.

We begin by noting that, since h_E is invariant under the hexagon's D_6 symmetry group, it is sufficient to consider invariant polynomials. As shown in Appendix C, every invariant polynomial can be expressed in terms of the two basic invariant polynomials,

$$U = x_1^2 + x_1x_2 + x_2^2, \quad V = x_1^2x_2^2(x_1 + x_2)^2. \quad (5.1)$$

We simply do a least-squares fit of the polynomial coefficients to the lattice values of h_E obtained in the Ricci flow in symplectic coordinates, that is, we minimize

$$\alpha^2 = \frac{1}{V_{dP_3}} \int_{dP_3} \sqrt{g} (h_{\text{fit}} - h_E)^2 - \left(\frac{1}{V_{dP_3}} \int_{dP_3} \sqrt{g} (h_{\text{fit}} - h_E) \right)^2. \quad (5.2)$$

(Any constant difference between h_{fit} and h_E is irrelevant). At successive orders in x we find the following fits:

h_{fit}	α	β
0	0.06	0.5
$-0.24U$	10^{-3}	0.1
$-0.2214U - 0.0215U^2$	10^{-4}	0.03
$-0.22412U - 0.01450U^2 - 0.00521U^3 + 0.00734V$	10^{-5}	0.007

(5.3)

In each case we have written only the significant digits of the coefficients.³ Independently of our numerical result h_E , it is useful to know how far the metric corresponding to h_{fit} deviates from being Einstein. In Fig. 11, the pointwise rms deviation of the eigenvalues of the Ricci tensor from 1,

$$D \equiv \sqrt{\frac{1}{4}(R_{\mu\nu} - g_{\mu\nu})^2}, \quad (5.4)$$

³These digits do not change between the run with 200 lattice points and the run with 400 lattice points (except the last digit of each coefficient in the sixth-order approximation), and are therefore presumably equal to their continuum values.

is plotted for these four functions. The global rms deviation from being Einstein, β , where

$$\beta^2 = \frac{1}{V_{dP_3}} \int_{dP_3} \sqrt{g} D^2, \quad (5.5)$$

is also shown in the table above. As expected, each successive order gives a substantially better approximation, and a metric that is substantially closer to being Einstein.

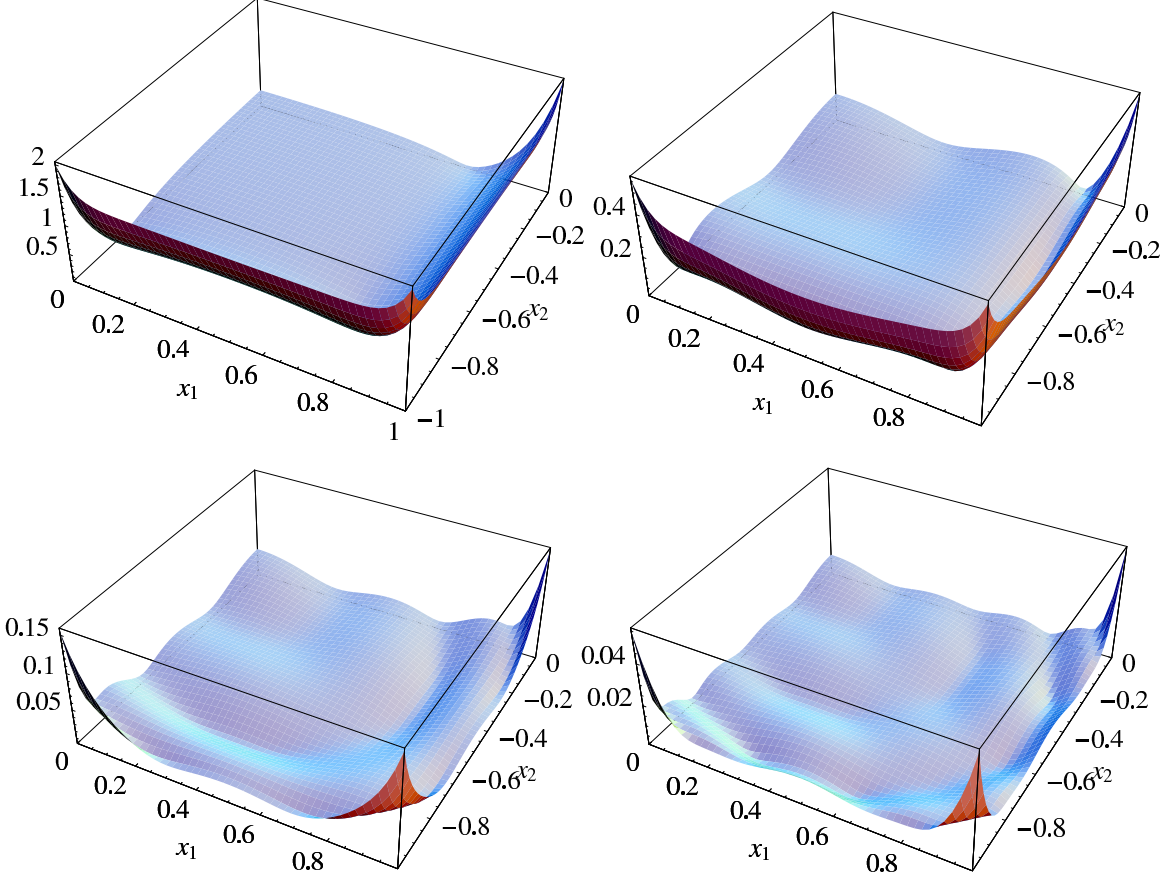


Figure 11: $D \equiv \sqrt{\frac{1}{4}(R_{\mu\nu} - g_{\mu\nu})^2}$ versus x_1, x_2 for the four polynomial functions listed in (5.3). The deviation from being Einstein is most significant along the edges of the hexagon in the first two cases, and at the corners in the second two.

For eigenfunctions of the Laplacian, we may perform the same invariant polynomial fits as we did for h ; at quadratic order we find $\psi_1 \approx 0.985 - 2.37U$.

We regard table 5.3 as a key result of this paper. The last line of the table provides in an extremely compact, analytic form, an approximation to the true symplectic potential on dP_3 . It deviates from the true potential pointwise by at most $\sim 0.1\%$, and satisfies the Einstein condition well within the hexagon, giving at most a 10% error near the hexagon corners as measured by the pointwise rms deviation of the Ricci tensor eigenvalues, defined above.

6. Constrained optimization

In the previous section we used the results of Ricci flow to find a polynomial approximation to $h(x)$, the smooth part of the Kähler-Einstein symplectic potential (recall that $h \equiv g - g_{\text{can}}$). Here we instead search for a polynomial approximation to h using the Monge-Ampère equation directly. A simple approach would be to consider the space of polynomials of some given order, and minimize an error function built from the Monge-Ampère equation on that space. However, if one wishes to obtain high accuracies, one needs to go to high orders, and then this brute force approach rapidly becomes intractable due to the large number of polynomial coefficients and the difficulty of searching in a high dimensional space. We therefore take advantage of the analytic properties of the Monge-Ampère equation to constrain the polynomial coefficients, by requiring the polynomial to solve it order by order in x_i . As we will see, this leaves only a small number of undetermined parameters, dramatically simplifying the error function minimization. We now explain the details of the method.

We begin by noting that the exact solution $h_E(x)$ to the Monge-Ampère equation is an analytic function of the x_i , which can be seen in a couple of ways. As noted, the symplectic coordinates are eigenfunctions of the Laplacian. Hence, in these coordinates the Ricci curvature operator has the same character as it does in harmonic coordinates: it is actually an elliptic operator. Because the Einstein equations are analytic in the metric, they will have analytic solutions. Somewhat more directly, the Monge-Ampère equation we are solving is elliptic at the Kähler-Einstein potential and analytic, and so the solution will be analytic.

Before we constrain the polynomial approximation to $h(x)$ using the Monge-Ampère equation, we constrain it by imposing the hexagon's D_6 discrete symmetry group. As discussed in Section 5, any invariant polynomial in x_i can be written in the form

$$h = \sum_{i,j} c_{i,j} U^i V^j , \quad (6.1)$$

where U and V are given in Eq. (5.1). To eighteenth order in x_1 and x_2 we write the series as follows

$$\begin{aligned} h = & A_0 + A_1 U + A_2 U^2 + A_3 U^3 + A_4 U^4 + A_5 U^5 + A_6 U^6 + A_7 U^7 + A_8 U^8 + A_9 U^9 + \dots \\ & + V (B_0 + B_1 U + B_2 U^2 + B_3 U^3 + B_4 U^4 + B_5 U^5 + B_6 U^6 + \dots) \\ & + V^2 (C_0 + C_1 U + C_2 U^2 + C_3 U^3 + \dots) + V^3 (D_0 + \dots) + \dots \end{aligned} \quad (6.2)$$

Plugging this series into the Monge-Ampère equation (3.27) (with $\gamma = 0$ and $\Lambda = 1$), yields constraints on the $c_{i,j}$ that relate the $c_{i,j}$ with $j > 0$ to the $c_{i,0}$. To make the expressions a little simpler, we introduce a new constant α :

$$A_0 = -\frac{1}{2} \ln 3 - \ln \alpha . \quad (6.3)$$

We worked out the relations up to order 18 in x_1 and x_2 . The first relation is that $A_1 = -1 \pm \alpha$. The numerical Ricci flow results are consistent only with the plus sign. The next few relations

are

$$A_2 = -\frac{1}{6} + \frac{\alpha^2}{4}, \quad A_3 = -\frac{2}{27} - \frac{2B_0}{27} + \frac{11\alpha^3}{72}; \quad A_4 = -\frac{1}{28} - \frac{5\alpha}{378} - \frac{25}{189}\alpha B_0 + \frac{145\alpha^4}{1152};$$

$$B_1 = \frac{25}{14}\alpha B_0 + \frac{1}{28}(-4 + 5\alpha); \quad B_2 = \frac{85}{32}\alpha^2 B_0 + \frac{1}{192}(-32 + 51\alpha^2).$$

The power of this method is that since the Monge-Ampère equation determines many of the coefficients, when we determine the remaining ones by minimizing an error function, then at a given order there are far fewer parameters to solve for. Truncating at eighteenth order in x_1 and x_2 , we need fit only 4 parameters A_0 , B_0 , C_0 , and D_0 to find an approximation to h . In contrast, minimizing an error function using the most general unconstrained eighteenth order polynomial given in equation 6.2 involves searching a 22 dimensional space.

In principle if we took an arbitrarily high order expansion, then about the origin of the hexagon, in the region where the series for h converges, we would solve the Monge-Ampère equation precisely. However we see that we still have undetermined constants in the series, and these correspond to the fact that we must provide boundary conditions to determine a solution fully.

A posteriori, our numerics strongly suggest that h converges everywhere in the interior of the Delzant polytope. Constraining h to have the correct behavior on the boundary of the polytope should completely determine the remaining constants in the power series expansion. Hence we fit the remaining parameters by requiring Eq. (3.27) be satisfied at the boundary of the hexagon. As emphasized in the discussion around Eq. (3.29), the boundary conditions do not need to be supplied separately — they are enforced by Eq. (3.25) itself. For dP_3 , along $x_1 = 1$, Eq. (3.25) reduces to the boundary condition

$$\mathcal{BC} \equiv 1 - 2x_2 - 2x_2^2 + (1 - x_2^2)(1 - (1 + x_2)^2)h_{x_2x_2} - \exp[2(h_{x_1} + x_2h_{x_2} - h)] = 0. \quad (6.4)$$

To find this expression, we have assumed that h is smooth at the boundary $x_1 = 1$. At the corners $x_2 = 0$ and $x_2 = -1$, Eq. (6.4) reduces further to $h = h_{x_1}$ and $h = -h_{x_2} + h_{x_1}$ respectively. Explicitly, we determine the remaining parameters (A_0 through D_0 in the eighteenth order truncation) by minimizing

$$M = \sum_p |\mathcal{BC}(p)|^2, \quad (6.5)$$

summed over twenty equally spaced points along the boundary $x_1 = 1$. We find, as we include more terms in the series,

order	M	α	B_0	C_0	D_0
2	0.02	0.757			
6	9×10^{-5}	0.7753	0.011		
10	3×10^{-6}	0.77616	0.00508		
14	5×10^{-8}	0.776226	0.00480	-0.00055	
18	2×10^{-9}	0.776235	0.004781	-0.00015	0.004

(6.6)

The full expression for the 18th-order polynomial is given in a Mathematica notebook available for download at the websites [21]. In Appendix D we show the dependence of h at various locations in the polytope as a function of the number of terms taken in the expansion. We see that convergence for h is fast — apparently faster than polynomial — in the number of terms, and in particular for everywhere tested within the hexagon, and also on its boundary, we see convergence. In particular we see no sign of poor behaviour near or on the boundaries of the hexagon. We also see that the values the series converges to are in excellent agreement with the continuum extrapolated values of h found from the Ricci flow method and detailed in Appendix B. From these data we estimate that the potential given by the eighteenth order expansion differs from the true solution by approximately one part in 10^6 , and hence is comparable in this respect to the 400×400 Ricci flow result.

The figure of merit M does not give a very good indication of the degree of accuracy of our fit globally. To understand how well we are doing globally, we use the same local estimate of error as in the previous section, $D = \sqrt{\frac{1}{4}(R_{\mu\nu} - g_{\mu\nu})^2}$. We find that the maximum value D attains in the domain decreases with each increase in order of the expansion. The maximum is found on the lines connecting the origin to the hexagon vertices, and hence in Fig. 12, we plot this error estimate along one of these lines, $D(x_1, 0)$, for the 6th, 12th and 18th order polynomial expansions. As expected the error is smallest at the origin, and most error is localized near the boundaries. Since the error is rather localized near the hexagon vertex, we have plotted this error against $\ln(1 - x_1)$ to demonstrate that it is indeed finite at the vertex. We see that while the symplectic potential taken pointwise may be accurate to 1 part in 10^6 as stated above, since the error is localized in the hexagon corners, the quality of the solution is a little worse in these regions. We see for the 18th order approximation that the error in the Einstein condition, estimated by D , is about one part in 10^3 at the vertex.

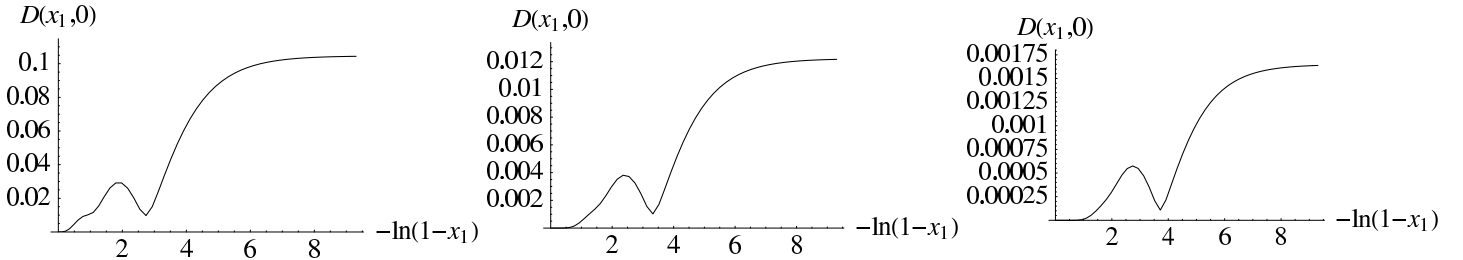


Figure 12: D , the error in the Einstein condition, along the line $x_2 = 0$ from the origin $x_1 = 0$ to the hexagon corner $x_1 = 1$ where the maximum of D in the hexagon domain occurs. The left plot is for a 6th order expansion, the middle is 12th order, and the right is 18th order. We see the error in the Einstein condition is quite localized near the hexagon corner (hence we plot against $\ln(1 - x_1)$), but remains finite there, and decreases everywhere with increasing numbers of terms in the expansion.

6.1 Laplacian eigenvalues

We can use this 18th order fit to extract the lowest eigenvalues (of eigenfunctions invariant under the D_6 action) on our manifold. Note that in coordinates where the metric is analytic, eigenfunctions of the Laplacian are analytic: elliptic equations with analytic coefficients have analytic solutions. Thus we can play a very similar game, expressing the eigenvectors as a local power series near the origin of the hexagon in the U and V variables:

$$\psi(U, V) = \frac{1}{10} + X_1 U + X_2 U^2 + X_3 U^3 + Y_1 V + \dots \quad (6.7)$$

We have chosen to normalize $\psi(0, 0) = 0.1$. We could in principle have used the differential equation to constrain some of the X_i and Y_i , but we did not, aiming for a fit whose errors are more evenly distributed over the hexagon. We fit a hundred equally spaced points in a square domain $0 < x_1 < 0.9$ and $-0.9 < x_2 < 0$ and minimize

$$M_\psi = \sum_p |\Delta\psi + \lambda\psi|^2, \quad (6.8)$$

as a function of λ and the X_i and Y_1 . By searching for successive local minima of M_ψ , we can extract successively higher eigenvalues. We find

order	M_ψ	X_1	X_2	X_3	Y_1	λ_1
2	0.006	-0.239				6.27
4	0.002	-0.246	0.011			6.325
6	3×10^{-5}	-0.245	0.006	0.006	-0.024	6.322

(6.9)

order	M_ψ	X_1	X_2	X_3	Y_1	λ_2
4	0.5	-0.69	0.79			17.4
6	0.008	-0.67	0.70	0.16	-1.28	17.2

(6.10)

For the lower eigenvalue 6.32, note that the ratio of the first two coefficients -2.39 is in reasonably good agreement with the corresponding ratio $-2.37/0.985 = -2.41$ determined in Section 5.

The choice to minimize M_ψ in the domain $0 < |x_i| < 0.9$ was a compromise that requires some justification. First, since (3.25) enforces its own boundary conditions, minimizing M_ψ close to the boundary $x_1 = 1$ is enforcing the boundary condition to first order in $x_1 - 1$. Second, the power series approximation for ψ experimentally does not appear to have good convergence properties near the boundary. Experimentally, the best values for the coefficients of the truncated power series (in the sense of agreeing with the coefficients of the power series itself) are obtained by making a compromise between minimizing over a set of points that extends to the boundary and minimizing over a set of points for which the power series has good convergence properties.

6.2 Harmonic (1,1)-forms

As noted in Section 3.7, harmonic (1,1)-forms and eigenfunctions of the Laplacian must satisfy a very similar equation. We end this section with a computation of the harmonic (1,1)-form θ_a . Unlike the eigenfunctions computed above, θ_a does not transform trivially under D_6 . Thus, we assume that μ_a has a more general expansion of the form

$$\mu_a = \ln(1 + v_a \cdot x) + \sum_{n,m} c_{nm} x_1^n x_2^m, \quad (6.11)$$

We use the same least squares approach as above, minimizing

$$M_\theta = \sum_p |\Delta \mu_a - \text{const}|^2. \quad (6.12)$$

Because of the explicit $x_1 \leftrightarrow x_2$ symmetry, we start with $a = 2$ and set $c_{nm} = c_{mn}$. Fitting to sixth order in x_1 and x_2 , we find

$$\begin{array}{l} c_{10} = -0.2250 \\ c_{20} = 0.0638 \\ c_{30} = -0.0301 \\ c_{40} = 0.0126 \\ c_{50} = -0.0150 \\ c_{60} = 0.0088 \end{array} \left| \begin{array}{l} c_{11} = 0.0311 \\ c_{21} = 0.0059 \\ c_{31} = 0.0005 \\ c_{41} = -0.0245 \\ c_{51} = 0.0223 \end{array} \right| \begin{array}{l} c_{22} = -0.0073 \\ c_{32} = -0.0240 \\ c_{42} = 0.0281 \\ c_{33} = 0.0196 \end{array} \quad (6.13)$$

The value of $M_\theta \sim 10^{-4}$ at the minimum implies an average error of 10^{-3} at each of the 100 points. Note the error gets much worse outside the fitting domain $|x_i| > 0.9$. The philosophy in this section is similar to that in the discussion of eigenfunctions: we are attempting to find more accurate values of the c_{ij} rather than attempting to minimize the global error.

The fit also yields $F^{ij}\theta_{ij} = 0.6672$, consistent with our expectations. We know that

$$\omega = \frac{1}{2} \sum_{a=1}^6 \theta_a. \quad (6.14)$$

Clearly $F^{i\bar{j}}F_{i\bar{j}} = 2$. By the dihedral symmetry group, the value of $F^{i\bar{j}}\theta_{i\bar{j}}$ should be independent of a . We conclude that

$$(\theta_a)_{i\bar{j}} F^{i\bar{j}} = \frac{2}{3}. \quad (6.15)$$

From θ_2 , we can reconstruct the other θ_a by applying the D_6 group action. To test how good our approximation to θ_2 was, we computed $\Theta^2 = \Theta^{ij}\Theta_{ij}$ where $\Theta_{ij} = \sum_a (\theta_a)_{ij}$ using our best fit for θ_2 . Since Θ_{ij} should be $2F_{ij}$, Θ^2 should be approximately eight. A plot of Θ^2 is shown in Fig. 13.

For the purposes of the KT solution described in the Introduction, we need a θ such that $\theta^{ij}F_{ij} = 0$. From the preceding discussion, any linear combination of the form $\sum_a c_a \theta_a$ such that $\sum_a c_a = 0$ will have this property. We also require that $\star\theta = -\theta$. In fact, the condition

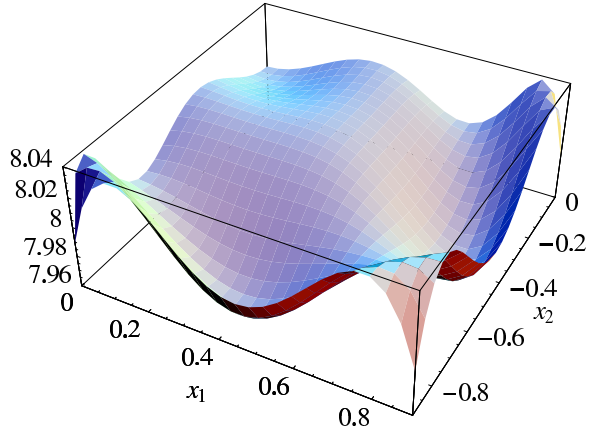


Figure 13: The value of Θ^2 for our 6th order fit.

$\sum_a c_a = 0$ enforces anti-self-duality. The reason is that the Hodge star treated as a linear operator acting on the space of harmonic (1,1)-forms has signature $(+ - - -)$. We know that $\star\omega = \omega$; thus any (1,1)-form orthogonal to ω must be anti-self-dual. In general, the numerics suggest that for such a θ , $\theta^{ij}\theta_{ij}$ will be a nontrivial function of both x_i and thus that solving for $h(p)$ requires solving a PDE in three real variables.

7. Discussion

In this paper we have described three different methods to find the Kähler-Einstein metric on dP_3 . All three methods exploit the Kähler and toric structures of the manifold, allowing us, using modest computing resources, to compute the metric in both Kähler and symplectic coordinates to an accuracy of one part in 10^6 . The results of the different methods are consistent to within that error. We expect that this accuracy is sufficient if one wishes to compute geometric quantities for either physical or mathematical applications, and we have made available the data along with Mathematica notebooks to allow manipulation of these results [21].

We noted that, for a lesser accuracy of one part in 10^3 , a simple expression for the smooth part h of the symplectic potential, $g = g_{\text{can}} + h$, already provides such an approximation, and we repeat it here:

$$h(x_1, x_2) = -0.22412U - 0.01450U^2 - 0.00521U^3 + 0.00734V,$$

$$U = x_1^2 + x_1x_2 + x_2^2, V = x_1^2x_2^2(x_1 + x_2)^2.$$

where g_{can} is given in equation 3.15. The resulting metric satisfies the Einstein condition everywhere to better than 10% as discussed in Section 5.

Simulation of Ricci flow has proven to be an effective way to solve the Einstein equation. We have found that implementing the flow is a little simpler in symplectic coordinates: the domain is naturally compact; the symmetries are more manifest; and the boundary conditions are simpler. Our codes (which were not optimized for speed) converged in a few hours for the highest resolutions. For higher accuracy than attained here, one could optimize the flow simulation, for example by taking more advantage of the discrete symmetries than we have done. More generally, Ricci flow simulation, using an explicit finite differencing method as we have done, can be thought of as a particular iterative scheme for solving the Monge-Ampère equation. If one is interested only in solving that equation, and not in accurately simulating Ricci flow, then this scheme could be modified to improve speed. For example, by replacing the Jacobi-type updating method by a Gauss-Seidel method, one obtains a faster algorithm (experimentally, 50% faster in complex coordinates). To obtain a parametric improvement in speed would likely require a non-local modification such as multi-grid.

The constrained optimization approach we have demonstrated uses the symplectic polynomials, reducing the size of the search space by solving the Monge-Ampère equation order by order in x_i , and has proven very powerful. It is as accurate as the Ricci flow results, but is quicker. One drawback is that the hexagon origin is singled out as the point where the solution is best, and the error in the solution becomes tightly localized at the corners of the hexagon. Most computational time is invested in determining the constraints in the series expansion, and this algebraic problem gets worse the more terms that are included in the expansion. However, once one has this solution, the numerical minimization of the error function is simple.

The two methods are complementary in the sense that for Ricci flow the time is spent in numerically computing the flow, whereas for the optimization the time is spent algebraically computing the expansion of the potential. The principle advantage of Ricci flow is that the method is very general, and while it benefits from the Kähler and toric structures it certainly applies to more general problems which do not possess them. It is not clear how widely applicable the constrained optimization approach is, as it likely works due to the special properties resulting from those mathematical structures. However, it would be interesting to investigate its application to other situations. It would also be interesting to compare these approaches, particularly the constrained optimization, with Donaldson's method [3].

Acknowledgments

We would like to thank Ken Bube, Simon Donaldson, Richard Hamilton, Julien Keller, Liam McAllister, Gang Tian, and Ursula Whitcher for discussion. C.H. would like to acknowledge the support of the String Phenomenology Workshop at the KITP, UCSB and the Physics Department at the University of Texas, Austin where part of this work was done. C.D. is supported in part by a Royalty Research Fund Scholar Award from the Office of Research, University of Washington. M.H. is supported by the Stanford Institute for Theoretical Physics and by NSF grant PHY 9870115. C.H. is supported in part by U.S. Department of Energy

under Grant No. DE-FG02-96ER40956 and by the National Science Foundation under Grants No. PHY99-07949 and No. PHY-0455649. J.K. is supported in part by a VIGRE graduate fellowship. T.W. is supported by a PPARC advanced fellowship and the Halliday award.

A. Canonical metric on \mathbb{CP}^2

Consider \mathbb{CP}^2 which has the fan, unique up to $SL(2, \mathbb{Z})$ transformations, $v_1 = (1, 0)$, $v_2 = (0, 1)$, and $v_3 = (-1, -1)$. We choose all the $\lambda_a = 1$ in g_{can} to assure that the class of the resulting Kähler form is proportional to the first Chern class,

$$g_{\text{can}} = \frac{1}{2} \left[(1+x_1) \ln(1+x_1) + (1+x_2) \ln(1+x_2) + (1-x_1-x_2) \ln(1-x_1-x_2) \right]. \quad (\text{A.1})$$

From g_{can} , we can reconstruct the complex coordinates

$$1+x_1 = \frac{3e^{2u_1}}{1+e^{2u_1}+e^{2u_2}}; \quad 1+x_2 = \frac{3e^{2u_2}}{1+e^{2u_1}+e^{2u_2}}; \quad (\text{A.2})$$

$$1-x_1-x_2 = \frac{3}{1+e^{2u_1}+e^{2u_2}}.$$

The canonical Kähler potential is then

$$f_{\text{can}} = \frac{3}{2} \ln(1+e^{2u_1}+e^{2u_2}) - \frac{3}{2} \ln 3 - u_1 - u_2. \quad (\text{A.3})$$

The expression g_{can} satisfies (3.25) provided $c = \ln(4/3)$ and $\gamma = 0$. For \mathbb{CP}^2 , the canonical metric is the Fubini-Study metric. In terms of the traditional homogenous coordinates (X_1, X_2, X_3) on \mathbb{CP}^2 , the Kähler potential is traditionally written, with a different choice of normalization of the volume, in the patch $X_3 \neq 0$

$$\ln(1 + |X_1/X_3|^2 + |X_2/X_3|^2). \quad (\text{A.4})$$

Thus, we identify $|X_1/X_3| = \exp(u_1)$ and $|X_2/X_3| = \exp(u_2)$. The canonical metric is always Kähler-Einstein for Cartesian products of projective spaces [37].

B. Numerical Ricci flow implementation and error estimates

In this appendix we give technical details of our two finite difference implementations of Ricci flow, and also discuss the continuum convergence and estimate errors for the resolutions used.

B.1 Implementation in complex coordinates

We work on a square domain slightly bigger than a unit polydisk, $0 \leq \xi \leq L$ and $0 \leq \eta \leq L$ ($L > 1$) where f is assumed to have Neumann boundary conditions along $\xi = 0$ and $\eta = 0$. Along the internal boundaries, $\xi = L$ and $\eta = L$, we employ a kind of periodic boundary condition enforced by the \mathbb{Z}_6 symmetry of the hexagon. We take

$$f(\xi, L) = f(1/L, \xi L) + \ln L, \quad (\text{B.1})$$

to map the boundary $\eta = L$ for $0 \leq \xi < 1/L$ back into our square domain. For $1/L < \xi < 1$, we take a composition of the above map:

$$f(\xi, L) = f(1/(L\xi), \xi) + \ln L^2 \xi . \quad (\text{B.2})$$

For the $\xi = L$ boundary, we take the preceding rules with η and ξ switched. For the points along the boundary with $\xi > 1$ or $\eta > 1$, we use the rule

$$f(\xi, \eta) = f(1/\xi, 1/\eta) + 2 \ln \xi + 2 \ln \eta . \quad (\text{B.3})$$

Note that as indicated in Section 4.1, due to the \mathbb{Z}_6 symmetry, for any point $p = (\xi, \eta)$, with $\xi > 1$ or $\eta > 1$, the value of $f(p)$ should be related by a Kähler transformation to the value of f at a point inside the unit polydisk.

Although we are only enforcing the \mathbb{Z}_6 symmetry along the boundary of our coordinate patch, the symmetry will hold globally. First, our initial potential f_{can} respects the symmetry. Second, Ricci flow preserves the symmetry.

To discretize (4.2), we approximated $f(\xi, \eta)$ by its values $\mathcal{F}_{I,J}$ on an $N \times N$ grid with lattice spacing $\Delta = L/(N - 1)$ and used standard second order finite differencing for derivatives. In evaluating the first order derivatives at the boundary, we took

$$\frac{1}{\xi} \frac{\partial f}{\partial \xi} \Big|_{\xi=0} = \frac{\partial^2 f}{\partial \xi^2} \Big|_{\xi=0} \quad \text{and} \quad \frac{1}{\eta} \frac{\partial f}{\partial \eta} \Big|_{\eta=0} = \frac{\partial^2 f}{\partial \eta^2} \Big|_{\eta=0} . \quad (\text{B.4})$$

To impose a discrete version of the boundary conditions, we added extra rows and columns along the grid. To impose Neumann boundary conditions, we imposed that $\mathcal{F}_{0,J} = \mathcal{F}_{2,J}$ and $\mathcal{F}_{I,0} = \mathcal{F}_{I,2}$. To impose the periodic boundary conditions along the (I, N) and (N, J) boundaries, we mapped the the point $(I, N + 1)$ or $(N + 1, J)$ back inside the grid using the symmetries and used a bicubic interpolation to compute a best value for f .

B.2 Implementation in symplectic coordinates

We represented h on a uniform square lattice in the variables x_1, x_2 . Such a lattice has several advantages, aside from simplicity. First, according to (3.10), these points are also spread uniformly according to the measure of any symplectic metric. Second, the lattice is itself invariant under the symmetries of the hexagon (since these are elements of $GL(2, \mathbb{Z})$). In fact, in view of this symmetry group, the lattice should in a sense be considered triangular, with “edges” running not just horizontally and vertically, but also along the diagonals with slope -1 . In other words, a given lattice point (x_1, x_2) has six nearest neighbors: $(x_1 \pm \Delta, x_2)$, $(x_1, x_2 \pm \Delta)$, and $(x_1 \pm \Delta, x_2 \mp \Delta)$ (where Δ is the lattice spacing). First and second derivatives were calculated using these nearest neighbor points in a way that was accurate to second order in the lattice spacing and respected the hexagon symmetries. Generally speaking, the lattice spacing was chosen to be one over an integer, so that the polytope boundaries passed through lattice points. In view of the free boundary conditions for h , on these boundaries the necessary derivatives were computed by extrapolation, using next-to-nearest neighbor points to give third order accuracy.

B.3 Simulation of Ricci flow

The Ricci flow was simulated by an explicit method, with first-order accurate time derivatives and a time step of $\propto \Delta^2$. The constant of proportionality is of order one, but depends on the initial metric since the equation is non-linear. For the canonical choices of initial potentials in the complex coordinate case we required a time step $\frac{1}{7}\Delta^2$, while in the symplectic case we required $\frac{1}{2}\Delta^2$. However modifying the initial potential may require a smaller initial timestep.

The diffusive nature of the flow requires the time step to be the square of the spatial lattice interval. The errors in the time derivatives are therefore of the same order as in the spatial derivatives. In order to proceed to much higher resolutions implicit differencing, such as the Crank-Nicholson scheme should be used, or the time steps would become prohibitively small. However, for the resolutions we have used here, the explicit method is quite manageable.

B.4 Convergence tests

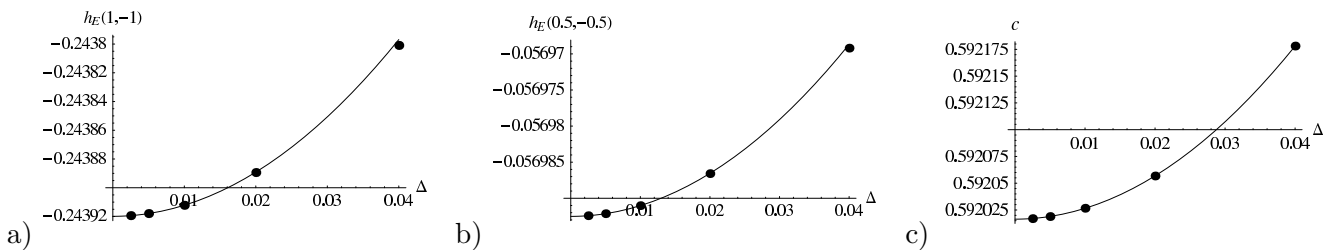


Figure 14: (a) $h_E(1, -1)$ and (b) $h_E(0.5, 0.5)$ as functions of the number of lattice points, compared to a fit assuming second order scaling to the continuum, fitted using the highest two resolution points. Then (c) shows the value of c such that $h(0,0)$ vanishes, the extrapolated continuum value of which is 0.592016.

In both the complex and symplectic implementations various resolutions were used to compute the Kähler-Einstein metric, both to check convergence to the continuum and estimate error.

Taking the example of the symplectic implementation, we uniformly covered the coordinate square $0 \leq x_1 \leq 1, -1 \leq x_2 \leq 0$. Various lattice sizes were used, including $25 \times 25, 50 \times 50, 100 \times 100, 200 \times 200, 400 \times 400$. The calculations were performed on a desktop computer, with the lowest resolution 25×25 taking seconds to run, and the highest resolution 400×400 taking many hours. We estimate h_E as h for sufficient flow time that the update of h in a time step is of order the machine precision. Since second order differencing was used to implement the flow locally, we expect that any quantity measured, say O , should scale to the continuum as $O_{\text{continuum}} + \Delta^2 O_{\text{correction}} + \mathcal{O}(\Delta^3)$. Values of the relaxed function h at different coordinate locations were used to check this scaling, and indeed give this consistent second order scaling behaviour. In Fig. 14 we give an example, plotting the value of the boundary point $h_E(1, -1)$, and also the value of an interior point $h_E(0.5, -0.5)$ where we note that in the flow, $h(0,0)$ is fixed to zero by the appropriate choice of c , which is shown in Fig. 14c.

Using the two highest resolution points we fit the second order scaling behaviour above, and see a very good fit to the lower resolution points, with $h_E(1, -1) = -0.2439 + 0.077\Delta^2$ and $h_E(0.5, -0.5) = -0.0570 + 0.014\Delta^2$. These fits indicate the error in the value of h_E at a point is about 10^{-6} for the highest resolution 400×400 grid calculated in the symplectic implementation.

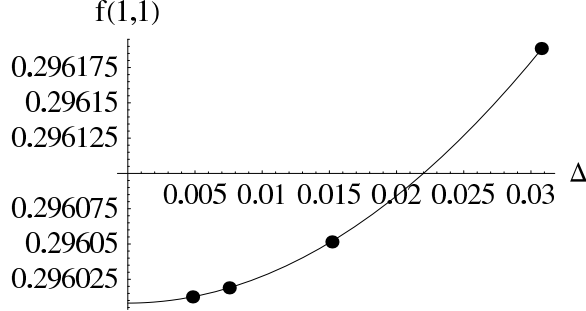


Figure 15: A plot of the value of the Kähler potential at the center of the hexagon as a function of Δ . The four data points correspond to our 40×40 , 80×80 , 160×160 , and 250×250 grids. The linear fit was made with the two data points with smallest Δ , giving $0.296008 + 0.1898\Delta^2$

Likewise in the complex coordinate implementation, various resolutions were computed, up to 250×250 . The value of the potential at the center of the hexagon, $(\xi = 1, \eta = 1)$ is plotted in Fig. 15 and we see that the convergence to the continuum value is quadratic in Δ , again consistent with the second order spatial finite differencing. This and other such tests suggest our best 250×250 grid in the complex case is accurate to about a part in 10^5 .

Note that in both the symplectic and complex coordinates, the value of $2f + c$ at the center of the hexagon was found to be 0.592016.

The diffusion flow used to study the eigenfunctions of the scalar Laplacian was also differenced to second order accuracy. The flow was simulated using the same explicit method, with time step $\frac{1}{2}\Delta^2$, and for the same resolutions as above. Using the lowest non-constant eigenfunction which transforms trivially under the action of the $U(1)^2$ and D_6 isometries, we plot in Fig. 16 the eigenvalue extracted for different resolutions, using the same initial data for the diffusion, and again fitting second order scaling to the two highest resolutions. We see consistent second order scaling behaviour.

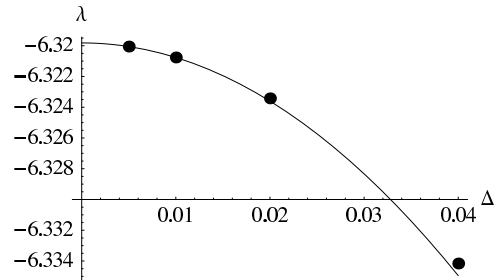


Figure 16: The eigenvalue as a function of number of lattice points for the lowest non-constant eigenfunction which transforms trivially under the hexagon and $U(1) \times U(1)$ symmetry. Again we see good agreement with a second order scaling fit function.

C. D_6 -invariant polynomials

In this section, we describe the set of polynomials

$$\mathcal{P} = \sum_{n,m} b_{n,m} x_1^n x_2^m \quad (\text{C.1})$$

invariant under the dihedral group acting on the hexagon.

Our dihedral group is generated by two elements R_1 and R_2 (see (3.50)). If we take a linear combination of the x_i , $v \cdot x$, then $R_i(v \cdot x) = v \cdot R_i \cdot x = (R_i^t v) \cdot x$, i.e the R_i act on v by their transpose.

Now, R_2 has eigenvalues $e^{\pi i/3}$ and $e^{-\pi i/3}$. A convenient basis of eigenvectors is

$$\begin{aligned} v_1 &= (e^{\pi i/6}, e^{-\pi i/6}) , \\ v_2 &= (e^{-\pi i/6}, e^{\pi i/6}) . \end{aligned}$$

The basis is convenient because a polynomial that is symmetric in $a_1 \equiv v_1 \cdot x$ and $a_2 \equiv v_2 \cdot x$ is symmetric in x_1 and x_2 .

Consider the polynomial

$$\mathcal{P} = \sum_{n,m} c_{n,m} a_1^n a_2^m . \quad (\text{C.2})$$

Symmetry under interchange of a_1 and a_2 requires $c_{n,m} = c_{m,n}$. Moreover, we have

$$R_2(a_1^n a_2^m) = \exp\left(\frac{\pi i}{3}(n-m)\right) a_1^n a_2^m \quad (\text{C.3})$$

which implies that $n-m \equiv 0 \pmod{6}$. We conclude that the most general polynomial invariant under the group action can be decomposed into a sum of polynomials of the form $a_1^n a_2^m + a_1^m a_2^n$ where $n-m \equiv 0 \pmod{6}$.

For example, two important invariant polynomials are

$$\begin{aligned} a_1 a_2 &= x_1^2 + x_1 x_2 + x_2^2 \equiv U , \\ \frac{1}{27}(a_1^3 + a_2^3)^2 &= x_1^2 x_2^2 (x_1 + x_2)^2 \equiv V . \end{aligned}$$

We now argue that any invariant polynomial can be decomposed into sums and products of U and V . Assume $a_1^n a_2^m + a_1^m a_2^n$ is left invariant by R_2 and assume m is the minimum of m and n . Then

$$a_1^n a_2^m + a_1^m a_2^n = (a_1 a_2)^m (a_1^{n-m} + a_2^{n-m}) = U^m (a_1^{n-m} + a_2^{n-m})$$

One can prove inductively that $a_1^{n-m} + a_2^{n-m}$ can be written in terms of U and V whenever $(n-m)$ is a multiple of 6. So U and V generate the polynomials invariant under R_1 and R_2 .

D. Convergence and error estimates of the constrained optimization method

In this appendix we give convergence results for the smooth part of the symplectic potential, $h(x_1, x_2)$ determined in Section 6. At all points in the hexagon domain the value of h was observed to converge quickly with increasing numbers of terms taken in the series expansion at the origin. In Fig. 17 we plot the value of h at 3 points. Note that one of these points lies on the boundary of the hexagon. All other points checked, both in the hexagon interior and on the boundary, gave qualitatively similar convergence. In the figure we also compare the data with the extrapolated continuum results for the Ricci flow given in the previous appendix (suitably adjusting for the different value of c). We see excellent agreement. We may also estimate that the eighteenth order results and the estimated infinite order result differ at the 1 part in 10^6 level.

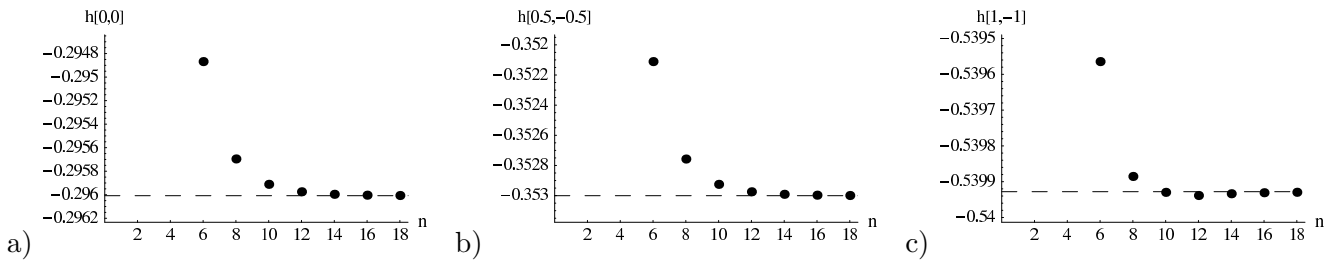


Figure 17: (a) $h(0,0)$, (a) $h(0.5, -0.5)$ and (b) $h(1, -1)$ as functions of the number terms in the expansion. The dashed lines show the extrapolated continuum from the Ricci flow results.

References

- [1] S.-T. Yau, “Calabi’s Conjecture and some new results in algebraic geometry,” Proc. Nat. Acad. Sci. **74**, 1798 (1977);
S.-T. Yau, “On the Ricci curvature of a compact Kahler manifold and the complex Monge-Ampere equations,” Comm. Pure App. Math. **31**, 339-411 (1978).
- [2] M. Headrick and T. Wiseman, “Numerical Ricci-flat metrics on K3,” Class. Quant. Grav. **22**, 4931 (2005) [arXiv:hep-th/0506129].
- [3] S. Donaldson, “Some numerical results in complex differential geometry,” arXiv:math.DG/0512625.
- [4] M. R. Douglas, R. L. Karp, S. Lukic and R. Reinbacher, “Numerical Calabi-Yau metrics,” arXiv:hep-th/0612075.
- [5] M. R. Douglas, R. L. Karp, S. Lukic and R. Reinbacher, “Numerical solution to the hermitian Yang-Mills equation on the Fermat quintic,” arXiv:hep-th/0606261.
- [6] G. Tian, “On Kähler-Einstein metrics on certain Kähler manifolds with $c_1(M) > 0$,” Invent. Math. **89** (1987) 225-246;
G. Tian and S. T. Yau, “On Kähler-Einstein metrics on complex surfaces with $C_1 > 0$,” Commun. Math. Phys. **112** (1987) 175-203.

- [7] Y.T. Siu, “The existence of Kähler-Einstein metrics on manifolds with positive anticanonical line bundle and a suitable finite symmetry group” *Ann. of Math. (2)* **127** (1988), no. 3, 585-627.
- [8] B. Feng, A. Hanany and Y. H. He, “Phase structure of D-brane gauge theories and toric duality,” *JHEP* **0108**, 040 (2001) [arXiv:hep-th/0104259].
- [9] A. Hanany and A. Iqbal, “Quiver theories from D6-branes via mirror symmetry,” *JHEP* **0204**, 009 (2002) [arXiv:hep-th/0108137].
- [10] C. E. Beasley and M. R. Plesser, “Toric duality is Seiberg duality,” *JHEP* **0112**, 001 (2001) [arXiv:hep-th/0109053].
- [11] I. R. Klebanov and A. A. Tseytlin, “Gravity duals of supersymmetric $SU(N) \times SU(N+M)$ gauge theories,” *Nucl. Phys. B* **578**, 123 (2000) [arXiv:hep-th/0002159].
- [12] I. R. Klebanov and M. J. Strassler, “Supergravity and a confining gauge theory: Duality cascades and χ SB-resolution of naked singularities,” *JHEP* **0008**, 052 (2000) [arXiv:hep-th/0007191].
- [13] M. Abreu, “Kähler geometry of toric manifolds in symplectic coordinates,” to appear in *Toric Varieties in Algebraic Geometry and Physics* V. Batyrev (ed.), AMS, math.DG/0004122
- [14] G. Tian and X. Zhu, “Convergence of Kähler-Ricci Flow,” *J. Amer. Math. Soc.*, posted Nov 17 2006, S-0894-0347(06)00552-2 (2006)
- [15] K. Hori and A. Kapustin, “Duality of the fermionic 2d black hole and $N = 2$ Liouville theory as mirror symmetry,” *JHEP* **0108**, 045 (2001) [arXiv:hep-th/0104202].
- [16] D. Garfinkle and J. Isenberg, “Critical behavior in Ricci flow,” arXiv:math.DG/0306129;
D. Garfinkle and J. Isenberg, “Numerical studies of the behavior of Ricci flow,” in *Geometric evolution equations*, vol. 367 of *Contemp. Math.*, pp. 1-3–114. Amer. Math. Soc., Providence, RI, 2005.
- [17] M. Headrick and T. Wiseman, “Ricci flow and black holes,” *Class. Quant. Grav.* **23**, 6683 (2006) [arXiv:hep-th/0606086].
- [18] M. Headrick and T. Wiseman, to appear
- [19] X. Wang and X. Zhu, “Kähler-Ricci solitons on toric manifolds with positive first Chern Class,” *Adv. Math.* **188** (2004) no. 1, 87-103
- [20] V. Baytrev and E. Selivanova, “Einstein-Kähler metrics on symmetric toric Fano manifolds,” *J. Reine. Agnew. Math.* **512** (1999), 225-236.
- [21] www.stanford.edu/~headrick/dP3/
www.phys.washington.edu/~herzog/dP3/
- [22] S. Donaldson and J. Keller, to appear
- [23] S. B. Giddings, S. Kachru and J. Polchinski, “Hierarchies from fluxes in string compactifications,” *Phys. Rev. D* **66**, 106006 (2002) [arXiv:hep-th/0105097].
- [24] S. Kachru, R. Kallosh, A. Linde and S. P. Trivedi, “De Sitter vacua in string theory,” *Phys. Rev. D* **68**, 046005 (2003) [arXiv:hep-th/0301240].
- [25] S. Kachru, R. Kallosh, A. Linde, J. M. Maldacena, L. McAllister and S. P. Trivedi, “Towards inflation in string theory,” *JCAP* **0310**, 013 (2003) [arXiv:hep-th/0308055].

- [26] E. J. Copeland, R. C. Myers and J. Polchinski, “Cosmic F- and D-strings,” JHEP **0406**, 013 (2004) [arXiv:hep-th/0312067].
- [27] K. Altmann, “The versal deformation of an isolated toric Gorenstein singularity,” arXiv:alg-geom/9403004.
- [28] D. Berenstein, C. P. Herzog, P. Ouyang and S. Pinansky, “Supersymmetry breaking from a Calabi-Yau singularity,” JHEP **0509**, 084 (2005) [arXiv:hep-th/0505029].
- [29] S. Franco, A. Hanany, F. Saad and A. M. Uranga, “Fractional branes and dynamical supersymmetry breaking,” JHEP **0601**, 011 (2006) [arXiv:hep-th/0505040].
- [30] M. Bertolini, F. Bigazzi and A. L. Cotrone, “Supersymmetry breaking at the end of a cascade of Seiberg dualities,” Phys. Rev. D **72**, 061902 (2005) [arXiv:hep-th/0505055].
- [31] A. Brini and D. Forcella, “Comments on the non-conformal gauge theories dual to $Y(p,q)$ manifolds,” JHEP **0606**, 050 (2006) [arXiv:hep-th/0603245].
- [32] M. Grana and J. Polchinski, “Supersymmetric three-form flux perturbations on $AdS(5)$,” Phys. Rev. D **63**, 026001 (2001) [arXiv:hep-th/0009211].
- [33] Y. Matsushima, “Sur la structure du groupe d’homéomorphismes analytiques d’une certaine variété kaehlérienne,” Nagoya Math. J. **11** (1957), 145-150.
- [34] S. Franco, Y. H. He, C. Herzog and J. Walcher, “Chaotic duality in string theory,” Phys. Rev. D **70**, 046006 (2004) [arXiv:hep-th/0402120];
S. Franco, Y. H. He, C. Herzog and J. Walcher, “Chaotic cascades for D-branes on singularities,” arXiv:hep-th/0412207.
- [35] C. P. Herzog, Q. J. Ejaz and I. R. Klebanov, “Cascading RG flows from new Sasaki-Einstein manifolds,” JHEP **0502**, 009 (2005) [arXiv:hep-th/0412193].
- [36] C. P. Herzog and I. R. Klebanov, “On string tensions in supersymmetric $SU(M)$ gauge theory,” Phys. Lett. B **526**, 388 (2002) [arXiv:hep-th/0111078].
- [37] V. Guillemin, “Kähler structures on toric varieties,” J. Diff. Geom. **40** (1994) 285-309.
- [38] W. Fulton, *Introduction to Toric Varieties*, Princeton University Press, 1993, p 92.