

A note on singular D-branes in group manifolds

Taichi Itoh and Sang-Jin Sin

Department of Physics, Hanyang University, Seoul 133-791, Korea

Abstract

After reviewing D-branes as conjugacy classes and various charge quantizations (modulo k) in WZW model, we develop the classification and systematic construction of all possible untwisted D-branes in Lie groups of A-D-E series. D-branes are classified according to their positions in the maximal torus. The moduli space of D-branes is naturally identified with a unit cell in the weight space which is exponentiated to be the maximal torus. However, for the D-brane classification, one may consider only the fundamental Weyl domain that is surrounded by the hyperplanes defined by Weyl reflections. We construct all the D-branes by the method of iterative deletion in the Dynkin diagram. The dimension of a D-brane always becomes an even number and it reduces as we go from a generic point of the fundamental domain to its higher co-dimensional boundaries. Quantum mechanical stability requires that only D-branes at discrete positions are allowed.

arXiv:hep-th/0206238v3 3 Jul 2002

1 Introduction

D-branes are central elements of modern string theory. Therefore it is important to ask what are possible D-brane configurations in curved space. Group manifolds provide us solvable string theory backgrounds in terms of current algebra and D-branes therein can be described by the gluing conditions [1, 2, 3], which specify how the left and right currents are matched along the D-branes. In WZW model, there is an intrinsic B field in the bulk of the group manifold, as well as a $U(1)$ gauge field on the D-brane such that $B + F$ is the gauge invariant quantity. It is interesting to observe that it is the charge of F field that is quantized. This was first observed in [4] and explained in physical terms in [5]. Later this phenomena got a purely geometric explanation [6, 7]. The D-brane charges and their relations to twisted K-theory were recognized in [8, 9].

Though the group manifold of lower dimension can be applied to string theory, higher dimensional groups can also play a role through the coset constructions. Therefore the study of D-branes in general group manifolds is interesting as well. There is an extensive literature on this subject, however it is mostly on either the generic brane or the D0-brane. The former is of the highest possible dimension in a given group manifold, while the latter is of the lowest dimension. However, it is quite clear that there is a variety of D-branes between these two extremes as can be seen from recognizing D-branes as the conjugacy classes. In a recent paper, Stanciu [10] studied such singular D-branes in $SU(3)$ case. In this paper we consider more general group manifolds whose Lie algebras are simply-laced (A-D-E series).

D-branes will be classified according to their positions in the maximal torus. The moduli space of D-branes is naturally identified with a unit cell in the weight space which is exponentiated to be the maximal torus. However, for the D-brane classification, one may consider only the fundamental Weyl domain that is surrounded by the hyperplanes defined by Weyl reflections. We construct all the D-branes by the method of iterative deletion in the Dynkin diagram. The dimension of a D-brane always becomes an even number and it reduces as we go from a generic point of the fundamental domain to its higher co-dimensional boundaries. Quantum mechanical stability requires that only D-branes at discrete positions are allowed. We consider only the untwisted D-branes leaving the twisted case to later study.

The rest of the paper consists as follows: In section 2, we review the quantization of the level k of WZW model and that of ‘D0-charge’ modulo k , by considering the single-valuedness of the path integral of WZW model of open strings. In section 3, we review the identification of the D-branes as the conjugacy classes. In section 4, we describe the classification of the singular D-branes, which is the main contents of this paper. In

section 5, we discuss the discretization of D-brane positions due to quantum mechanical consistency. In section 6, we summarize and conclude with future projects.

2 D-branes in group manifolds: a review

In this section we give a self-contained review of the quantization of the level k and that of $D(p-2)$ -charge in a Dp -brane modulo k . The former is associated with the existence of H -monopoles while the latter with that of F -monopoles. We also give a brief summary of the reasoning why the D-branes in group manifolds are given by the conjugacy classes.

2.1 WZW model and H -monopoles

The sigma model action for closed strings propagating in the group manifold G is given by Wess-Zumino-Witten (WZW) action without boundary terms [11]:

$$S_{closed} = \frac{k}{4\pi} \int_{\Sigma} \text{Tr}(\partial_+ g \partial_- g^{-1}) + \int_M H, \quad (2.1)$$

where k is a number to be identified with the level of the relevant affine Lie algebra and

$$H = \frac{k}{12\pi} \text{Tr}[(g^{-1} dg)^3] \quad (2.2)$$

is the canonical 3-form defined on a 3-dimensional extension of the string world sheet in target manifold, i.e, it is defined on $M \subset G$ such that $\partial M = g(\Sigma)$. For a compact semi-simple Lie group G , one can extend $g(\Sigma)$ to M since there is no topological obstacle, namely, $\pi_2(G) = \{0\}$. Normalization of the 3-form H is fixed by the conformal symmetry [11]. The symmetry of WZW model is the affine Lie algebra generated by chiral currents of $G_L \times G_R$ symmetry.

Since H is a closed 3-form, it is locally given by $H = dB$ on M allowing us to rewrite the Wess-Zumino (WZ) action as

$$S^{WZ} \equiv \int_M H = \int_{g(\Sigma)} B = \int_{\Sigma} g^* B. \quad (2.3)$$

So it describes the coupling of the closed string world sheet with the NS B field. Notice that the WZ action depends on how $g(\Sigma)$ is extended, namely it depends on our choice of M . In order to make the theory well-defined in quantum level, such an ambiguity in WZ action should be modulo 2π . This requirement leads to restricting the level k to be an integer; Imagine 3-dimensional manifolds M_1 and M_2 which share the same boundary $g(\Sigma)$ and are oriented to $g(\Sigma)$ in the same way, for instance, M_1 as bulk inside $g(\Sigma)$,

whereas M_2 as bulk outside. The difference between the WZ actions defined on M_1 and M_2 is

$$\int_Z H \tag{2.4}$$

where $Z \equiv M_1 - M_2$ is a 3-cycle in G . If the above integral is nonzero then H must be a nonzero element of $H^3(G; \mathbf{R}) = \mathbf{R}$. In fact, $\pi_3(G) = \mathbf{Z}$ for any compact semi-simple Lie group G ensures that the integral is an integer multiplied by $2\pi k$, that is

$$\int_Z H = 2\pi kn, \quad n \in \mathbf{Z}, \tag{2.5}$$

where n counts the winding number of the extended map $g : Z \mapsto G$ which is wrapped by the 3-cycle Z . The winding number n is also identified with the number of B field monopoles (hereafter simply referred to as H -monopoles) inside 4-dimensional bulk enclosed by Z .

The well-definedness of WZ action therefore requires that the integral (2.5) takes values only on $2\pi\mathbf{Z}$. In other words, H must be an element of the integer cohomology:

$$[H]/2\pi \in H^3(G; \mathbf{Z}). \tag{2.6}$$

Moreover,

$$kn \in \mathbf{Z}, \quad \forall n \in \mathbf{Z} \implies k \in \mathbf{Z}. \tag{2.7}$$

Thus the WZW model with an integer k becomes a well-defined quantum theory. It is referred to the level k WZW model [11]. Notice that the period of H actually takes values on $k\mathbf{Z}$ and not on the whole of \mathbf{Z} :

$$[H]/2\pi \in H^3(G; k\mathbf{Z}). \tag{2.8}$$

In order words, $[H]/2\pi$ as an element of $H^3(G; \mathbf{Z}_k)$ is 0, where $\mathbf{Z}_k \equiv \mathbf{Z}/k\mathbf{Z} = \{0, 1, \dots, k-1\}$. Later, we will see that the same modularity \mathbf{Z}_k arises also in the WZW model for open strings.

2.2 WZW model for open strings and $D(p-2)$ -charge

D-branes are hypersurfaces obtained by imposing Dirichlet boundary conditions to open string end points. Since each end point carries a Chan-Paton degree of freedom which couples to a $U(1)$ gauge field A , the gauge invariant 2-form on a D-brane is $\mathcal{F} \equiv B + F$, the combination of the NS B field and the $U(1)$ gauge flux $F = dA$.

We can think of an open string world sheet a closed surface by attaching some 2-disks. Since the open string end points are attached on D-branes, one can choose the 2-disks as to be embedded in a D-brane world volume Q . In figure 1, $g(\Sigma)$ is the image of an open

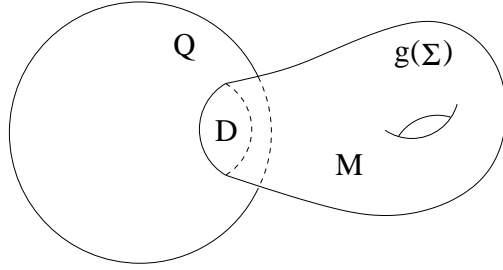


Figure 1: An open string world sheet in a group manifold G . $g(\Sigma)$ is the open string world sheet embedded by $g(x)$ into G , while M is a 3-dimensional manifold with boundary $g(\Sigma) + D$. The 2-disk D is embedded in a D-brane world volume Q .

string world sheet Σ under $g : \Sigma \mapsto G$, while D is a 2-disk embedded in Q . Let M be the 3-dimensional manifold whose boundary is $\partial M = g(\Sigma) + D$. In general, D may be replaced by a set of disjoint 2-disks $\bigcup_i D_i$. Now we can extend the mapping g to three dimensions to define the WZW action.

The WZW model for open strings can be described by the sigma model action [12]

$$S_{open} = \frac{k}{4\pi} \int_{\Sigma} \text{Tr}(\partial_+ g \partial_- g^{-1}) + \int_M H - \int_D \mathcal{F}, \quad (2.9)$$

where the first two terms are familiar from WZW action for closed strings, while \mathcal{F} is a 2-form on $D \subset Q$ defined by $\mathcal{F} = B + F$, with NS B field and the U(1) gauge field $F = dA$ defined on the D-brane world volume. Apparently, the WZ action, namely the last two terms, depends on the choice of the 2-disks to form a closed surface out of the open string world sheet. If $H = dB$ globally, however, one can easily show this is not the case;

$$S^{WZ} \equiv \int_M H - \int_D \mathcal{F} = \int_{g(\Sigma)} B - \int_D F = \int_{\Sigma} g^* B + \int_{\partial\Sigma} g^* A, \quad (2.10)$$

where we have used $g(\partial\Sigma) = -\partial D$ in the last equality. If $H \neq dB$ globally, or equivalently if $\int_{Z_3} H \neq 0$ for any 3-cycle Z_3 , the above action for open strings has some ambiguity associated with the choice of (M, D) .

Suppose we have (M_1, D_1) and (M_2, D_2) which share the same relative boundary $g(\Sigma)$ modulo Q , say explicitly $\partial M_1 - D_1 = \partial M_2 - D_2 = g(\Sigma)$. The difference between the two S^{WZ} 's becomes

$$\int_Z H - \int_S \mathcal{F} \equiv C \quad (2.11)$$

where $(Z, S) = (M_1 - M_2, D_1 - D_2)$. See figure 2.

In contrast to the closed string case, Z is not a 3-cycle but a 3-ball with boundary $\partial Z \equiv S \subset Q$. As long as we restrict ourselves on the local area of Z , we can set

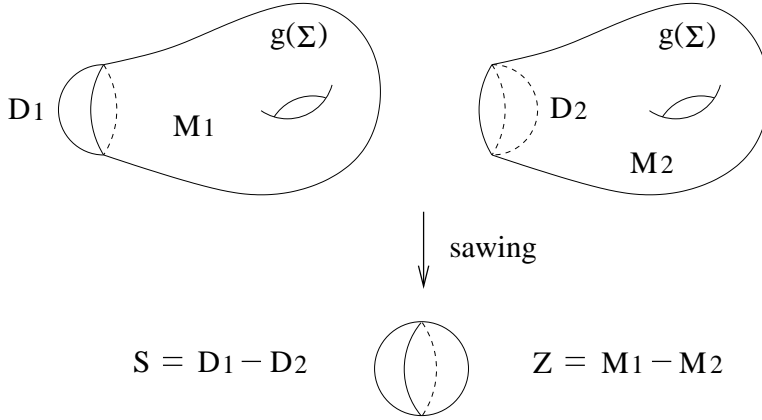


Figure 2: Sawing M_1 and M_2 along the open string world sheet $g(\Sigma)$. (M_1, D_1) and (M_2, D_2) have the same orientation relative to $g(\Sigma)$.

$(H, \mathcal{F}) = (dB, B + F)$ on (Z, S) to yield

$$C = - \int_S F, \quad (2.12)$$

which is the $U(1)$ gauge flux through S [5]. The well-definedness of quantum theory therefore requires C to take values on $2\pi\mathbf{Z}$ [1, 5, 7, 12, 13]. C can be considered as the total flux of monopoles of the $U(1)$ gauge field A (F -monopoles) enclosed by the 2-cycle S . Hence the requirement can be interpreted as the Dirac quantization condition of the F -monopole charge. If we naively extend this to all over the group manifold, we would have a general condition

$$[F]/2\pi \in H^2(Q; \mathbf{Z}). \quad (2.13)$$

This is true, however, only when there is no H -monopole. In fact, $\pi_3(G) = \mathbf{Z}$ tells us that there cannot exist such a B field globally defined on G . To study this, let us consider 3-balls Z and Z' sharing the common boundary S so that $Z' - Z$ form a 3-cycle in G as shown in figure 3. Now suppose there exist H -monopoles enclosed by the 3-cycle $Z' - Z$, i.e., $\int_{Z'-Z} H \neq 0$. Then, even though we can choose Z as a coordinate patch without any singularities, Z' necessarily contains singularities due to the Dirac strings of H -monopoles. For C' defined on (Z', S) , namely, $C' \equiv \int_{Z'} H - \int_S \mathcal{F}$, the B field in Z' must be different from that in Z and both are related by a singular gauge transformation on their common boundary S . For the level k 3-form H , the shift in C due to the singular gauge transformation on S must be an integer multiple of $2\pi k$ just like the closed string case (See Eq. (2.8)):

$$C' - C = \int_S (B' - B) = \int_{Z'-Z} H = 2\pi kn. \quad (2.14)$$

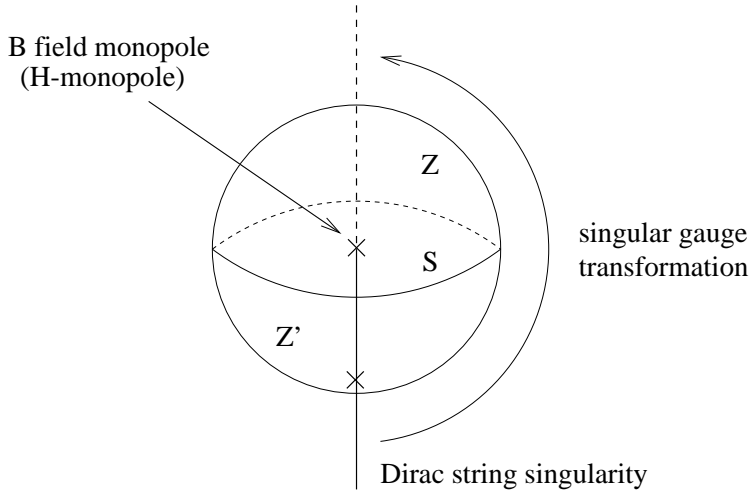


Figure 3: B field monopoles (H -monopoles) and Dirac string singularities on a 3-cycle $Z' - Z$. Z and Z' are 3-balls sharing the same boundary 2-sphere S . In the figure, only Z' intersects the Dirac strings associated with H -monopoles. The bulk B field locally defined on Z is different from the one defined on Z' by a singular gauge transformation.

Recall that C is the F -monopole flux of the D-brane Q and $C' - C$ is just the effect of Dirac strings of the H -monopoles, therefore it should not be observed. This requires that both C' and C must be equal modulo $2\pi k$:

$$C' \equiv C \pmod{2\pi k}. \quad (2.15)$$

Therefore the F -monopole charge (the value of C) is defined up to modulo k :

$$[F]/2\pi \in H^2(Q; \mathbf{Z}_k). \quad (2.16)$$

This is the desired result [1, 7]. In Dp -branes, the F -monopole charge can be identified as $D(p-2)$ -charge, since the WZ term of Dirac-Born-Infeld (DBI) action gives the relevant term

$$\int_{p+1} C_{p-1} \wedge F, \quad (2.17)$$

where C_{p-1} is the RR gauge potential that couples to $D(p-2)$ -branes. In $D2$ -branes, it can be identified as $D0$ -charge.

To summarize, the level k boundary WZW model becomes a well-defined quantum theory only if the $D(p-2)$ -charge of a Dp -brane is modulo k integer valued.

3 D-branes as conjugacy classes

In this section we will see how the boundary conditions in WZW model for open strings provide D-branes as conjugacy classes. The chiral $G_L \times G_R$ symmetry of WZW model is

generated by the left and right chiral currents

$$J = -\partial_+ g g^{-1}, \quad \bar{J} = g^{-1} \partial_- g, \quad (3.1)$$

at each point $g \in G$ in target space. The currents induce translations on the group manifold G induced by left and right multiplications;

$$g \mapsto l g r^{-1} \quad \text{with} \quad (l, r) \in (G_L, G_R) \quad (3.2)$$

where (l, r) are given by exponentiating (J, \bar{J}) at each point $g \in G$.

In the boundary WZW model, we are interested in the string world sheet boundary conditions which preserve half of the chiral $G_L \times G_R$ symmetry [2]. Such a boundary condition may be given by equating J with \bar{J} up to automorphisms Ω of the Lie algebra \mathfrak{g} , namely the gluing condition [1, 14, 3]:

$$J = \Omega(\bar{J}) \quad \text{at} \quad \sigma = 0. \quad (3.3)$$

This condition restricts the isomorphic mapping f to $f_\omega: G \rightarrow G$ induced by

$$g \mapsto \omega(r) g r^{-1} \quad \text{with} \quad r \in G_R, \quad (3.4)$$

where ω acting on $r \in G_R$ is generated by the automorphism Ω acting on \bar{J} . Since the boundary mapping f_ω translates open string end points, the string world sheet boundary sweeps out the invariant submanifold of G under f_ω , that arises as a twisted conjugacy class:

$$\mathcal{C}_\omega(h) = \{\omega(g) h g^{-1} \text{ with } g \in G\}, \quad (3.5)$$

which can be regarded as a D-brane fixed at a point $h \in G$. It was shown in [1] that the gluing condition (3.3) actually provides boundary conditions (BC's) so as to identify a D-brane in a group manifold as a conjugacy class (3.5) and it was generalized to twisted cases in [14, 3, 6]. In this paper our main concern is the untwisted case so we set $\Omega = 1$, $\omega = 1$.

One can derive the Dirichlet and Neumann BC's from the gluing condition (3.3) as follows. The open string gluing condition $J = \bar{J}$ can be rewritten as

$$(1 + Ad_g) \partial_\tau g = (1 - Ad_g) \partial_\sigma g, \quad (3.6)$$

where $Ad_g(v) = g v g^{-1}$ is the adjoint action of the Lie group on the tangent vector v . Now we decompose the tangent space at $g \in G$ into parallel and orthogonal directions to the adjoint action:

$$T_g G = T_g^\perp G \oplus T_g^\parallel G. \quad (3.7)$$

Then $Ad_g = 1$ in $T_g^\perp G$ by definition and we get

$$(\partial_\tau g)^\perp = 0. \quad (3.8)$$

Introducing the local coordinates X^a of G near g and the corresponding basis of the tangent space $e_a := \partial_{X^a} g$, any tangent vector can be written as

$$\delta g = e_a \delta X^a. \quad (3.9)$$

Inserting this in Eq. (3.8), we get the Dirichlet boundary condition $\partial_\tau X^\perp = 0$. For the parallel directions we get the ‘Neumann’ BC given by

$$(\partial_\sigma g)^\parallel = \frac{(1 + Ad_g)}{(1 - Ad_g)} (\partial_\tau g)^\parallel. \quad (3.10)$$

Notice that the operator $(1 - Ad_g)^{-1}(1 + Ad_g)$ is defined only on parallel directions. Using the coordinates X^a of the group manifold and the tangent space basis e_a ’s, these BC’s can be rewritten as

$$\text{Dirichlet BC's : } \quad \partial_\tau X^\perp|_{\sigma=0} = 0, \quad (3.11)$$

$$\text{Neumann BC's : } \quad \partial_\sigma X^\parallel - \mathcal{F}_b^a \partial_\tau X^\parallel|_{\sigma=0} = 0, \quad (3.12)$$

where \mathcal{F}_a^b is defined by

$$[(1 - Ad_g)^{-1}(1 + Ad_g)](e_a) = \mathcal{F}_a^b e_b. \quad (3.13)$$

This establishes the fact that D-branes are given by the conjugacy classes [1]. The Neumann BC’s in Eq. (3.12) tell us that the gauge invariant 2-form \mathcal{F} on D-branes is given by [1]

$$\mathcal{F} = \frac{k}{8\pi} \text{Tr} \left[(dgg^{-1})^\parallel \frac{1 + Ad_g}{1 - Ad_g} (dgg^{-1})^\parallel \right]. \quad (3.14)$$

Almost identical argument can be applied to the twisted case; Twisted boundary condition gives the D-branes as the twisted conjugacy classes [14].

It can be shown that any conjugacy class contains a point in the maximal torus, that is the abelian subgroup generated by the Cartan subalgebra $\mathfrak{h} \subset \mathfrak{g}$. So the conjugacy classes can be parameterized by the points in the maximal torus. We use $\mathcal{C}(h)$ to denote the conjugacy class that passes through the point h on the maximal torus. The D-branes are thereby classified according to their positions in the maximal torus.

Let $\mathcal{Z}(h)$ be the symmetry group of h , $\mathcal{Z}(h) = \{g \in G | ghg^{-1} = h\}$. It is also called the centralizer of h . Then the D-brane or the conjugacy class passing h is given by the homogeneous space

$$\mathcal{C}(h) = G/\mathcal{Z}(h). \quad (3.15)$$

The dimension of a D-brane thus depends on the symmetry group of h .

If h is a generic point in T , $\mathcal{Z}(h)$ is obviously given by T itself and its conjugacy class $\mathcal{C}(h)$ arises as a quotient space G/T and this is the D-brane of maximal dimension [14]. For $G = \text{SU}(2)$, the conjugacy class $\text{SU}(2)/\text{U}(1)$ is a spherical D2-brane. For $G = \text{SU}(3)$ the generic D-brane is a D6-brane given by $\text{SU}(3)/\text{U}(1)^2$.

If h is a singular point of T where some of its $\text{U}(1)$ subgroups are enhanced to $\text{SU}(2)$, the centralizer $\mathcal{Z}(h)$ becomes larger than T including the $\text{SU}(2)$'s resulting in a D-brane with lower dimension. One can think of such a D-brane as a singular limit of the maximal D-brane. For instance, for $G = \text{SU}(2)$, the point-like D-branes exist on the north and the south poles of \mathbf{S}^3 where the spherical D-brane shrinks to a point. To classify the D-branes, we need to look at the enhancement of centralizer groups $\mathcal{Z}(h)$ for all $h \in T$. That is the topic of the next section.

4 Singular D-branes and their classification

In this section we will develop the general structure of the centralizer enhancement and corresponding D-branes as a consequence. In order to avoid the complication coming from the Dynkin diagram symmetry associated with outer automorphisms, we will restrict ourselves to regular conjugacy classes without twist. The argument in $G = \text{SU}(3)$ can be found in [10]. As we discussed before the conjugacy class is isomorphic to the group manifold modulo the centralizer. Therefore we need to look at the centralizer of an arbitrary point h in the maximal torus, which can be given by exponentiating an element X in the Cartan subalgebra $\mathfrak{h} \subset \mathfrak{g}$. More explicitly, $h \equiv e^{2\pi i X}$ and X is parameterized by a weight vector $\vec{\psi}$ such that

$$X = \vec{\psi} \cdot \vec{H} \quad \text{where} \quad \vec{H} = (H_1, \dots, H_r) \quad \text{with} \quad H_i \in \mathfrak{h}, \quad (4.1)$$

where $r \equiv \text{rank } \mathfrak{g}$.

A given Lie algebra \mathfrak{g} of dimension d and rank r has the Cartan decomposition $\mathfrak{g} = \mathfrak{h} \oplus (\bigoplus_{\alpha} \mathfrak{g}_{\alpha})$;

$$\begin{aligned} [\vec{H}, \vec{H}] &= 0, \\ [\vec{H}, E_{\pm\alpha_i}] &= \pm\vec{\alpha}_i E_{\pm\alpha_i}, \\ [E_{\alpha_i}, E_{-\alpha_j}] &= \delta_{ij} \vec{\alpha}_i \cdot \vec{H}, \end{aligned} \quad (4.2)$$

where α_i 's ($i = 1, \dots, \frac{1}{2}(d-r)$) denote positive roots and corresponding root vectors in weight space are given by $\vec{\alpha}_i$'s. The first r roots $\{\alpha_1, \dots, \alpha_r\}$ denote simple roots. Note that the second equation in Eq. (4.2) fixes the normalization of the Cartan generators \vec{H}

so that they scale as $\vec{\alpha}_i$. Now we introduce the scale invariant generators of Lie algebra $\mathfrak{su}(2)_{\alpha_i}$:

$$H_{\alpha_i} \equiv \frac{\vec{\alpha}_i \cdot \vec{H}}{|\vec{\alpha}_i|^2}, \quad e_{\pm\alpha_i} \equiv \frac{E_{\pm\alpha_i}}{|\vec{\alpha}_i|}. \quad (4.3)$$

These can be identified respectively with the spin operators of $SU(2)$:

$$J^3, \quad J^{\pm} \equiv \frac{1}{\sqrt{2}}(J_1 \pm iJ_2). \quad (4.4)$$

One first notice that $\exp(2\pi inJ_3)$ with arbitrary integers n commute with all generators of the Lie algebra $\mathfrak{su}(2)$ and so is $\exp(2\pi inH_{\alpha_i})$ in the subgroup $SU(2)_{\alpha_i}$. This can be checked by explicit calculation using the basis given in appendix B. Let's recall that $h = \exp(2\pi iX) \in T$ and $X = \vec{\psi} \cdot \vec{H}$. Generic points on the maximal torus T have the same centralizer $U(1)^r$, where each $U(1)$ is generated by H_{α_i} . There are singular points in T where some of $U(1)$'s are enhanced to $SU(2)$'s. These points are the image of a hyperplane in Cartan subalgebra under the exponentiation. The intersection of k such hyperplanes corresponds to higher singular points where k $U(1)$'s in the centralizer are enhanced to $SU(2)$'s. We now describe these enhancements more concretely.

We first decompose $X \in \mathfrak{h}$ into H_{α_i} direction and its orthogonal complement:

$$X \equiv (\vec{\alpha}_i \cdot \vec{\psi})H_{\alpha_i} + X^{\perp}, \quad (4.5)$$

Then

$$[X^{\perp}, E_{\pm\alpha_i}] = 0, \quad (4.6)$$

as can be easily checked by using the Lie algebra in Eq. (4.2) and the fact that $\vec{\psi} - \vec{\alpha}(\vec{\psi} \cdot \vec{\alpha})/|\vec{\alpha}|^2$ is orthogonal to $\vec{\alpha}$ for any $\vec{\psi}$. The exponentiation of X is therefore factorized such that

$$h \equiv e^{2\pi iX} = h^{\perp} \exp\left[2\pi i(\vec{\alpha}_i \cdot \vec{\psi})H_{\alpha_i}\right], \quad (4.7)$$

where $h^{\perp} \equiv e^{2\pi iX^{\perp}}$ commutes with $\mathfrak{su}(2)_{\alpha_i}$. Then h commutes with $E_{\pm\alpha_i}$ when $\vec{\psi}$ is located on any of the hyperplanes defined by

$$\vec{\alpha}_i \cdot \vec{\psi} = n, \quad n \in \mathbf{Z}. \quad (4.8)$$

Such hyperplanes are perpendicular to the root vector $\vec{\alpha}_i$ since they are all parallel to the hyperplane defined by $\vec{\alpha}_i \cdot \vec{\psi} = 0$. On those hyperplanes, $U(1)_{\alpha_i}$ in the centralizer is enhanced to $SU(2)_{\alpha_i}$. Consequently $\mathcal{Z}(h)$ becomes $SU(2) \otimes U(1)^{r-1}$. Notice that the rank of the centralizer is preserved under these enhancements.

Now we introduce the fundamental weight vectors $\{\vec{\mu}_1, \dots, \vec{\mu}_r\}$ as a basis of weight space. We use following normalization [15]:

$$\frac{2\vec{\alpha}_i \cdot \vec{\mu}_j}{|\vec{\alpha}_i|^2} = \delta_{ij}, \quad (4.9)$$

where $\vec{\alpha}_i$'s are restricted to simple roots only. Setting the universal length of all the root vectors $\sqrt{2}$, each root vector can be identified with a weight vector generating the adjoint representation of the group G . Under the decomposition

$$\vec{\psi} = \sum_{i=1}^r \psi_i \vec{\mu}_i, \quad (4.10)$$

the coordinates ψ_i 's can be calculated to be

$$\psi_i = \vec{\alpha}_i \cdot \vec{\psi}. \quad (4.11)$$

The hyperplane $\vec{\alpha}_i \cdot \vec{\psi} = n \in \mathbf{Z}$ of the enhanced symmetry $SU(2)_{\alpha_i}$ is specified by $\vec{\psi}$'s whose $\psi_i = n$. If a positive root β has the simple root decomposition $\beta = \sum_i p_i \alpha_i$, then the hyperplanes of $SU(2)_{\beta}$ enhancement are given by

$$\sum_i p_i \psi_i = n, \quad (4.12)$$

for some integer n . Note that the coordinates (4.11) defined for the simple roots can be extensively used for non-simple roots also. For example one can define a coordinate $\psi_{\beta} \equiv \vec{\beta} \cdot \vec{\psi}$ and ensures that $\psi_{\beta} = n$ yields the same hyperplane as in Eq. (4.12).

Denoting the hyperplanes with $SU(2)_{\alpha_i}$ symmetry by

$$P_{\alpha_i, n_i} = \{\vec{\psi} | \psi_i = n_i, n_i \in \mathbf{Z}\}, \quad (4.13)$$

the hyperplanes for all the positive roots divide the whole of weight space into the fundamental domains surrounded by the hyperplanes. The integral lattice is defined by the inverse image of the identity of G under the exponentiation [16]. Define the unit cell of a lattice by dividing the weight space by the lattice. Then the moduli space, or the maximal torus, is in one to one correspondence with the unit cell of the integral lattice. However, the problem of the symmetry enhancement is not directly related to the periodicity of the integral lattice but other concept, so called the central lattice. It can be defined as the intersection points of the r hyperplanes corresponding to the simple roots. This lattice is mapped to the center of the group by the exponential map, which justifies the name. For simply-laced cases, Eqs. (4.8), (4.9) show that this lattice is generated by the fundamental weight vectors. Therefore two lattices do not coincide in general. For instance, in $SU(N)$ the fundamental weight vectors are not parallel to any of the root vectors so that the integral lattice is only a sublattice of the central lattice.

For both simple and non-simple roots, P_{α_i, n_i} is perpendicular to the corresponding root vector $\vec{\alpha}_i$. A mirror reflection on P_{α_i, n_i} is therefore nothing but the action of the extended Weyl group, which is the semi-direct product of Weyl group and the translation

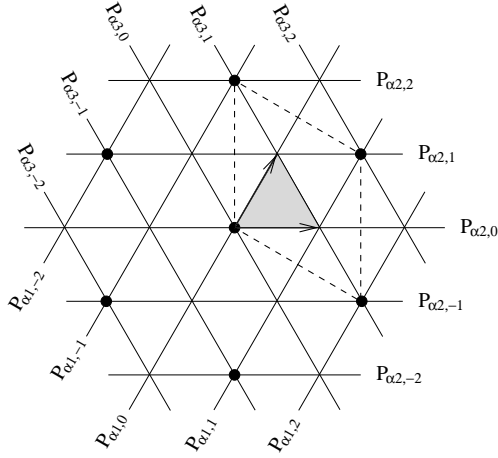


Figure 4: A Weyl domain for $SU(3)$ is shaded region. All the intersection points consist the central lattice, whereas the integral lattice points are indicated by black dots. For $SU(3)$, the integral lattice coincides with the co-root lattice. The parallelogram of dashed lines provides a unit cell of the integer lattice.

by the co-root lattice.¹ We call a minimal region surrounded by all possible P_{α_i, n_i} 's a Weyl domain. Then the fundamental domain mentioned before turns out to be a Weyl domain, a fundamental domain of the extended Weyl group. The problem of symmetry enhancement therefore reduces to classifying the intersections of P_{α_i, n_i} 's. The dimension of a D-brane is determined according to its position $\vec{\psi}$ in the weight space. Although the moduli space of D-branes is naturally identified with the maximal torus, we may consider only the one of Weyl domains in the weight space. Any element of a unit cell can be mapped to a point in the Weyl domain by the reflection about the hyperplanes. In figure 4, we draw the Weyl domain and lattices mentioned above for $SU(3)$. The integral lattice points are indicated by black dots, while the central lattice points are all the intersection points. The parallelogram of dashed lines provides a unit cell of the integer lattice.

Let us demonstrate how the centralizer is enhanced depending on the location in the weight space. Recall that any point h on the maximal torus T is given by $h \equiv e^{2\pi i X}$. Start from a generic point X within a Weyl domain whose centralizer is the maximal torus itself, namely $U(1)^r$. Corresponding D-brane has the dimension $p = \dim G - \text{rank } G$. Now we move X to one of the hyperplanes P_{α_i, n_i} . This hyperplane is co-dimension 1 boundary of the Weyl domain. Then $\mathcal{Z}(h)$ is enhanced to $U(1)^{r-1} \times SU(2)_{\alpha_i}$. If X further moves to an intersection of two hyperplanes, say P_{α_i, n_i} and P_{α_j, n_j} , then $\mathcal{Z}(h)$ is enhanced to $U(1)^{r-2} \times SU(2)_{\alpha_i} \times SU(2)_{\alpha_j}$. Moreover, if the corresponding root vectors $\vec{\alpha}_i$ and $\vec{\alpha}_j$

¹ The co-root of a root α can be defined as $2\alpha/|\alpha|^2$ and co-root lattice is a lattice generated by co-roots. In all simply-laced cases, co-roots and roots are identical since there are only long roots with length $\sqrt{2}$.

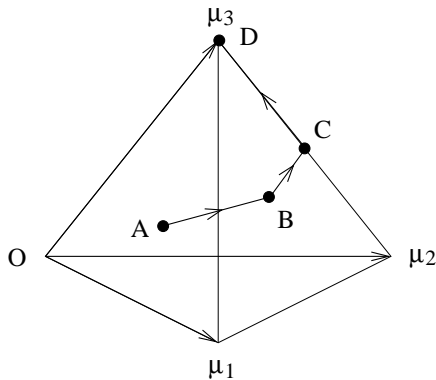


Figure 5: Centralizer enhancement in $G = \text{SU}(4)$. As X moves to higher co-dimensional boundaries, the centralizer is enhanced so that at the four vertices the centralizer is $\text{SU}(4)$ itself. At the points A, B, C, D, the centralizer is given by $\text{U}(1)^3$, $\text{U}(1)^2 \times \text{SU}(2)$, $\text{U}(1) \times \text{SU}(3)$, $\text{SU}(4)$, respectively.

are not orthogonal to each other, the $\text{SU}(2) \times \text{SU}(2)$ is further enhanced to $\text{SU}(3)$ so that the centralizer $\mathcal{Z}(h)$ is further enlarged to $\text{U}(1)^{r-2} \times \text{SU}(3)$. This process can be continued until we arrive at a central lattice point whose centralizer is the whole group, corresponding to a D0-brane. In figure 5, we draw a Weyl domain and the centralizer enhancement for $\text{SU}(4)$.

The general recipe of the D-brane classification can be described in terms of Dynkin diagram as follows. Suppose a D-brane location specified by $\vec{\psi}$ belongs to the intersection of k hyperplanes.² Out of the Dynkin diagram of G , we take away $r - k$ roots (blobs) corresponding to $\text{U}(1)$'s which are not enhanced to $\text{SU}(2)$'s (See figure 6). Then the Dynkin diagram becomes a disjoint union of, say κ , sub-diagrams, each of which corresponds to a subgroup $G_{(i)}$ of the original group G . We allow $G_{(i)}$'s to be trivial, namely $G_{(i)}$'s can be the trivial group that consists of only the identity element. If any of $G_{(i)}$'s is trivial the corresponding sub-diagram is an empty box without any blob. Then the centralizer at $\vec{\psi}$ is given by

$$\mathcal{Z}(\vec{\psi}) = \text{U}(1)^{r-k} \times \prod_{i=1}^{\kappa} G_{(i)}, \quad (4.14)$$

where $r \equiv \text{rank } G$ as before. Define $r_i \equiv \text{rank } G_{(i)}$ allowing $r_i = 0$ which means that $G_{(i)}$ is trivial. The possible subgroups $G_{(i)} \subset G$ must obey the constraint:

$$\sum_{i=1}^{\kappa} r_i = k. \quad (4.15)$$

The number of sub-diagrams κ depends on the topology of Dynkin diagram of G . The

² The reader should not confuse this k with the level number k of WZW model.

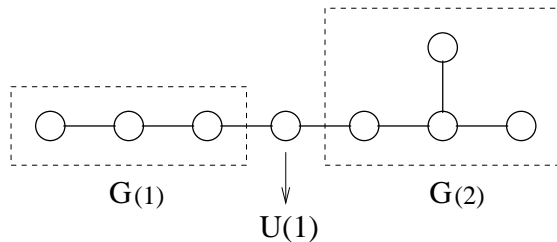


Figure 6: The method of iterative deletion. The first step is illustrated for $G = D_8$ and when ψ_4 is a non-integer. Dynkin diagram is divided into 2 disjoint sub-diagrams ($\kappa = 2$), and the deleted blob corresponds to $U(1)$ that is not enhanced. After the first step, the centralizer is given by $U(1) \times G_{(1)} \times G_{(2)}$ with $G_{(1)} = A_3$, $G_{(2)} = D_4$.

corresponding D-brane $D(\vec{\psi})$ is given by the coset

$$D(\vec{\psi}) = \frac{G}{U(1)^{r-k} \times \prod_{i=1}^{\kappa} G_{(i)}} \quad \text{if } \vec{\psi} \in \bigcap_{i=1}^k P_{\alpha_i, n_i} \quad (4.16)$$

which determines the dimension of the D-brane as

$$p = \dim G - (r - k) - \sum_{i=1}^{\kappa} \dim G_{(i)}. \quad (4.17)$$

In order to find out all the possible D-branes, one can use the method of iterative deletion. Namely, we start from the Dynkin diagram of a given group G . Deleting a blob divides the diagram into two pieces and we get a centralizer that is the product of three factors: namely, $G_{(1)}$, $G_{(2)}$, and the $U(1)$ that comes from the deleted blob. According to the position of the deleted blob, there are r possible results in the first step for rank r group. One can iterate this procedure by applying it to any of the factor groups $G_{(i)}$'s. If the end blob is deleted, one can consider one of $G_{(i)}$'s is an empty set. In figure 6, we demonstrated this method for $G = D_8$. Since each blob corresponds to a simple root, this method takes care of (intersections of) hyperplanes P_{α_i, n_i} only for the simple roots α_i 's. However, for any set of linearly independent roots, one can form a simple root system including the given roots by changing the signs of some of them. Therefore it is enough to consider the simple roots only and the Dynkin diagram method do not miss any type of D-branes.

In the following, we will apply the above recipe to the simply-laced Lie groups $G = A_r$, D_r , E_6 , E_7 , E_8 . For non-simply-laced cases, we discuss in the separate paper [17]. First let us look at the centralizer enhancement in A_r -series ($A_r = SU(r + 1)$). The Dynkin diagram for A_r has a topology of a line segment without branching so that $\kappa = r - k + 1$ and $G_{(i)} = A_{r_i}$ defining A_0 as the trivial group. This can be understood since, in the

Dynkin diagram of A_r , deleting $r - k$ blobs of unenhancement results in the disjoint $r - k + 1$ connected pieces corresponding to A_{r_i} 's. The general formula (4.14) of \mathcal{Z} now becomes

$$\mathcal{Z}(\vec{\psi}) = \text{U}(1)^{r-k} \times \prod_{i=1}^{r-k+1} A_{r_i}, \quad (4.18)$$

with the condition

$$\sum_{i=1}^{r-k+1} r_i = k. \quad (4.19)$$

The dimension of the D-brane is given by

$$p = r(r+1) - \sum_{i=1}^{r-k+1} r_i(r_i+1), \quad (4.20)$$

where we have used Eq. (4.19) to cancel k in Eq. (4.17). Notice that the dimension p always becomes an even number. This unexpected result can be understood if one consider the equivalence of the adjoint orbit and the co-adjoint orbit for any compact Lie group and the fact that the coadjoint orbit admits the symplectic structure, which is possible only if the dimension is even. This result holds for any simply-laced Lie group as we will see explicitly for both D_r - and E_r -series shortly.

The D-branes in A_r -series are summarized in table 1. In the table the lower bound of rank r is given for each enhancement pattern. Denoting the number of A_p 's ($p \geq 1$) contained in a given enhancement pattern by l_p , the lower bound of r is obtained as

$$r \geq \sum_{p=1}^r l_p + k - 1. \quad (4.21)$$

This is because, in the Dynkin diagram of A_r , A_p 's ($p \geq 1$) in a given enhancement pattern should be disjoint blocks remaining after deleting $r - k$ blobs that correspond to the unenhanced $\text{U}(1)$'s. In order to get the total $L \equiv \sum_{p=1}^r l_p$ disjoint blocks, we have to delete at least $L - 1$ blobs from the Dynkin diagram so that $r - k \geq L - 1$ to yield the lower bound.

For D_r -series ($D_r = \text{SO}(2r)$ with $r \geq 2$), D-branes and their dimensions can be worked out as follows: For $k = 0, 1, 2$ with sufficiently large rank, the centralizer structure is the same as in A_r -series. So one can refer the table 1, except for the shift $r(r+1) \rightarrow 2r(r-1)$ in the D-brane dimension p . For $k = 3$ and higher, the general structure of D-branes can be worked out inductively by descending D_r -series. So we start from $D_4 = \text{SO}(8)$ ($r = 4$), that is the first non-trivial element in D_r -series. For $k = 0, 1, 2$ we have already discussed above. For $k = 3$ we can have either $\text{U}(1) \times D_3$ or $\text{U}(1) \times A_1^3$, depending on which root is

k	centralizer Z	$\dim(Z)$	dim. of D-brane	comments
0	$U(1)^r$	r	$r(r+1)$	generic
1	$U(1)^{r-1} \times A_1$	$3+r-1$	$r(r+1)-2$	$r \geq 1$
2	$U(1)^{r-2} \times A_1^2$	$3 \times 2 + r - 2$	$r(r+1)-4$	$r \geq 3$
2	$U(1)^{r-2} \times A_2$	$8+r-2$	$r(r+1)-6$	$r \geq 2$
3	$U(1)^{r-3} \times A_1^3$	$3 \times 3 + r - 3$	$r(r+1)-6$	$r \geq 5$
3	$U(1)^{r-3} \times A_1 \times A_2$	$3+8+r-3$	$r(r+1)-8$	$r \geq 4$
3	$U(1)^{r-3} \times A_3$	$15+r-3$	$r(r+1)-12$	$r \geq 3$
4	$U(1)^{r-4} \times A_1^4$	$3 \times 4 + r - 4$	$r(r+1)-8$	$r \geq 7$
4	$U(1)^{r-4} \times A_1^2 \times A_2$	$3 \times 2 + 8 + r - 4$	$r(r+1)-10$	$r \geq 6$
4	$U(1)^{r-4} \times A_2^2$	$8 \times 2 + r - 4$	$r(r+1)-12$	$r \geq 5$
4	$U(1)^{r-4} \times A_1 \times A_3$	$3+15+r-4$	$r(r+1)-14$	$r \geq 5$
4	$U(1)^{r-4} \times A_4$	$24+r-4$	$r(r+1)-20$	$r \geq 4$
	
$r-1$	$U(1) \times A_{r_1} \times A_{r_2}$	$\sum_i r_i(r_i+2)+1$	$r(r+1) - \sum_i r_i(r_i+1)$	$r = r_1 + r_2 + 1$
r	A_r	$r(r+2)$	0	D0

Table 1: D-branes in $A_r = SU(r+1)$.

deleted. The corresponding D-branes have dimensions 12 and 18 respectively. The case of $k=4$ simply gives D0-branes.

Now we work on D_r with $r \geq 5$ by mathematical induction. Suppose we know how to describe D-branes in D_{r_1} ($r_1 \leq r-1$) and in A_{r_2} ($r_2 \leq r-1$). Setting $k=r$ in D_r , the centralizer is D_r itself and the corresponding D-brane is D0. For $k=r-1$, possible patterns are $U(1) \times D_{r_1} \times A_{r_2}$ with the constraint $r_1+r_2=r-1$, $r_1 \neq 1$. To get the patterns for $k=r-2$, we only have to repeat the same procedure in either D_{r_1} or A_{r_2} which arise in the patterns for $k=r-1$. Since we know all the patterns for A_{r_1} and for D_{r_2} by induction hypothesis, we finish the job. The patterns for $k=r-2$ are given by $U(1)^2 \times D_{r_1} \times A_{r_2} \times A_{r_3}$ with $r_1+r_2+r_3=r-2$, $r_1 \neq 1$. One can go down to lower k 's by iterating the procedure without any new feature. For the general k , the centralizer is given by

$$\mathcal{Z} = U(1)^{r-k} \times D_{r_1} \times \prod_{i=2}^{r-k+1} A_{r_i}. \quad (4.22)$$

The dimension of a D-brane in D_r -series is given by

$$\begin{aligned} p &= r(2r-1) - (r-k) - r_1(2r_1-1) - \sum_{i=2}^{r-k+1} r_i(r_i+2) \\ &= 2r(r-1) - 2r_1(r_1-1) - \sum_{i=2}^{r-k+1} r_i(r_i+1). \end{aligned} \quad (4.23)$$

Notice that it is manifestly an even integer as we discussed before.

k	centralizer Z	dim (Z)	dim. of D-brane
5	$U(1) \times D_5$	$1+45=46$	32
5	$U(1) \times A_5$	$1+35=36$	42
5	$U(1) \times A_1 \times A_4$	$1+3+24=28$	50
5	$U(1) \times A_1 \times A_2^2$	$1+3+8+8=20$	58

Table 2: D-branes in E_6 ($\dim E_6 = 78$). We described only $k = 5$. For a given pattern of the centralizer, one can go down to lower k 's by deleting one of the $SU(2)$ blobs in one of the non-abelian factors.

k	centralizer Z	dim (Z)	dim. of D-brane
6	$U(1) \times E_6$	$1+78=79$	54
6	$U(1) \times D_6$	$1+66=67$	66
6	$U(1) \times A_1 \times D_5$	$1+3+45=49$	84
6	$U(1) \times A_1 \times A_5$	$1+3+35=39$	94
6	$U(1) \times A_2 \times A_4$	$1+8+24=33$	100
6	$U(1) \times A_1 \times A_2 \times A_3$	$1+3+8+15=27$	106

Table 3: D-branes in E_7 ($\dim E_7 = 133$). We described only $k = 6$. One can continue to lower k by iteration.

k	centralizer Z	dim (Z)	dim. of D-brane
7	$U(1) \times E_7$	$1+133=134$	114
7	$U(1) \times D_7$	$1+91=92$	156
7	$U(1) \times A_1 \times E_6$	$1+3+78=82$	166
7	$U(1) \times A_7$	$1+63=64$	184
7	$U(1) \times A_2 \times D_5$	$1+8+45=54$	194
7	$U(1) \times A_1 \times A_6$	$1+3+48=52$	196
7	$U(1) \times A_3 \times A_4$	$1+15+24=40$	208
7	$U(1) \times A_1 \times A_2 \times A_4$	$1+3+8+24=36$	212

Table 4: D-branes in E_8 ($\dim E_8 = 248$). We described only $k = 7$. One can continue to lower k by iteration.

Similarly it is enough to show the patterns for $k = r - 1$ in E_r -series $r = 6, 7, 8$. For a given pattern of the centralizer, one can go down to lower k 's by deleting one of the $SU(2)$ blobs in one of the non-abelian factors. We tabulate the results in tables 2, 3, 4.

5 Quantum stability and Flux of WZW D-branes

In earlier section, we have seen that the single-valuedness of the path integral of level k WZW action with boundary gives two quantization conditions: one from the H -monopole and the other from the F -monopole. The former condition gives the quantization of the level k , while the latter gives the condition that $D(p - 2)$ -brane charge is integer modulo k . In this section we determine the charge in terms of the parameters that describe the position of a D-brane. During that process we will see that the nature of the D-brane charge is in fact not a scalar, but a vector, which is nothing but the discretized $\vec{\psi}$ vector itself. The Wilson loop expectation value, is therefore a measure of location of the D-brane, which is a familiar result in the flat space D-brane theory.

For $G = SU(2)$, it was found in [4] that the DBI action of a spherical D2-brane is minimized when the F -monopole flux of the D2-brane coincides with its transverse $U(1)$ coordinate ψ multiplied by $2\pi k$. The quantization of the D0-charge therefore protects the D2-brane from degenerating to a point. Via the quantization of F -monopole flux, the transverse $U(1)$ coordinate of the D2-brane is discretized. The D2-brane is thereby fixed at a discrete point $\psi = n/k$, where it is stable.

We now want to generalize the aforementioned fact to higher dimensional groups. The foliation $G/T \times T$ implies that the transverse coordinates of D-branes are homology 1-cycles of T , which are generated by H_α 's. For a compact Lie group G , one can therefore apply the stabilization mechanism to each $SU(2)_\alpha$ subgroup of G . For more precise arguments, we consider a 2-cycle S embedded in a D-brane and suppose S wraps the base homology 2-cycles $\{S_\alpha = SU(2)_\alpha/U(1)_\alpha\}$ such that

$$S \cong \sum_{\alpha} c_{\alpha} S_{\alpha}, \tag{5.1}$$

whose precise meaning is given by

$$\int_S F = \sum_{\alpha} c_{\alpha} \int_{S_{\alpha}} F. \tag{5.2}$$

Each integral coefficient c_{α} represents the winding number of S over S_{α} . Notice that since F is a closed form, smooth deformation of the base 2-cycle S does not change the value of $\int_S F$. Now recall that $\int_S F$ is 2π times an integer and this is true for any choice of the

surface S , i.e, for any choice of the set c_α . By choosing the vector (c_1, c_2, \dots, c_r) as a unit vector $(1, 0, \dots, 0)$, etc, we see that

$$\int_{S_\alpha} F = 2\pi n_\alpha \pmod{2\pi k} \text{ for all } \alpha. \quad (5.3)$$

On the other hand by an explicit calculation using Eqs. (2.2), (3.14), one gets [13]

$$\int_{S_\alpha} F = \int_{S_\alpha} \mathcal{F} - \int_{Z_\alpha} H = 2\pi k \vec{\alpha} \cdot \vec{\psi}. \quad (5.4)$$

Comparing Eq. (5.3) with Eq. (5.4), we get

$$\vec{\alpha} \cdot \vec{\psi} = \frac{n_\alpha}{k}. \quad (5.5)$$

The meaning of this is deep: For the quantum mechanical consistency, the position of a D-brane given by $\vec{\psi}$ should be quantized. Classically, the singular D-branes are of measure 0 in the D-brane moduli space. Owing to the discretization of the moduli space, the singular D-branes now take finite fraction of it. Notice that $2\pi k$ modularity of the F -monopole charge is nothing but the periodicity of enhancement in the weight space. We have seen that $k \vec{\alpha}_i \cdot \vec{\psi}$ should be an integer for all positive roots α_i . This can be equivalently stated that $k \vec{\psi}$ should be a highest weight of an irreducible representation.

One can understand the vectorial nature of the $D(p-2)$ -charge $\int F$ by using the cohomological consideration. As is shown in appendix A, we have

$$H^2(Q; \mathbf{Z}) \cong \pi_1(T). \quad (5.6)$$

The right hand side is trivially given by \mathbf{Z}^r whose element can be identified with $(\psi_1, \psi_2, \dots, \psi_r)$ where $\psi_i = \vec{\psi} \cdot \alpha_i$, showing that the homology elements (or F -monopole charges) are in one to one correspondence to the discretized position vectors of the D-brane.

So far our discussion for the quantization is purely topological. However one can show that the DBI action of a D-brane is minimized only when the D-brane is located within the finite lattice as shown explicitly in $SU(2)$ case by [4]. Since the calculation in the general group G is the same as in $SU(2)$, we do not repeat it here. Final comment is that the level k should be shifted to $k + N$ for $SU(N)$ for example so that Eq. (5.5) should be changed to

$$\vec{\alpha} \cdot \vec{\psi} = \frac{n_\alpha}{k + N}. \quad (5.7)$$

For the general group G , N should be replaced by the dual coxeter number of G . For $SO(N)$, it is $N - 2$, and for $Sp(N)$, it is $N + 1$. This shift is well known in CFT and is due to the quantum corrections.

6 Conclusion

In this paper, we gave a simple review of D-branes in group manifolds and the classification of the singular D-branes according to their locations in the fundamental domain in the weight space. The general recipe has a simple description in terms of Dynkin diagram. The dimension of a D-brane is always given by an even number for untwisted D-branes and reduces as we go from a generic point of the fundamental domain to its higher co-dimensional boundaries. We also described how the positions of D-branes in the fundamental domain are restricted to a discrete subset corresponding to the highest weight irreducible representations.

We point out some of the future works. First of all our discussion is confined to the untwisted D-branes. The twisted case involves outer automorphisms that preserve the topology of Dynkin diagram, and it can change the dimension of a D-brane [8, 10]. Consideration of the full classification of outer automorphisms is doable and possible future problem. Second we discussed only simply-laced cases, where only long roots are involved. Including both long and short roots introduces new issues where the shape of fundamental Weyl domain is more involved and the global issue becomes non-trivial. We will discuss this problem in a separate paper [17]. Other interesting problem is generalizing the problem to the coset case, which was in fact the goal of this project.

Finally, our discussion of F -monopole charges as $D(p-2)$ -brane charges is based on (co)homology groups and is not accurate. As pointed out in [18], K-theory groups (or twisted K-theory groups in the presence of nontrivial H) are natural to argue D-brane charges. Recent arguments in [8, 9] have shown that the twisted K-theory groups capture the correct modulus of monopole flux F ($k \rightarrow k + N$ for $SU(N)$). Another interesting approach is a quantum algebraic description of WZW D-branes proposed in [19] where the q -deformation of the Lie algebra \mathfrak{g} plays an essential role to show the quantum stability of singular branes discussed in section 5. We postpone more on the K-theoretic or quantum algebraic studies of WZW D-branes to future work.

Acknowledgements

This work is supported by KOSEF 1999-2-112-003-5.

Appendix A Proof of a homological theorem

We will prove the isomorphic relation $H^2(Q; \mathbf{Z}) \cong \pi_1(T)$ by following Ref. [4]. Here we assume that the group G is simply-connected. One can use the exact homotopy sequence

[20]

$$\dots \rightarrow \pi_p(G) \rightarrow \pi_p(G/T) \rightarrow \pi_{p-1}(T) \rightarrow \pi_{p-1}(G) \rightarrow \dots \quad (\text{A.1})$$

together with the basic fact [20]:

$$\{0\} \rightarrow A \rightarrow B \rightarrow \{0\} \implies A \cong B. \quad (\text{A.2})$$

Suppose, for a given group space G , its homotopy groups $\pi_0(G)$, $\pi_1(G)$, $\pi_2(G)$ are all trivial. Setting $p = 1$ in the exact sequence (A.1), one can immediately see $\pi_1(Q) = \{0\}$ which ensures that the D-brane Q is simply-connected. Setting $p = 2$ provides the non-trivial relation $\pi_2(Q) \cong \pi_1(T)$, which at the same time means that $\pi_2(Q)$ is the first non-trivial homotopy group over the D-brane. Since the first non-trivial homology group and the first non-trivial homotopy group have the same dimension and are isomorphic [20], $H^2(Q; \mathbf{Z}) \cong \pi_2(Q)$ and we arrive at the desired result. If G is not simply-connected, $\pi_1(G)$ is nontrivial. However, we can use the covering group \tilde{G} of G instead of G itself. Then the above proof does work for \tilde{G} and its maximal torus \tilde{T} .

Appendix B Generators in the fundamental representation

Here we include the explicit forms of generators in the fundamental representations for a few groups which are essential for the study of singular D-brane classification. Since SU(2) case can be found easily elsewhere, we include only SU(3), SO(4), SO(5) and G_2 .

Appendix B.1 SU(3)

By using Gell-Mann matrices λ_a 's shown in [15], the Cartan generators of $\mathfrak{su}(3)$ are given by

$$H_1 \equiv \frac{1}{2} \lambda_3 = \frac{1}{2} \text{diag}(1, -1, 0), \quad H_2 \equiv \frac{1}{2} \lambda_8 = \frac{1}{2\sqrt{3}} \text{diag}(1, 1, -2). \quad (\text{B.1})$$

Then the raising and lowering operators of $\mathfrak{su}(2)_{\alpha_i}$'s are determined as

$$E_{\pm\alpha_1} \equiv \frac{1}{2} (\lambda_4 \pm i\lambda_5), \quad E_{\pm\alpha_2} \equiv \frac{1}{2} (\lambda_6 \mp i\lambda_7), \quad E_{\pm\alpha_3} \equiv \frac{1}{2} (\lambda_1 \pm i\lambda_2). \quad (\text{B.2})$$

The (J^3, J^\pm) operators, namely $(H_{\alpha_i}, e_{\pm\alpha_i})$'s properly normalized in Eq. (4.3), are given by the following 3×3 matrices

$$H_{\alpha_1} = \frac{1}{2} \begin{bmatrix} 1 & & \\ & 0 & \\ & & -1 \end{bmatrix}, \quad e_{+\alpha_1} = \frac{1}{\sqrt{2}} \begin{bmatrix} 0 & 0 & 1 \\ 0 & 0 & 0 \\ 0 & 0 & 0 \end{bmatrix}, \quad (\text{B.3})$$

$$H_{\alpha_2} = \frac{1}{2} \begin{bmatrix} 0 & & & \\ & -1 & & \\ & & 1 & \\ & & & \end{bmatrix}, \quad e_{+\alpha_2} = \frac{1}{\sqrt{2}} \begin{bmatrix} 0 & 0 & 0 & \\ 0 & 0 & 0 & \\ 0 & 1 & 0 & \\ & & & \end{bmatrix}, \quad (\text{B.4})$$

$$H_{\alpha_3} = \frac{1}{2} \begin{bmatrix} 1 & & & \\ & -1 & & \\ & & & \\ & & & 0 \end{bmatrix}, \quad e_{+\alpha_3} = \frac{1}{\sqrt{2}} \begin{bmatrix} 0 & 1 & 0 & \\ 0 & 0 & 0 & \\ 0 & 0 & 0 & \\ 0 & 0 & 0 & \end{bmatrix}, \quad (\text{B.5})$$

and their hermitian conjugations.

Appendix B.2 SO(4)

Introducing the SO(4) angular momentum operators M_{ab} , the Cartan generators are given by $(H_1, H_2) = (M_{12}, M_{34})$. The raising and lowering operators of $\mathfrak{su}(2)_{\alpha_i}$'s are given by

$$\begin{aligned} E_{+\alpha_1} &\equiv \frac{1}{2}(M_{24} + M_{13} + iM_{23} - iM_{14}), \\ E_{+\alpha_2} &\equiv \frac{1}{2}(M_{24} - M_{13} - iM_{23} - iM_{14}), \end{aligned} \quad (\text{B.6})$$

and their hermitian conjugations. In the fundamental representation of SO(4), M_{ab} 's are given by the 4×4 matrices $(M_{ab})_{cd} \equiv -i(\delta_{ac}\delta_{bd} - \delta_{ad}\delta_{bc})$. Diagonalizing the above generators by using a unitary matrix

$$U = \frac{1}{\sqrt{2}} \begin{bmatrix} 0 & 0 & 1 & -i \\ -i & 1 & 0 & 0 \\ i & 1 & 0 & 0 \\ 0 & 0 & 1 & i \end{bmatrix}, \quad (\text{B.7})$$

we obtain a representation where the Cartan generators $(H_1, H_2) = U(M_{12}, M_{34})U^\dagger$ are given by the 4×4 diagonal matrices

$$H_1 = \text{diag}(0, -1, 1, 0), \quad H_2 = \text{diag}(1, 0, 0, -1). \quad (\text{B.8})$$

The (J^3, J^\pm) operators are then given by the following 4×4 matrices

$$H_{\alpha_1} = \frac{1}{2} \begin{bmatrix} -1 & & & \\ & -1 & & \\ & & 1 & \\ & & & 1 \end{bmatrix}, \quad e_{+\alpha_1} = \frac{1}{\sqrt{2}} \begin{bmatrix} 0 & 0 & 0 & 0 \\ 0 & 0 & 0 & 0 \\ 1 & 0 & 0 & 0 \\ 0 & -1 & 0 & 0 \end{bmatrix}, \quad (\text{B.9})$$

$$H_{\alpha_2} = \frac{1}{2} \begin{bmatrix} 1 & & & \\ & -1 & & \\ & & 1 & \\ & & & -1 \end{bmatrix}, \quad e_{+\alpha_2} = \frac{1}{\sqrt{2}} \begin{bmatrix} 0 & 1 & 0 & 0 \\ 0 & 0 & 0 & 0 \\ 0 & 0 & 0 & -1 \\ 0 & 0 & 0 & 0 \end{bmatrix}, \quad (\text{B.10})$$

and their hermitian conjugations.

Appendix B.3 SO(5)

The Cartan generators of SO(5) are $(H_1, H_2) = (M_{12}, M_{34})$ by using SO(5) angular momentum operators M_{ab} . Introducing raising and lowering operators along H_1 and H_2 directions:

$$E_{\pm e_1} \equiv \frac{1}{\sqrt{2}}(M_{15} \pm iM_{25}), \quad E_{\pm e_2} \equiv \frac{1}{\sqrt{2}}(M_{35} \pm iM_{45}), \quad (\text{B.11})$$

the raising and lowering operators of $\mathfrak{su}(2)_{\alpha_i}$'s are given by

$$\begin{aligned} E_{+\alpha_1} &\equiv -i[E_{+e_1}, E_{-e_2}], & E_{+\alpha_2} &\equiv E_{+e_2}, \\ E_{+\alpha_3} &\equiv -i[E_{+e_1}, E_{+e_2}], & E_{+\alpha_4} &\equiv E_{+e_1}, \end{aligned} \quad (\text{B.12})$$

and their hermitian conjugations. In the SO(5) fundamental representation, $(M_{ab})_{cd} \equiv -i(\delta_{ac}\delta_{bd} - \delta_{ad}\delta_{bc})$. Diagonalizing the above generators by using a unitary matrix

$$U_1 = \frac{1}{\sqrt{2}} \begin{bmatrix} 0 & 0 & 1 & -i & 0 \\ 1 & -i & 0 & 0 & 0 \\ 0 & 0 & 0 & 0 & 1 \\ 1 & i & 0 & 0 & 0 \\ 0 & 0 & 1 & i & 0 \end{bmatrix}, \quad (\text{B.13})$$

we obtain a representation where the Cartan generators $(H_1, H_2) = U_1(M_{12}, M_{34})U_1^\dagger$ are given by the 5×5 diagonal matrices

$$H_1 = \text{diag}(0, 1, 0, -1, 0), \quad H_2 = \text{diag}(1, 0, 0, 0, -1). \quad (\text{B.14})$$

The (J^3, J^\pm) operators are then given by the 5×5 matrices

$$H_{\alpha_1} = \frac{1}{2} \begin{bmatrix} -1 & & & & \\ & 1 & & & \\ & & 0 & & \\ & & & -1 & \\ & & & & 1 \end{bmatrix}, \quad e_{+\alpha_1} = \frac{1}{\sqrt{2}} \begin{bmatrix} 0 & 0 & 0 & 0 & 0 \\ -i & 0 & 0 & 0 & 0 \\ 0 & 0 & 0 & 0 & 0 \\ 0 & 0 & 0 & 0 & 0 \\ 0 & 0 & 0 & i & 0 \end{bmatrix}, \quad (\text{B.15})$$

$$H_{\alpha_3} = \frac{1}{2} \begin{bmatrix} 1 & & & & \\ & 1 & & & \\ & & 0 & & \\ & & & -1 & \\ & & & & -1 \end{bmatrix}, \quad e_{+\alpha_3} = \frac{1}{\sqrt{2}} \begin{bmatrix} 0 & 0 & 0 & -i & 0 \\ 0 & 0 & 0 & 0 & i \\ 0 & 0 & 0 & 0 & 0 \\ 0 & 0 & 0 & 0 & 0 \\ 0 & 0 & 0 & 0 & 0 \end{bmatrix}, \quad (\text{B.16})$$

for long roots α_1 and α_3 , while for short roots α_2 and α_4 they are

$$H_{\alpha_2} = \begin{bmatrix} 1 & & & & \\ & 0 & & & \\ & & 0 & & \\ & & & 0 & \\ & & & & -1 \end{bmatrix}, \quad e_{+\alpha_2} = \begin{bmatrix} 0 & 0 & -i & 0 & 0 \\ 0 & 0 & 0 & 0 & 0 \\ 0 & 0 & 0 & 0 & i \\ 0 & 0 & 0 & 0 & 0 \\ 0 & 0 & 0 & 0 & 0 \end{bmatrix}, \quad (\text{B.17})$$

$$H_{\alpha_4} = \begin{bmatrix} 0 & & & & \\ & 1 & & & \\ & & 0 & & \\ & & & -1 & \\ & & & & 0 \end{bmatrix}, \quad e_{+\alpha_4} = \begin{bmatrix} 0 & 0 & 0 & 0 & 0 \\ 0 & 0 & -i & 0 & 0 \\ 0 & 0 & 0 & i & 0 \\ 0 & 0 & 0 & 0 & 0 \\ 0 & 0 & 0 & 0 & 0 \end{bmatrix}. \quad (\text{B.18})$$

The lowering operators $e_{-\alpha_i}$'s are given by hermitian conjugations of $e_{+\alpha_i}$'s above.

Appendix B.4 Sp(2)

The fundamental representation of Sp(2) is given by the 4-dimensional spinor representation of SO(5). According to the standard construction in [15], the SO(5) angular momentum operators are given by

$$M_{12} = \frac{1}{2} \sigma_3 \otimes I, \quad M_{34} = \frac{1}{2} I \otimes \tau_3, \quad (\text{B.19})$$

$$M_{15} = \frac{1}{2} \sigma_1 \otimes I, \quad M_{35} = \frac{1}{2} \sigma_3 \otimes \tau_1, \quad (\text{B.20})$$

$$M_{25} = \frac{1}{2} \sigma_2 \otimes I, \quad M_{45} = \frac{1}{2} \sigma_3 \otimes \tau_2, \quad (\text{B.21})$$

where both σ_i 's and τ_i 's are Pauli matrices. The Cartan generators $(H_1, H_2) = (M_{12}, M_{34})$ are given by

$$H_1 = \frac{1}{2} \text{diag}(1, 1, -1, -1), \quad H_2 = \frac{1}{2} \text{diag}(1, -1, 1, -1), \quad (\text{B.22})$$

without diagonalization. The raising and lowering operators are constructed in the same way as in Eqs. (B.11), (B.12). The (J^3, J^\pm) operators are then given by the 4×4 matrices

$$H_{\alpha_1} = \frac{1}{2} \begin{bmatrix} 0 & & & \\ & 1 & & \\ & & -1 & \\ & & & 0 \end{bmatrix}, \quad e_{+\alpha_1} = \frac{1}{\sqrt{2}} \begin{bmatrix} 0 & 0 & 0 & 0 \\ 0 & 0 & i & 0 \\ 0 & 0 & 0 & 0 \\ 0 & 0 & 0 & 0 \end{bmatrix}, \quad (\text{B.23})$$

$$H_{\alpha_3} = \frac{1}{2} \begin{bmatrix} 1 & & & \\ & 0 & & \\ & & 0 & \\ & & & -1 \end{bmatrix}, \quad e_{+\alpha_3} = \frac{1}{\sqrt{2}} \begin{bmatrix} 0 & 0 & 0 & i \\ 0 & 0 & 0 & 0 \\ 0 & 0 & 0 & 0 \\ 0 & 0 & 0 & 0 \end{bmatrix}, \quad (\text{B.24})$$

for long roots α_1 and α_3 , while for short roots α_2 and α_4 they are

$$H_{\alpha_2} = \frac{1}{2} \begin{bmatrix} 1 & & & \\ & -1 & & \\ & & 1 & \\ & & & -1 \end{bmatrix}, \quad e_{+\alpha_2} = \frac{1}{\sqrt{2}} \begin{bmatrix} 0 & 1 & 0 & 0 \\ 0 & 0 & 0 & 0 \\ 0 & 0 & 0 & -1 \\ 0 & 0 & 0 & 0 \end{bmatrix}, \quad (\text{B.25})$$

$$H_{\alpha_4} = \frac{1}{2} \begin{bmatrix} 1 & & & \\ & 1 & & \\ & & -1 & \\ & & & -1 \end{bmatrix}, \quad e_{+\alpha_4} = \frac{1}{\sqrt{2}} \begin{bmatrix} 0 & 0 & 1 & 0 \\ 0 & 0 & 0 & 1 \\ 0 & 0 & 0 & 0 \\ 0 & 0 & 0 & 0 \end{bmatrix}. \quad (\text{B.26})$$

The lowering operators $e_{-\alpha_i}$'s are given by hermitian conjugations of $e_{+\alpha_i}$'s above.

Appendix B.5 G_2

By using the 7×7 $SO(7)$ angular momentum matrices $(M_{ab})_{cd} \equiv -i(\delta_{ac}\delta_{bd} - \delta_{ad}\delta_{bc})$, fourteen generators of G_2 as a subset of M_{ab} 's are given by [21]

$$\begin{aligned}
F_1 &= M_{24} - M_{51}, & M_1 &= -\frac{1}{\sqrt{3}}(M_{24} + M_{51} - 2M_{73}), \\
F_2 &= M_{12} - M_{54}, & M_2 &= \frac{1}{\sqrt{3}}(M_{54} + M_{12} - 2M_{67}), \\
F_3 &= M_{14} - M_{25}, & M_3 &= -\frac{1}{\sqrt{3}}(M_{14} + M_{25} - 2M_{36}), \\
F_4 &= M_{16} - M_{43}, & M_4 &= -\frac{1}{\sqrt{3}}(M_{16} + M_{43} - 2M_{72}), \\
F_5 &= M_{46} - M_{31}, & M_5 &= -\frac{1}{\sqrt{3}}(M_{46} + M_{31} - 2M_{57}), \\
F_6 &= M_{35} - M_{62}, & M_6 &= -\frac{1}{\sqrt{3}}(M_{35} + M_{62} - 2M_{71}), \\
F_7 &= M_{23} - M_{65}, & M_7 &= \frac{1}{\sqrt{3}}(M_{65} + M_{23} - 2M_{47}),
\end{aligned} \tag{B.27}$$

where F_1, \dots, F_7 and $F_8 \equiv -M_3$ consist of eight generators of $SU(3)$. In fact, diagonalizing those matrices by using a unitary matrix

$$U_2 = \frac{1}{\sqrt{2}} \left[\begin{array}{c|c} iI & I \\ -iI & I \\ \hline & \sqrt{2} \end{array} \right], \tag{B.28}$$

with the 3×3 identity matrix I , F_1, \dots, F_8 turn to

$$U_2 F_a U_2^\dagger = \begin{bmatrix} \lambda_a & & \\ & -\lambda_a^T & \\ & & 0 \end{bmatrix}, \tag{B.29}$$

where λ_a 's denote Gell-Mann matrices. One can see that $\mathbf{7}$ of G_2 goes to $\mathbf{3} + \bar{\mathbf{3}} + \mathbf{1}$ in $SU(3)$. Thus we define fourteen generators T_a of G_2 by

$$T_a \equiv \begin{cases} \frac{1}{\sqrt{2}} U_2 F_a U_2^\dagger & \text{for } a = 1, \dots, 8, \\ \frac{1}{\sqrt{2}} U_2 M_{a-8} U_2^\dagger & \text{for } a = 9, 10, \\ \frac{1}{\sqrt{2}} U_2 M_{a-7} U_2^\dagger & \text{for } a = 11, \dots, 14. \end{cases} \tag{B.30}$$

The raising and lowering operators for simple roots α_1 and α_2 are given by

$$E_{\pm\alpha_1} \equiv \frac{1}{\sqrt{2}} (T_6 \mp iT_7), \quad E_{\pm\alpha_2} \equiv \frac{1}{\sqrt{2}} (T_9 \mp iT_{10}). \tag{B.31}$$

By using them, the raising and lowering operators for non-simple short roots are given by

$$E_{+\alpha_4} \equiv [E_{+\alpha_1}, E_{+\alpha_2}], \quad E_{+\alpha_6} \equiv \frac{\sqrt{3}}{2} [E_{+\alpha_4}, E_{+\alpha_2}], \quad (\text{B.32})$$

and their hermitian conjugations. By using the above operators, the raising and lowering operators for non-simple long roots are determined as

$$E_{+\alpha_3} \equiv [E_{+\alpha_4}, E_{+\alpha_6}], \quad E_{+\alpha_5} \equiv [E_{+\alpha_6}, E_{+\alpha_2}], \quad (\text{B.33})$$

and their hermitian conjugations.

References

- [1] A.Yu. Alekseev and V. Schomerus, “D-branes in the WZW model,” *Phys. Rev. D* **60** (1999) 061901, [hep-th/9812193](#).
- [2] M. Kato and T. Okada, “D-branes on group manifolds,” *Nucl. Phys. B* **499** (1997) 583, [hep-th/9612148](#).
- [3] S. Stanciu, “D-branes in group manifolds,” *JHEP* **0001** (2000) 025, [hep-th/9909163](#).
- [4] C. Bachas, M. Douglas and C. Schweigert, “Flux stabilization of D-branes,” *JHEP* **0005** (2000) 048, [hep-th/0003037](#).
- [5] W. Taylor, “D2-branes in B fields,” *JHEP* **0007** (2000) 039, [hep-th/0004141](#).
- [6] S. Stanciu, “A note on D-branes in group manifolds: flux quantisation and D0-charge,” *JHEP* **0010** (2000) 015, [hep-th/0006145](#).
- [7] J.M. Figueroa-O’Farrill and S. Stanciu, “D-brane charge, flux quantisation and relative (co)homology,” *JHEP* **0101** (2001) 006, [hep-th/0008038](#).
- [8] S. Fredenhagen and V. Schomerus, “Branes on group manifolds, gluon condensates, and twisted K theory,” *JHEP* **0104** (2001) 007, [hep-th/0012164](#).
- [9] J. Maldacena, G. Moore and N. Seiberg, “D-brane instantons and K-theory charges,” *JHEP* **0111** (2001) 062, [hep-th/0108100](#).
- [10] S. Stanciu, “An illustrated guide to D-branes in SU(3),” [hep-th/0111221](#).
- [11] E. Witten, “Nonabelian bosonization in two-dimensions,” *Comm. Math. Phys.* **92** (1984) 455.

- [12] C. Klimčík and P. Ševera, “Open strings and D-branes in WZNW model,” Nucl. Phys. B **488** (1997) 653, [hep-th/9609112](#).
- [13] K. Gawędzki, “Conformal field theory: a case study,” [hep-th/9904145](#).
- [14] G. Felder, J. Fröhlich, J. Fuchs and C. Schweigert, “The geometry of WZW branes,” J. Geom. Phys. **34** (2000) 162, [hep-th/9909030](#).
- [15] H. Georgi, “Lie Algebras in Particle Physics,” (Benjamin-Cummings, Reading, 1982).
- [16] J.F. Adams, “Lectures on Lie Groups,” (The University of Chicago Press, Chicago, 1969).
- [17] T. Itoh and S.-J. Sin, “Classification of D-branes in group manifolds,” to appear.
- [18] E. Witten, “D-branes and K-theory,” JHEP **9812** (1998) 019, [hep-th/9810188](#);
“Overview of K-theory applied to strings,” Int. J. Mod. Phys. A **16** (2001) 693, [hep-th/0007175](#).
- [19] J. Pawelczyk and H. Steinacker, “Matrix description of D-branes on three spheres,” JHEP **0112** (2001) 018, [hep-th/0107265](#); “A quantum algebraic description of D-branes on group manifolds,” [hep-th/0203110](#).
- [20] C. Nash and S. Sen, “Topology and Geometry for Physicists,” (Academic Press, London 1983).
- [21] M. Günaydin and F. Gürsey, “Quark structure and octonions,” J. Math. Phys. **14** (1973) 1651.