

KEK-TH-515
hep-ph/9703421
March 1997

String-Scale Baryogenesis

Hajime AOKI*, Hikaru KAWAI†

*National Laboratory for High Energy Physics (KEK),
Tsukuba, Ibaraki 305, Japan*

Abstract

Baryogenesis scenarios at the string scale are considered. The observed baryon to entropy ratio, $n_B/s \sim 10^{-10}$, can be explained in these scenarios.

* e-mail address : haoki@theory.kek.jp, JSPS research fellow.

† e-mail address : kawaih@theory.kek.jp

1 Introduction

Baryogenesis [1] is one of the important problems in particle physics and cosmology. Why is our universe made of matter, not anti-matter? How do we explain the observed value of the ratio $n_B/s \sim 10^{-10}$, where n_B is the difference between the number density of baryons and that of anti-baryons, and s is the entropy density? Three ingredients are necessary to dynamically generate a nonzero n_B from a baryon-symmetric initial state [2]:

- (1) baryon number nonconservation,
- (2) violation of both C and CP invariance,
- (3) departure from thermal equilibrium.

Baryogenesis scenarios at the electroweak scale have been studied recently [3]. Baryon number conservation is violated at the electroweak scale *via* sphaleron processes. However, it is difficult to generate the observed baryon to entropy ratio within the Minimal Standard Model (MSM). First of all, CP violation coming only from the CKM phase is too small to explain the observed value, even if thermal plasma effects are taken into account [4]. Secondly, the electroweak phase transition should be a strong first-order phase transition in order to avoid the wash-out problem. However, this requirement gives an upper bound on the Higgs boson mass [5], which is already ruled out by LEP experiments.

Within the context of grand unified theories (GUT's) and the expanding universe all three necessary conditions are satisfied. However, GUT's also predict super-heavy magnetic monopoles which lead to a serious cosmological problem. Another problem of GUT baryogenesis scenarios is that the baryon asymmetry produced at the GUT scale is washed out by sphaleron processes.

In this paper we will consider baryogenesis scenarios at the string scale or the Planck scale and show how the observed baryon to entropy ratio can be explained in these new scenarios. Even if the non-SUSY non-GUT MSM describes the nature well above the electroweak scale, it must be modified around the string scale or the Planck scale due to gravitational effects. Hence it is important to consider the baryogenesis scenarios at these scales.

At the string and Planck scales, the three necessary conditions for baryogenesis are satisfied. Let's consider string inspired models or effective theories with a cut-off at the string scale. There is no reason to prohibit baryon- or lepton-number violating interactions in theories with a cut-off. On the other hand, the MSM, which is required to be renormalizable

and gauge invariant, does not allow such interactions. Sources of CP violation at the string scale can differ from those at the electroweak scale, and other sources than the CKM phase are allowed at the string scale.

As for departure from thermal equilibrium, we consider two scenarios which cause nonequilibrium distributions of matter. The first uses the so called Hagedorn temperature [6, 7]. String theory has a limiting temperature, where the higher excited states of string theory are occupied. The decay processes of these states will cause nonequilibrium distributions. The other is the inflation scenario [8], where inflaton decay processes cause nonequilibrium.

In this paper we will mainly consider the Hagedorn scenario. Nonzero n_B is generated during the decay of the higher excited states. It is also generated after the decay since nonequilibrium distributions caused by the decay processes are maintained until the rates for thermalization processes dominate the Hubble expansion rate.

The resultant baryon to entropy ratio will not have suppression factors since the theory has only one scale, the string scale or the Planck scale. Hence, we expect the observed value is obtained in these scenarios.

In Section 2 we present a model and show how it satisfies the three conditions for baryogenesis. In Section 3 we calculate the resultant lepton asymmetry by considering Boltzmann equations and show that these scenarios can explain the observed baryon to entropy ratio. The last section is devoted to conclusions and discussions.

2 A Model

In this section we will present a model of string scale baryogenesis. There has been progress in the study of string models without SUSY or GUT recently [9], which we think are interesting. Hence, as an effective theory of string theory, we consider a model whose matter content is the same as that of the MSM. For simplicity, we consider lower-dimensional operators. Let's consider the following model.

$$\begin{aligned}
\mathcal{L} = & \mathcal{L}_{MSM} \\
& + \frac{1}{4} \frac{g_{st}^2}{m_{st}} h_{ij} \epsilon^{\alpha\beta} (\epsilon_{ab} \epsilon_{cd} + \epsilon_{ad} \epsilon_{cb}) l_{\alpha}^{ia} \phi^b l_{\beta}^{jc} \phi^d + h.c. \\
& + \frac{1}{4} \frac{g_{st}^2}{m_{st}^2} \epsilon^{\alpha\beta} \epsilon^{\gamma\delta} [C_{ijkl} (\delta_{ac} \delta_{bd} + \delta_{ad} \delta_{bc}) + C'_{ijkl} (\delta_{ac} \delta_{bd} - \delta_{ad} \delta_{bc}) + C''_{ijkl} \epsilon_{ab} \epsilon_{cd}]
\end{aligned}$$

$$\times l_{\alpha}^{ia} l_{\beta}^{jb} l_{\gamma}^{kc*} l_{\delta}^{ld*}, \quad (2.1)$$

where l 's are the lepton doublets and ϕ is the Higgs doublet. The string coupling constant and the string scale are g_{st} and m_{st} , respectively. Also, i, j, k and l are generational indices, α, β, γ and δ are spinorial indices, and a, b, c and d are $SU(2)_L$ gauge-group indices.

The first term violates lepton number conservation since it is a Majorana-type coupling. The second term is included to incorporate CP violation. Through a unitary transformation the coefficient of the first term, h_{ij} , can be rotated to real diagonal form. However, if the second term is present we cannot guarantee that both terms can be rotated to real form simultaneously. With two or more generations, this model violates CP invariance. Henceforth, we will consider exactly two generations for simplicity .

In the remainder of this section we will speculate on the departure from thermal equilibrium. First of all, let's consider how the universe would have been in the context of string theory if thermal equilibrium had been maintained [6, 7]. Since the density of states is exponentially rising in string theory, it has a limiting temperature, the Hagedorn temperature,

$$T_H = \begin{cases} m_{st}/2\sqrt{2}\pi \sim 5.93 \times 10^{16}\text{GeV} & \text{(type II),} \\ m_{st}/(2 + \sqrt{2})\pi \sim 4.92 \times 10^{16}\text{GeV} & \text{(heterotic string).} \end{cases} \quad (2.2)$$

While the universe is contracting, the energy density increases but the temperature remains just below the Hagedorn temperature. When the energy density is low compared to the string scale, matter is composed of particles, or the excitations of short strings whose lengths are of the order of m_{st}^{-1} . However, the high-energy limit of the single-string density of states is found to be [7]

$$\omega(\epsilon) = \frac{\exp(\epsilon/T_H)}{\epsilon}. \quad (2.3)$$

When we consider the microcanonical ensemble it turns out that long strings traverse the entire volume of the universe in sufficiently high energy density.

Next we consider whether the thermal equilibrium is actually realized by comparing the rates for thermalization processes with the Hubble expansion rate. When matter is composed of particles, the rates for thermalization processes are $\Gamma_{th} \sim g_* \alpha_{st}^2 T$, and the Hubble expansion rate is $H = 1.66 g_*^{1/2} T^2 / m_{pl}$, where m_{pl} and g_* are the Planck mass and the number of matter species, respectively, and $\alpha_{st} = g_{st}^2 / 4\pi$. Hence, above the temperature $T_{eq} \sim g_*^{1/2} \alpha_{st}^2 m_{pl} / 1.66 \sim 3.8 \times 10^{16} \text{GeV}$, or above the energy density $\rho_{eq} \sim (1.6 \times 10^{17} \text{GeV})^4$, the thermalization processes are too slow to maintain equilibrium distributions. However, in the long-string phase, the rates for thermalization processes are proportional to the densities

of the string-bits, E/V , where E and V are the total energy and the volume of the universe, respectively. Since the Hubble expansion rate is proportional to the square root of the energy density, $\sqrt{E/V}$, the rates for thermalization processes will dominate the Hubble rate for sufficiently high energy density. Therefore, there will be a critical energy density, ρ_* , above which equilibrium distributions are realized. Below ρ_* interactions freeze out and matter distributions are merely affected by the expansion of the universe and depart from thermal equilibrium distributions.

Decay processes of higher excited states begin when the energy density decreases to $\rho_{\text{decay}} \sim (3.7 \times 10^{17} \text{GeV})^4$, where the decay rates $\sim \alpha_{st} m_{st}$ dominate the Hubble expansion rate. These processes are not adiabatic since the matter distributions have departed from equilibrium ones.

During the decay processes of higher excited states, the baryon asymmetry as well as entropy is generated. We can make a rough estimate,

$$n_B/s \sim \alpha_{st}^2 \sim 10^{-3}, \quad (2.4)$$

since the first nontrivial contribution to CP violation comes from the interference of the lowest-order diagrams and the one-loop corrections.

However, if many processes occur at $\rho = \rho_{\text{decay}}$, some cancellations among the decay processes can decrease the above result. These cancellations might be possible if many excited states are taken into account since ten-dimensional superstring theory has no CP violation originally. They might be explained also since CPT invariance and unitarity assure the following relation: $\sum_X \Gamma(X \rightarrow b) = \sum_X \Gamma(X \rightarrow \bar{b})$.

We cannot make a precise estimate since we don't know the dynamics of the decay processes in detail. Hence let's consider the following case: Nonzero n_B is generated after the decay while it is not generated during the decay due to exact cancellation. By considering this case we can give a lower bound on n_B/s . We assume that the following matter distributions are caused by the decay processes:

$$n_\phi = n_{\phi^*} \neq n_l = n_{l^*} \quad (T = T_H), \quad (2.5)$$

where n_ϕ and n_l are the number densities of Higgs bosons and lepton doublets, respectively. These nonequilibrium distributions are maintained until the temperature of the universe decreases to T_{eq} . During this epoch a nonzero n_L is generated. This nonzero n_L will be converted into a nonzero n_B of the same order of magnitude *via* sphaleron processes. In the

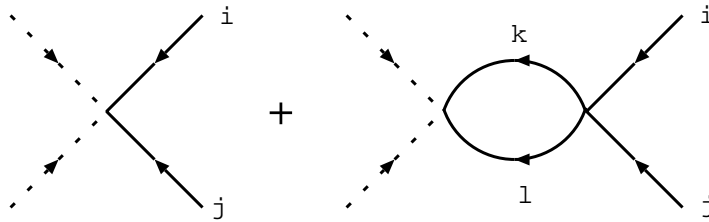


Figure 1: Diagrams which contribute to leptogenesis. The first nontrivial contributions come from the interference between tree-level amplitudes and one-loop corrections. The indices, i, j, k and l , represent the generations.

next section, we will estimate the resultant lepton asymmetry by using the nonequilibrium distribution of Eqn.(2.5) as an initial condition.

Finally, we will make a brief comment on another scenario which causes nonequilibrium distributions, *i.e.*, inflation. While the inflaton decays, a nonzero n_B as well as entropy can be generated [8]. Even if a nonzero n_B is not generated during the decay processes, some nonequilibrium distributions like those of Eqn.(2.5) are generated. Then a nonzero n_B is generated after the inflaton decays.

3 Boltzmann Equations

In this section we will calculate the resultant lepton asymmetry by using the model of Eqn.(2.1) and the nonequilibrium distributions of Eqn.(2.5). We consider the processes, $ll \leftrightarrow \phi^* \phi^*$ and processes related by CP conjugation. The first nonzero contributions to the generation of nonzero n_L come from the interference terms of the tree-level amplitudes and the one-loop corrections shown in Fig.1. They are proportional to $\Im(\sum_{k,l} h_{ij}^* C_{ijkl} h_{kl}) \Im(I)$, where I is the factor coming from the loop integrations. However, they vanish if we naively sum over the indices for generations i, j , since $C_{ijkl}^* = C_{klji}$ as is evident from the Lagrangian of Eqn.(2.1). Hence, we consider the processes shown in Fig.2 in order to produce a different number density for generation 1 and generation 2.

For simplicity, we will make the following assumption: the distributions for matter remain near equilibrium, $\rho \sim \exp(\frac{E-\mu}{T})$ and $\mu \ll T$. Thus the Boltzmann equations for the above

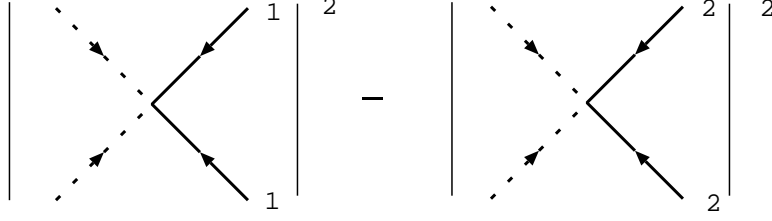


Figure 2: Processes which produce a different number density for generation 1 and generation 2.

processes are as follows:

$$\begin{aligned} \dot{Y}_l + \Gamma_{\text{th}}(Y_l - 1) &= 0, \\ \dot{Y}_\phi + \Gamma_{\text{th}}(Y_\phi - 1) &= 0, \end{aligned} \quad (3.1)$$

$$Y_{1-2} + \Gamma_{\text{th}} Y_{1-2} = \frac{3}{\pi} \left(\frac{\alpha_{st}^2}{m_{st}} \right)^2 (h_{11}^2 - h_{22}^2) T^3 (Y_\phi^2 - Y_l^2), \quad (3.2)$$

$$\dot{Y}_L = -\frac{72}{\pi} \frac{\alpha_{st}^3}{m_{st}^4} h_{11} h_{22} \Im(C_{1122}) T^5 (Y_{l_1}^2 - Y_{l_2}^2), \quad (3.3)$$

where $Y_i = n_i/n^{(\text{eq})}$. $Y_{1-2} = Y_{l_1} - Y_{l_2}$, $Y_L = Y_{l_1} + Y_{l_2} - (Y_{l_1}^* + Y_{l_2}^*)$. $\Gamma_{\text{th}} \approx g_* \alpha_{st}^2 T$ is the rate for thermalization. We took the convention where the coefficient of the Majorana-type interactions, h_{ij} , is real diagonal form.

Eqns.(3.1) represent the thermalization processes which reduce the nonequilibrium distributions of Eqn.(2.5) imposed as an initial condition to the equilibrium ones. Eqn.(3.2) represents the processes which produce the difference in the number densities between the generations. Finally, the third equation, Eqn.(3.3), represents the production of a nonzero n_L . The right-hand sides of Eqns.(3.2) and (3.3) are given by calculating the amplitudes shown in Fig.2 and Fig.1, respectively, and performing the phase space integrations.

The Boltzmann equations are integrated to give

$$\begin{aligned} Y_L &= -\frac{432}{\pi^2} \frac{\alpha_{st}^5}{m_{st}^6} \left(\frac{m_{pl}}{1.66 g_*^{1/2}} \right)^2 (h_{11}^2 - h_{22}^2) h_{11} h_{22} \Im(C_{1122}) \\ &\quad \times \int_{T_H}^T dT' T'^2 Y_l(T') \exp(-T_{\text{eq}}/T') \\ &\quad \times \int_{T_H}^{T'} dT'' \exp(T_{\text{eq}}/T'') (Y_\phi(T'')^2 - Y_l(T'')^2), \end{aligned} \quad (3.4)$$

where

$$Y_i(T) = 1 + (Y_i(T_H) - 1) \exp(-T_{\text{eq}}/T + T_{\text{eq}}/T_H), \quad (3.5)$$

for $i = l, \phi$, and $T_{\text{eq}} = g_*^{1/2} \alpha_{st}^2 m_{pl} / 1.66 \sim 3.75 \times 10^{16} \text{GeV}$ is the temperature below which thermalization processes begin. Note that the Hubble expansion rate appears when we change the variable from time to temperature. The final result is as follows:

$$Y_L = -\frac{36}{\pi^2} \alpha_{st}^5 \left(\frac{m_{pl}}{1.66 g_*^{1/2} m_{st}} \right)^2 \left(\frac{T_H}{m_{st}} \right)^4 J \quad (3.6)$$

$$\approx 2.7 \times 10^{-12} J, \quad (3.7)$$

where

$$J = (h_{11}^2 - h_{22}^2) h_{11} h_{22} \Im(C_{1122}) K, \quad (3.8)$$

$$\begin{aligned} K &= 12 (T_{\text{eq}}/T_H)^4 \int_{T_{\text{eq}}/T_H}^{\infty} dz z^{-4} (\exp(-z) + A_l \exp(-2z)) \\ &\quad \times \int_{T_{\text{eq}}/T_H}^z dz' z'^{-2} (2(A_\phi - A_l) + (A_\phi^2 - A_l^2) \exp(-z')) \\ &\approx 0.538(A_\phi - A_l) + 0.173 A_l (A_\phi - A_l) \end{aligned} \quad (3.9)$$

$$+ 0.108(A_\phi^2 - A_l^2) + 0.0355 A_l (A_\phi^2 - A_l^2), \quad (3.10)$$

$$A_i = (Y_i(T_H) - 1) \exp(T_{\text{eq}}/T_H). \quad (3.11)$$

$$(3.12)$$

In the estimations of Eqns.(3.7) and (3.10) we used the following values: $\alpha_{st} = 1/45$, $g_* = 106.75$, $m_{pl} = 1.22 \times 10^{19} \text{GeV}$, $m_{st} = 5.27 \times 10^{17} \text{GeV}$ and $T_H = 4.92 \times 10^{16} \text{GeV}$. When $T_{\text{eq}}/T_H \ll 1$, thermalization processes can be neglected, and the integration in Eqn.(3.9) approaches

$$K \rightarrow (1 + A_l) [2(A_\phi - A_l) + A_\phi^2 - A_l^2] \quad (T_{\text{eq}}/T_H \ll 1). \quad (3.13)$$

The result in Eqn.(3.10) was calculated numerically with the value $T_{\text{eq}}/T_H \approx 0.763$. Note that the result has no suppression as far as T_{eq}/T_H is of the order one.

The lepton to entropy ratio is

$$n_L/s \approx Y_L/g_* \approx 2.6 \times 10^{-14} J, \quad (3.14)$$

where J is given by Eqn.(3.8) and its value can be a few thousand if h_{ij} and C_{ijkl} are about five. This nonzero n_L will be converted into nonzero n_B of the same order of magnitude *via* sphaleron processes. Therefore, the observed baryon asymmetry can be generated after the decay processes of higher excited states of string theory.

4 Conclusions and Discussions

In this paper we consider baryogenesis scenarios at the string scale or the Planck scale. At these scales the three necessary conditions for baryogenesis are satisfied. We have shown that the observed baryon asymmetry can be generated after the decay processes of higher excited states of string theory. If we take into account the baryogenesis during the decay processes, we will obtain a larger value for the baryon to entropy ratio. Too large a value could be diluted afterwards by considering entropy generation in the confinement-deconfinement phase transition, for example. Therefore, the observed baryon to entropy ratio can be explained in these scenarios.

Finally we give some comments on the model of Eqn.(2.1). We have considered Majorana-type interactions plus four-fermion interactions other than the MSM in order to introduce CP violation. It seems that only Majorana-type interactions would be enough since there are Yukawa couplings in the MSM already. The Yukawa plus Majorana-type interactions,

$$y_{ij}e^{*\alpha i}l_{\alpha}^{aj}\phi_a^* + \frac{1}{4}\frac{g_{st}^2}{m_{st}}h_{ij}\epsilon^{\alpha\beta}(\epsilon_{ab}\epsilon_{cd} + \epsilon_{ad}\epsilon_{cb})l_{\alpha}^{ia}\phi^bl_{\beta}^{jc}\phi^d + h.c., \quad (4.1)$$

would also work, since, after the Yukawa coupling is brought to the form of a real diagonal matrix *via* a unitary transformation, no degrees of freedom remain to insure a real Majorana-type coupling. However, because the Yukawa coupling is small, the resultant lepton asymmetry is too small to explain the observed value of n_B/s . Indeed, a nonzero n_L is generated, for example, through the processes shown in Fig.3. The result is of the order,

$$\begin{aligned} n_L/s &\sim \left(h\frac{\alpha_{st}}{m_{st}}\right)^4 y^4 \frac{m_{pl}}{1.66g_*^{1/2}} T_H^3 \frac{1}{g_*} \\ &\sim 6.7h^4 \times 10^{-21}. \end{aligned} \quad (4.2)$$

Here h and y are characteristic values for h_{ij} and y_{ij} , respectively. We think h is of the order one, and we used the Yukawa coupling of the tau lepton for y .

Finally, the Majorana-type terms in Eqn.(2.1) give neutrino masses of the order of

$$m_{\nu} \sim h\frac{g_{st}^2}{m_{st}}v^2 \sim 3.2h \times 10^{-5} \text{ eV}. \quad (4.3)$$

This value is consistent with solar neutrino experiments if we consider the vacuum oscillation or take into consideration the magnetic field in the sun [10].

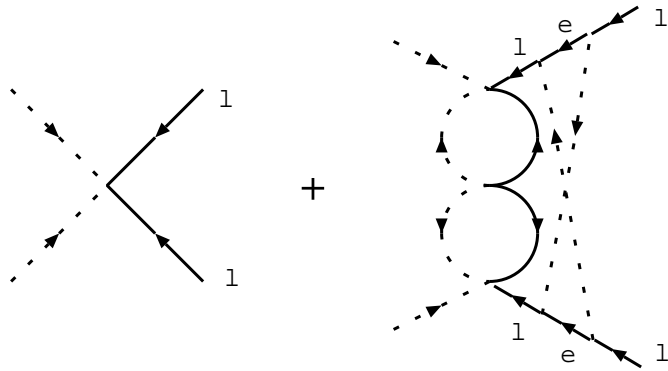


Figure 3: Diagrams which contribute to leptogenesis by means of Yukawa couplings and Majorana-type couplings. The left-handed lepton doublets and the right-handed lepton singlets are l and e , respectively.

Acknowledgements

We would like to thank K. Funakubo, K. Inoue and Y. Okada for useful discussions. We are also grateful to R. Szalapski for carefully reading the manuscript.

References

- [1] M. Yoshimura, Phys. Rev. Lett. **41** (1978) 281;
S. Weinberg, Phys. Rev. Lett. **42** (1979) 850;
For reviews, see: E. W. Kolb and M. S. Turner, Ann. Rev. Nucl. Part. Sci. **33** (1983) 645;
E. W. Kolb and M. S. Turner, *The Early Universe*, (Addison Wesley, California, 1990).
- [2] A. D. Sakharov, JETP Lett. **5** (1967) 24.
- [3] For reviews, see: A. G. Cohen, D. B. Kaplan and A. E. Nelson, Ann. Rev. Nucl. Part. Sci. **43** (1993) 27;
K. Funakubo, Prog. Theor. Phys. **96** (1996) 475.
- [4] G. R. Farrar and M. E. Shaposhnikov, Phys. Rev. **D50** (1994) 774;
M. B. Gavela, P. Hernandez, J. Orloff, O. Pène and C. Quimbay, Nucl. Phys. **B430** (1994) 382;
P. Huet and E. Sather, Phys. Rev. **D51** (1995) 379.
- [5] M. E. Shaposhnikov, Nucl. Phys. **B287** (1987) 757.
- [6] R. Hagedorn, Nuovo Cim. Suppl. **3** (1965) 147;
K. Huang and S. Weinberg, Phys. Rev. Lett. **25** (1970) 895;
J. J. Atick and E. Witten, Nucl. Phys. **B310** (1988) 219.
- [7] R. Brandenberger and C. Vafa, Nucl. Phys. **B316** (1989) 391;
D. A. Lowe and L. Thorlacius, Phys. Rev. **D51** (1995) 665.
- [8] A. D. Dolgov and A. D. Linde, Phys. Lett. **116B** (1982) 329;
L. F. Abbott, E. Farhi and M. B. Wise, Phys. Lett. **117B** (1982) 29.
- [9] K. R. Dienes, *String Theory and the Path to Unification*, hep-th/9602045.
- [10] T. Kubota, T. Kurimoto and E. Takasugi, Phys. Rev. **D49** (1994) 2462.