

The reliability of pQCD approach in pion electromagnetic form factor

Zheng-Tao Wei ^a and Mao-Zhi Yang ^{b,c 1}

^a Institute of Physics, Academia Sinica, Taipei, 115 Taiwan, ROC

^b CCAST(World Laboratory), P.O.Box 8730, Beijing 100080, China

^c Institute of High Energy Physics, P.O.Box 918(4), Beijing 100039, China

Abstract

The pion electromagnetic form factor with leading and next-to-leading twist corrections are studied in the framework of pQCD approach. We find that, at small momentum transfer regions, Sudakov effects cannot provide a strong enough suppression of the non-perturbative contributions coming from large transverse separations, but at large momentum transfer region, non-perturbative contributions can be effectively suppressed. So pQCD approach can be applied at large momentum transfer region. At the energy region where experiment can access so far, i.e. $Q < 4\text{GeV}$, pQCD prediction can not be precise because there may be a quite large part of contributions coming from non-perturbative region. The calculation of power corrections may not be performed systematically in pQCD framework.

¹e-mail address: weizt@phys.sinica.edu.tw; yangmz@mail.ihep.ac.cn

1 Introduction

There is a general agreement that the standard approach of perturbative QCD (pQCD) is the correct theory in exclusive processes in the asymptotic limit $Q \rightarrow \infty$ [1]. Although reasonable this theory seems in the ideal world, the test of this theory is performed only in the pre-asymptotic energy region. Up to now, the success of pQCD framework in exclusive process is very limited, such as in pion transition form factor where there is one hadron involved [2]. The more hadrons involved in exclusive process, the less prediction power of the pQCD framework. It is found that the pion electromagnetic (EM) form factor contains substantial soft endpoint contributions which destroys the consistence of perturbative method [3]. The mechanism of Sudakov suppression is introduced to suppress the soft endpoint contribution and a modified pQCD formula which includes Sudakov suppression is given in pion EM form factor [4]. It is claimed that pQCD calculation can still be self-consistent at about $Q \sim 20\Lambda_{\text{QCD}}$ (2GeV for $\Lambda_{\text{QCD}} = 0.1\text{GeV}$).

During the past decade, there is no conceptual development of this modified pQCD approach. However the applicability of this method have met many theoretical problems. Recently, this modified pQCD approach (or say pQCD approach for simplicity) was largely applied in exclusive B decays to treat the endpoint singularity [5]. There has been much debate concerning the applicability of pQCD approach in B system [6]. In [7], we investigated the reliability of pQCD approach in $B \rightarrow \pi$ form factors and find that the soft contribution coming from large transverse separations can be comparable with the hard contribution. This conclusion should be general for many exclusive processes, such as pion EM form factor, etc. . From the analysis in the light-cone sum rule approach, the soft endpoint contribution is found to be large at the experimentally accessible energy region [8]. So, the study of the reliability of pQCD approach in EM pion form factor is necessary and important.

It is well-known that the leading order (LO) result for pion form factor with asymptotic leading-twist distribution amplitude (DA) is small, about $\frac{1}{4}$ to $\frac{1}{3}$ of the experimental data [4, 9]. The recent next-to-leading order (NLO) calculation is given in [10]. Their conclusion is that NLO calculation is reliable only when $Q > 5\text{GeV}$. Other important corrections to the leading-twist LO result are higher twist corrections. The next-to-leading twist (twist-3 in our case) contribution is “chirally enhanced” power correction and it is most probably important. The study of twist-3 contribution to pion EM form factor was performed long ago [11]. The recent research using pQCD approach is given in [12]. Both of their results found a large twist-3 contribution even larger than leading twist result at intermediate energy region of $Q \leq 5\text{GeV}$. The large twist-3 contribution seems to destroy twist expansion. Since there is endpoint singularity in twist-3 contribution, one may also doubt the effectiveness of Sudakov suppression.

In this paper, we will provide a systematic study of EM pion form factor in pQCD approach. Our main concerns are the reliability of applying pQCD method. Some new theoretical ingredients which are not considered in the previous literatures will be also

included in our analysis: intrinsic transverse momentum effects and threshold resummation. We find that intrinsic transverse momentum in pion wave function are important. However, the large twist-3 correction shows that the power corrections may not be systematically calculated in pQCD framework.

2 Pion form factor in pQCD approach

The pion EM form factor is defined by the following Lorentz decomposition of biquark current matrix element

$$\langle \pi(P') | J_\mu(0) | \pi(P) \rangle = (P + P')_\mu F_\pi(Q^2) \quad (1)$$

where $J_\mu = \sum_i e_i \bar{q}_i \gamma_\mu q_i$ is the electromagnetic current with quark flavor i and relevant electronic charge e_i . The momentum transfer is $q^2 = (P' - P)^2 = -Q^2$. We have restricted our discussion in space-like region. It is convenient to use light-cone variables in which $P = (\frac{Q}{\sqrt{2}}, 0, \vec{0}_\perp)$ and $P' = (0, \frac{Q}{\sqrt{2}}, \vec{0}_\perp)$. $F_\pi(Q^2)$ is the pion EM form factor which depends only on momentum transfer Q . The pion form factor at large momentum transfer Q provides information about the internal structure of pion.

The basic idea of pQCD approach is that it takes into account transverse momentum and Sudakov suppression. The pion EM form factor is expressed as the convolution of wave functions \mathcal{P} and hard scattering kernel T_H by both the longitudinal momentum fraction and the transverse impact parameter b :

$$F_\pi(Q^2) = \int dx dy d^2\vec{b} d^2\vec{b}' \mathcal{P}(x, b, \mu) \mathcal{P}(y, b', \mu) T_H(x, y, b, b', Q, \mu). \quad (2)$$

The wave function $\mathcal{P}(x, b, Q, \mu)$ is given by:

$$\mathcal{P}(x, b, Q, \mu) = \exp[-S(x, b, Q, \mu)] \tilde{\Psi}^0(x, b) \quad (3)$$

where $\tilde{\Psi}^0(x, b)$ is the soft part of pion wave function with $|k_\perp| < 1/b$

$$\tilde{\Psi}^0(x, b) = \phi(x, 1/b) + O(\alpha_s(1/b)) \quad (4)$$

The above equation is valid for small b . When Sudakov suppression is strong, there is only small b contribution and the approximation of $\tilde{\Psi}^0(x, b)$ by distribution amplitude $\phi(x, 1/b)$ is valid. But at a few GeV region, this approximation is questionable.

The factor $\exp(-S)$ in Eq.(3) includes the Sudakov logarithmic corrections and renormalization group evolution effects of both wave function and hard kernel,

$$S(x, b, Q, \mu) = s(x, b, Q) + s(1 - x, b, Q) - \frac{1}{\beta_1} \ln \frac{\ln(\mu/\Lambda_{\text{QCD}})}{\ln(1/b\Lambda_{\text{QCD}})} \quad (5)$$

where $\beta_1 = \frac{33-2n_f}{12}$ with $n_f = 3$. The Sudakov exponent $s(x, b, Q)$ is calculated up to next-to-leading-log (NLL) accuracy. Its explicit formula can be found in [13]. The exponent

$s(x, b, Q)$ is obtained under the condition that $xQ/\sqrt{2} > 1/b$. For small b , there is no suppression, so $s(x, b, Q)$ is set to zero for $xQ/\sqrt{2} < 1/b$.

The study of distribution amplitudes beyond leading twist is expanded in the conformal spin [14]. The light-cone distribution amplitudes of pion are defined in terms of bilocal operator matrix element

$$\langle \pi(p) | \bar{q}_\beta(z) q_\alpha | 0 \rangle = \frac{if_\pi}{4} \int_0^1 dx e^{ixp \cdot z} \times \left\{ \not{p} \gamma_5 \phi_\pi(x) - \mu_\pi \gamma_5 \left(\phi_p(x) - \sigma_{\mu\nu} p^\mu z^\nu \frac{\phi_\sigma(x)}{6} \right) \right\}_{\alpha\beta}, \quad (6)$$

where f_π is the decay constant of pion and x is the longitudinal momentum fraction of quark in pion. The parameter $\mu_\pi = m_\pi^2/(m_u + m_d)$ for charged pion. ϕ_π , ϕ_p and ϕ_σ are the twist-2 and twist-3 distribution amplitudes, respectively. The twist-3 terms contribute power corrections. At the experimental accessible energy region, the chirally enhanced parameter $r_\pi = \mu_\pi/Q \sim \mathcal{O}(1)$ is not small.

The momentum projection for pion is [7]:

$$M_{\alpha\beta}^\pi = \frac{if_\pi}{4} \left\{ \not{p} \gamma_5 \phi_\pi - \mu_P \gamma_5 \left(\phi_p - i\sigma_{\mu\nu} \frac{p^\mu \bar{p}^\nu}{p \cdot \bar{p}} \frac{\phi'_\sigma}{6} + i\sigma_{\mu\nu} p^\mu \frac{\phi_\sigma}{6} \frac{\partial}{\partial k_{\perp\nu}} \right) \right\}_{\alpha\beta}, \quad (7)$$

where $\phi'_\sigma = \frac{\partial \phi_\sigma(x)}{\partial x}$.

The final formula for pion EM form factor in pQCD approach is:

$$\begin{aligned} F_\pi(Q^2) &= \frac{16}{9} \pi f_\pi^2 Q^2 \int_0^1 dx dy \int_0^\infty b db b' d' \alpha_s(\mu) \times \left\{ \frac{\bar{y}}{2} \mathcal{P}_\pi[x] \mathcal{P}_\pi[y] + \frac{\mu_\pi^2}{Q^2} \left[y \mathcal{P}_p[x] \mathcal{P}_p[y] \right. \right. \\ &\quad \left. \left. + (1 + \bar{y}) \mathcal{P}_p[x] \frac{\mathcal{P}'_\sigma[y]}{6} + 2 \mathcal{P}_p[x] \frac{\mathcal{P}_\sigma[y]}{6} \right] \right\} \times H(x, y, b, b', Q, \mu) \\ &= F_\pi^{(2)} + F_\pi^{(3)}. \end{aligned} \quad (8)$$

where $F_\pi^{(2)}, F_\pi^{(3)}$ represent twist-2 and twist-3 contributions in pQCD approach respectively, and H is given by

$$\begin{aligned} H(x, y, b, b', Q, \mu) &= K_0(\sqrt{x\bar{y}} Q b) \left[\theta(b - b') K_0(\sqrt{\bar{y}} Q b) I_0(\sqrt{\bar{y}} Q b') \right. \\ &\quad \left. + \theta(b' - b) K_0(\sqrt{\bar{y}} Q b') I_0(\sqrt{\bar{y}} Q b) \right] \end{aligned}$$

where $[x] = (x, b, Q, \mu)$, $[y] = (y, b', Q, \mu)$. The wave functions of $\mathcal{P}_\pi, \mathcal{P}_p$ and \mathcal{P}_σ can be obtained from the relevant wave functions Ψ_π, Ψ_p and Ψ_σ through Eq.(3) and Eq.(4). K_0 and I_0 are the modified Bessel functions. The choice of renormalization scale parameter μ is taken as the largest momentum scale associated with the exchanged virtual gluon in the longitudinal and transverse degrees,

$$\mu = \max(\sqrt{x\bar{y}} Q, 1/b, 1/b') \quad (9)$$

The above choice avoids the Landau pole in coupling constant $\alpha_s(\mu)$ at $\mu = \Lambda_{\text{QCD}}$ if \bar{x} and \bar{y} are small.

In [4], the transverse momentum associated with virtual fermion lines is neglected and the hard kernel involves only a single impact parameter b . In our formula of Eq.(8), there are two parameters b and b' . The errors caused by the neglect of transverse momentum in the propagator of fermion lines is small if $Q > 4\text{GeV}$, but it can be about 20% when $Q = 2\text{GeV}$. So, we retain the transverse momentum in the fermion lines without approximation. The transverse momentum k_{\perp}^2 in the numerator are neglected because it is power suppressed compared to Q^2 . We checked this assumption and found its effects are really small in our case.

In the asymptotic limit, the distribution amplitudes $\phi_{\pi}(x) = 6x\bar{x}$, $\phi_p(x) = 1$ and $\phi_{\sigma}(x) = 6x\bar{x}$. Neglecting the transverse momentum in both hard kernel and wave functions, Eq.(8) becomes

$$F_{\pi}(Q^2) = \frac{8\pi\alpha_s(\mu_{eff})f_{\pi}^2}{9Q^2} \left\{ \left| \int_0^1 \frac{dx}{\bar{x}} \phi_{\pi}(x) \right|^2 + 4 \frac{\mu_{\pi}^2}{Q^2} \left| \int_0^1 \frac{dx}{\bar{x}} \phi_p(x) \right|^2 \right\} = F_s^{(2)} + F_s^{(3)} \quad (10)$$

where $F_s^{(2)}, F_s^{(3)}$ represent twist-2 and twist-3 contributions to $F_{\pi}(Q^2)$ in the standard approach respectively. The twist-3 contributes to $1/Q^4$ correction and it is power suppressed by a factor $\frac{\mu_{\pi}^2}{Q^2}$ compared with the leading twist contribution. Because $\phi_p(x)$ is a constant at endpoint, twist-3 contribution is logarithmically divergent at $\bar{x} = 0$. We use the effective scale μ_{eff} in Eq.(10) because the NLO calculation depends crucially on the choice of μ .

3 Numerical results and discussions

There are only two parameters Λ_{QCD} and μ_{π} in the hard kernel. They are chosen as $\Lambda_{\text{QCD}} = 0.2\text{GeV}$ and $\mu_{\pi} = 2.0\text{GeV}$. The distribution amplitudes are taken as their asymptotic limit form. We do not use C-Z distribution amplitude for discussion since this model of distribution amplitude are concentrated at the endpoint where perturbative analysis is not reliable.

At first, we discuss a problem which is not investigated after the paper of [4]: the consistence between the resummed formula and the standard formula. The modified pQCD approach uses a b-space resummation formalism in which the Sudakov double logarithms are resummed to all orders. There is a difficulty of matching the resummed formalism and the fixed order predictions in the standard approach. From the theoretical point of view, the modified pQCD approach should be consistent with standard approach when Q is large enough. Because of the existence of endpoint singularity at twist-3 level, twist-3 contribution cannot be calculated in the standard approach. We can compare the predictions of pQCD approach and standard approach in leading twist, i.e., $F_{\pi}^{(2)}$ and $F_s^{(2)}$ to check the consistence.

The physical quantity F_π does not depend on the choice of the scale parameter μ if the calculation can be performed up to infinite orders. However, in practice the calculation can only be made perturbatively at finite orders. To make the perturbative expansion reliable, the scale parameter should be chosen in such a way that make the higher order corrections as small as possible. In pQCD approach, $\mu = \max(\sqrt{\bar{x}\bar{y}}Q, 1/b, 1/b')$. While in the standard approach, it is a free parameter. We use the different choices proposed in literatures: $\mu_{eff} = Q, XQ, X^{3/2}Q, e^{-5/6}XQ$ where $X = \langle \bar{x} \rangle = 1/2$. Fig.1 shows the $F_s^{(2)}$ in the standard approach with different choice of μ and $F_\pi^{(2)}$. One can see that the best choice of μ in the standard approach is $\mu = Q/2$ or $X^{3/2}Q$. By using this choice, pQCD approach is consistent with the standard approach when $Q \geq 10\text{GeV}$. For the momentum transfer $Q < 10\text{GeV}$, the prediction of pQCD approach is generally smaller than that in the standard approach. This difference is caused by the transverse momentum effects and Sudakov suppression. In [10], it is found that the choices of $\mu = XQ, X^{3/2}Q$ reduce the NLO corrections significantly and reliable predictions can be obtained at lower values of Q . Both these results show the importance of choosing the scale by the interior dynamics of the process.

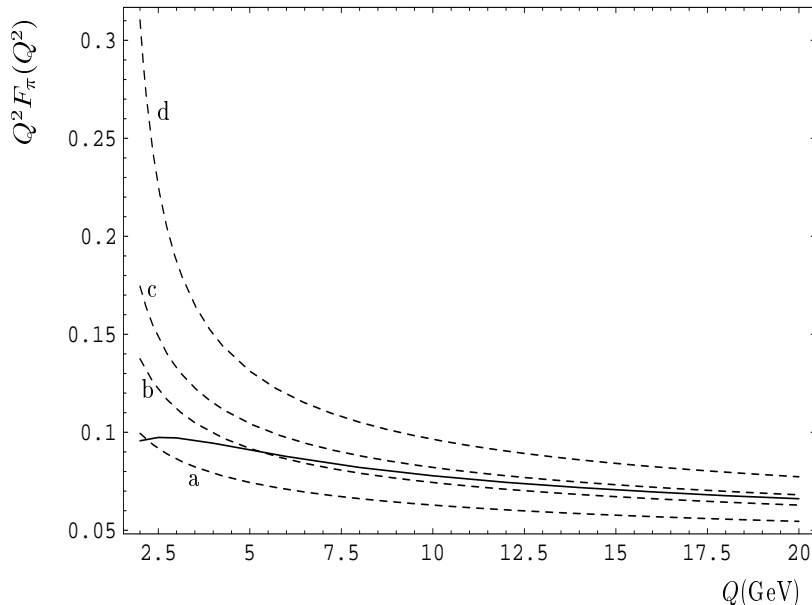


Figure 1: The comparison of twist-2 pion form factor in standard approach and pQCD approach. The solid line is for pQCD approach, while the dashed lines for standard approach: (a), (b), (c) and (d) for $\mu_{eff} = Q, XQ, X^{3/2}Q$ and $e^{-5/6}XQ$, respectively, where $X = \langle \bar{x} \rangle = 1/2$.

Now we discuss the reliability of pQCD approach. The basic idea of pQCD approach is to use Sudakov form factor to suppress the long-distance contributions coming from

large transverse separations. A reliable perturbative computation should satisfy that most of the results are coming from small impact parameter b . In order to study the impact parameter b dependence of form factor F_π , we introduce a cut-off b^c in the impact parameter space in the integrals of Eq. (8) by $\int_0^{b^c} db$. Similarly, the impact parameter b' dependence can also be performed. It is convenient to use $Q^2 F$ as the physical quantity for discussion because $Q^2 F$ is nearly a constant for large Q . The results are plotted in Fig.2. We can see that the results are saturated before b^c approaches to $1/\Lambda_{QCD}$, which means large separation is suppressed by Sudakov effect. The saturation point is closer to $1/\Lambda_{QCD}$ for smaller momentum transfer. For $Q = 10\text{GeV}$ the saturation point is at about 1.5GeV^{-1} , which is far from the end point $1/\Lambda_{QCD}$. This means that almost all the contributions come from the short-distance region. For $Q = 6\text{GeV}$, the saturation point is at about 2.5GeV^{-1} , which shows that some non-perturbative contribution emerges, but it is still not large. But for $Q = 4\text{GeV}$ and 2GeV , the saturation points are at 3.5GeV^{-1} and 4.0GeV^{-1} , which are quite close to the end point $1/\Lambda_{QCD}$. There are substantial contributions coming from large transverse separations $b > 0.5/\Lambda_{QCD}$ for $Q < 4\text{GeV}$. Sudakov suppression becomes weak for small Q , and non-perturbative contribution becomes large. To show directly how the non-perturbative contribution becomes large at small momentum transfer, we show the Q^2 dependence of $Q^2 F(Q^2)$ in Fig.3. We see that there are quite large contributions coming from the region $\alpha_s(\mu) > 0.5$ for smaller values of Q^2 : 34% at $Q^2 = 4\text{GeV}^2$, 22% at $Q^2 = 10\text{GeV}^2$, 18% at $Q^2 = 16\text{GeV}^2$. For $Q^2 > 25\text{GeV}^2$ the contribution for $\alpha_s(\mu) > 0.5$ becomes smaller than 10%.

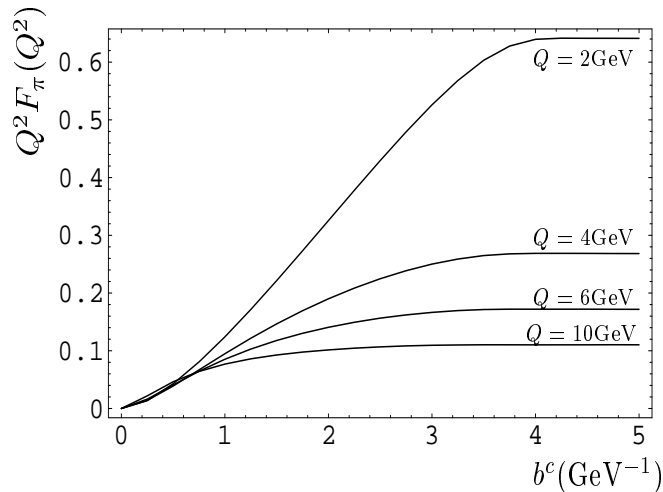


Figure 2: Dependence of $Q^2 F$ on the cut-off b^c at $Q = 2\text{GeV}$, 4GeV , 6GeV and $Q = 10\text{GeV}$.

Is Sudakov suppression effective at experimental accessible energy region ($Q = 1 - 4\text{GeV}$)? From the above results, it seems that Sudakov suppression is not strong enough for $Q < 4\text{GeV}$. Sudakov form factor $e^{-s(x,b)-s(\bar{x},b)}$ only suppress the region of $b \sim 1/\Lambda_{QCD}$

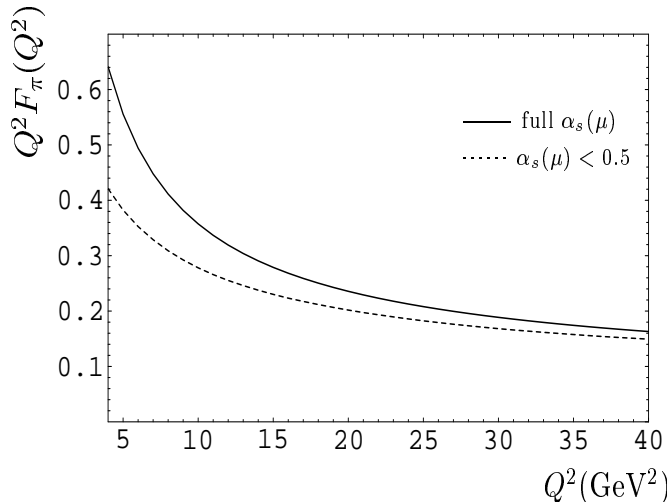


Figure 3: Dependence of $Q^2 F$ on Q^2 . The solid line is the result with the full $\alpha_s(\mu)$, the dashed line the result with the constraint $\alpha_s(\mu) < 0.5$

at a few GeV region. In the derivation of b-space resummed Sudakov form factor, it requires the condition $Q \gg 1/b \gg \Lambda_{\text{QCD}}$. The condition $1/b \gg \Lambda_{\text{QCD}}$ is required because a reliable $\alpha_s(1/b)$ expansion needs small b . This is possible only if Q is large enough and Sudakov form factor suppress all the large b contributions. The derivation of Sudakov form factor is a difficult problem in QCD because perturbative expansion is not meaningful at long-distance. This is unlike the case in QED. Thus, Sudakov form factor depends on the infrared cut-off. Thus, b-space resummed Sudakov form factor is not the unique choice. Moreover, the extrapolation of asymptotic form into the small momentum region is not under well control in QCD. The predictive power of perturbation theory will be decreased largely by this extension. The model-dependent nonperturbative effects have to be included in order to extrapolate the perturbative analysis to the large b region with the cost that the predictive power of perturbative method is decreased. In the pion EM form factor, the non-perturbative contribution at small Q can be at the order of 30%. This means that Sudakov suppression is not strong enough for small momentum transfer.

Other mechanisms, such as intrinsic transverse momentum effects [9] and threshold resummation [15] can suppress large b contribution and endpoint contribution. We investigate whether these effects can provide a reliable perturbative analysis. About the intrinsic transverse momentum effects, it is nonperturbative. The estimate of this effects must be model-dependent at present. The suppression of the intrinsic transverse momentum effects is larger than Sudakov effects at the order of a few GeV. Only for very large Q , Sudakov suppression becomes strong and the intrinsic transverse momentum effects can be neglected. We incorporate these effects to suppress the nonperturbative contributions. The formula of including these effects can be found in [7]. Here, we do not present them for simplicity. Fig.4 shows the numerical result after incorporating these

effects. The result is seriously suppressed by intrinsic transverse momentum effect in pions' wave functions, and slightly suppressed by threshold resummation, which shows that intrinsic transverse momentum effect is important in pion EM form factor. We should include them in our analysis. Fig.5 shows that the perturbative behavior is improved largely. The saturation points in b -space moves to the $b \rightarrow 0$ direction apparently for both small and large value of Q . The contribution of $\alpha_s(\mu) > 0.5$ is largely reduced. For $Q^2 > 20\text{GeV}^2$, the contribution of $\alpha_s(\mu) > 0.5$ is suppressed below a few percent. However, for $Q^2 \sim 4 - 10\text{GeV}^2$ there are 10% to 20% of the contributions coming from the region $\alpha_s(\mu) > 0.5$. Non-perturbative contribution for small Q region is still non-negligible. So pQCD can not predict pion EM form factor precisely in small momentum transfer region. For large momentum transfer region, the non-perturbative contribution is small and pQCD can be applied.

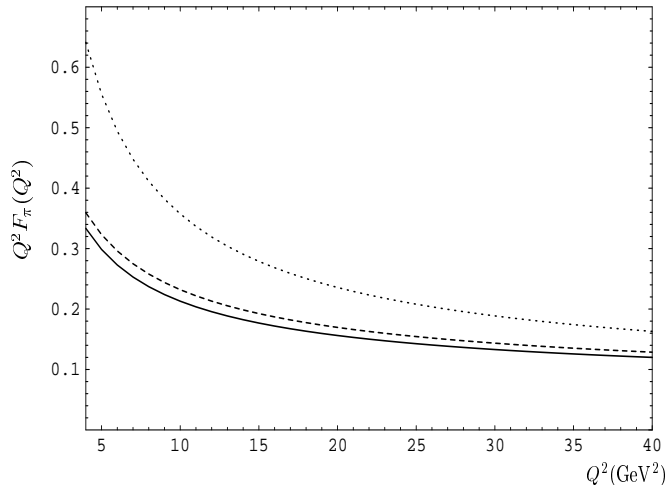


Figure 4: Dependence of $Q^2 F$ on Q^2 . The solid line is the result including intrinsic k_\perp in pion and threshold resummation effect; the dotted line is without intrinsic k_\perp and threshold resummation; the dashed line is with intrinsic k_\perp effect but without threshold resummation.

From the phenomenological point of view, we can use pQCD approach to estimate the hard contribution. The pQCD approach is valid in perturbative regions where the strong coupling constant $\alpha_s(\mu)$ be small. In order to estimate the hard contribution, one should make a criterion that a perturbative contribution should satisfy although it is very hard to define such a criterion quantitatively. In general perturbative contribution should come from the region with small strong coupling constant α_s . To make our analysis proceed numerically, we set a criterion for perturbative contribution: $\alpha_s < 0.5$. This criterion can not be understood as an absolute one, it is only indicative. A more stronger criteria may be more reliable but may lose some hard contributions.

Table 1 gives the numerical results which satisfy $\alpha_s < 0.5$. From it, it is seen that

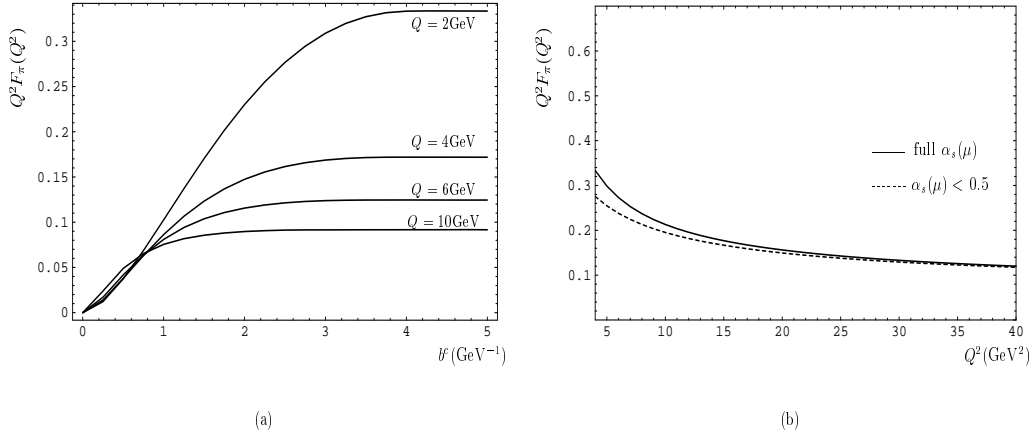


Figure 5: Dependence of $Q^2 F$ on: (a) the cut-off b^c and (b) Q^2 , with intrinsic transverse momentum effects and threshold resummation effects included.

Table 1: The dependence of the hard contribution of pion EM form factor $Q^2 F$ on Q . The rows “twist-2” and “twist-3” represent twist-2 and twist-3 contributions. The “total” represents the sum of twist-2 and twist-3 contributions

| $Q^2(\text{GeV}^2)$ | 1 | 2 | 4 | 6 | 8 | 10 | 16 | 25 |
|---------------------|-------|-------|-------|-------|-------|-------|-------|-------|
| twist-2 | 0.024 | 0.042 | 0.059 | 0.066 | 0.071 | 0.073 | 0.077 | 0.078 |
| twist-3 | 0.36 | 0.30 | 0.22 | 0.17 | 0.14 | 0.12 | 0.086 | 0.060 |
| total | 0.38 | 0.34 | 0.28 | 0.24 | 0.21 | 0.19 | 0.16 | 0.14 |

the perturbative contribution is about 0.16 for $Q > 4\text{GeV}$ with LO twist-2 and twist-3 corrections. Compared with the experimental data for $1\text{GeV}^2 < Q^2 < 6\text{GeV}^2$, the results in Table 1 are not too bad. Considering the large error bars in the present experimental data, we cannot conclude that soft contribution in pion EM form factor at small Q^2 region can be neglected. About 20% percent soft contribution at small momentum transfer region is still allowed. For $Q^2 = 1\text{GeV}^2$, the soft contributions is larger than 30%, thus pQCD can not be applied in this energy region. On the other hand, the results in Table 1 can not be viewed as the self-consistent prediction of pQCD because we set $\alpha_s < 0.5$ in getting them. Only for large Q^2 , the results with the constraint $\alpha_s < 0.5$ can be very near to the full pQCD prediction. As Q^2 becomes large soft contribution decreases very fast, hard contribution seriously dominates. Table 1 also shows that contribution of twist-3 is large for small Q^2 , it becomes to be smaller as Q^2 being larger.

About power correction, it may contain both hard and soft contributions from a general point of view. In pion form factor, we find a large twist-3 contribution which is

enhanced by the endpoint region in pQCD approach. The large twist-3 contribution means that twist expansion may be questionable. Because Sudakov suppression is weak at low momentum transfer Q , the soft contribution can not be suppressed effectively. Whether twist-3 contribution is large or small should be checked by other complementary non-perturbative method in order to guarantee the validity of twist expansion.

At last, we briefly compare our perturbative analysis with the prediction from the QCD sum rule. There is a major problem about OPE (operator product expansion) in the early three-point QCD sum rule so that QCD sum rule is hold for $Q < M$ where M is the Borel parameter which is at the order of $1 - 2\text{GeV}^2$ [8]. At this energy region, the factorization of the hard and soft dynamics is generally difficult or impossible. In the light-cone sum rules, the expansion is carried out by twist of hadrons so that comparison of the perturbative framework and light-cone sum rule becomes possible. A systematic analysis of pion form factor including the radiative corrections in the light-cone sum rule approach is provided in [8]. They found that the soft endpoint contribution is dominant and the hard contribution is very small. Our analysis also shows LO twist-2 hard contribution is very small. But the calculation of the hard part of twist-2 contribution is different in these two approaches in principle. In pQCD approach, the momentum of exchanged gluon is determined by the longitudinal and transverse momentum of the quarks in the two pions. The LO calculation is at the tree level. In the light-cone sum rule, the LO order is soft endpoint contribution and the NLO radiative corrections contains hard and soft contributions. There is a certain seeming correspondence between the single-gluon exchange diagram in pQCD approach and a diagram of radiative corrections in the light-cone sum rule approach. However, they are not equivalent. In general, the loop corrections are basically different from tree level calculation. In loop corrections, the momentum is arbitrary and the result has ultraviolet divergence and infrared divergence.

In conclusion, in large momentum transfer region, say $Q^2 > 20\text{GeV}^2$, non-perturbative contribution is small, EM pion form factor can be self-consistently calculated by pQCD approach. While, in small momentum transfer region, $Q^2 < 10\text{GeV}^2$, Sudakov suppression becomes weak, non-perturbative contribution can not be completely suppressed. There is always at least 20% soft contribution left in pQCD prediction if we use the soft criterion $\alpha_s > 0.5$. This soft contribution breaks the self-consistence of pQCD approach. The solution of this problem should be beyond the perturbative framework. The reliable calculation of power correction requires non-perturbative methods.

Acknowledgment

We would like to thank H. Li for many helpful discussions. Z. Wei thanks to H. Cheng, G. Sterman, S. Brodsky, and V. Braun for their discussions and comments and the partial support of National Science Council of R.O.C. under Grant No. NSC 91-2816-M-001-0004-6. M. Yang also thanks C.D. Lü for valuable discussions and the partial support of

the Research Fund for Returned Overseas Chinese Scholars and National Natural Science Foundation of China.

References

- [1] S. Brodsky and G. Lepage, Phys. Rev. Lett. **43** (545) 1979; Phys. Lett. B **87** (1979) 359; Phys. Rev. D **22** (1980) 2157; A. Efremov and A. Radyushkin, Phys. Lett. B **94** (1980) 245.
- [2] P. Kroll, M. Raulfs, Phys. Lett. B **387** (1996) 848-854.
- [3] N. Isgur and C. Smith, Nucl. Phys. B **317** (1989) 526-572; A.V. Radyushkin, Nucl. Phys. B **325** (1991) 141.
- [4] H. Li and G. Sterman, Nucl. Phys. B **381** (1992) 129-140.
- [5] H. Li and H. Yu, Phys. Rev. Lett. **74** (1995) 4388-4391; Y. Keum, H. Li and A.I. Sanda, Phys. Lett. B **504** (2001) 6; Phys. Rev. D **63** (2001) 054008; C. Lü, K. Ukai and M. Yang, Phys. Rev. D **63** (2001) 074009; D. Du, C. Huang, Z. Wei and M. Yang, Phys. Lett. B **520** (2001) 50-58; C. Lü and M. Yang, Eur. Phys. J. C **23** (2002) 275.
- [6] S. Descotes and C.T. Sachrajda, Nucl. Phys. B **625** (2002) 239-278.
- [7] Z. Wei and M. Yang, hep-ph/0202018.
- [8] V.M. Braun, A. Khodjamirian and M. Maul, Phys. Rev. D **61** (2000) 073004.
- [9] R. Jakob and P. Kroll, Phys. Lett. B **315** (1993) 463-470.
- [10] B. Melić, B. Nižić and K. Passek, Phys. Rev. D **60** (1999) 074004.
- [11] B.V. Geshkenbein and M.V. Terentev, Nucl. Phys. B **117** (1982) 243-246.
- [12] F. Cao, Y. Dai and C. Huang, Eur. Phys. J. C **11** (1999) 501-506.
- [13] J. Botts and G. Sterman, Nucl. Phys. B **325** (1989) 62-100.
- [14] V.M. Braun and I.E. Filyanov, Z. Phys. C **44** (1989) 157; Z. Phys. C **48** (1990) 239.
- [15] H. Li, preprint: hep-ph/0102013.