

PM/02-24

# Supersymmetric penguin contributions to the process $B_d \longrightarrow \Phi K_s$ in SUSY GUT with right-handed neutrino.

M.B.Causse\*

November 10, 2018

Groupe d'Astroparticules de Montpellier Université Montpellier II Place Eugene Bataillon,  
34095 Montpellier Cedex 5

## Abstract

The  $B_d \longrightarrow \Phi K_s$  process is without tree level decay amplitude . Then the SUSY contributions may be significant . We calculate the neutralino and gluino penguin contributions to the CP violating phase in  $SU(5)$  grand unified theory with right-handed neutrino  $SU(5)_{RN}$  . We find that the SUSY contributions change the phase in  $B_d \longrightarrow \Phi K_s$ .

## 1 Introduction

In the minimal Standard Model(SM) lepton flavor is conserved . Then Lepton Flavor Violation (LFV) and flavor changing neutral current (FCNC) is forbidden at tree level . Therefore, the flavor mixing is controlled by the Cabibbo Kobayashi Maskawa (CKM) matrix element . So the phase in the CKM matrix is the only source of the CP violation in the Standard Model (neglecting the strong CP problem) .

However, in supersymmetric (SUSY) models there is a new source of flavor mixing in the mass matrices of SUSY partners for leptons and quarks . In the context of minimal Supergravity (mSUGRA), where SUSY breaking parameters are assumed to be flavor blind at the Planck scale, the flavor mixing is controlled by the CKM matrix elements . As a result, the maximal deviation from the SM in the CP violating parameters is of the order of 10%, while the SUSY contribution to  $b \longrightarrow s\gamma$  process can be much more important[1] . In the GUT scenario, there are additional contributions to FCNC/LFV process from GUT interaction[2] . As for LFV processe the  $\mu \longrightarrow e\gamma$  branching ratio is closed to the current experimental bound, especially for  $SO(10)$  model [3] . Experimental evidences of neutrino oscillation indicate the existence of small neutrino mass and large flavor mixing in the lepton sector . A natural explanation for small neutrino masses is the seesaw mechanism[4] . In this mechanism, heavy right-handed neutrinos are introduced . These neutrinos have Majorana mass term and new Yukawa interactions . In SUSY models with a neutrino mass generation mechanism of seesaw type, Yukawa coupling constants among the Higgs doublet, lepton doublets and right-handed neutrinos could induce large flavor mixing effects in the slepton sector . In the Supersymmetric Grand Unified theory (GUT) with right-handed neutrino, above the GUT scale, the right-handed down type squarks couple to the right-handed neutrinos . Then, due to renormalization group effect, flavor violation in the slepton sector may be transferred to the right-handed down type squark mass matrix[5], which affects the CP violation in the  $B$  decay .

---

\*Marie-Bernadette.Causse@gamum2.in2p3.fr

The  $B_d \rightarrow \Phi K_s$  process is without tree level decay amplitude . Then the SUSY contributions may be significant . The SUSY contributions, to the CP violation in this process, are gluino, neutralino and chargino . In the  $B_d \rightarrow \Phi K_s$  process, gluino and neutralino interact with down type squark-quark (fig 10,11 ), whereas the charginos interact with up type squarks . So in our model,  $SU(5)_{RN}$ , only gluino and neutralino contributions are concerned by flavor violation in the slepton sector .

In this context we calculate the neutralino and gluino penguin contributions to the CP violation in the process  $B_d \rightarrow \Phi K_S$  . Then, the SUSY contributions can be large and the phase in the decay amplitude can be as large as  $O(0.1)$  which is much larger than the SM . In our calculation we apply the multimass insertion method [6] . We take into account the mixing of the squark eigenstates as well as the mixing in the neutralino sector and we consider the case of large mixing between second and third generation, suggested by the atmospheric neutrino problem [10] . The calculation of the neutralino contribution is new . Previous gluino calculation can be found in the reference [9] equation (A.16), where mass insertion method has been used<sup>1</sup> . In this calculation to obtain the results presented in figure (2) by the author, we must take the derivative of the equation (A.16) of the reference [9] . Consequently, we have also calculated the gluino contribution, with multimass insertion method ( where the left and right squark masses are taken into account) .

This paper is organized as follows . In section 2 the  $SU(5)$  grand unified theory with right-handed neutrino  $SU(5)_{RN}$  is introduced . In section 3, we give the explicit expressions of the amplitudes associated to the neutralino and gluino contributions to the decay  $B_d \rightarrow \Phi K_s$  ( $b \rightarrow s\Phi$ ) . Finally, in section 4 we find the numerical results on the SUSY contributions to the decay phase for different values on SUSY parameters . In section 5 we conclude . In annex, the analytic expressions for the Feynman integrals, which appear in the evaluation of the amplitudes, are given .

## 2 $SU(5)$ grand unified theory with right-handed neutrinos $SU(5)_{RN}$

We consider the supersymmetric  $SU(5)$  grand unified theory (GUT) with right-handed neutrinos, as an extension of the Minimal Supersymmetric Standard Model with right-handed neutrinos (MSSMRN)[5], [6], [7] . Above, the GUT scale the superpotential is :

$$W = \frac{1}{8}\Psi_i [Y_U]_{ij} \Psi_j H + \Psi_i [Y_D]_{ij} \Phi_j \bar{H} + N_i [Y_N]_{ij} \Phi_j H + \frac{1}{2}N_i [M_N]_{ij} N_j \quad (1)$$

where  $\Psi_i$  (the quark doublet),  $\Phi_i$  (the charged lepton doublet) and  $N_i$  (the right-handed neutrino) are 10,  $\bar{5}$  and singlet matter fields of  $SU(5)$  in i-th generation, while  $\bar{H}$  and  $H$  are Higgs fields in  $5^*$  and  $\bar{5}$  representations, such that :  $H = (H_2, H_c)$  and  $\bar{H} = (H_1, \bar{H}_c)$  . Finally,  $H_1$ ,  $H_2$  are the Higgs multiplets of the MSSM and  $H_c$ ,  $\bar{H}_c$  are two different colored Higgs multiplets . Here  $M_N$  is the Majorana mass matrix for right-handed neutrinos . For simplicity, we chose degenerate Majorana mass matrix for the right-handed neutrinos :

$$[M_n]_{ij} = M_{\nu R} \delta_{ij} \quad (2)$$

The Yukawa matrix  $Y_U$  is a complex symmetric matrix, while  $Y_D$  and  $Y_N$  are complex . It is convenient to work in the basis where  $Y_D$  is diagonal . Then we have :

$$Y_U = V_Q^\dagger \hat{\Theta}_Q \hat{Y}_U V_Q, \quad Y_D = \hat{Y}_D \quad \text{and} \quad Y_N = \hat{Y}_N V_L \hat{\Theta}_L,$$

$\hat{Y}_U$ ,  $\hat{Y}_D$  and  $\hat{Y}_N$  are real diagonal matrices:

$$\hat{Y}_U = \text{diag}(y_u, y_c, y_t), \quad \hat{Y}_D = \text{diag}(y_d, y_s, y_b), \quad \hat{Y}_N = \text{diag}(y_{\nu 1}, y_{\nu 2}, y_{\nu 3}).$$

<sup>1</sup>In this method an average squark mass is taken into account only.

The  $\widehat{\Theta}'$ s are diagonal phase matrices :

$$\begin{cases} \widehat{\Theta}_Q = \text{diag}[\exp(i\phi_1^{(Q)}), \exp(i\phi_2^{(Q)}), \exp(i\phi_3^{(Q)})] \\ \widehat{\Theta}_L = \text{diag}[\exp(i\phi_1^{(L)}), \exp(i\phi_2^{(L)}), \exp(i\phi_3^{(L)})] \end{cases}$$

such as:

$$\phi_1^{(Q)} + \phi_2^{(Q)} + \phi_3^{(Q)} = \phi_1^{(L)} + \phi_2^{(L)} + \phi_3^{(L)} = 0.$$

Moreover,  $V_Q$  and  $V_L$  are unitary mixing matrices parametrized by three mixing angles and on CP violating phase .

At GUT scale ( $M_{GUT} \approx 1.9 \times 10^{16} GeV$ ), the GUT gauge symmetry is spontaneously broken into the SM one :  $SU(5)_{GUT} \rightarrow SU(3)_c \times SU(2)_L \times U(1)_Y$  . So, at low energy,  $\Psi^i$  contains  $Q^i(3, 2, \frac{1}{6})$ ,  $\overline{U}^i(\overline{3}, 1, -\frac{2}{3})$  and  $\overline{E}^i = (1, 1, 1)$ , quark and lepton superfields .  $\overline{\Phi}^i$  includes  $\overline{D}^i(3, 1, \frac{1}{3})$  and  $L^i = (1, 2, -\frac{1}{2})$  quark and lepton superfields .  $\overline{N}^i$  is a singlet of  $SU(3)_c \times SU(2)_L \times U(1)_Y$  . The representations for SU(3), SU(2) groups and  $U(1)_Y$  charge are indicated in parenthesis . Then the GUT multiplets in terms of MSSM field are:

$$\Psi_i \simeq \{Q, V_Q^\dagger \widehat{\Theta}_Q \overline{U}, \widehat{\Theta}_L \overline{E}\}_i, \Phi_i \simeq \{\overline{D}, \widehat{\Theta}_L^\dagger L\}_i. \quad (3)$$

The superpotential(1) becomes:

$$\begin{aligned} W = & Q_i [V_Q^\dagger \widehat{Y}_U]_{ij} \overline{U}_j H_2 + Q_i [\widehat{Y}_D]_{ij} \overline{D}_j H_1 + \overline{E}_i [\widehat{Y}_E]_{ij} L_j H_1 \\ & + N_i [\widehat{Y}_N V_L]_{ij} L_j H_2 + \frac{1}{2} M_{\nu_R} N_i N_i \end{aligned} \quad (4)$$

In the  $SU(5)$  limit, the naive GUT relation is predicted  $\widehat{Y}_E = \widehat{Y}_D$  at the GUT scale . Although this relation gives a reasonable agreement for  $m_b$  and  $m_\tau$ , it is well know that the mass ratio of down-type quarks and charged leptons in the first and the second generation can not be explained in this way<sup>2</sup> . Then, in (4), the unitary matrix  $V_Q$  becomes the CKM matrix :  $V_Q \simeq V_{CKM}$  . The left-handed neutrino mass matrix induced by seesaw mechanism is :

$$[m_\nu]_{ij} = \frac{v^2 \sin^2(\beta)}{2M_{\nu_R}} [Y_N]_{ij}^2 = \frac{v^2 \sin^2(\beta)}{2M_{\nu_R}} [V_L^\dagger \widehat{Y}_N^2 V_L]_{ij} \quad (5)$$

with  $v^2 = 2(\langle h_1 \rangle^2 + \langle h_2 \rangle^2) \approx (246 GeV)^2$  and  $\tan(\beta) = \frac{\langle h_2 \rangle}{\langle h_1 \rangle}$  . Then  $V_L$  plays the role of the neutrino mixing matrix and the neutrino Yukawa coupling is :

$$y_\nu = M_{\nu_R}^{1/2} \times f(V_L, m_\nu, \tan(\beta)). \quad (6)$$

For a large  $M_{\nu_R}$  the equation(6) becomes non-perturbative below the Planck scale . In terms of MSSM fields, the third term in the superpotential(1) can be written as :

$$W = N_i [\widehat{Y}_N V_L \widehat{\Theta}_L]_{ij} \overline{D}_j H_c + \dots = \sum_{i,j} y_{\nu_i} [V_L]_{ij} \exp(i\phi_j^{(L)}) N_i \overline{D}_j H_c + \dots \quad (7)$$

The phases  $\phi^{(L)}$  and  $\phi^{(Q)}$  remain in the colored vertices . The effect of the colored Higgs is negligible at tree level, but affects the soft SUSY breaking mass parameters through the RG effect and generates off-diagonal elements in the mass matrix of down-type squarks . In this model we assume the universality of the scalar mass ( $m_0$ ) at the reduced Planck scale  $M_* \simeq 2.4 \times 10^{18} GeV$  . Thus, we adopt the model so-called mSUGRA . Due to the neutrino Yukawa matrix, non-vanishing off diagonal elements are generated . The off-diagonal elements in the mass matrix of right-handed down-type squarks ( $\widetilde{D}$ ) are approximately :

$$[m_{dR}^2]_{ij} \simeq -\frac{1}{8\pi^2} \exp[-i(\phi_i^{(L)} - \phi_j^{(L)})] \sum_k y_{\nu_k}^2 [V_L^*]_{ki} [V_L]_{kj} \times (3m_0^2 + a_0^2) \log\left(\frac{M_*}{M_{GUT}}\right) \quad (8)$$

<sup>2</sup>One possibility to remedy this defect is to introduce higher dimensional operators suppressed by the Planck scale.

where  $a_0$  is the universal A parameter and R stands for right component . For the left-handed down-type squarks, the off-diagonal elements in the mass matrix are generated by the top Yukawa coupling, such as:

$$[m_{d_L}^2]_{ij} \simeq -\frac{1}{8\pi^2} y_t^2 [V_{CKM}^*]_{ti} [V_{CKM}]_{tj} \times (3m_0^2 + a_0^2) \times (3 \log(\frac{M_*}{M_{GUT}}) + \log(\frac{M_{GUT}}{M_{weak}})) \quad (9)$$

where L stands for left component . These off-diagonal elements mass matrix  $[m_{d_R}^2]_{i3}$  and  $[m_{d_L}^2]_{i3}$  are coefficients of  $\Delta B \neq 0$  operators, they change the standard model predictions to the mixing and the decay of the B-mesons .

In this context we calculate the neutralino and gluino penguin contributions to the CP violation in the process :  $B_d \rightarrow \Phi K_s$ .

### 3 Neutralino and gluino penguin contributions to

$$B_d \rightarrow \Phi K_s$$

The operators contributing to  $B_d \rightarrow \Phi K_s$  [8] have a structure like  $(\bar{s}b)(\bar{s}s)$ , then they are induced at the one-loop level in the standard model . Therefore the SUSY contributions may be significant . The SUSY contribution to the decay amplitude for  $B_d \rightarrow \Phi K_s$  comes from the penguin and box diagrams . In our analysis, we only take into account the chromo-dipole contribution because, as is mentioned in reference[9], box and color-charge form factor contributions have the same size but the opposite sign<sup>3</sup> . Consequently, the  $\Delta B = 1$  effective Lagrangian considered takes the following form:

$$L_{eff} = m_b C_R^{DM} T_{ab}^A \bar{s}^a [\gamma^\mu, \gamma^\nu] P_L b^b G_{\mu\nu}^a + (L \leftrightarrow R) + h.c \quad (10)$$

where  $m_b$  is the bottom quark mass,  $T_{ab}^A$  is the  $SU(3)_c$  generator,  $G_{\mu\nu}^a$  is the gluon field and a and b the color indices.

We have calculated the neutralino and gluino contributions to the coefficient  $C_R^{DM}$  . We apply the multimass insertion method .The calculation of the neutralino contribution is new . Previous gluino calculation can be found in the reference [9] equation(A.16), where mass insertion method has been used . The results are very large and to obtain the results presented in figure(2) by the author, we must take the derivative of the equation(A.16) of the reference [9] . Consequently, we have also calculated the gluino contribution, with multimass insertion method, to the chromo-dipole operator .

#### 3.1 Neutralino contribution

We assume neutrino and quark mass hierarchy and  $y_{\nu_3} \gg y_{\nu_2} \gg y_{\nu_1}$  . From the atmospheric neutrino observation we take :

- for the neutrino tau mass :  $m_{\nu_\tau} = 0.07 eV$
- and large mixing angle :  $V_{L32} = -\frac{1}{\sqrt{2}}$ .

Thus, from the equations (8) and (9) we have :

$$[m_{d_R}^2]_{32} \approx -\frac{1}{8\pi^2} \exp(-i(\phi_3^{(L)} - \phi_2^{(L)})) y_{\nu_3}^2 [V_L^*]_{33} [V_L]_{32} \times (3m_0^2 + a_0^2) \log(\frac{M_*}{M_{GUT}}) \quad (11)$$

and

$$[m_{d_L}^2]_{32} \simeq -\frac{1}{8\pi^2} y_t^2 [V_{CKM}^*]_{tb} [V_{CKM}]_{ts} \times (3m_0^2 + a_0^2) \times (3 \log(\frac{M_*}{M_{GUT}}) + \log(\frac{M_{GUT}}{M_{weak}})). \quad (12)$$

<sup>3</sup>In the neutralino case, the wino and higgsino couplings have the same sign as gluino ones . Then neutralino and gluino contributions have the same behaviour . For chargino it is different .

These two terms contribute to the decay amplitude:

$$M_{B_d \rightarrow \phi K^0}^{(SUSY)} = \langle \phi K^0 | L_{eff} | \bar{B}_d \rangle . \quad (13)$$

The right-right non-diagonal term (eq.11) depends on the neutrino phase and is dominant compare to the left-left one (eq.12) because  $||V_{CKM}|_{ts}| \ll ||V_L|_{32}|$ . So, we only consider the right-right contribution to the  $M_{B_d \rightarrow \phi K^0}^{(SUSY)}$  decay amplitude. Feynman rules used for the calculation are summarized in figures(10)-(11). In annex, we have the Feynman integrals. In the following we note:  $(\bar{m}^2)_{32} = [m_{dR}^2]_{32}$ . The three kind of diagrams contributing to the decay are illustrated in figure 1 and figure 2.

From the diagrams illustrated in figure1 we obtain :

+for the diagrams 1(a) and 1(b)

$$T_{1a-b} = \frac{\sqrt{2}g_2^2 g_3 \tan(\theta_w) \times (m_b + m_s) M_1 \mu (\bar{m}^2)_{32}}{3 \times 16\pi^2 [\bar{m}_{bR}^2 - \bar{m}_{sR}^2] [M_1^2 - \mu^2]} \quad (14)$$

$$\times \sum_{n=0}^1 \frac{(-1)^n}{M_n^2} \left[ \frac{FC_1(X_{\tilde{w}_n}) + FC_1(X_{\tilde{\mu}_n})}{M_n^2} + \frac{FN_1(X_{\tilde{w}_n}) - FN_1(X_{\tilde{\mu}_n})}{M_1^2 - \mu^2} \right]$$

with  $\bar{M}_n^2 = \begin{cases} \bar{m}_{bR}^2 & \text{for } n = 0 \\ \bar{m}_{sR}^2 & \text{for } n = 1 \end{cases}$  and  $X_{\tilde{w}_n} = \frac{M_1^2}{M_n^2}$  and  $X_{\tilde{\mu}_n} = \frac{\mu^2}{M_n^2}$ , where  $M_1, \mu$  are the bino and higgsino masses,  $\bar{m}_{bR}^2$  and  $\bar{m}_{sR}^2$  stand for the diagonal components of the bottom and strange squark mass matrix ( $m_s$  is the strange quark mass). The coupling expressions are :

$g_2^2 = \frac{\alpha_{em}(M_Z)}{4\pi \sin^2(\theta_w)}$ ,  $g_3^2 = \frac{\alpha_s(M_Z)}{4\pi}$ ,  $q$  is the outgoing gluon momentum and  $p$  the bottom quark one.

+on the diagrams 1(c)-1(d), there is a flip of chirality on the bottom leg then,

$$T_{1c-d} = -\frac{g_2^2 g_3 m_b (\bar{m}^2)_{32}}{16\pi^2 [\bar{m}_{bR}^2 - \bar{m}_{sR}^2]} \times \left[ \frac{m_s m_b}{2M_w^2 \cos^2(\beta)} + \frac{2}{9} \tan^2(\theta_w) \right] \times \sum_{n=0}^1 \frac{(-1)^n}{M_n^2} [FC_2(X_{\tilde{\mu}_n})]. \quad (15)$$

The functions  $FC_1(X)$ ,  $FC_2(X)$ , and  $FN_1(X)$  are given in annex.

The contributions, illustrated in figure1(e-f-g-h), are proportional to  $m_b$  due to the left-right diagonal insertion :

$$\bar{m}_{LRb}^2 = -a_0 m_0 m_b - m_b \mu \tan(\beta). \quad (16)$$

Then from these diagrams, we get:

+for the diagrams 1(e) and 1(f)

$$T_{1e-f} = \frac{g_2^2 g_3 \bar{m}_{LRb}^2 (\bar{m}^2)_{32}}{16\pi^2 [\bar{m}_{bR}^2 - \bar{m}_{bL}^2]} \left[ \frac{M_1 \tan^2(\theta_w)}{9} + \frac{m_s m_b \mu}{2M_w^2 \cos^2(\beta)} \right] \times \sum_{n=0}^3 \frac{(-1)^n}{\bar{m}_n^2 - \bar{m}_{sR}^2} \times \frac{1}{M_{n1}^2} \quad (17)$$

$$\times \left[ \frac{2 \times M_1^2 \times FC_1(X_{\tilde{w}_{n1}})}{M_{n1}^2} + \frac{2 \times \mu^2 \times FC_1(X_{\tilde{\mu}_{n1}})}{M_{n1}^2} - 3 \times FC_3(X_{\tilde{w}_{n1}}) - 3 \times FC_3(X_{\tilde{\mu}_{n1}}) \right]$$

where :

$$\bar{m}_n^2 = \begin{cases} \bar{m}_{bR}^2 & \text{for } n = 0, 1 \\ \bar{m}_{bL}^2 & \text{for } n = 2, 3 \end{cases} \quad \bar{M}_{n1}^2 = \begin{cases} \bar{m}_{bR}^2 & \text{for } n = 0 \\ \bar{m}_{sR}^2 & \text{for } n = 1, 2 \\ \bar{m}_{bL}^2 & \text{for } n = 3 \end{cases} . \quad (18)$$

+for the diagrams 1(g) and 1(h) :

$$\begin{aligned}
T_{1g-h} &= -\frac{g_3^2 g_s m_s m_b \tan(\theta_w) \overline{m}_{LRb}^2 (\overline{m}^2)_{32}}{3\sqrt{2}16\pi^2 [\overline{m}_{bR}^2 - \overline{m}_{bL}^2] \times [M_1^2 - \mu^2]} \times [\mu + M_1 \tan(\beta)]^2 \\
&\times \sum_{n=0}^3 \frac{(-1)^n}{[\overline{m}_{n2} - \overline{m}_{sR}^2]} \times \frac{1}{M_{n2}^2} \left[ -\frac{\mu^2 + 2\mu M_1}{[M_1^2 - \mu^2]} \{FC_4(X_{\mu n2}^-) - FC_4(X_{w n2}^-)\} \right. \\
&+ \frac{M_1^2 + 2\mu M_1}{[M_1^2 - \mu^2]} \{FC_4(X_{\mu n2}^-) - FC_4(X_{w n2}^-)\} + \frac{2(\mu^2 + 2\mu M_1)}{M_{n2}^2} FC_5(X_{\mu n2}^-) - 3FC_6(X_{\mu n2}^-) \\
&\left. - \frac{2(M_1^2 + 2\mu M_1)}{M_{n2}^2} FC_5(X_{w n2}^-) + 3FC_6(X_{w n2}^-) \right]
\end{aligned} \tag{19}$$

with:

$$\overline{m}_{n2}^2 = \begin{cases} \overline{m}_{bL}^2 & \text{for } n = 0, 1 \\ \overline{m}_{bR}^2 & \text{for } n = 2, 3 \end{cases} \quad \overline{M}_{n2}^2 = \begin{cases} \overline{m}_{bL}^2 & \text{for } n = 1, 2 \\ \overline{m}_{bR}^2 & \text{for } n = 3 \end{cases} . \tag{20}$$

The functions  $FC_3(X), FC_4(X), FC_5(X)$  and  $FC_6(X)$  are written in annex .

Finally, the contributions drawn on figure 2(a-b) and 2(c-d) are identical with the last ones (fig.1:e-h), but they are proportional to  $m_s$  due to the left-right diagonal insertion :

$$\overline{m}_{LRs}^2 = -a_0 m_0 m_s - m_s \mu \tan(\beta). \tag{21}$$

Therefore, the expressions  $T_{2a-b}$  and  $T_{2c-d}$  are obtained by interchanging :  $\tilde{b}_L \leftrightarrow \tilde{b}_R$ ,  $\tilde{b}_R \leftrightarrow \tilde{s}_R$ ,  $\tilde{s}_R \leftrightarrow \tilde{s}_L$  and  $m_b \leftrightarrow m_s$   $\overline{m}_{LRb}^2 \leftrightarrow \overline{m}_{LRs}^2$  in the equations(17, 18, 19, 20) .

### 3.2 Gluino contribution.

Due to gluino-gluon interaction and the multimass insertion method, the eight diagrams (four in the mass insertion method case ) contributing to the chromo-dipole are illustrated in figure 3 . Due to the flip of chirality on the strange leg, the amplitudes associated to the diagrams(3c) and (3g) are proportional to  $m_s$  . Then, these two contributions are negligible comparatively to the others .

From the diagrams illustrated in figure3 we obtain :

$$T_{3a} = \frac{g_3^3 m_b (\overline{m}^2)_{32}}{2N_c \times 16\pi^2 [\overline{m}_{bR}^2 - \overline{m}_{sR}^2]} \times \sum_{n=0}^1 \frac{(-1)^n}{M_n^2} [FC_2(X_g)] \tag{22}$$

with  $X_g = \frac{M_G^2}{M_n^2}$ ,  $M_G$  is the gluino mass,  $N_c = 3$  and

$$\overline{M}_n^2 = \begin{cases} \overline{m}_{bR}^2 & \text{for } n = 0 \\ \overline{m}_{sR}^2 & \text{for } n = 1, 2 \\ \overline{m}_{bL}^2 & \text{for } n = 3 \end{cases} . \tag{23}$$

$$\begin{aligned}
T_{3b} &= -\frac{g_3^3 M_G (\overline{m}^2)_{32} \overline{m}_{LRb}^2}{2N_c \times 16\pi^2 [\overline{m}_{bR}^2 - \overline{m}_{bL}^2]} \times \sum_{n=0}^3 \frac{(-1)^n}{\overline{m}_{n2}^2 - \overline{m}_{sR}^2} \\
&\times \frac{1}{M_n^2} \left[ \frac{2M_G^2}{M_n^2} FC_1(X_g) - 3FC_3(X_g) \right]
\end{aligned} \tag{24}$$

and

$$\begin{aligned}
T_{3d} &= -\frac{g_3^3 M_G (\overline{m}^2)_{32} \overline{m}_{LRs}^2}{2N_c \times 16\pi^2 [\overline{m}_{sR}^2 - \overline{m}_{bR}^2]} \times \sum_{n=0}^3 \frac{(-1)^n}{\overline{m}_{n3}^2 - \overline{m}_{sL}^2} \\
&\times \frac{1}{M_{n3}^2} \left[ \frac{2 \times M_G^2}{M_{n3}^2} FC_1(X_{g3}) - 3FC_3(X_{g3}) \right]
\end{aligned} \tag{25}$$

with

$$\overline{m}_{n3}^2 = \begin{cases} \overline{m}_{sR}^2 & \text{for } n = 0, 1 \\ \overline{m}_{bR}^2 & \text{for } n = 2, 3 \end{cases} \quad \overline{M}_{n3}^2 = \begin{cases} \overline{m}_{sR}^2 & \text{for } n = 0 \\ \overline{m}_{sL}^2 & \text{for } n = 1, 2 \\ \overline{m}_{bR}^2 & \text{for } n = 3 \end{cases} . \quad (26)$$

From the others diagrams we deduce :

$$T_{3e} = -\frac{N_c g_3^3 m_b (\overline{m}^2)_{32}}{2 \times 16\pi^2 [\overline{m}_{bR}^2 - \overline{m}_{sR}^2]} \times \sum_{n=0}^1 \frac{(-1)^n}{\overline{M}_n^2} [FC_2(X_g)] \quad (27)$$

$$T_{3f} = -\frac{N_c g_3^3 M_G (\overline{m}^2)_{32} \overline{m}_{LRb}^2}{2 \times 16\pi^2 [\overline{m}_{bR}^2 - \overline{m}_{bL}^2]} \times \sum_{n=0}^3 \frac{(-1)^n}{\overline{m}_{n2}^2 - \overline{m}_{sR}^2} \\ \times \frac{1}{\overline{M}_{n2}^2} \left[ \frac{2}{\overline{M}_{n2}^2} G_1(X_{g2}) + 3FC_3(X_{g2}) \right] \quad (28)$$

$$T_{3h} = -\frac{N_c g_3^3 M_G (\overline{m}^2)_{32} \overline{m}_{LRs}^2}{2 \times 16\pi^2 [\overline{m}_{sR}^2 - \overline{m}_{bR}^2]} \times \sum_{n=0}^3 \frac{(-1)^n}{\overline{m}_{n4}^2 - \overline{m}_{sL}^2} \\ \times \frac{1}{\overline{M}_{n4}^2} \left[ \frac{2}{\overline{M}_{n4}^2} G_1(X_{g4}) + 3G_2(X_{g4}) \right] \quad (29)$$

with

$$\overline{m}_{n4}^2 = \begin{cases} \overline{m}_{bR}^2 & \text{for } n = 0, 1 \\ \overline{m}_{sR}^2 & \text{for } n = 2, 3 \end{cases} \quad \overline{M}_{n4}^2 = \begin{cases} \overline{m}_{bR}^2 & \text{for } n = 0 \\ \overline{m}_{sL}^2 & \text{for } n = 1, 2 \\ \overline{m}_{sR}^2 & \text{for } n = 3 \end{cases} . \quad (30)$$

Due to the multimass insertion method, all the amplitudes depend on the squark left and right masses (contrary to the mass insertion method case where an average squark mass contribute) . Now, we can build the SUSY contribution to the decay amplitude :  $M_{B_d \rightarrow \phi K^0}^{(SUSY)}$ .

## 4 Numerical results on SUSY contribution to the decay phase

In the decay amplitude, we take into account the chromo-dipole term only . Then, with the factorization approximation[11]-[12], the decay amplitude(13) takes the following form :

$$M_{B_d \rightarrow \phi K^0} = 2 \times (P_B \epsilon_\phi) m_\phi^2 f_\phi F_+^{BK} \frac{1}{16} \left(1 - \frac{1}{N_c^2}\right) [g_3 K_{DM} C_R^{DM} + (L \leftrightarrow R)] \quad (31)$$

$$\text{where } \langle \Phi(P_\phi, \epsilon_\phi) | \overline{s}^a \gamma^\mu s^a | 0 \rangle = m_\phi^2 f_\phi \epsilon^\mu \\ \text{and } \langle K^0(P_K) | \overline{s}^a \gamma^\mu b^a | \overline{B}_d(P_B) \rangle = F_+^{BK} (P_B + P_K)^\mu + F_-^{BK} (P_B - P_K)^\mu . \quad (32)$$

The  $K_{DM}$  coefficient is induced from the hadronization of the chromo-dipole moment . From the quark model and the heavy quark effective theory, we have :

$$K_{DM} \approx \frac{m_b^2}{2q^2} \left[ \frac{9}{8} + O(m_\phi^2/m_b^2) \right], \quad (33)$$

where  $q$  is the momentum transfer in the gluon line such that :

$$q^2 = \frac{1}{2}(m_B^2 - \frac{1}{2}m_\phi^2 + m_K^2), \quad (34)$$

and  $K_{DM} \approx 1.2$  for  $\alpha_s(m_Z) = 0.118$ ,  $\alpha_{em}(m_Z) = 1/128$  and  $m_b = 5\text{Gev}$  . In the decay process  $B_d \rightarrow \Phi K_s$  the CP violation is determined by :

$$\phi^{total} = \phi_{B_d \rightarrow \bar{B}_d}^{mix} + arg \left[ M_{B_d \rightarrow \phi K^0}^{SM} + M_{B_d \rightarrow \phi K^0}^{(SUSY)} \right]. \quad (35)$$

So, the SUSY contribution to the decay phase is expressed by :

$$\tan(\Delta\phi_{B_d \rightarrow \phi K^0}^{decay}) \equiv \frac{\left| M_{B_d \rightarrow \phi K^0}^{SUSY} \right|}{\left| M_{B_s \rightarrow \phi K^0}^{SM} \right|}, \quad (36)$$

where  $\Delta\phi_{B_d \rightarrow \phi K^0}^{decay}$  is the maximal possible correction to the decay phase such that:

$$\phi_3^{(L)} - \phi_2^{(L)} \simeq arg \left[ M_{B_d \rightarrow \phi K^0}^{SM} \right] + \frac{\pi}{2}. \quad (37)$$

The standard model contribution [12] has the following form :

$$M^{SM} = -\frac{\pi\alpha_w}{2M_w^2} V_{tb} V_{ts}^* m_\phi^2 f_\phi \varepsilon^\mu \times 2P_B^\mu F_+^{BK} \times \left[ C + \frac{\alpha_s (N_c^2 - 1) c_{11} m_b}{16\pi^2 K^2 N_c^2} \left( m_b + 4 \left( 1 + \frac{m_s^2}{m_\phi^2} \right) - m_s \left( 1 - 2 \frac{m_b^2 + 2m_\phi^2 - m_s^2}{m_\phi^2} \right) - \frac{4m_s m_b}{m_\phi^2} \right) \right] \quad (38)$$

with  $C = c_3 + c_4 + c_5 + \frac{1}{N_c}(c_3 + c_4 + c_6) - \frac{1}{2} \left[ c_7 + c_9 + c_{10} + \frac{1}{N_c}(c_8 + c_9 + c_{10}) \right]$  and the  $c_i$  are the Wilson coefficients . The equation (36) is very sensitive to the standard model contribution . So we choose to take into account the next leading order QCD corrections, with the renormalization scale :  $\mu = m_b = 5 GeV$ ,  $\alpha_{em}(m_Z) = 1/128$ ,  $\alpha_s(m_Z) = 0.118$  and  $m_t = 176 GeV$  . So, the Wilson coefficients have the following values :

$$\begin{aligned} c_3 &= 0.0174 & c_4 &= -0.0373 & c_5 &= 0.0104 & c_6 &= -0.0459 \\ c_7 &= 1.398 \times 10^{-5} & c_8 &= 3.919 \times 10^{-4} & c_9 &= -0.0103 & c_{10} &= 1.987 \times 10^{-3}, \end{aligned}$$

and the DPO coefficient at the two loop level is  $c_{11} = -0.299$ .

Concerning the SUSY contributions, we have considered:

+the neutralino contribution

$$M_{B_d \rightarrow \phi K^0}^X = 2(P_B \varepsilon_\phi) m_\phi^2 f_\phi F_+^{BK} \times \frac{1}{8} \left( 1 - \frac{1}{N_c^2} \right) g_3 K_{DM} \times \frac{1}{m_b} \times T_\chi \quad (39)$$

with  $T_\chi = T_{1a-b} + T_{1c-d} + T_{1e-f} + T_{1g-h} + T_{2a-b} + T_{2c-d}$  and

$$\tan(\Delta\phi_{B_d \rightarrow \phi K^0}^{decay})_\chi \equiv \frac{\left| M_{B_d \rightarrow \phi K^0}^X \right|}{\left| M_{B_s \rightarrow \phi K^0}^{SM} \right|}. \quad (40)$$

+the gluino contribution

$$M_{B_d \rightarrow \phi K^0}^{\tilde{G}} = 2(P_B \varepsilon_\phi) m_\phi^2 f_\phi F_+^{BK} \times \frac{1}{8} \left( 1 - \frac{1}{N_c^2} \right) g_3 K_{DM} \times \frac{1}{m_b} \times T_{\tilde{G}} \quad (41)$$

with  $T_{\tilde{G}} = T_{3a} + T_{3b} + T_{3d} + T_{3e} + T_{3f} + T_{3h}$  and

$$\tan(\Delta\phi_{B_d \rightarrow \phi K^0}^{decay})_{\tilde{G}} \equiv \frac{\left| M_{B_d \rightarrow \phi K^0}^{\tilde{G}} \right|}{\left| M_{B_s \rightarrow \phi K^0}^{SM} \right|}. \quad (42)$$

For each case and different  $K_{DM}$  values, we have calculated the decay phase . From the atmospheric result, we take the tau neutrino mass :  $m_{\nu_\tau} = 0.07 eV$  and  $V_{L32} = -\frac{1}{\sqrt{2}}$  . The right-handed neutrino mass is constrained by the neutrino Yukawa coupling eq(6) and the  $Br(\mu \rightarrow e\gamma)$  experimental bound[6] . So we choose  $M_{\nu_R} = 2 \times 10^{14} GeV$  . In our numerical analysis we have used the suspect2<sup>4</sup> program by which is possible to obtain the sparticle

<sup>4</sup>kneur@lpm.univ-montp2.fr



$m_0$	200	300	400	500	600	700	800	1000	1200	1500
$M_1$	81.55	81.79	82	82.27	82.56	82.81	83	83.48	83.9	84.3
$\mu$	309.1	327.7	352.5	381.5	413.7	448.2	483.5	564.5	640.9	761.1
$m_{\tilde{s}_R}$	466.7	515.5	577.6	648.8	727.5	810.5	897.2	1078	1264	1550
$m_{\tilde{s}_L}$	484.6	531.7	592	661.7	738.9	820.8	906.5	885.6	1271	1556
$m_{\tilde{b}_R}$	466.4	515.1	577.2	648.3	726.9	809.9	896.5	1077	1263	1549
$m_{\tilde{b}_L}$	433.6	466.6	510	561.1	619.1	681.3	747.4	885.6	1032	1259
$M_{\tilde{G}}$	511.7	518.2	525.1	531.2	538.4	544.6	550.6	561	570.6	582.6

Table 1: Sparticle mass spectrum (en GeV) for  $\mu > 0, m_{1/2} = 200\text{GeV}$  and  $\tan\beta = 3$

$m_0$	200	300	400	500	600	700	800	1000	1200	1500
$M_1$	81.48	81.75	82.06	82.32	82.48	82.74	82.96	83.4	83.75	84.31
$\mu$	263.7	265.6	267.7	270.3	272	274.4	277.3	284.9	278.2	265.5
$m_{\tilde{s}_R}$	465.8	514.9	577.1	648.7	726.7	809.9	896.5	1077	1264	1550
$m_{\tilde{s}_L}$	483.7	531.1	591.6	661.6	738.1	820.2	905.8	1085	1270	1555
$m_{\tilde{b}_R}$	462.9	511.5	573	643.8	721	803.4	889.2	1068	1253	1537
$m_{\tilde{b}_L}$	435	469.5	514.4	567.2	626.1	690	757.3	899.1	1049	1280
$M_{\tilde{G}}$	511.3	518.3	525.3	532.2	538.1	544.4	550	560.8	570.2	583.3

Table 2: Sparticle mass spectrum (en GeV) for  $\mu > 0, m_{1/2} = 200\text{GeV}$  and  $\tan\beta = 10$

mass spectrum for different values on SUSY parameters that is :  $m_0, m_{1/2}, \tan\beta, \text{sign}(\mu)$ . In this program RG evolution of parameters is taken into account. To fix the gluino mass we take  $m_{1/2} = 200$  Gev and  $\text{sign}(\mu)$  positive. These values are given in tables:1, 2, 3 and are consistent with  $Br(\mu \rightarrow e\gamma)$  experimental bound.

We plot in figures 4-6, the neutralino contribution to  $\tan(\Delta\phi_{B_d \rightarrow \phi K^0}^{decay})_\chi \equiv \frac{M_{B_d \rightarrow \phi K^0}^X}{M_{B_s \rightarrow \phi K^0}^{SM}}$

and gluino ones eq(42) on figures 7-9.

From the results obtained, we remark the following.

- (1) Because of our use of multimass insertion method, the results depend on the gluino, wino, higgsino and squark left and right masses (tables 1, 2, 3).
- (2) The gluino and neutralino contributions have the same behaviour and the upper values are obtained for  $m_0 = 500$  Gev (figures 4-9).
- (3) As is shown on fig.4 and fig.7, these two contributions are very sensitive to  $\tan\beta$  and  $K_{DM}$  values. They increase with the enhancement of these two parameters.
- (4) The dependency on  $a_0$  of the decay phase is presented on fig.6 and fig.9. The phase becomes more important with increasing  $a_0$  parameter.

$m_0$	200	300	400	500	600	700	800	1000	1200	1500
$M_1$	81.53	81.8	82.02	82.27	82.55	82.81	82.99	83.5	83.81	84.24
$\mu$	258.8	258.8	258.7	258.7	257.8	256.2	255.1	253.4	237.7	190.8
$m_{\tilde{s}_R}$	466	515.2	576.9	648.5	727	810.1	896.7	1077	1264	1550
$m_{\tilde{s}_L}$	483.9	531.4	591.4	661.3	738.5	820.4	906	1085	1270	1555
$m_{\tilde{b}_R}$	444.1	488.4	544.3	609.2	680.7	756.3	835.5	1001	1172	1436
$m_{\tilde{b}_L}$	425.8	457.8	499.2	548.6	604.3	664	727.3	861	1002	1222
$M_{\tilde{G}}$	511	517.9	524.2	531	537.9	544	549.6	561	569.8	582.1

Table 3: Sparticle mass spectrum (en GeV) for  $\mu > 0, m_{1/2} = 200\text{GeV}$  and  $\tan\beta = 30$

(5) In the gluino case, thanks to the gluino mass (500 GeV), the decay phase is significant for large  $\tan\beta$  and moderate  $K_{DM}$  values . Indeed, from fig.8, for  $a_0 = 0$ ,  $\tan\beta = 30$  and  $K_{DM} = 1.5$  the upper value of the decay phase is  $4.10^{-2}$  . This value is greater than the uncertainties in the SM calculation  $O(10^{-2})$  [8] . Moreover, as is shown on fig.9, for  $a_0 = 10$  the gluino contribution is more competitive with the SM one because the upper value is 0.1 . Our results are consistent with those of the reference[9] (figure 2) . However, our results are much smaller due to multimass insertion method and the value of the  $M_{\nu_R} = 2 \times 10^{14} GeV$  (instead of  $M_{\nu_R} = 5 \times 10^{14} GeV$  in the reference[9]) .

(6) For the neutralino case, due to the small values of  $\mu$  and  $M_1$  (tables 1, 2, 3 ), the decay phase (fig.4,5) cannot be competitive with the gluino one for  $a_0$  less than 250 (even for large  $\tan\beta$  and  $K_{DM}$  values) . The highest value ( $10^{-3}$ ) is very small in comparison with the uncertainties in the SM model calculation . Nevertheless, for large  $a_0$  ( $a_0 \geq 250$ ) and  $\tan\beta$  values, we obtain results (fig.6) greater than  $10^{-2}$  . Then, the neutralino contribution changes the phase in the process  $B_d \rightarrow \Phi K_s$  .

## 5 Conclusion

In the context of  $SU(5)$  grand unified theory with right-handed neutrino, we have calculated the neutralino and gluino penguin contributions to the phase in  $B_d \rightarrow \Phi K_s$  . In our calculation, we apply the multimass insertion method . For convenient choices of SUSY parameters, the neutralino contribution to the decay phase is greater than  $O(10^{-2})$  . For the gluino contribution the decay phase is the order of 0.1 . Then, the SUSY contributions change the decay phase in the process  $B_d \rightarrow \Phi K_s$  .

## 6 Annex

Now, we give analytic expressions of the Feynman integrals which appear in the evaluation of the amplitudes :

$$G_1(X) = \frac{-4-11X-14X \log(X)+16X^2-4X^2 \log(X)-X^3}{2X(X-1)^4} ,$$

$$G_2(X) = \frac{-38-24 \log(X)+81X+18X \log(X)-54X^2+11X^3}{36(X-1)^4} ,$$

$$FC_5(X) = \frac{1+9X+6X \log(X)-9X^2+6X^2 \log(X)-X^3}{3(X-1)^5} ,$$

$$FC_4(X) = \frac{-1+6X-3X^2+6X^2 \log(X)-X^3}{6(X-1)^4} ,$$

$$FC_1(X) = \frac{5+2 \log(X)-4X+4X \log(X)-X^2}{2(X-1)^4}$$

$$FC_2(X) = \frac{-1+-X-3X^2+6X^2 \log(X)-2X^3}{6(X-1)^4}$$

$$FC_3(X) = \frac{-2-3X-6X \log(X)+6X^2-X^3}{6(X-1)^4}$$

$$FC_6 = \frac{1-8X-12X^2 \log(X)+8X^3-X^4}{12(X-1)^5} ,$$

$$FN_1 = \frac{1+2X \log(X)-X^2}{2(X-1)^3} .$$

ACKNOWLEDGMENTS: I would like to thank A.Djouadi, S.Lavignac and G.Menessier

for helpful comments . This work was supported in part by Euro-Gdr SUSY.

## References

- [1] T.Goto,T.Nihe,Y.Okada,Phy.Rev.D53,5233(1996),Erratum-ibidPR54,5904(1996);  
T.Goto,Y.Okada,Y.Shimizu,Phys.Rev.D58,094006(1998);  
T.Goto,Y.Okada,Y.Shimizu,hep-ph/9908499;F.Gabiani.et.al.,Nucl.Phys.B477,  
321(1996);  
M.B.Causse,J.Orloff,EPJC23,749-755(2002)  
Bertolini, Borzumati and Masiero Phys.Lett.B192, 437(1987)
- [2] L.J.Hall,V.A.Kostelecky,S.Raby,Nucl.PhysB267,415(1986);  
F.Gabbiani,A.Masiero,Nucl.Phys.B322,235(1989);  
J.SHagelin,S.Kelly,T.Tanaka,Nucl.PhysB415,293(1994);  
P.Ciafaloni,A.Romanio,A.Strumia,Nucl.Phys.B458,3(1996);  
M.E.Gomez,H.Golberg,Phys.at the 30th international  
conference on high-energy Physics(ICHEP2000)Osaka2000:  
hep-ph/0009196
- [3] R.Barbieri,L.J.Hall,Phys.lett.B338,212(1994);  
R.Barbieri,L.J.Hall,A.Strumia,Nucl.Phys.B445,219(1995)
- [4] M.Gellmann,P.Ramon,R.Slansky in supergravity,1979 edited by:  
P.Van.Nieuwenhuizen and D.Freedman(North-Holland,Amsterdam);  
T.Yanagida in:O.Sawada,A.Sugamoto(Eds)proceedings  
of the workshop on unified theory and baryon number of the universe,  
KEK,1979.pg95. R.N.Mohapatra and G.Senjanovic, Phys.Rev.Lett.44,912(1980).
- [5] T.Moroi,Phys.lett.B321,556-60(1994);  
S.Baek,T.Goto,Y.Okada,Ken-Ichi.Okumura,Phys.Rev.D64,095001(2001)
- [6] J.Hisano et al.Phys.Rev.D59,116005-1(1999);  
J.Sato et al.Phys.Lett.B498,189-194(2001)
- [7] R.Barbieri et al.Nucl.Phys.B445,219-251(1995);  
J.Hisano et al.Phys.Lett.B437,351-358(1998);  
M.B.Causse,hep-ph/0202096;  
P.Langacker:Nucl.Phys.Proc.Suppl.100,383-401(2001)
- [8] Y.Grossman,M.Worah,Phys.Lett.B395,241(1997)
- [9] T.Moroi,Phys.lett.B493,366(2000)
- [10] Neutrino atmospheric problem:Y.Suzuki,talk given at the conference  
Neutrino2000(Sudburg,Canada2000).http://nu2000.sno.laurentian.ca/H.Sobel/index.html
- [11] R.Barbieri;A.Strumia,Nucl.Phys.B508,3-16(1997);  
Ciuchini,Phys.lett.B393,489-490(1997)
- [12] N.G.Deshpande,Phys.Lett.B336,471(1994),P.L.B377,161-167(1996);  
A.L.Kagan,hep-ph/9707354

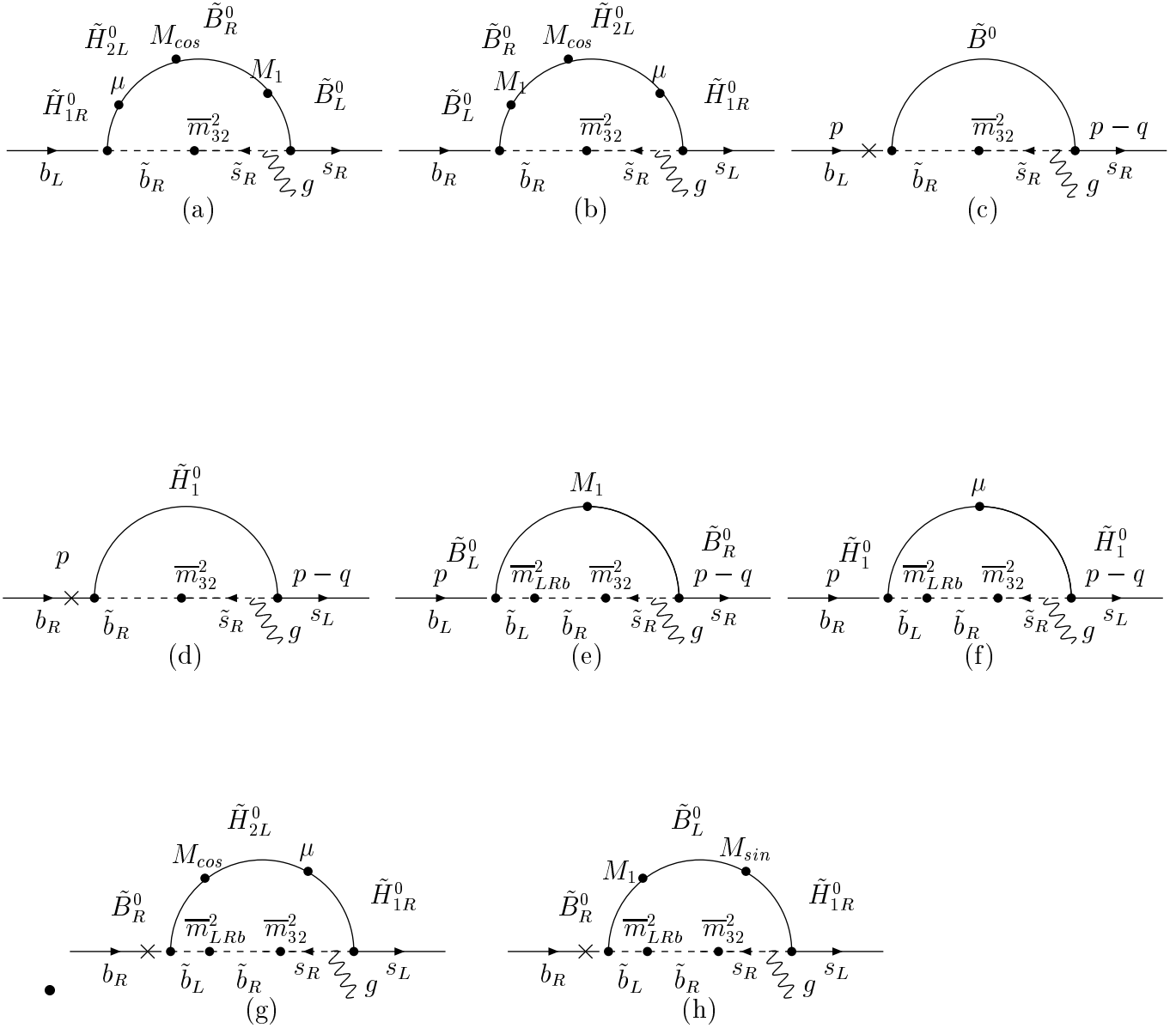


Figure 1: Neutralino contributions with gluon ( $g$ ) and squarks ( $\tilde{s}, \tilde{b}$ ) coupling to right-right non-diagonal mass insertion  $(\overline{m}^2)_{32}$ , with left-right diagonal mass insertion  $\overline{m}^2_{LRb}$ ,  $M_{cos} = \sqrt{2}m_w \cos(\beta)$  and  $M_{sin} = \sqrt{2}m_w \sin(\beta)$ .  $\tilde{B}^0$  and  $\tilde{H}^0$  are bino, higgsino components of the neutralino (L stands for left and R for right).  $M_1$  and  $\mu$  are the bino and higgsino masses respectively.

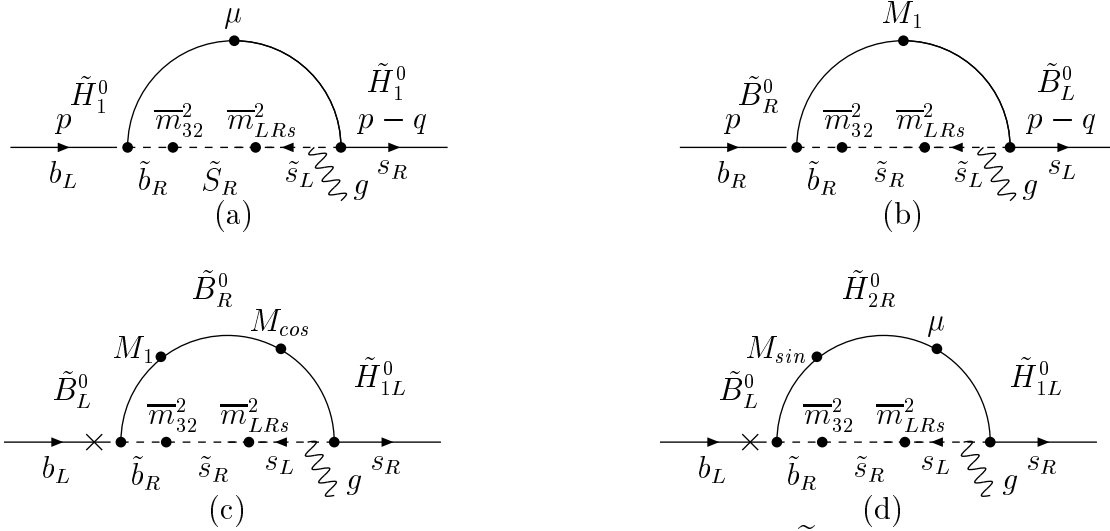


Figure 2: Neutralino contributions with gluon ( $g$ ) and squarks ( $\tilde{s}, \tilde{b}$ ) coupling to right-right non-diagonal mass insertion  $(\tilde{m}^2)_{32}$ , with left-right diagonal mass insertion  $\tilde{m}_{LRs}^2$ ,  $M_{cos} = \sqrt{2}m_w \cos(\beta)$  and  $M_{sin} = \sqrt{2}m_w \sin(\beta)$ .  $\tilde{B}^0$  and  $\tilde{H}^0$  are bino, higgsino components of the neutralino (L stands for left and R for right).  $M_1$  and  $\mu$  are the bino and higgsino masses respectively.

•

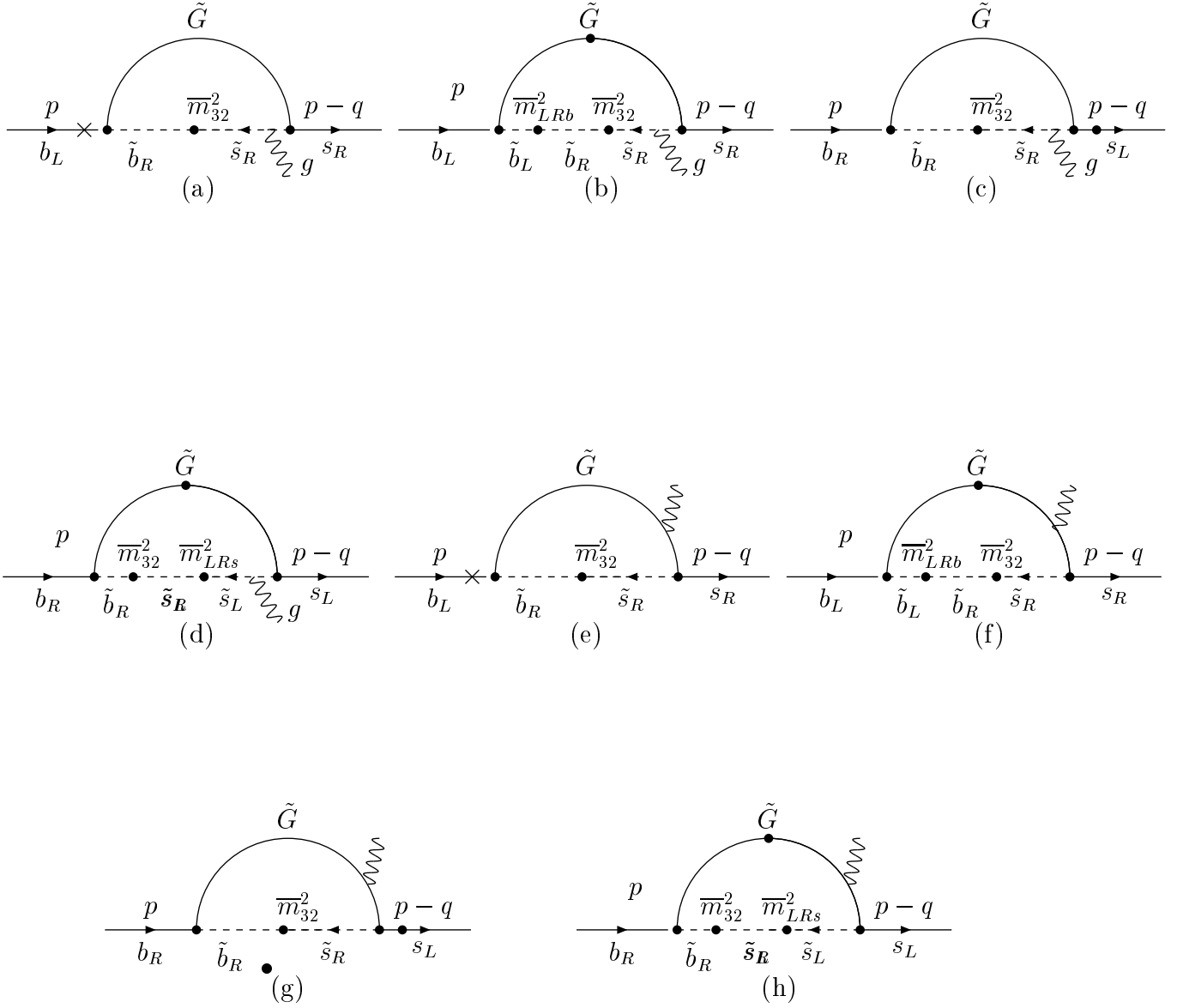


Figure3:Gluino contributions with gluon ( $g$ ) and squarks coupling to right-right non-diagonal mass insertion .

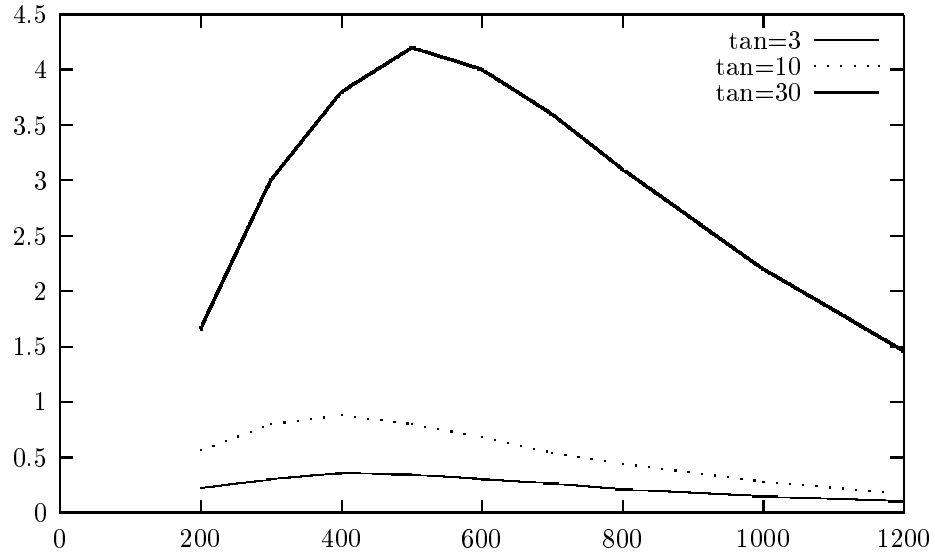


figure 4:  $10^{-4} \tan(\Delta\Phi_{B_d \rightarrow \phi K^0}^{decay}) \chi(m_0)$  for  $KDM=1$ ,  $M_{\nu_R} = 210^{14} GeV$ ,  $m_{1/2} = 200 GeV$  and  $a_0 = 0$

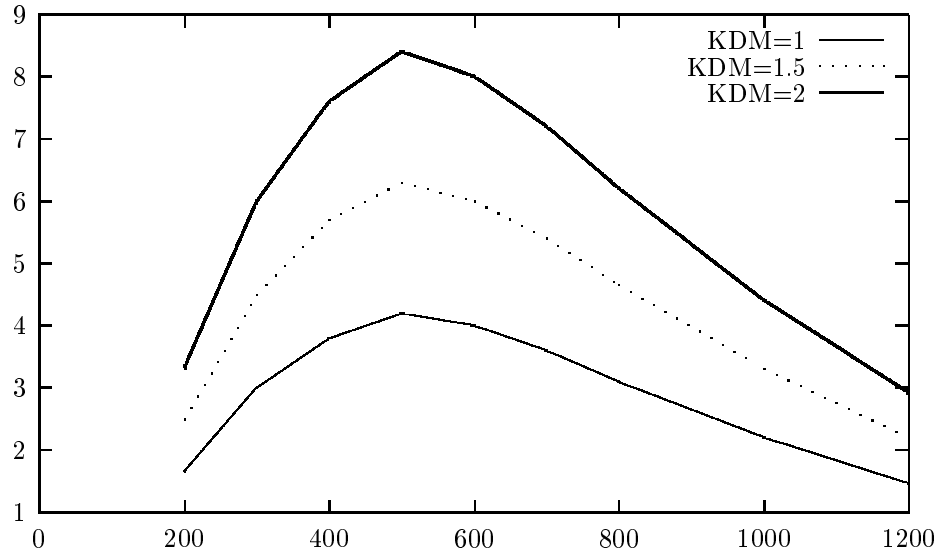


figure 5:  $10^{-4} \tan(\Delta \Phi_{B_d^0 \rightarrow \phi K^0}^{decay})_{\chi}(m_0)$  for  $\tan(\beta) = 30$ ,  $M_{\nu_R} = 210^{14} GeV$ ,  $m_{1/2} = 200 GeV$  and  $a_0 = 0$



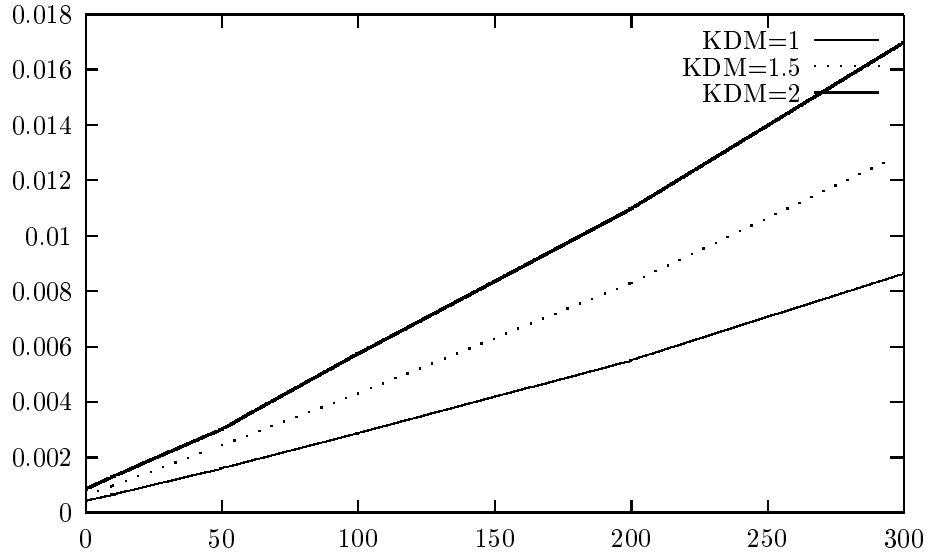


figure 6:  $\tan(\Delta\Phi_{B_d \rightarrow \phi K^0}^{decay})_{\chi}(a_0)$  for  $\tan(\beta) = 30$ ,  $M_{\nu_R} = 210^{14} GeV$ ,  $m_{1/2} = 200 GeV$  and  $m_0 = 500 GeV$

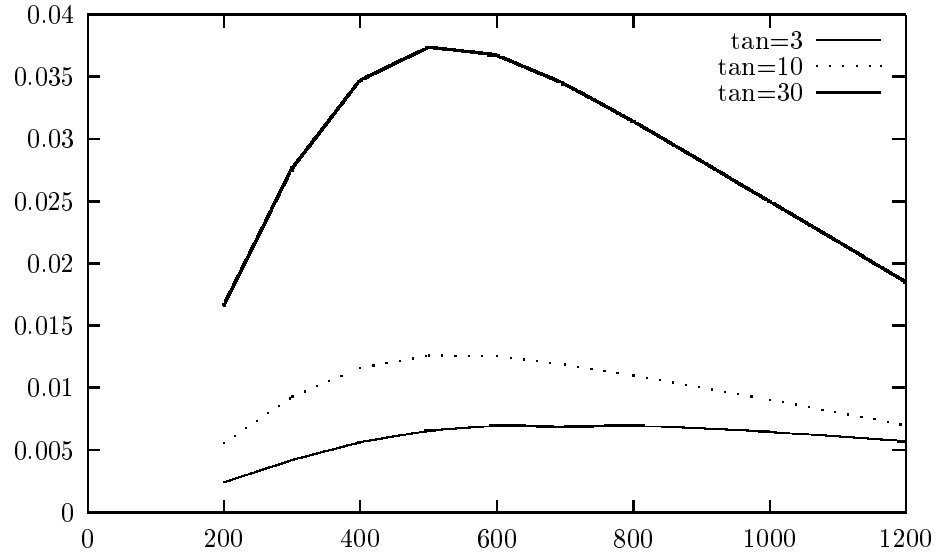


figure7:  $\tan(\Delta\Phi_{B_d^0 \rightarrow \phi K^0}^{decay})_{\tilde{G}}(m_0)$  for KDM=1,  $M_{\nu_R} = 210^{14} GeV$ ,  $m_{1/2} = 200 GeV$  and  $a_0 = 0$

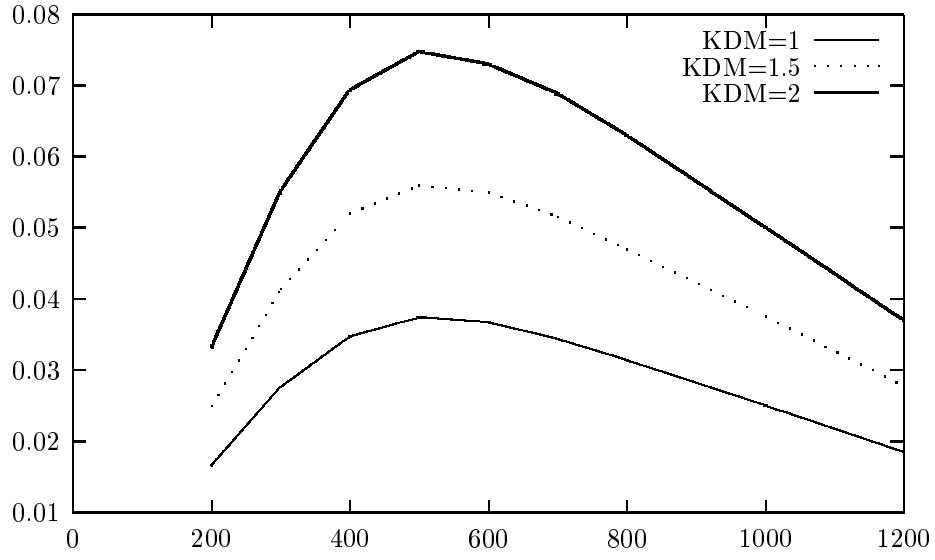


figure 8:  $\tan(\Delta\Phi_{B_d \rightarrow \phi K^0}^{decay})_{\tilde{G}}(m_0)$  for  $\tan(\beta) = 30$ ,  $M_{\nu_R} = 210^{14} GeV$ ,  $m_{1/2} = 200 GeV$  and  $a_0 = 0$

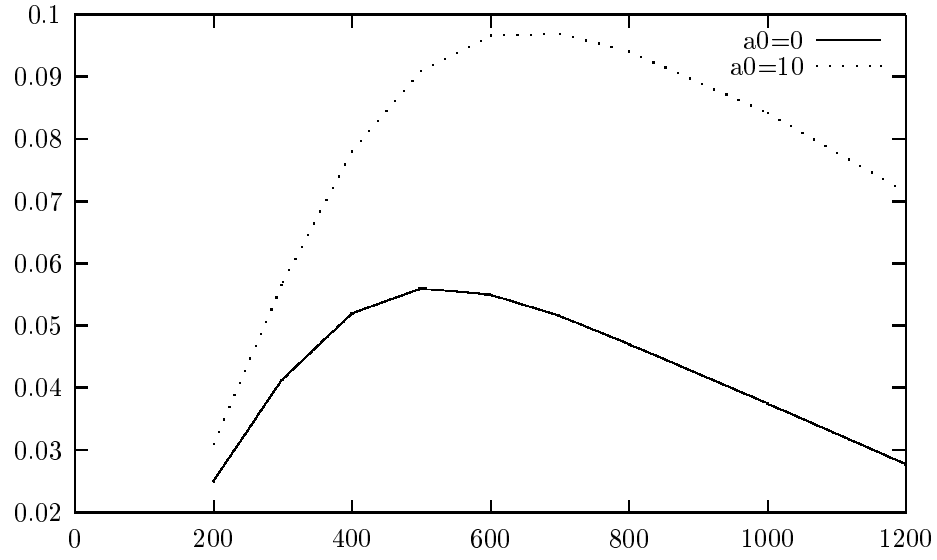


figure 9:  $\tan(\Delta\Phi_{B_d \rightarrow \phi K^0}^{decay})_{\tilde{G}}(m_0)$  for  $\tan(\beta) = 30$ ,  $M_{\nu_R} = 210^{14} GeV$ ,  $m_{1/2} = 200 GeV$  and  $KDM = 1.5$

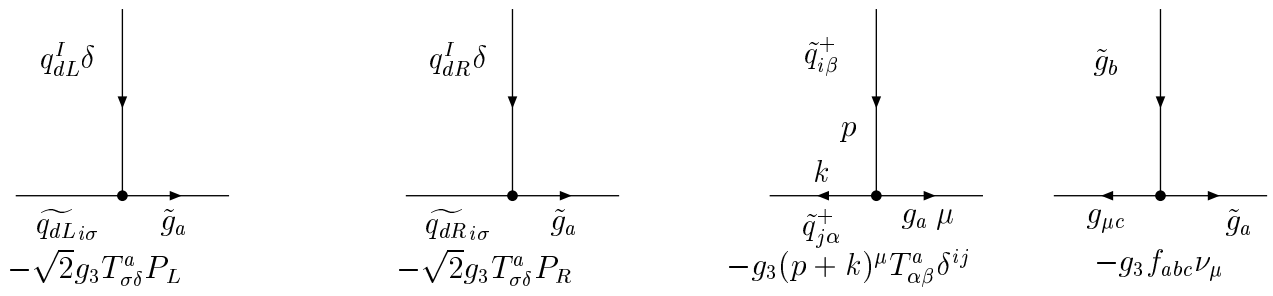


Figure10:Gluonic Feynman rules,where  $T_{\sigma \delta}^a$  is the  $SU(3)_c$  generator, $\tilde{q}$  the squark d, $\tilde{g}$  the gluino,g the gluon and  $P_L$  and  $P_R$  are the chirality projector.

•

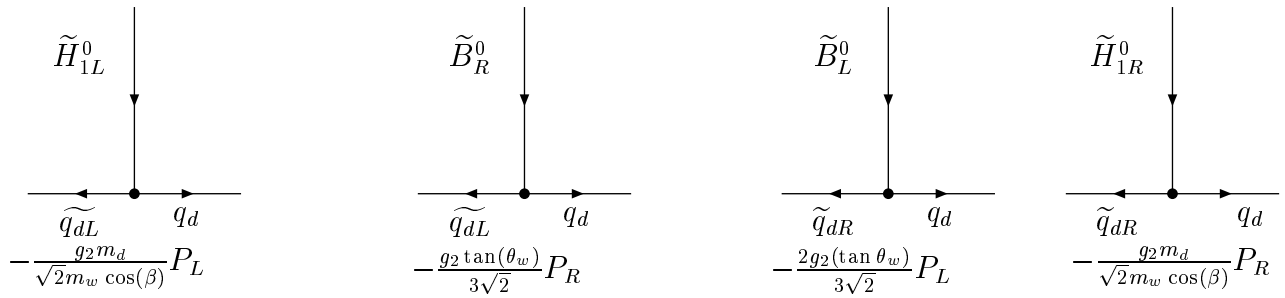


Figure 11: Neutralino Feynman rules.  $\tilde{q}_d$  is the squark down.  $\tilde{H}^0$  and  $\tilde{B}^0$  stand for higgsino and bino component of the neutralino.  $P_L$  and  $P_R$  are the chirality projectors.

•