

Singlet Free Energies and the Renormalized Polyakov Loop in full QCD

Konstantin Petrov* for RBC-Bielefeld collaboration

Niels Bohr Institute

E-mail: kpetrov@nbi.dk

We calculate the free energy of static quark anti-quark pair and the renormalized Polyakov loop in 2+1- and 3- flavor QCD using $16^3 \times 4$ and $16^3 \times 6$ lattices and improved staggered p4 action. We also compare the renormalized Polyakov loop with the results of earlier studies.

XXIV International Symposium on Lattice Field Theory

July 23-28 2006

Tucson Arizona, US

*Speaker.

1. Singlet free energies

We did finite temperature lattice calculations in 3- and (2+1)- flavor QCD in the region of small quark masses. In the case of 2+1 flavor QCD we used two light quark masses $m_q = 0.1m_s$ and $0.2m_s$ with m_s being the strange quark mass. In the case of degenerate three flavors the quark masses were roughly $0.15m_s$ and $0.3m_s$. Calculations have been done on $16^3 \times 4$ and $16^3 \times 6$ lattices. The lattice spacing and thus the temperature scale has been fixed using the Sommer scale $r_0 = 0.469$ fm [3]. We used the interpolation Ansatz for the dependence of r_0 on the lattice gauge coupling $\beta = 6/g^2$ given in Ref.[1]. In our simulations we used the exact RHMC algorithm for the 2+1 flavor case while the standard R-algorithm was used in the 3 flavor calculations. Further details about our simulations can be found in Refs. [1, 2].

On the gauge configurations separated by 50 trajectories we have calculated the singlet free energy of a static quark anti-quark pair defined as

$$\exp(-F_1(r, T)/T + C) = \frac{1}{3} \langle \text{Tr} W(\vec{r}) W^\dagger(0) \rangle, \quad (1.1)$$

with $W(\vec{r})$ being the temporal Wilson line. The above definition requires gauge fixing and we use the Coulomb gauge as this was done in many previous works [4, 5, 6, 7, 8, 9, 10]. In the zero temperature limit the singlet free energy defined above coincides with the well known static potential. In fact the calculations on the static potential in Ref. [11] are based on Eq. (1.1). At finite temperature $F_1(r, T)$ gives information about in-medium modification of inter-quark forces and color screening. The singlet free energy $F_1(r, T)$ as well as the zero temperature static potential is defined up to additive constant C which depends on the lattice spacing. Since the temperature is varied by changing the lattice spacing to compare the free energy calculated at different lattice spacings we normalized it at the smallest distance to the following form for the $T = 0$ static potential

$$V(r) = -\frac{0.385}{r} + \frac{1.263}{r_0^2} r. \quad (1.2)$$

The above definition gives a very good parameterization of the lattice data for the zero temperature static potential calculated in Ref. [1].

In Fig. 1 we show the singlet free energy calculated on $16^3 \times 4$ and $16^3 \times 6$ lattices together with the above parameterization of the $T = 0$ static potential. As one can see from the figure, $F_1(r, T)$ is temperature independent at very small distances and coincides with the zero temperature potential as expected. At large distances the singlet free energy approaches a constant value. This can be interpreted as string breaking at low temperature and color screening at high temperatures. Note that the distance where the free energy effectively flattens off is decreasing with increasing temperatures. This is another indication of color screening. Although the calculations have been done on quite coarse lattices we see that the results on $F_1(r, T)$ show a fairly good scaling with the lattice spacing. This is shown in Fig. 2 where the singlet free energies calculated on $16^3 \times 4$ and $16^3 \times 6$ lattices are compared at temperatures $T \simeq T_c$.

2. Renormalized Polyakov Loop

The expectation value of the Polyakov loop $\langle L(\vec{r}) \rangle = \langle \text{Tr} W(\vec{r}) \rangle$ is the order parameter for the deconfining transition in pure gauge theories. In full QCD dynamical quarks break the relevant

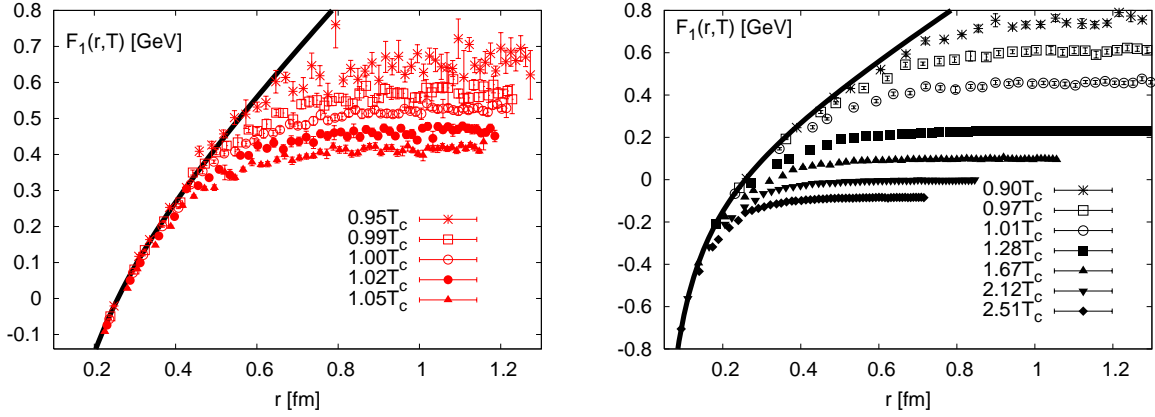


Figure 1: The singlet free energy calculated on $16^3 \times 6$ (left) and on $16^3 \times 4$ lattice for $m_q = 0.1m_s$ at different temperatures. The thick line shows the parameterization of the zero temperature potential discussed in the text.

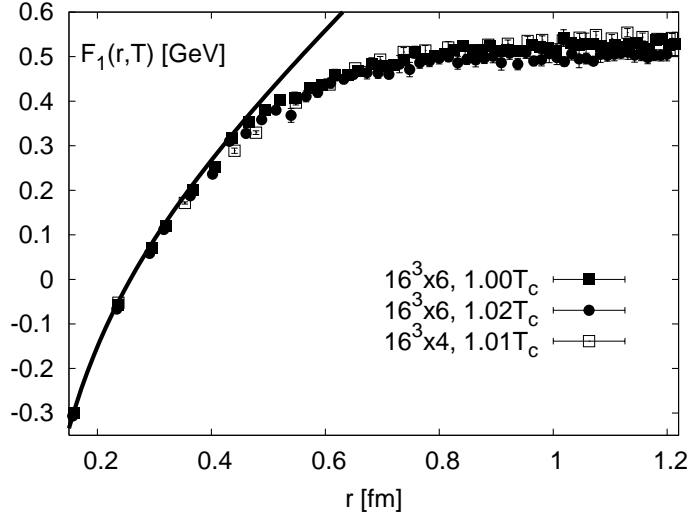


Figure 2: The comparison of the singlet free energy for $m_q = 0.1m_s$ calculated on $16^3 \times 6$ and $16^3 \times 4$ lattices at $T \simeq T_c$.

$Z(3)$ symmetry explicitly and it is no longer the order parameter. Still it remains an interesting quantity to study the deconfinement transition as it shows a rapid increase in the crossover region [1, 12, 13] and can be used to determine the transition temperature [1, 13]. The Polyakov loop defined above strongly depends on the lattice cutoff and has no meaningful continuum limit. On the other hand a correlator of Polyakov loops is a physical quantity and corresponds to the color averaged free energy up to a normalization constant. It satisfies the cluster decomposition

$$\exp(-F(r, T) + C) = \frac{1}{9} \langle L(\vec{r}) L^\dagger(0) \rangle_{r \rightarrow \infty} = |\langle L(0) \rangle|^2. \quad (2.1)$$

The normalization constant can be fixed from the color singlet free energy. Moreover, at large distances the color singlet free energy and the color averaged free energy approach the same constant $F_\infty(T)$. Therefore, following Ref. [5], we define the renormalized Polyakov loop as

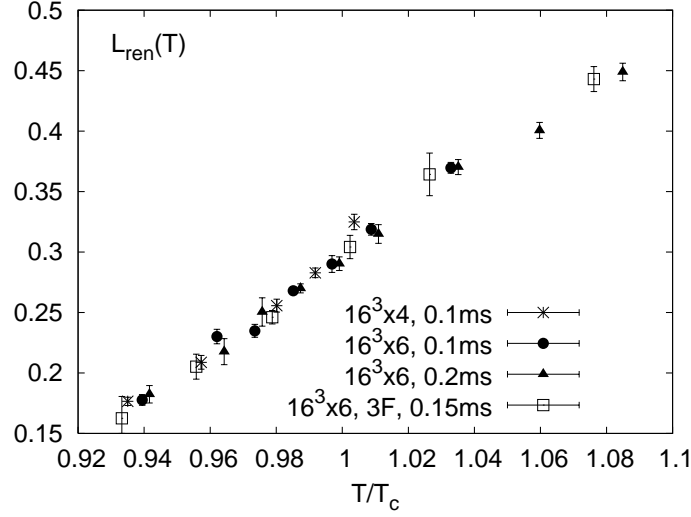


Figure 3: The renormalized Polyakov in the vicinity of the transition calculated on $16^3 \times 6$ lattices for different quark masses. Also shown in the figure is the corresponding result from $16^3 \times 4$ lattice.

$$L_{ren}(T) = \exp\left(-\frac{F_{\infty}(T)}{2T}\right). \quad (2.2)$$

Our numerical results for the renormalized Polyakov loop for different quark masses and two lattice spacings are summarized in Fig. 3. One can see from the figure that $L_{ren}(T)$ shows an almost universal behavior as function of T/T_c for all quark masses studied by us, including the case of three degenerate flavors. This suggests, that in the region of the small quark masses we studied, the flavor and quark mass dependence of the deconfinement transition can be almost entirely understood in terms of the flavor and quark mass dependence of the transition temperature T_c . Note that the results obtained on $16^3 \times 4$ lattice are in remarkably good agreement with the results obtained on $16^3 \times 6$ lattices, indicating again that the cutoff effects are small.

It is interesting to compare our results for the renormalized Polyakov loop with the calculations for three degenerate flavors performed with Asqtad action [9] as well as with the two flavor calculations with p4 action at larger quark masses [10]. The calculations with Asqtad action have been done on lattices $12^3 \times 4$ and $12^3 \times 6$. Critical temperatures are 194(15)MeV for $N_t = 6$ and 199(8)MeV for $N_t = 4$, $m_q = 0.2m_s$ [14]. This is consistent with our own estimates from the maximum of susceptibility of the renormalized Polyakov loop. The two flavor calculations with p4 action were performed on $16^3 \times 4$ lattice and for quark mass of about $1.54m_s$ with m_s being the physical strange quark mass. This comparison is shown in Fig. 4 where the renormalized Polyakov loops is plotted in a wider temperature range. We see some discrepancy in the transition region between the results of our study and earlier Asqtad calculations. For $N_t = 4$ it can easily be explained by the large error for the determination of the critical temperature - we can pick a temperature in the allowed region which makes curves lie almost on each other. The $N_t = 6$ case shows more dramatic discrepancy and here, apart from even larger ambiguity for the critical temperature, we have to point out that Asqtad simulation are done on a much smaller volume.

Most noticeable deviations from the results of previous calculations are seen at higher temperatures. These deviations may come from the fact that the parameterization of the zero temperature

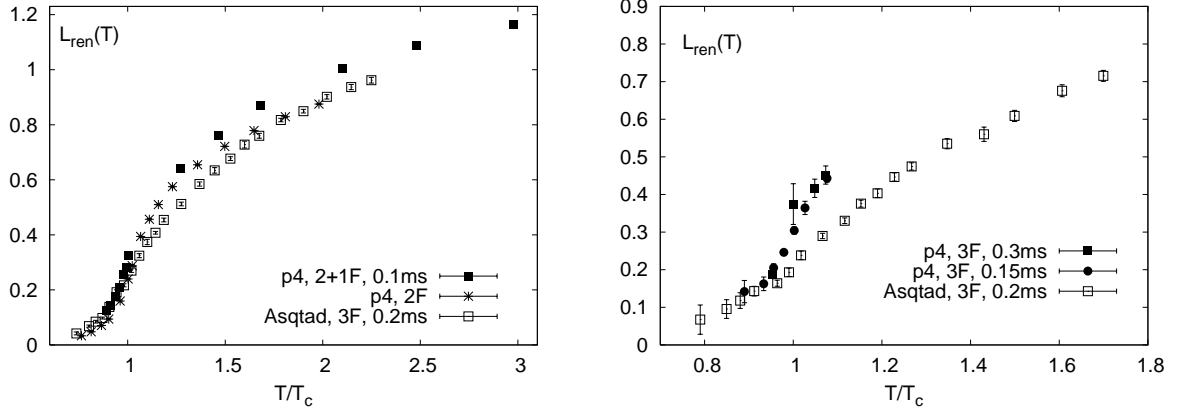


Figure 4: The comparison of the renormalized Polyakov loop calculated with p4 and Asqtad actions on $N_t = 4$ lattices (left) and $N_t = 6$ lattices (right). For $N_t = 4$ we also shown the results from 2 flavor p4 calculations.

potential given by Eq. (1.2) may not be appropriate for the small lattice spacings corresponding to high temperatures. Also the parameterization of the non-perturbative beta functions used in the present analysis is based on the analysis of r_0 for gauge coupling $\beta = 6/g^2$ in the range between 3.3 and 3.4. It may not be accurate for β values corresponding to high temperatures. This also could yield a discrepancy in the value of the renormalized Polyakov loop in the high temperature region.

3. Conclusions

We have calculated the singlet free energy of a static quark anti-quark pair in full QCD in the region of the small quark masses. We have found that this quantity shows little cut-off dependence and can be calculated reliably on relatively coarse lattices. The renormalized Polyakov loop derived from the large distance limit of the singlet free energy has been also calculated and compared with earlier results. We have found that the flavor and quark mass dependence of the renormalized Polyakov loop can be absorbed almost entirely in the flavor and quark mass dependence of the transition temperature.

References

- [1] M. Cheng *et al.*, Phys. Rev. D **74**, 054507 (2006)
- [2] M. Cheng [the RBC-Bielefeld Collaboration], arXiv:hep-lat/0610001.
- [3] A. Gray *et al.*, Phys. Rev. **D72**, 094507 (2005)
- [4] O. Philipsen, Phys. Lett. B **535**, 138 (2002)
- [5] O. Kaczmarek, F. Karsch, P. Petreczky and F. Zantow, Phys. Lett. B **543**, 41 (2002)
- [6] S. Digal, S. Fortunato and P. Petreczky, Phys. Rev. D **68**, 034008 (2003)
- [7] O. Kaczmarek, F. Karsch, P. Petreczky and F. Zantow, Nucl. Phys. Proc. Suppl. **129**, 560 (2004)

- [8] O. Kaczmarek, F. Karsch, F. Zantow and P. Petreczky, Phys. Rev. D **70**, 074505 (2004)
- [9] P. Petreczky and K. Petrov, Phys. Rev. D **70**, 054503 (2004)
- [10] O. Kaczmarek and F. Zantow, Phys. Rev. D **71**, 114510 (2005); arXiv:hep-lat/0506019
- [11] C. Aubin *et al.*, Phys. Rev. D **70**, 094505 (2004)
- [12] C. Bernard *et al.* [MILC Collaboration], Phys. Rev. D **71**, 034504 (2005)
- [13] Y. Aoki, Z. Fodor, S. D. Katz and K. K. Szabo, arXiv:hep-lat/0609068
- [14] Ludmila Levkova, MILC collaboration, private communication