

Chiral Magnetism of the Nucleon¹

Thomas R. Hemmert^{a,c} and Wolfram Weise^{a,b}

^a *Physik-Department, Theoretische Physik
Technische Universität München, D-85747 Garching, Germany
(Email: themmert@physik.tu-muenchen.de)*

^b *ECT*, Villa Tambosi, I-38050 Villazzano (Trento), Italy
(Email: weise@ect.it)*

^c *Nuclear Theory Group², Department of Physics
University of Washington, Seattle, WA 98195, USA*

Abstract

We study the quark mass expansion of the magnetic moments of the nucleon in a chiral effective field theory including nucleons, pions and delta resonances as explicit degrees of freedom. We point out that the usual powercounting applied so far to this problem misses important quark mass structures generated via an intermediate isovector M1 nucleon-delta transition. We propose a modified powercounting and compare the resulting chiral extrapolation function to available (quenched) lattice data. The extrapolation is found to work surprisingly well, given that the lattice data result from rather large quark masses. Our calculation raises the hope that extrapolations of lattice data utilizing chiral effective field theory might be applicable over a wider range in quark masses than previously thought, and we discuss some open questions in this context. Furthermore, we observe that within the current lattice data uncertainties the extrapolations presented here are consistent with the Pade fit ansatz introduced by the Adelaide group a few years ago.

Suggested PACS numbers:

Suggested Keywords: Effective Field Theory, Lattice QCD, Chiral Extrapolation

¹Work supported in part by BMBF and DFG

²Visiting Scholar

1 Introduction

The computation of nucleon properties in Lattice QCD is progressing with steadily increasing accuracy [1]. So far, these results are, however, limited to relatively large quark masses and the quenched approximation. The typical “light” quark masses manageable on the lattice up to now, are more than 10-20 times larger than the average u- and d-quark masses, $m_q \sim 8$ MeV, determined at a renormalization scale around 1 GeV. This corresponds to pion masses well above 0.5 GeV.

On the other hand, in the chiral limit $m_q \rightarrow 0$, QCD at low energies is realized in the form of an effective field theory with spontaneously broken chiral symmetry, with massless pions as the primary active degrees of freedom. Nucleons are added to this theory as fermionic matter fields which can be treated non-relativistically due to their large mass. The coupling of the chiral Goldstone bosons (i.e. the pions) to these spin 1/2 matter fields (i.e. the nucleons) produces the so called “pion-cloud” of the nucleon, an important component of nucleon structure at low energy and momentum scales (for a survey and references see [2]).

The interpolation between lattice QCD results and the chiral limit, passing through the physical pion mass point at $m_\pi \approx 0.14$ GeV, is presently a subject of intense studies and lively debate. Leinweber et al. [3] have initiated such considerations by requiring that any interpolation of this kind should be subject to the leading dependence on the pion mass, as dictated by chiral symmetry.

In the present work¹ we focus on the chiral aspects of nucleon magnetic moments. The authors of Ref.[3] have introduced a parameterized form of the pion mass dependence of proton and neutron magnetic moments in order to interpolate between available (quenched) lattice QCD results and the “physical” values at the proper m_π . Our approach uses instead systematic methods of chiral perturbation theory (ChPT) in the baryon sector [2]. It will be demonstrated that such a scheme provides an interpolating function of m_π , which successfully connects lattice data with actual physical magnetic moments, in such a way that the physics behind the chiral magnetic structure of the nucleon can be identified. Not surprisingly, virtual excitations of the delta isobar turn out to play a decisive role in this context. The strong $N \rightarrow \Delta$ magnetic dipole transition induced by the photon field is a prominent feature in determining the non-linear dependence of the magnetic moments on the pion mass. Given that delta excitations are separated from the nucleon mass by a “small” scale of hardly more than twice m_π , it is obviously not a good starting point to relegate the important physics of the $\Delta(1232)$ to higher order “counter terms”, if one is interested in the m_π -dependence of nucleon structure properties *above* the physical pion mass. Such effective chiral field theories with explicit pion, nucleon and delta degrees of freedom and a systematic power counting already exist in the literature (e.g. see Ref.[6] and references therein). Here, however, we argue that even these existing schemes, such as the so-called “Small Scale Expansion” of Ref.[6], need to be modified if one wants to capture the important $\Delta(1232)$ induced m_π -dependence already in a leading one-loop calculation.

This paper is organized as follows. The chiral effective field theory framework, including the treatment of nucleon and delta degrees of freedom, will be summarized in section 2.

¹Some aspects of this work have already been reported in Refs.[4, 5].

The actual calculation of the anomalous magnetic moments is described in section 3, with the results discussed in sections 4, 5 and 6. The following two sections examine higher order corrections to be compared with the Pade-approximants suggested by the Adelaide group [3], and discuss some aspects of the quenched approximation as they may be relevant in extrapolations toward the presently existing lattice data. Undeniably, uncertainties still remain in such extrapolations to pion masses as large as five times the physical one. The results are nevertheless promising, and further progress in lattice QCD towards smaller quark masses in partially-quenched or even unquenched simulations can be expected to reduce the errors substantially.

2 Effective Field Theory Input

2.1 General Remarks

The effective field theory that approximates QCD in the low-energy limit is Chiral Perturbation Theory (ChPT) [7, 8]. In the case of two light quark flavors its primary degrees of freedom are pions as Goldstone bosons of spontaneously broken chiral symmetry. ChPT represents a systematic expansion in terms of low-momentum and small quark mass scales, which allows for a systematic treatment of the additional explicit breaking of chiral symmetry responsible for non-zero pion mass. Baryons are introduced as fermionic matter fields, acting as sources which create or annihilate pion fields in accordance with chiral symmetry. In the non-relativistic version² of baryon ChPT considered in this work (“heavy baryon ChPT”) [2], the nucleon mass M is treated as a “large” scale that persists in the chiral limit, allowing for a $1/M$ expansion in the theory.

The $\Delta(1232)$ isobar is the lowest spin-3/2 excitation of the nucleon, reached via a strong magnetic dipole transition. It is therefore of key importance in considerations of the nucleon’s magnetic structure. Since its mass differs from that of the nucleon by less than 0.3 GeV, its incorporation as an explicit degree of freedom in baryon ChPT turns out to be mandatory in the present context. The basic techniques to do so are well established, at least in the context of non-relativistic baryon ChPT [9]. However, we emphasize that a chiral effective field theory that couples both octet and decuplet baryons to the Goldstone boson dynamics in addition must specify how the small but *always finite* octet-decuplet mass-splitting—throughout this work denoted by the parameter Δ —is merged with the traditional powers-of- q counting of ChPT spelled out in Ref.[8]. In that sense we state that a *unique extension* of spin 1/2 baryon ChPT to a chiral effective field theory with explicit spin 1/2 and spin 3/2 baryon degrees of freedom does *not* exist. An additional piece of information concerning the proper (ac)counting of Δ has to be provided, without guidance from chiral symmetry constraints³. Here we specifically address this issue by adopting the

²Some results of relativistic baryon ChPT are discussed in appendix B.

³For example, we note that a combined treatment of non-relativistic baryon ChPT and large N_c -counting rules can provide a systematic power counting for systems with both spin 1/2 and spin 3/2 degrees of freedom [10].

(phenomenologically motivated) philosophy, spelled out in Ref.[11], to count in the parameter $\epsilon \equiv (q, \Delta)$ which, in addition to the (usual) powers-of- q , also keeps track of the finite mass-splitting Δ . All discussions in the subsequent chapters referring to leading order (LO), next-to-leading order (NLO), etc. Lagrangians are then understood as “powers-of- ϵ ”, i.e. $\mathcal{O}(\epsilon)$, $\mathcal{O}(\epsilon^2)$, \dots [6].

The following subsections give a brief summary of our basic input. We will work with 2-flavor ChPT coupled to spin 1/2 and spin 3/2 matter fields throughout. We also note that strictly speaking all parameters g_i, m_i, f_i, \dots in the Lagrangians to be introduced in section 2 should carry an extra superscript index g_i^0, m_i^0, \dots to distinguish them from any physical quantities which might carry the same label. In most cases we suppress this extra index to obtain simpler formulae, but it is understood that there is a difference, even if it sometimes is of higher order than considered in this calculation.

2.2 Pion Lagrangian

For one-loop calculations of the nucleon magnetic moments, the SU(2) chiral Lagrangian for pion fields π^a ($a = 1, 2, 3$) in the presence of an external electromagnetic field A_μ is needed only to leading order. With e denoting the unit charge we utilize [8]

$$\mathcal{L}_{\pi\pi} = \frac{f_\pi^2}{4} \text{Tr} [\nabla_\mu U^\dagger \nabla^\mu U + \chi^\dagger U + \chi U^\dagger], \quad (2.1)$$

with the chiral tensors

$$\begin{aligned} U &= \sqrt{1 - \frac{\vec{\pi}^2}{f_\pi^2}} + \frac{i}{f_\pi} \vec{\tau} \cdot \vec{\pi} \\ \nabla_\mu U &= \partial_\mu U - i F_\mu^R U + i U F_\mu^L \\ \chi &= 2B_0 \mathcal{M} + \dots \end{aligned} \quad (2.2)$$

Here f_π represents the pion-decay constant (in the chiral limit) and τ^a are the usual SU(2) (Pauli) isospin matrices. As we are only interested in interactions of u and d quarks with an electromagnetic background field, the left- and right-handed (axial) vector source terms can be identified as

$$F_\mu^L = F_\mu^R = \frac{e}{2} A_\mu \tau^3. \quad (2.3)$$

Furthermore, \mathcal{M} denotes the quark mass matrix for the case of 2 light flavors u, d . The connection between the chiral condensate parameter B_0 , the non-zero quark masses and the resulting non-zero masses for the pion fields will be discussed later.

2.3 Nucleon and Delta Lagrangians

2.3.1 Leading Order Lagrangians

The leading order $N\pi$ and $\Delta\pi$ Lagrangians (diagonal in N and Δ) required for a calculation with explicit pion, nucleon and delta degrees of freedom in the presence of external electromagnetic fields are [6, 9]:

$$\begin{aligned}\mathcal{L}_N^{(1)} &= \bar{N}_v [i v \cdot D + g_A S \cdot u] N_v, \\ \mathcal{L}_\Delta^{(1)} &= -\bar{T}_i^\mu \left[i v \cdot D^{ij} - \xi_{I=3/2}^{ij} \Delta + g_1 S \cdot u^{ij} \right] g_{\mu\nu} T_j^\nu,\end{aligned}\quad (2.4)$$

where N_v corresponds to the non-relativistic spin 1/2 nucleon field and T_i^μ denotes the non-relativistic spin 3/2 delta field with free 4-vector index μ (in Rarita-Schwinger notation) and an isovector index i (in isospurion notation) [6]. The 4-velocity vector v^μ occurs in the non-relativistic reduction of the fully Lorentz-invariant chiral Lagrangians, and S^μ denotes the Pauli-Lubanski spin-vector—details on calculating with non-relativistic chiral effective field theories in the so-called “heavy baryon” regime can be found in [12]. The chiral tensors needed for the calculation of the anomalous magnetic moments read

$$\begin{aligned}D_\mu &= \partial_\mu + \Gamma_\mu - iV_\mu^{(s)}, \\ \Gamma_\mu &= \frac{1}{2} \left[\sqrt{U}^\dagger, \partial_\mu \sqrt{U} \right] - \frac{i}{2} \sqrt{U}^\dagger F_\mu^R \sqrt{U} - \frac{i}{2} \sqrt{U} F_\mu^L \sqrt{U}^\dagger, \\ u_\mu &= i\sqrt{U}^\dagger \nabla_\mu U \sqrt{U}^\dagger, \quad u_\mu^{ij} = u_\mu \delta^{ij}, \\ D_\mu^{ij} &= \partial_\mu \delta^{ij} + (\Gamma_\mu - iV_\mu^{(s)}) \delta^{ij} - i\epsilon^{ijk} \text{Tr}(\tau^k \Gamma_\mu),\end{aligned}\quad (2.5)$$

with the isospin indices $i, j, k = (1, 2, 3)$. As we are only working with two light flavors u, d , we identify $V_\mu^{(s)} = \frac{e}{2} A_\mu$ as the isoscalar component of the external electromagnetic field. The isospin-3/2 projector is defined as usual as $\xi_{I=3/2}^{ij} = \delta^{ij} - \frac{1}{3} \tau^i \tau^j$. As explained in section 2.1, we are explicitly taking into account the finite nucleon-delta mass splitting already at leading order, denoted by the parameter Δ in Eq.(2.4). Furthermore, g_A and g_1 are the axial nucleon and delta coupling constants. It turns out that g_1 is not needed for the calculation of the magnetic moments of the nucleon to the order considered in this work.

2.3.2 Next-to-leading order (NLO) Lagrangian

The less known NLO nucleon and delta Lagrangians can be found in [6]. Here we only discuss the terms pertaining to magnetic moments. Defining the chiral field tensors via

$$\begin{aligned}f_{\mu\nu}^+ &= \sqrt{U}^\dagger \{ \partial_\mu F_\nu^R - \partial_\nu F_\mu^R - i [F_\mu^R, F_\nu^R] \} \sqrt{U} + \sqrt{U} \{ \partial_\mu F_\nu^L - \partial_\nu F_\mu^L - i [F_\mu^L, F_\nu^L] \} \sqrt{U}^\dagger \\ V_{\mu\nu}^{(s)} &= \partial_\mu V_\nu^{(s)} - \partial_\nu V_\mu^{(s)},\end{aligned}\quad (2.6)$$

we utilize the following representation of the NLO nucleon and delta Lagrangians [6]

$$\begin{aligned}\mathcal{L}_N^{(2)} &= \bar{N}_v \left\{ -\frac{i}{4M} [S^\mu, S^\nu] \left((1 + \kappa_v^0) f_{\mu\nu}^+ + 2(1 + \kappa_s^0) V_{\mu\nu}^{(s)} \right) + \dots \right\} N_v, \\ \mathcal{L}_\Delta^{(2)} &= \bar{T}_i^\mu \left\{ -\frac{1}{2M} [S^\alpha, S^\beta] \left(D_\alpha^{ik} D_\beta^{kj} - D_\beta^{ik} D_\alpha^{kj} \right) g_{\mu\nu} + a_6 i f_{\mu\nu}^+ \delta^{ij} + 2a_7 i V_{\mu\nu}^{(s)} \delta^{ij} \right\} + \dots \left\} T_j^\nu.\end{aligned}\quad (2.7)$$

The two couplings κ_v^0 and κ_s^0 correspond to the (bare) isovector and isoscalar anomalous magnetic moments of the nucleon, taken in the chiral limit. Their strength is determined by physics which lies outside of the chiral effective field theories. We therefore treat them as free parameters to be determined by a fit to lattice simulations of the magnetic moments, as discussed in section 5. Likewise, a_6 , a_7 are the two corresponding anomalous magnetic dipole moments of $\Delta(1232)$. It turns out that these two couplings do not contribute in the calculation of the magnetic moments of the nucleon to leading one-loop order—we therefore relegate a discussion of these interesting quantities to forthcoming work.

2.4 Modified $N\Delta$ Transition Lagrangian

While the leading order πN and $\pi\Delta$ interaction Lagrangians discussed in the previous section follow the standard rules of chiral power counting and have been used in many calculations, we now present a modified version, more appropriate for our purposes, of the leading order chiral nucleon-delta transition Lagrangian in the presence of an external 4-vector electromagnetic background field A_μ . The *leading order* $N\Delta$ transition Lagrangian we propose has the form

$$\mathcal{L}_{N\Delta}^{(1)} = \bar{T}_i^\mu [c_A w_\mu^i + c_V i f_{\mu\nu}^{+i} S^\nu] N_v + h.c. , \quad (2.8)$$

with

$$w_\mu^i = \frac{1}{2} \text{Tr} (\tau^i u_\mu) , \quad f_{\mu\nu}^{+i} = \frac{1}{2} \text{Tr} (\tau^i f_{\mu\nu}^+) . \quad (2.9)$$

It involves the axial (transition) coupling c_A as well as the (iso-) vector (transition) coupling c_V , which govern the strengths of the $\pi N\Delta$ and $\gamma N\Delta$ vertices *in the chiral limit*, respectively. In section 5 we will discuss numerical estimates for these parameters. It is standard practice to include the axial $N\Delta$ transition in the leading order nucleon-delta transition Lagrangian (*e.g.* see [6, 13]) via the coupling c_A , whereas the *leading term* of (iso)vector $N\Delta$ transition is usually only taken into account at sub-leading order in the $N\Delta$ transition Lagrangian (see *e.g.* Eq.(112) of Ref.[6]). The main reason for this asymmetric treatment of the axial and vector $N\Delta$ transition lies in the “standard” counting (“naive power counting”) of the chiral tensors in powers of the generic mass or momentum scale ϵ : The (pseudo-) vector w_μ^i scales as order ϵ , whereas $f_{\mu\nu}^+$ has dimension ϵ^2 . We note that these counting rules on the one hand lead to an asymmetric treatment of the vector, axial-vector $N\Delta$ -transitions by distributing them onto the NLO, respectively LO Lagrangians. On the other hand they result in a symmetric (NLO) treatment among the *magnetic* γNN , $\gamma N\Delta$ and $\gamma\Delta\Delta$ couplings, which, for example, is appealing from the viewpoint of the SU(6) quark model.

In this work we propose the ansatz—displayed in Eq.(2.8)—to promote the “off-diagonal” magnetic $N\Delta$ transition into the leading order $N\Delta$ transition Lagrangian, while leaving the corresponding “diagonal” γNN , $\gamma\Delta\Delta$ couplings κ_v^0 , a_6 in the NLO Lagrangians of Eq.(2.7) as suggested by dimensional analysis⁴. In order visualize that the isovector transition structure in Eq.(2.8) is part of the leading order Lagrangian, we assign an intrinsic power ϵ^{-1} to

⁴One may wonder why we do not propose to promote all three couplings to the respective leading order

it

$$c_V \equiv c_V^{(-1)}, \quad (2.10)$$

rendering the structure $c_V^{(-1)} f_{\mu\nu}^+$ to scale as $\mathcal{O}(\epsilon)$, as expected for a leading order Lagrangian. In Ref.[4] it was argued that this intrinsic scaling of the (dimensionful) coupling c_V should be made more explicit by introducing a dimension-free coupling \tilde{c}_V via $c_V^{(-1)} \equiv \tilde{c}_V/\Delta$. On a computational level that prescription is of course equivalent to the structure in Eq.(2.8). However, given that we are after the quark mass dependence of the magnetic moments, we do not want to prejudice as to which dimensionful quantity—be it Δ or M_N —sets the scale in $c_V^{(-1)}$ to result in a dimension-free coupling \tilde{c}_V . The reason for this caution lies in the fact that the two mass scales Δ and M_N have quite a different intrinsic quark mass dependence of their own (see *e.g.* the lattice simulations given in Ref.[14]), which would then (in higher orders of the calculation) seem to alter the chiral extrapolation curve⁵ depending on which parameterization was used for the leading isovector $N\Delta$ -transition Lagrangian. In order to avoid this ambiguity we therefore choose to work with a dimensionful coupling $c_V \equiv c_V^{(-1)}$, keeping in mind that it carries an intrinsic power of ϵ^{-1} .

One of the motivations given in Ref.[4] that the magnetic $N\Delta$ transition coupling should scale as ϵ^{-1} , whereas the magnetic NN , $\Delta\Delta$ couplings of Eq.(2.6) obey the standard chiral counting rules $\sim \epsilon^0$, was the well known fact that quark model SU(6) symmetry factors relating c_V to the isovector anomalous moment of the nucleon typically underestimate the $\gamma N\Delta$ transition strength by as much as 30% [15]. This observation and the fact that many observables in pion photo-/electroproduction [16] as well as in nucleon Compton scattering [17] crucially depend on a proper treatment of the M1 $\gamma N\Delta$ transition in the chiral effective field theory provide a *physical* motivation for a more prominent role of this important structure, aside from the formal discussion given above.

However, the main reason why we insist on having the magnetic $N\Delta$ -transition to be part of the leading order Lagrangian Eq.(2.8) does not lie in its mere numerical strength. After all the coupling c_V —which only represents the leading term of this transition, taken in the chiral limit—might be substantially different⁶ from the physical M1 $\gamma N\Delta$ transition strength. Even more important from the point of view of the quark mass expansion of the magnetic moments is the fact that this operator—as will be discussed in sections 3,4—produces important non-analytic quark mass dependence in the magnetic moments, which turns out to be essential for a meaningful chiral extrapolation. Nevertheless one cannot

Lagrangians. We refrain from doing so because for the “diagonal” couplings κ_v^0, a_6 this would lead to the peculiar situation that the anomalous (“Pauli”) contribution to the nucleon, delta magnetic moments would come in at leading order, while the $1/M$ suppressed regular (“Dirac”) contribution is generated in subleading order via the non-relativistic reduction.

⁵The counterterms in the chiral effective field theory do of course not depend on the quark masses. However, the problem discussed here arises if one makes the identification between the associated chiral limit parameters (*e.g.* the “bare” nucleon mass M_N^0) and physical quantities (like $M_N = 0.938$ MeV).

⁶The chiral expansion of the M1 $\gamma N\Delta$ transition form factor based on “naive power counting” is analyzed in Refs.[18, 19]. Given that there are three additional counterterms [19] contributing to this transition, we do not have good information on the strength of the coupling c_V at the moment.

proceed at will promoting arbitrary operators into any order of the Lagrangian. One has to show *explicitly* that the resulting effective field theory can still be renormalized. For the specific calculation considered here we demonstrate in the course of this paper that this is indeed the case.

To summarize this central paragraph of our work: As a result of our proposal Eq.(2.8) one obtains a symmetric treatment between the axial and the (iso)vector $N\Delta$ transitions and, accordingly, a modified diagrammatic expansion. The consequences of this procedure for the case of the chiral expansion of the anomalous magnetic moments of the nucleon are the main physics topic of this paper⁷. The chiral (i.e. quark-mass) expansion of any observable is of course not changed by boosting operators into different orders of the effective Lagrangian. However, different expansion schemes can bring in important operators already at lower orders in the calculation, thus making a differing scheme more effective. Before we can go into the calculation, however, we first have to specify some higher order couplings required for a systematic calculations with our modified power-counting.

2.5 N²LO Nucleon Lagrangian

The standard ChPT calculation of the magnetic moments in the heavy baryon limit gives a finite result at leading one-loop order without any counterterm [2]. Allowing for the possibility that the pion-cloud can also fluctuate around an intermediate spin 3/2 baryon requires the introduction of two counterterms proportional to the octet-decuplet mass splitting Δ to be able to renormalize the leading one-loop diagrams in a theory with explicit pion, nucleon and delta degrees of freedom based on “naive power counting”, as was shown in Ref.[21]. Labeling the two corresponding structures D_1 and D_2 , we note that they are related to the couplings B_{28} , B_{29} of Ref.[21] via $D_1 = B_{28}/(4\pi f_\pi)^2$, $D_2 = B_{29}/(4\pi f_\pi)^2$. Here we again prefer the notation involving dimensionful couplings in order to avoid speculating about the underlying mass scale and its inherent quark mass dependence, analogous to our reasoning regarding c_V in section 2.4. As explained in Ref.[21] the introduction of these two couplings is needed for the renormalization of the magnetic γNN vertex function but does not lead to observable consequences, as the two structures are quark mass independent. The finite parts of these couplings can therefore be utilized to guarantee decoupling of the delta resonance in the limit of fixed quark masses and $\Delta \rightarrow \infty$ for any value of the regularization scale λ , as will be discussed in section 3.

If one now moves on and modifies the “naive power counting”—as we propose in Eq.(2.8)—one is not surprised to learn that this also leads to consequences in the *most general* N²LO nucleon counterterm Lagrangian needed to renormalize the leading-one-loop diagrams. For the particular case of our magnetic moment calculations we find—to leading one-loop order—that moving the magnetic $N\Delta$ transition into the leading order Lagrangian as proposed in Eq.(2.8) in general induces four N³LO operators with coupling constants D_3 , D_4 , E_1 , E_2 to

⁷Obviously there are interesting applications of this proposal for calculations of electromagnetic scattering processes [16, 17] in effective field theory which are being explored [20].

LEC	O_i	β_i
D_1	$\Delta i[S^\mu, S^\nu] f_{\mu\nu}^+$	$+c_A^2/(18\pi^2 f_\pi^2)$
D_2	$\Delta i[S^\mu, S^\nu] V_{\mu\nu}^{(s)}$	—
D_3	$\Delta^2 i[S^\mu, S^\nu] f_{\mu\nu}^+$	$-c_A c_V g_A/(27\pi^2 f_\pi^2)$
D_4	$\Delta^2 i[S^\mu, S^\nu] V_{\mu\nu}^{(s)}$	—
E_1	$i[S^\mu, S^\nu] \chi_+^{(s)} f_{\mu\nu}^+$	$+c_A c_V g_A/(36\pi^2 f_\pi^2)$
E_2	$i[S^\mu, S^\nu] \chi_+^{(s)} V_{\mu\nu}^{(s)}$	—

Table 1: N²LO counterterms and their β -functions contributing to the magnetic moments of the nucleon to leading one-loop order.

move down into the N²LO Lagrangian⁸:

$$\begin{aligned}
\mathcal{L}_N^{(3)} = & \bar{N}_v \left\{ D_1 \Delta i[S^\mu, S^\nu] f_{\mu\nu}^+ + D_2 \Delta i[S^\mu, S^\nu] V_{\mu\nu}^{(s)} \right. \\
& + D_3 \Delta^2 i[S^\mu, S^\nu] f_{\mu\nu}^+ + D_4 \Delta^2 i[S^\mu, S^\nu] V_{\mu\nu}^{(s)} \\
& + E_1 i[S^\mu, S^\nu] \chi_+^{(s)} f_{\mu\nu}^+ + E_2 i[S^\mu, S^\nu] \chi_+^{(s)} V_{\mu\nu}^{(s)} \\
& \left. - \frac{1}{8M^2} [[S^\mu, S^\nu] ((1 + 2\kappa_v^0) f_{\mu\sigma}^+ + 2(1 + 2\kappa_s^0) V_{\mu\sigma}^{(s)}) v^\sigma D_\nu + h.c.] + \dots \right\} N_v,
\end{aligned} \tag{2.11}$$

with

$$\chi_+^{(s)} = \frac{1}{2} \text{Tr} \left(\sqrt{U}^\dagger \chi \sqrt{U}^\dagger + \sqrt{U} \chi^\dagger \sqrt{U} \right). \tag{2.12}$$

Note that in the following we work in the isospin limit $m_u = m_d = \hat{m}$ and therefore only need to consider the isoscalar component of χ_+ . Throughout this calculation we utilize dimensional regularization and denote the resulting infinities by the quantity L spelled out in Appendix A. All six counterterms then have the generic structure

$$\mathcal{L}_N^{c.t.} = C_i \bar{N}_v O_i^{(3)} N_v, \tag{2.13}$$

with $C_i = C_i^r(\lambda) + \beta_i 16\pi^2 L$ and the associated β -functions given in Table 1. We observe that the four counterterms can be separated into a scale (λ) dependent finite and an infinite part. Once more we want to stress that based on “naive powercounting” one would not expect to find the local operators associated with D_3 , D_4 , E_1 , E_2 among the terms of the N²LO Lagrangian, as their structures $\chi_+^{(s)}$ and $f_{\mu\nu}^+$, respectively $V_{\mu\nu}^{(s)}$ scale as $\sim \epsilon^2$ each in standard counting. In contrast to the coupling c_V —which, in the previous section, has been attributed an intrinsic power ϵ^{-1} due to its importance— D_3 , D_4 , E_1 and E_2 obtain their

⁸In order to construct a complete set of N²LO nucleon counterterms required to renormalize all possible 1-loop graphs involving pions, nucleons and deltas in the presence of arbitrary external fields for the here proposed new form of the leading order $N\Delta$ transition Lagrangian Eq.(2.8), one would have to perform a new one-loop renormalization analysis for single nucleon processes as for example done in Ref.[22], which is beyond the scope of this article.

intrinsic power of ϵ^{-1} solely by the requirement that every effective field theory based on the most general chiral Lagrangian should be renormalizable, independent of the particular organization of the perturbative expansion. Following the notation of section 2.4 we therefore write

$$\begin{aligned} E_1 &\equiv E_1^{(-1)} ; & E_2 &\equiv E_2^{(-1)} , \\ D_3 &\equiv D_3^{(-1)} ; & D_4 &\equiv D_4^{(-1)} , \end{aligned} \tag{2.14}$$

rendering the structures $\left[D_3^{(-1)} \Delta^2 f_{\mu\nu}^+ \right]$, $\left[D_4^{(-1)} \Delta^2 V_{\mu\nu}^{(s)} \right]$, $\left[E_1^{(-1)} \chi_+^{(s)} f_{\mu\nu}^+ \right]$ and $\left[E_2^{(-1)} \chi_+^{(s)} V_{\mu\nu}^{(s)} \right]$ to scale as $\sim \epsilon^3$, in accordance with the power of the N²LO nucleon Lagrangian.

Finally, we comment on the observation that three of the six β -functions in Table 1 are zero, suggesting that three counterterms would be sufficient to renormalize the magnetic moments to leading one-loop order. We note, however, that this simplification only occurs for our special choice of representation of the chiral field strength tensors given in Eq.(2.6). In the (more widely used) conventions of Ref.[12]—which encode the chiral field strength tensors as $F_{\mu\nu}^+ \equiv f_{\mu\nu}^+ + 2V_{\mu\nu}^{(s)}$ and $\text{Tr}(F_{\mu\nu}^+) \equiv 4V_{\mu\nu}^{(s)}$ —one would require six counterterms with non-zero β -functions. Another reason for our retaining of D_2 , D_4 , E_2 in the N²LO Lagrangian Eq.(2.11) lies in the fact that we want to treat the (unknown) short distance physics⁹ in the isoscalar and the isovector sector of the theory in a symmetric fashion. With these remarks we close our discussion on the required chiral Lagrangians and move on to the details of the calculation.

3 The Calculation

At first glance the reader may wonder why we present yet another calculation for the baryons' magnetic moments, as this topic is probably the best studied one in the field of chiral effective field theories. The leading non-analytic quark mass dependence is known since the 1970s [23], calculations with (octet) meson and (octet) baryon degrees of freedom were pioneered in baryon ChPT in the late 1980s [24], the advent of heavy baryon techniques brought about many more calculations throughout the 1990s, including the first studies with intermediate decuplet baryons [25]. An overview of some recent calculations and references can be found in [26].

When we present our leading-one-loop results for the anomalous magnetic moments of the nucleon arising from nucleon, delta and pion degrees of freedom as given by the diagrams in Fig.1 and the corresponding amplitudes in Appendix A, we do *not* claim that we have calculated any new contributions previously not considered in the literature. In fact, Ref.[25] contains even more one-loop diagrams than we consider here. We point out that the underlying philosophy between our work and for example Ref.[25] is a different one. In [25] the authors have calculated all possible one-loop topologies contributing to the magnetic moments based on the *leading* photon and meson couplings to octet/decuplet baryons. In

⁹It also turns out that—for the case of 2 flavors considered here— E_2 provides the leading quark mass dependence in the isoscalar sector, see section 6.

this work our powercounting—as discussed in section 2—establishes a hierarchy among the one-loop diagrams, selecting the ones given in Eq.(A.1) to be leading-one-loop ($\equiv \mathcal{O}(\epsilon^3)$) and dictates the structure of counterterms to be included at this order (c.f. Eq.(2.11)). Given that we spent the first part of this paper arguing for a “modified powercounting” it should be obvious that chiral effective field theory for low energy baryon properties does not possess one unique perturbative expansion parameter like α_{QED} in Quantum Electrodynamics. Due to the complex structure of the low energy hadron spectrum and the many different scales involved several counting approaches have to be explored, our proposal in Eq.(2.8) is only one possibility, albeit a well-motivated one. Ultimately the success in describing phenomena determines which expansion scheme really is “effective”. With this in mind we point out that our leading-one-loop calculation of the anomalous magnetic moments of the nucleon depends on only a few structures and parameters, providing some “predictive” power with respect to the few lattice data available at the moment. This will be discussed in the upcoming subsections. Of course it is possible to push the calculation to one higher order ($\equiv \mathcal{O}(\epsilon^4)$) [27], which formally includes 35 extra diagrams, containing the remaining ones of Ref.[25] as well as some new ones¹⁰. On the other hand, at $\mathcal{O}(\epsilon^4)$ one encounters at least four additional unknown couplings, making the comparison to lattice data more strenuous, so we defer it to a later stage [27].

The NLO calculation discussed here proceeds in a straightforward manner, the results can be found in Appendix A. To the order we are working 10 one loop topologies displayed in Fig.1 have to be analyzed—of which only 4 yield non-zero results (c.f. Appendix A). We note that the isovector $N\Delta$ -transition coupling c_V discussed in the previous section contributes to two of the loop diagrams. We utilize dimensional regularization¹¹ throughout, the β -functions of the six counterterms are given in Table 1. The finite parts of the counterterms $E_1^r(\lambda)$, $E_2^r(\lambda)$ will be left as free parameters and fixed from lattice data in section 5. However, as already indicated in section 2.5, matters are different in the case of D_i^r , $i = 1, \dots, 4$: The infinite parts of these four counterterms are utilized to cancel divergences $\sim \Delta L$ and $\sim \Delta^2 L$ (c.f. Table 1). The finite parts of these four structures cannot be observed separately from the chiral limit structures κ_v^0 , κ_s^0 . As suggested in Ref.[21], one can make use of this freedom in implementing decoupling of the Delta resonance, *e.g.* we demand that the theory with explicit delta degrees of freedom transforms itself into a theory with just pion and nucleon degrees of freedom in the limit $\Delta \rightarrow \infty$ (for fixed quark masses). This implies, for example, that all quark mass independent polynomial structures in Δ must vanish, for any value of the chosen regularization scale λ . With the results from Appendix A we find that the assignment

$$\begin{aligned} D_1^r(\lambda) &= \frac{c_A^2}{36\pi^2 f_\pi^2} \left\{ 2 \log \left(\frac{2\Delta}{\lambda} \right) - \frac{5}{3} \right\} , \\ D_2^r(\lambda) &= 0 , \end{aligned}$$

¹⁰At $\mathcal{O}(\epsilon^4)$ one also has to take into account the first $1/M$ corrections to the axial NN and $N\Delta$ vertices, *e.g.* see [6].

¹¹For recent work analyzing the magnetic moments of the octet baryons employing lattice regularization methods see Ref.[28].

$$\begin{aligned}
D_3^r(\lambda) &= \frac{c_{ACV}g_A}{27\pi^2 f_\pi^2} \left\{ \frac{1}{6} - \log \frac{2\Delta}{\lambda} \right\}, \\
D_4^r(\lambda) &= 0,
\end{aligned}
\tag{3.1}$$

satisfies the condition of vanishing polynomial structures. The decoupling of the Delta resonance achieved by this choice can be best seen in the limit $m_\pi/\Delta \rightarrow 0$, which we discuss in section 4.2.2. After these technical comments we finally proceed to the physical results.

4 Analytic Results

4.1 General Remarks

We now turn to the quark mass dependence of the proton and neutron magnetic moments, μ_p and μ_n . Two remarks are in order at this point. First, we note that the chiral corrections concern only the anomalous parts κ_p , κ_n of the magnetic moments

$$\mu_p = 1 + \kappa_p, \quad \mu_n = \kappa_n. \tag{4.1}$$

Second, the chiral corrections affect the isovector and isoscalar anomalous magnetic moments of the nucleon κ_v , κ_s quite differently. We therefore discuss our results in the isospin basis defined by

$$\kappa_v = \kappa_p - \kappa_n, \quad \kappa_s = \kappa_p + \kappa_n. \tag{4.2}$$

Both κ_v and κ_s are functions of the isospin averaged quark mass¹² $\hat{m} = (m_u + m_d)/2$ and of the chiral condensate parameter B_0 . These two quantities are combined to form the leading order term in the quark mass expansion of the (squared) pion mass. One finds [8]

$$m_\pi^2 = 2\hat{m}B_0 \{1 + O(\hat{m}B_0)\}, \tag{4.3}$$

which to leading order corresponds to the well-known Gell-Mann, Oakes, Renner relation [29]. Changing the value of the light quark mass \hat{m} (in a numerical simulation of QCD) therefore leads to a quadratic change of the pion mass (modulo higher order corrections). In the following we present our results as functions of m_π . When comparing a magnetic moment calculation performed in a chiral effective field theory to lattice QCD data, one therefore requires these data as a function of the mass of the lowest lying 0^- boson in the simulation, which is identified as the corresponding lattice pion. It is understood, that both the pion mass and the associated nucleon magnetic moment simulation are performed with identical lattice parameter input. Such correlated lattice results have been reported in the literature [3] and we will discuss them in section 5. Here we focus on the analytic results.

¹²In addition to neglecting all effects from strong isospin breaking—i.e. the $m_u - m_d$ mass difference—we also do not consider electromagnetic corrections arising from the different charges of the light u and d quarks. All other quarks taken to be infinitely heavy and are effectively integrated out of the theory.

4.2 Isovector Anomalous Magnetic Moment

4.2.1 Analytic Results to leading one-loop order

All results presented in this section can be directly read off from the amplitudes shown in Appendix A, referring to the relevant Feynman diagrams shown in Fig.1. . The NLO result of SU(2) non-relativistic (“heavy”) baryon ChPT with only pion and nucleon degrees of freedom (in the following denoted as case *A*) reproduces the well-known [23] leading non-analytic quark mass correction to the isovector anomalous magnetic moment of the nucleon

$$\kappa_v^A = \kappa_{v,A}^0 - \frac{g_A^2 m_\pi M}{4\pi f_\pi^2} + N^2 LO . \quad (4.4)$$

The standard power-counting of heavy baryon ChPT tells us that to NLO this result originates from graphs a) ... e) of Fig.1. All other contributions are relegated to higher order corrections¹³.

Recently the chiral corrections to κ_v have also been evaluated to NLO in the SU(2) Small Scale Expansion approach [21], which includes explicit pion, nucleon and delta degrees of freedom (in the following denoted as case *B*). With the additional counting prescription for the finite scale Δ (c.f. section 2.1), this calculation follows the standard (“naive”) power counting rules of baryon ChPT and thus only includes the coupling c_A in the $N\Delta$ transition Lagrangian of Eq.(2.8):

$$\begin{aligned} \kappa_v^B = & \kappa_{v,B}^0 - \frac{g_A^2 m_\pi M}{4\pi f_\pi^2} \\ & + \frac{2c_A^2 \Delta M}{9\pi^2 f_\pi^2} \left\{ \sqrt{1 - \frac{m_\pi^2}{\Delta^2}} \log [R(m_\pi)] + \log \left[\frac{m_\pi}{2\Delta} \right] \right\} + N^2 LO , \end{aligned} \quad (4.5)$$

with

$$R(m_\pi) = \frac{\Delta}{m_\pi} + \sqrt{\frac{\Delta^2}{m_\pi^2} - 1} . \quad (4.6)$$

To NLO this result originates from graphs a) ... i) of Fig.1, all other contributions are again relegated to higher orders.

Now we present the chiral corrections to κ_v calculated to NLO in our modified scheme (in the following denoted as case *C*). In contrast to the calculation of Ref.[21], we use the modified leading order nucleon-delta transition Lagrangian Eq.(2.8) which includes c_V —the leading term of the isovector $\gamma N\Delta$ M1 transition—as well as the induced additional N²LO

¹³The same calculation performed to NLO in relativistic baryon ChPT is discussed in Appendix B. It contains many more structures which are part of the higher order corrections in the heavy baryon approach discussed here.

counterterm E_1 of Eq.(2.11), required for renormalization of the extra one-loop graphs involving c_V . We obtain

$$\begin{aligned}
\kappa_v^C &= \kappa_{v,C}^0 - \frac{g_A^2 m_\pi M}{4\pi f_\pi^2} \\
&+ \frac{2c_A^2 \Delta M}{9\pi^2 f_\pi^2} \left\{ \sqrt{1 - \frac{m_\pi^2}{\Delta^2}} \log [R(m_\pi)] + \log \left[\frac{m_\pi}{2\Delta} \right] \right\} \\
&- 8E_1(\lambda) M m_\pi^2 + \frac{4c_A c_V g_A M m_\pi^2}{9\pi^2 f_\pi^2} \log \left[\frac{2\Delta}{\lambda} \right] \\
&+ \frac{4c_A c_V g_A M m_\pi^3}{27\pi f_\pi^2 \Delta} \\
&- \frac{8c_A c_V g_A \Delta^2 M}{27\pi^2 f_\pi^2} \left\{ \left(1 - \frac{m_\pi^2}{\Delta^2}\right)^{3/2} \log [R(m_\pi)] + \left(1 - \frac{3m_\pi^2}{2\Delta^2}\right) \log \left[\frac{m_\pi}{2\Delta} \right] \right\} \\
&+ N^2 LO .
\end{aligned} \tag{4.7}$$

This NLO result arises from the graphs displayed in Fig.1. We note that very few diagrams, of which only 5 are non-zero (c.f. Appendix A) to this order, produce such an intricate quark mass dependence in κ_v , making the modified scheme proposed here very effective in calculating chiral corrections for electromagnetic quantities. Before we study the quantitative differences in the chiral corrections to κ_v between schemes A, B and C , we first draw a qualitative picture of the extra physics contained in scheme C . For a proper comparison we therefore move on to a discussion concerning the chiral limit.

4.2.2 Chiral Limit Results

For completeness we show here the chiral limit results of the three different effective field theory calculations for κ_v discussed above—all calculated to NLO accuracy by Taylor expansions of Eqs.(4.4,4.5,4.7):

$$\begin{aligned}
\kappa_v^A|_{NLO} &= \kappa_{v,A}^0 - \frac{g_A^2 M}{4\pi f_\pi^2} m_\pi \\
\kappa_v^B|_{NLO} &\approx \kappa_{v,B}^0 - \frac{g_A^2 M}{4\pi f_\pi^2} m_\pi + m_\pi^2 \left[-\frac{c_A^2 M}{18\pi^2 f_\pi^2 \Delta} + \frac{c_A^2 M}{9\pi^2 f_\pi^2 \Delta} \log \left(\frac{m_\pi}{2\Delta} \right) + N^2 LO \right] \\
&+ m_\pi^3 [0 + N^2 LO] + m_\pi^4 \left[\frac{c_A^2 M}{144\pi^2 f_\pi^2 \Delta^3} + \frac{c_A^2 M}{36\pi^2 f_\pi^2 \Delta^3} \log \left(\frac{m_\pi}{2\Delta} \right) + N^2 LO \right] + \dots \\
\kappa_v^C|_{NLO} &\approx \kappa_{v,C}^0 - \frac{g_A^2 M}{4\pi f_\pi^2} m_\pi \\
&+ m_\pi^2 \left[-\frac{c_A^2 M}{18\pi^2 f_\pi^2 \Delta} + \frac{c_A^2 M}{9\pi^2 f_\pi^2 \Delta} \log \left(\frac{m_\pi}{2\Delta} \right) \right. \\
&\quad \left. - 8E_1(\lambda) M + \frac{4c_A c_V g_A M}{9\pi^2 f_\pi^2} \log \left(\frac{2\Delta}{\lambda} \right) + \frac{2c_A c_V g_A M}{27\pi^2 f_\pi^2} + N^2 LO \right]
\end{aligned}$$

$$\begin{aligned}
& +m_\pi^3 \left[\frac{4c_A c_V g_A M}{27\pi f_\pi^2 \Delta} + N^2 LO \right] \\
& +m_\pi^4 \left[\frac{c_A^2 M}{144\pi^2 f_\pi^2 \Delta^3} + \frac{c_A^2 M}{36\pi^2 f_\pi^2 \Delta^3} \log\left(\frac{m_\pi}{2\Delta}\right) - \frac{c_A c_V g_A M}{12\Delta^2 \pi^2 f_\pi^2} + \frac{c_A c_V g_A M}{9\Delta^2 \pi^2 f_\pi^2} \log\left(\frac{m_\pi}{2\Delta}\right) \right. \\
& \quad \left. + N^2 LO \right] \\
& + \dots
\end{aligned} \tag{4.8}$$

First we observe that schemes B and C produce a whole string of terms proportional to m_π^n . We note that all these terms—with exception of the chiral limit couplings κ_v^0 —do occur *at the same NLO order* in the chiral powercounting. They just represent the first few terms of an infinite Taylor series in m_π arising from the chiral limit expansion of the logarithms in Eqs.(4.5,4.7). We note that *all* these Taylor coefficients starting from m_π^2 will receive corrections at N²LO and higher orders. One also observes that the decoupling of the Delta resonance as discussed in section 3 is manifest¹⁴ in Eq.(4.8), based on the counterterm prescription given in Eq.(3.1).

One can now clearly see that the power counting of scheme C incorporates the first four terms in the chiral expansion of κ_v already at NLO. Specifically, we note that the structures proportional to m_π^3 are absent to this order¹⁵ in schemes A and B. In the traditional expansion scheme A of Heavy Baryon ChPT such terms could only be generated at N^3LO (i.e. at the two-loop level), thus making the explicit calculation of such terms extremely prohibitive. The analytic results presented here and in the previous section are completely general. In order to produce chiral extrapolation functions for the magnetic moments which connect lattice data to the physical worldline and even to the chiral limit we now move on into the numerical analysis of the results presented so far.

5 Numerical Results

5.1 General Remarks

In principle all couplings and masses—aside from m_π —occurring in Eqs.(4.4,4.5,4.7) are to be taken at their values in the chiral limit. However, for most of them the chiral limit values are only poorly known. On the other hand, the difference between the values taken at $m_\pi = 0$ and the physical values of the couplings is of higher order, allowing us to resort to physical parameters—given in Table 2—in those cases where we have only limited information.

We note that to the order we are working the nucleon mass M is not really a parameter occurring in the calculation, as can be easily seen from Eq.(A.1). Accordingly, an overall M can be factored out on the right hand side of Eqs.(4.4,4.5,4.7). The scale M is just a convention to obtain magnetic moments in units of nuclear magnetons ([n.m.]) [32]. For

¹⁴The logarithmic scale dependence $\sim \log \Delta/\lambda$ in Eq.(4.8) retains the information about the existence of the delta resonance in the decoupling limit $\Delta \rightarrow \infty$. Decoupling is presumably already achieved for finite Δ if $\Delta \geq \Lambda_\chi$, where Λ_χ denotes the chiral symmetry breaking scale.

¹⁵Structures $\sim m_\pi^3$ are also generated at NLO in relativistic Baryon ChPT, as discussed in Appendix B.

Parameter	Physical Value
g_A	1.267
c_A	1.125
f_π	0.0924 GeV
M	0.9389 GeV
$\Delta \equiv Re[M_\Delta] - M$	0.2711 GeV

Table 2: Input parameters used in this work. With “physical value” we denote their magnitudes at the point where the lowest lying Goldstone boson in the theory has the mass of 138 MeV and is identified with the pion. The physical meaning of these parameters is explained in section 2. The nucleon and pion masses are taken as isospin-averaged.

the axial coupling constant g_A of the nucleon we use its physical value [32]. Not much is known about its value in the chiral limit g_A^0 , but recent lattice data suggest that the quark mass dependence of this quantity is rather flat [33]. For the pion decay constant we utilize its physical value [2], as the difference to f_π^0 is known to be only a few percent [8]. In order to fix the parameter Δ —representing the nucleon-delta mass splitting—we employ the dispersion theoretical analysis of Ref.[34] to obtain the real part of the complex delta mass $M_\Delta = (1211 - i50)$ MeV. Recent lattice simulations discussed in [14] suggest that Δ also has a rather weak quark mass dependence. Finally, we fix the leading axial $N\Delta$ coupling constant c_A by reproducing the imaginary part¹⁶ of the delta mass given in Ref.[34]. Unfortunately the quark mass dependence of the axial $N\Delta$ couplings is not known. We therefore *assume* that the physical value for c_A constitutes a decent approximation for c_A^0 .

If it turns out that some aspects of the reasoning presented here do not hold, then the other couplings—which are directly fitted to the lattice data in the upcoming two sections—have to compensate for any wrong assignments. We consider this issue to be only a temporary problem. As soon as more low mass lattice data for a variety of nucleon structure operators become available, one can fit all parameters directly to lattice data.

5.2 Numerical Analysis of Schemes A and B

We first discuss the numerical results for schemes A and B. With most of the parameters of Eqs.(4.4,4.5) determined from known physical quantities (resulting values are shown in Table 2), it is clear that we have one unknown to fit in each case, $\kappa_{v,A}^0$ and $\kappa_{v,B}^0$. One quickly realizes that neither one of the two extrapolation functions provides an m_π -dependence that is compatible with the lattice data discussed in [3]. We therefore decide to fit $\kappa_{v,A}^0$ and $\kappa_{v,B}^0$ in such a way that we reproduce the physical $\kappa_v = 3.706$ [n.m] [32] for $m_\pi \rightarrow 0.138$ GeV. The result of scheme A (NLO HBChPT, Eq.(4.4)) is shown in Fig.2 by the dashed curve, whereas scheme B (NLO SSE, Eq.(4.5)) is represented by the dot-dashed curve. While both curves

¹⁶The value of c_A given in Table 2 corresponds to a strong decay width of $\Gamma_\Delta = 100$ MeV [34]. We note that the delta properties given in Ref.[34] are evaluated at the T-matrix pole.

show a rather similar chiral limit behavior, they must be considered inadequate for $m_\pi > 400$ MeV, as they even change sign in this region¹⁷. In fact, the NLO extrapolations shown in Fig.2 provide such a poor m_π -dependence compared to the lattice data, that a (hypothetical) NⁿLO higher order calculation in scheme A or B which might be more compatible with the data shown in Fig.2 would constitute such a large correction to the NLO result presented here, that one would have to worry about the “convergence properties” of the respective expansion scheme. To summarize our discussion on the numerics for schemes A and B we conclude that even future higher order calculations in these two approaches presumably can only describe the m_π -dependence of the isovector anomalous magnetic moment for $m_\pi < 400$ MeV, making the comparison with lattice data impossible for the moment. We also note that the relativistic version of scheme A discussed in appendix B seems to work well out to $m_\pi \approx 500$ MeV, as shown by the solid line in Fig.2.

5.3 Numerical Analysis of Scheme C

The situation is more complicated for the NLO result of scheme C (Eq.(4.7)), where—at a given scale λ —we have, in principle, 7 parameters to deal with:

$$\kappa_{v,C}^0, g_A^0, f_\pi^0, c_A^0, \Delta_0, E_1^r(\lambda), c_V^0. \quad (5.1)$$

Ideally, we would fit these parameters to lattice QCD simulations of the isovector anomalous magnetic moment for $m_\pi \leq 600$ MeV¹⁸. However, at the moment the data situation does not allow fits in this parameter range [3]. Based on our estimate regarding the applicability of leading-one-loop calculations in chiral effective field theories we could just stop here with our analysis and wait for future simulations at smaller quark masses before we continue to discuss the extrapolation curve given by Eq.(4.7). However, *we observe that the lattice data discussed in Ref.[3] are basically flat or at most weakly dependent on m_π in the range $600 \text{ MeV} < m_\pi < 1 \text{ GeV} \approx \Lambda_\chi$ (c.f. Fig.2).* This observation leads us to the following hypothesis:

If the extrapolation function of a chiral effective field theory calculation contains sufficient quark mass dependent structures to yield such a “plateau” as suggested by the lattice data in this mass range, then the higher order corrections—though formally large ($\sim (m_\pi/\Lambda_\chi)^n$) for $m_\pi > 600 \text{ MeV}$ —are presumably small, as they cannot deviate much from the plateau to which the extrapolation curve is fitted.

The “weak” mass dependence of the lattice data for large quark masses in this view acts as “boundary condition” for the chiral extrapolation function, constraining the extrapolation to small quark masses more efficiently than expected from a chiral powercounting for individual polynomial structures. Obviously a necessary condition for this hypothesis to

¹⁷Even when loosening our input provided by Table 2, by allowing the (chiral limit) parameters of Eqs.(4.4,4.5) to be slightly different from the physical values shown in Table 2, the qualitative picture in Fig.2 does not change.

¹⁸We take this “naive guess” on the range of applicability of a leading-one-loop calculation based on the success of chiral effective field theory for predicting virtual Compton scattering cross sections on a nucleon at three momentum transfer $|\vec{q}| \sim 600 \text{ MeV}$ [35].

make sense is the requirement that the resulting extrapolation curve compares reasonably well with the empirical value for κ_v at $m_\pi = 138$ MeV.

With this hypothesis in mind we now leave the secure realm of chiral effective field theory and attempt to find a set of numerical values for the parameters in list 5.1 that is consistent with the lattice data of Ref.[3] in the range $600 \text{ MeV} < m_\pi < 1 \text{ GeV}$ and still gives a meaningful “prediction” for κ_v at $m_\pi = 138$ MeV. To pursue this program we employ the following philosophy: We determine the number of degrees of freedom that can be fixed from lattice data for effective pion masses $m_\pi < \Lambda_\chi \approx 1 \text{ GeV}$. For the correlated (κ, m_π) lattice data given in [3] it turns out that this number is three¹⁹. We then pick the corresponding number of couplings from list 5.1 according to the following principles:

- 1) Couplings for which we have no other physical information available.
- 2) Couplings for which we expect a significant difference between the physical and the chiral limit value.

Based on the first argument we pick $\kappa_{v,C}^0$ and $E_1^r(\lambda)$ from list 5.1. This leaves us with one more parameter that we can constrain from lattice data. Based on argument two, we choose c_V , the leading coupling of the magnetic M1 $\gamma N\Delta$ transition in the chiral limit introduced in Eq.(2.8). Indeed at the physical point one expects sizable complex-valued corrections to this transition from the pion cloud of the nucleon [18, 19] (as well as interference from three additional higher order couplings [19]). The remaining four couplings— $g_A^0, c_A^0, f_\pi^0, \Delta_0$ —are taken at their physical values g_A, c_A, f_π, Δ , as given by Table 2, in complete analogy to the procedure in schemes A and B discussed in the previous section. The induced quark mass difference is again considered to be part of the $N^n\text{LO}$, $n \geq 2$ corrections in Eq.(4.7). Next we utilize the three lattice points of Ref.[3] together with the parameters given in Table 2 as input and generate—at a chosen scale²⁰ λ —numerical estimates for the three unknown parameters $\kappa_{v,C}^0, E_1^r(\lambda)$ and c_V shown in Table 3. The resulting couplings are of reasonable size²¹ and produce the chiral extrapolation curve of scheme C shown in Fig.3. The full curve is obtained by fixing the three couplings from the central values of the lattice data [3], whereas the dotted curves indicate the error band resulting from the errors of the lattice data [38]. For large pion masses the curve reproduces—by construction—the nearly flat behavior suggested by the lattice data, whereas for low masses ($m_\pi < 400$ MeV) one observes considerable curvature. Surprisingly the curves extrapolate rather well into the low mass region, as indicated by the full circle representing the physical κ_v .

¹⁹There are actually four lattice points below 1 GeV discussed in [3], based on the simulations of Refs.[36, 37]. However, the two points around $m_\pi = 800$ MeV are only separated by 5 MeV, effectively only providing one degree of freedom for the fit.

²⁰The chiral extrapolation curves shown in Figs.2-7 do of course not depend on the choice of λ .

²¹It turns out that the radiative decay width of $\Delta(1232)$ estimated from the fitted value of Table 3 is by a factor of 4 smaller than the number given in [32]. Either this means that the properties of the magnetic $\gamma N\Delta$ transition are really substantially different in the chiral limit than at the physical point, or that there are significant higher order corrections which get lumped into an averaged number for c_V . This issue can only be decided in an $N^2\text{LO}$ analysis [27].

Parameter	$\lambda = 0.77 \text{ GeV}$	$\lambda = 1 \text{ GeV}$
$\kappa_{v,C}^0$	$+5.1 \mp 0.4$	$+5.1 \mp 0.4$
c_V^0	$-(2.26 \pm 0.06) \text{ GeV}^{-1}$	$-(2.26 \pm 0.06) \text{ GeV}^{-1}$
$E_1^r(\lambda)$	$-(4.4 \pm 0.1) \text{ GeV}^{-3}$	$-(3.85 \pm 0.1) \text{ GeV}^{-3}$
$\kappa_{s,C}^0$	-0.11	-0.11
$E_2^r(\lambda)$	$+0.074 \text{ GeV}^{-3}$	$+0.074 \text{ GeV}^{-3}$

Table 3: Values of the three isovector and two isoscalar parameters obtained from fitting to the lattice data of Ref.[3] for different values of the regularization scale λ , using as additional input the parameters displayed in Table 2.

One can now ask the question “how large is the isovector anomalous magnetic moment κ_v in a world where the lattice pion mass is 138 MeV ?” Given that this piece of information was not used in determining the parameters in Tables 2 and 3, we obtain—via Eq.(4.7)—the “prediction”

$$\kappa_v|_{m_\pi \rightarrow 138 \text{ MeV}} = 3.5 \pm 0.4 \text{ [n.m.]}. \quad (5.2)$$

This does not seem to be a great achievement, given the experimental accuracy to which the anomalous magnetic moments of proton and neutron are known ($\kappa_v^{exp.} = 3.706 \dots$ [n.m.] [32]). However, it is by no means obvious that our chiral extrapolation should come anywhere close to the experimental number in view of the rather large extrapolation range, the sizable error bars of the lattice data, the non-negligible curvature required for a successful extrapolation to small quark masses and the large associated mass scales of the lattice pion. We therefore consider the result of Eq.(5.2) a rather surprising success. Along the same lines one can also determine the isovector anomalous magnetic moment of the nucleon in the chiral limit. We obtain the prediction

$$\kappa_v|_{m_\pi \rightarrow 0} = 5.1 \pm 0.4 \text{ [n.m.]}, \quad (5.3)$$

i.e. we find a significant enhancement over the value at the physical point. We note that it is the coupling of the nucleon’s pion cloud to the external electromagnetic field applied to probe the strength of the nucleon’s magnetic moment, that is responsible for this reduction in κ_v when one slowly increases the quark masses from 0 to about 8 MeV. Diagrammatically this effect is best displayed by diagram d) in Fig.1, which provides the bulk of the effect and corresponds to the Caldi-Pagels term displayed in Eq.(4.4).

Ultimately the hypothesis formulated above about the applicability of Eq.(4.7) into the realm of $m_\pi > 600 \text{ MeV}$ due to suspected strong cancellations among the higher order corrections can only be tested once the N²LO corrections are fully calculated and analyzed [27], but the non-trivial physical and chiral limit predictions given by Eqs.(5.2,5.3) look rather promising in this respect. We now proceed to the (numerical) chiral limit discussion, which will provide some insight into the dynamical origin of the successful extrapolation function of scheme C generated in this section.

5.4 Numerical Analysis of the Chiral Limit

In this section we discuss the interplay between the various contributions to κ_v by looking at the chiral limit expansion of all three schemes discussed in section 4.2.2. With Tables 2 and 3 we obtain

$$\begin{aligned}
\kappa_v^A[n.m.]|_{NLO} &= 5.645 - \frac{14.05}{GeV} m_\pi \\
\kappa_v^B[n.m.]|_{NLO} &\approx 5.859 - \frac{14.05}{GeV} m_\pi + \frac{m_\pi^2}{GeV^2} \left(0.6480 + 5.780 \log \frac{m_\pi}{GeV} \right) \\
&\quad + \frac{m_\pi^4}{GeV^4} \left(16.95 + 19.66 \log \frac{m_\pi}{GeV} \right) + \dots \\
\kappa_v^C[n.m.]|_{NLO} &\approx 5.109 - \frac{14.05}{GeV} m_\pi + \frac{m_\pi^2}{GeV^2} \left(36.63 + 5.780 \log \frac{m_\pi}{GeV} \right) \\
&\quad - 61.63 \frac{m_\pi^3}{GeV^3} + \frac{m_\pi^4}{GeV^4} \left(24.43 - 34.61 \log \frac{m_\pi}{GeV} \right) + \dots, \quad (5.4)
\end{aligned}$$

which leads to the following observations:

- 1) These approximate formulae only hold for pion masses below 400 MeV. For detailed numerical studies one should use the formulae of Eq.(4.7) which contain the full analytic structure.
- 2) These formulae display Taylor coefficients of a series in m_π^n . There is no hierarchy in these numbers in the sense that coefficients for small values of n are larger than the ones for high values of n . As already explained in section 4.2.2, these coefficients just arise from Taylor expanding the logarithms of Eqs.(4.4,4.5,4.7). All the structures—except for the quark mass independent leading terms—displayed in Eq.(5.4) are in fact *part of the same chiral order* (NLO) in their respective expansion schemes A, B and C. It is therefore not meaningful to look for “convergence” in this representation of the quark mass expansion of the magnetic moments. Convergence will be studied by calculating the N²LO corrections to Eqs.(4.4,4.5,4.7), Taylor expanding the full result as done here and then *comparing by what amount the individual Taylor coefficients displayed in Eq.(5.4) have changed when one moves from NLO to N²LO accuracy*. At present the N²LO analyses in schemes B and C do not exist yet [27]. As indicated in section 3 they involve several new unknown couplings, therefore a detailed evaluation can only take place if more lattice data (preferably at smaller quark masses) become available in the correlated (κ, m_π) representation employed here.
- 3) Eq.(5.4) gives a good idea why scheme C is so much more effective than scheme B with its “naive power counting”. The extra structure $\sim m_\pi^3$ actually carries a rather large coefficient²² and also the terms $\sim m_\pi^2$ are significantly enhanced in C. As can be seen from Eq.(4.8), both structures are intimately connected with the isovector

²²For a discussion of these structures in leading-one-loop relativistic baryon ChPT we refer to Appendix B.

$N\Delta$ transition governed by c_V and the induced counterterm E_1 . Given that these two couplings have such a strong impact on the quadratic and the cubic term in the chiral expansion, our proposal of Eq.(2.8) seems well justified.

With these remarks we close our discussion on the chiral extrapolation function of the isovector anomalous magnetic moment and move on to the isoscalar sector.

6 Isoscalar Anomalous Magnetic Moment

In contrast to the isovector anomalous magnetic moment, there is hardly any quark mass dependence for the isoscalar anomalous magnetic moment of the nucleon at NLO in chiral effective field theory calculations. In the three schemes discussed above one finds

$$\begin{aligned}\kappa_s^A &= \kappa_{s,A}^0 + 0 + N^2 LO \\ \kappa_s^B &= \kappa_{s,B}^0 + 0 + N^2 LO \\ \kappa_s^C &= \kappa_{s,C}^0 - 8 E_2 M m_\pi^2 + N^2 LO .\end{aligned}\tag{6.1}$$

Only scheme C shows any dependence on the quark masses to this order [4]. We observe that this quark mass dependence is not related to chiral dynamics but solely arises from an internal quark mass dependence of the core/bare spin 1/2 nucleon. Its origin (and the strength of the associated counterterm E_2) is therefore outside the range of the effective field theory.

An extrapolation of the isoscalar moment data to smaller quark masses analogous to the one in the isovector sector is therefore unreliable at this order. Moreover, due to the smallness of the isoscalar anomalous magnetic moment and the correspondingly large error bars of the lattice simulation reported in [3], we must conclude that at present extrapolations in the isoscalar sector are not feasible. Fig.4 summarizes the lattice data situation for pion masses below 1 GeV. The curve shown in this figure is obtained by fitting $\kappa_{s,C}^0$ and E_2 to the physical value and to the lattice point at $m_\pi = 800$ MeV. The resulting fit parameters are given in Table 3. Our result in the isoscalar sector therefore is not meant as an extrapolation but at the moment merely serves as a “best guess” (within scheme C) for the quark mass dependence in κ_s . Nevertheless we have to utilize this result later when we compare with the Pade fits of the Adelaide group for the magnetic moments of proton and neutron.

Finally, we briefly comment on the leading quark mass dependence to the isoscalar anomalous magnetic moment of the nucleon, that *does* arise from chiral dynamics. It is known that at the one-loop level one obtains a contribution if one extends the theory to the case of three active flavors—SU(3) Baryon ChPT—with quark masses (\hat{m}, m_s) . For the leading non-analytic quark mass dependence in a theory with only octet mesons and octet baryons as active degrees of freedom—corresponding to scheme A in the SU(2) sector—one finds [23]

$$\kappa_s^{SU(3)} = \kappa_s^0 - \frac{M_N m_K}{24\pi F_\pi^2} (5D^2 - 6DF + 9F^2) + N^2 LO ,\tag{6.2}$$

Proton	Value	Neutron	Value
μ_p^0	3.31 [n.m.]	μ_n^0	-2.39 [n.m.]
α_p	1.37 GeV ⁻¹	α_n	1.85 GeV ⁻¹
β_p	0.452 GeV ⁻²	β_n	0.271 GeV ⁻²

Table 4: Parameters used in the Pade fit of the magnetic moments, taken from Ref.[3].

with

$$m_K^2 = (\hat{m} + m_s) B_0 \{1 + \mathcal{O}(\mathcal{M})\} \quad (6.3)$$

denoting the kaon mass (squared). We note that this contribution arises from diagram d) in Fig.1 if one allows the complete baryon and meson octet as possible intermediate states. $F_\pi = (f_\pi + f_K)/2$ denotes the average of the pion and kaon decay constants to this order and F, D are the SU(3) axial coupling constants [9] with the constraint $g_A = F + D$. We also note that for the case of three active flavors the isoscalar anomalous magnetic moment of the nucleon arises from two short distance counterterms (*e.g.* see the Lagrangian discussed in [25]). Given that the present lattice data in the isoscalar sector as shown in Fig.4 are not sufficiently accurate, we do not embark on a numerical study of Eq.(6.2) or its combination with Eq.(6.1).

7 Comparison to Pade Approximants and the Quark Model

In 1998 the Adelaide group suggested [3] a simple parameterization for the quark mass dependence of the nucleons' magnetic moments based on Pade approximants. For their "best fit"²³ they used the following functional dependence,

$$\mu_{p,n} = \frac{\mu_{p,n}^0}{1 + \alpha_{p,n} m_\pi + \beta_{p,n} m_\pi^2}, \quad (7.1)$$

with values of the parameters given in Table 4. In Fig.5 we show this Pade fit as the dashed curve, whereas our combined central value result in scheme C

$$\begin{aligned} \mu_p^C &= 1 + (\kappa_s^C + \kappa_v^C)/2, \\ \mu_n^C &= (\kappa_s^C - \kappa_v^C)/2, \end{aligned} \quad (7.2)$$

is represented by the full curve, utilizing the parameters given in Tables 2 and 3 for κ_v^C from Eq.(4.7) and κ_s^C from Eq.(6.1). Surprisingly, both parameterizations agree quite well and are certainly compatible within the present error band. Minor differences can be found in the curve for the neutron and for really small pion masses near the chiral limit, but

²³The Adelaide group also includes lattice points above 1 GeV pion mass in their analysis and obtained a good fit throughout the whole region in m_π .

at present both parameterizations are indistinguishable due to the sizable extrapolation errors originating from the lattice error bars [38]. Both parameterizations of the chiral corrections to the magnetic moments indicate that for small quark masses approaching the “physical” values, there is indeed a substantial curvature with respect to m_π beyond the leading-non-analytic Caldi-Pagels term of Eq.(4.4). We note again that, a priori, there is no reason to expect that a simple Pade ansatz as in Eq.(7.1) captures all the important chiral physics, especially in view of potentially large logarithmic terms generated by the pion-cloud dynamics. Judging from the chiral limit result of our chiral extrapolation C displayed in Eq.(5.4) the numerical coefficients in front of the $m_\pi^{2n} \log m_\pi$ structures are either small (c.f. $n=1$) or get canceled by corresponding m_π^{2n} polynomial structures (c.f. $n=2$). The dynamical origin of this logarithmic suppression is not known at the moment. Nevertheless, we observe that our microscopic calculation agrees well with the extrapolation formula Eq.(7.1) for the proton and neutron magnetic moments.

It is instructive to compare the quark mass dependence of the ratio of magnetic moments with SU(6) quark model predictions. In Ref.[39] it was noted that for a pion mass of ~ 240 MeV the proton to neutron ratio μ_p/μ_n would yield the quark model prediction of $-3/2$, leading to the conclusion that the good agreement between the quark model—which knows nothing of the light current quark masses discussed here—and the experimental ratio $\mu_p/\mu_n = -1.46$ is accidental. In Fig.6 we show that our parameterization for the ratio of the magnetic moments given via Eq.(7.2) (full curve) follows the trend of the Pade formula (dashed curved) [39]. Our best fit curve already gives a ratio of $-3/2$ for $m_\pi \sim 150$ MeV, albeit the error band of our extrapolation (dotted curves) arising from the lattice data is sizable in this quark mass regime, pointing again to the need for lattice data at smaller quark masses to set stronger constraints on the chiral extrapolation. The restoration of the quark model results in the limit of very heavy quark masses discussed in [39] is beyond the realm of applicability of chiral effective field theory, so we will not discuss it here.

While the μ_p/μ_n ratio shown in Fig.6 allows extrapolation curves to lie near the SU(6) quark model prediction at least for certain values of light quark masses, this is not the case for the ratio of the anomalous magnetic moments shown in Fig.7. The SU(6) quark model value $\kappa_p/\kappa_n = -1$ is not reached by any of the two extrapolation curves in the small quark mass regime. However, it is interesting to note that this ratio seems to be rather insensitive to quark mass effects beyond the leading-non-analytic (Caldi-Pagels) term given in Eq.(4.4) for pion masses up to 250 MeV, indicated by the dot-dashed curve in Fig.7 corresponding to scheme A of Eqs.(4.4,6.1). Whereas in the other observables (e.g. see Figs.3,5) the leading-non-analytic term is not even sufficient to extrapolate from the chiral limit to the physical pion mass, the ratio κ_p/κ_n seems well suited for future chiral extrapolations of lattice data with small quark masses. With this observation we move on to a brief discussion regarding the influence of quenching. .

8 Effects of Quenching

The lattice data on magnetic moments shown in Figs.2-7 have been obtained in the quenched approximation of QCD, i.e. with the (loop-) effects of sea quarks effectively suppressed. A fully consistent treatment of the chiral extrapolation should therefore be adapted to this situation, in the sense that the effects of quenching should also be taken into account appropriately within a chiral effective field theory. Such a framework has been developed in the past decade, called Quenched Chiral Perturbation Theory (QChPT) [40]. When performing chiral extrapolations of quenched lattice data, one does not only have to take into account that the prefactors of pion-mass dependent terms could be different in QChPT—even the chiral singularity structure can be different between “Quenched” and “Full” QCD. Specifically, for the case of the nucleon magnetic moments [41] of interest here, this means that there are terms proportional to $const. \times \log m_\pi$ which do not exist in “Full” QCD. The chiral expansion of κ_v of Eq.(4.8) demonstrates that the leading logarithmic pion-mass dependence is proportional to $m_\pi^2 \times \log m_\pi$ in “Full” QCD. The presence of a new chiral singularity like $const. \times \log m_\pi$ in “Quenched” QCD indicates that its low energy properties—not to speak of its chiral limit—can differ qualitatively from what we know in hadron phenomenology.

While “Quenched” QCD is interesting in its own right, with the comments just made one might arrive at the pessimistic conclusion that not much can be learned about hadron properties in “Full” QCD via extrapolations of quenched lattice data. However, the loop-effects of the sea-quarks—which are missing in “Quenched” QCD—get strongly suppressed for large quark masses, leading one to expect that “Quenched” and “Full” QCD do not differ much in the “heavy quark regime”. In addition, large quark masses mean that one is “far away” from chiral singularities which dominate the chiral limit behavior of the quantities of interest. For the time being we can therefore identify quenched lattice data approximately with “Full” QCD *for effective pion masses above 600 MeV*. This assumption is further supported by three observations:

- 1) Available quenched lattice data on the magnetic moments of the nucleon for pion masses in the range $0.6 \text{ GeV} < m_\pi < 1.5 \text{ GeV}$ show a rather moderate curvature (*e.g.* see Fig.5 in Ref.[3]), suggesting a negligible effect of the extra chiral singularity in this mass region.
- 2) The difference between the Pade extrapolation curve Eq.(7.1) discussed in section 7 and a similar formula that explicitly includes the leading effects of quenching has been reported to be small [42]. For pion masses above 600 MeV the two analyses lie within the error bars of the lattice data.
- 3) No significant differences between quenched and fully dynamical simulations for $m_\pi > 600 \text{ MeV}$ have been reported for a variety of nucleon structure properties, see for example the recent study of moments of nucleon quark distributions by the LHPC/SESAM collaboration [43].

In essence, while “Quenched” QCD does have a chiral limit different from “Full” QCD we can accept the given lattice data points for proton and neutron magnetic moments at $m_\pi > 600$ MeV as if they were “unquenched”, within their uncertainties. An extrapolation using standard (rather than quenched) effective chiral field theory seems therefore justified to provide the correct chiral extrapolation to small quark masses as well as the proper chiral limit, at least for our present purpose.

9 Conclusion and Outlook

The present analysis has pointed out the feasibility of systematic chiral extrapolations of nucleon magnetic moments from lattice QCD, down to the range of realistic light quark masses where comparisons with the actual observables can be made. An important element in this discussion is the treatment of the $\Delta(1232)$ isobar as an *explicit* degree of freedom in view of its important role in the magnetic structure of the nucleon. In our approach it is this feature which produces the important non-analytic quark mass dependencies of the magnetic moments *beyond* the well-known Caldi-Pagels term proportional to m_π .

Our resulting extrapolation is remarkably close to the Pade approximant parameterization of the Adelaide group. A sign of caution should be added, however. The existing (quenched) data terminate around an effective pion mass of 0.65 GeV, corresponding to u - and d -quark masses $\hat{m}_{u,d} \sim 200$ MeV and larger. Expanding one-loop chiral effective field theory to such large quark mass scales has its inherent uncertainties which induce a substantial error in the extrapolation down to small quark masses. In fact, it is rather surprising that our NLO extrapolation curve ends up near the physical value for κ_v , given that we only use the input from these rather large mass scales. Certainly the N²LO corrections in schemes A , B and C (as well as in the relativistic approach discussed in Appendix B) need to be analyzed systematically to judge the stability of the extrapolation [27]. Future (partially) unquenched lattice simulations aiming for effective pion masses around 300 MeV are also expected to reduce the extrapolation uncertainties significantly. According to our results deviations from the nearly linear trend seen so far in the data below 1 GeV pion mass should then become visible in the lattice data. However, extrapolating the results of such intermediate mass scale simulations down to the “physical” pion mass of 138 MeV will presumably require precision calculations within (partially) quenched chiral effective field theories, in order to get control over the magnitude of the effects of (partial) quenching in the simulations. Pioneering studies in this direction have already been performed and look promising [44].

As a final remark we note that future lattice simulations (and the associated chiral extrapolations) of magnetic moments and related nucleon properties should preferentially be done in the isovector/isoscalar basis, as the two channels show quite different patterns of quark mass dependence.

Acknowledgments

TRH would like to acknowledge the hospitality of ECT* in Trento where a large part of this work was done as well as the hospitality of the UW Nuclear Theory group in Seattle where it was finally completed. The authors also acknowledge helpful discussions with M. Göckeler, N. Kaiser, D.B. Leinweber, M.J. Savage, A. Schäfer, A.W. Thomas and M. Vanderhaeghen. This work was supported in part by BMBF and DFG.

A Amplitudes

Here we present the results for the 11 leading-one-loop (*i.e.* $\mathcal{O}(\epsilon^3)$) diagrams shown in Fig.1 which can contribute to the anomalous magnetic moment of a nucleon of mass M_N . The Lagrangians needed for this calculation are discussed in section 2. We work in the Breit-frame and choose the velocity vector $v^\mu = (1, 0, 0, 0)$. With S^μ denoting the Pauli-Lubanski spin-vector and ϵ^μ denoting the polarization 4-vector of an incoming photon with 4-momentum q^μ one finds

$$\begin{aligned}
Amp_{3a} &= \frac{ie}{2M_N} \bar{u}_v [S \cdot \epsilon, S \cdot q] \left\{ \kappa_s^0 + \kappa_v^0 \tau^3 - 4M_N \Delta D_2 - 4M_N \Delta D_1 \tau^3 - 8M_N m_\pi^2 E_2 \right. \\
&\quad \left. - 8M_N m_\pi^2 E_1 \tau^3 - 4M_N \Delta^2 D_4 - 4M_N \Delta^2 D_3 \tau^3 + \mathcal{O}(\epsilon^4) \right\} u_v \\
Amp_{3b} &= Amp_{3c} = 0 + \mathcal{O}(\epsilon^4) \\
Amp_{3d} &= \frac{ie}{2M_N} \bar{u}_v [S \cdot \epsilon, S \cdot q] \left\{ -\frac{g_A^2 M_N m_\pi}{4\pi f_\pi^2} + \mathcal{O}(\epsilon^4) \right\} \tau^3 u_v \\
Amp_{3e} &= 0 + \mathcal{O}(\epsilon^4) \\
Amp_{3f} &= Amp_{3g} = 0 + \mathcal{O}(\epsilon^4) \\
Amp_{3h} &= i \frac{c_A^2 e}{f_\pi^2} \frac{8}{3(d-1)} \bar{u}_v \tau^3 [S \cdot \epsilon, S \cdot q] u_v \frac{\partial}{\partial m_\pi^2} J_2(-\Delta, m_\pi^2) + \mathcal{O}(\epsilon^4) \\
&= \frac{ie}{2M_N} \bar{u}_v [S \cdot \epsilon, S \cdot q] \left\{ \frac{2c_A^2 \Delta M_N}{9\pi^2 f_\pi^2} \left(16\pi^2 L + \log \frac{2\Delta}{\lambda} \right) - \frac{5c_A^2 \Delta M_N}{27f_\pi^2 \pi^2} \right. \\
&\quad \left. + \frac{2c_A^2 \Delta M_N}{9\pi^2 f_\pi^2} \left[\log \left(\frac{m_\pi}{2\Delta} \right) + \frac{\sqrt{\Delta^2 - m_\pi^2}}{\Delta} \log R \right] + \mathcal{O}(\epsilon^4) \right\} \tau^3 u_v \\
Amp_{3i} &= 0 + \mathcal{O}(\epsilon^4) \\
Amp_{3j} &= Amp_{3k} \\
&= i \frac{c_A g_A c_V e}{f_\pi^2 \Delta} \frac{8(d-3)}{3(d-1)} \bar{u}_v \tau^3 [S \cdot \epsilon, S \cdot q] u_v \left\{ J_2(-\Delta, m_\pi^2) - J_2(0, m_\pi^2) \right\} + \mathcal{O}(\epsilon^4) \\
&= \frac{ie}{2M_N} \bar{u}_v [S \cdot \epsilon, S \cdot q] \left\{ -\frac{4c_A c_V g_A M_N \Delta^2}{27\pi^2 f_\pi^2} \left[16\pi^2 L + \log \frac{2\Delta}{\lambda} \right] \right. \\
&\quad \left. + \frac{2c_A c_V g_A M_N m_\pi^2}{9\pi^2 f_\pi^2} \left[16\pi^2 L + \log \frac{2\Delta}{\lambda} \right] + \frac{2c_A c_V g_A M_N \Delta^2}{81\pi^2 f_\pi^2} + \frac{2c_A c_V g_A M_N m_\pi^3}{27\pi \Delta f_\pi^2} \right\}
\end{aligned}$$

$$\begin{aligned}
& - \frac{4c_A c_V g_A M_N \Delta^2}{27\pi^2 f_\pi^2} \left[\left(1 - \frac{m_\pi^2}{\Delta^2}\right)^{3/2} \log(R) + \left(1 - \frac{3m_\pi^2}{2\Delta^2}\right) \log\left(\frac{m_\pi}{2\Delta}\right) \right] \tau^3 u_v \\
& + \mathcal{O}(\epsilon^4) .
\end{aligned} \tag{A.1}$$

Explicit expressions for the function J_2 are given in [17]. We evaluate the amplitudes in d -dimensions with induced regularization scale λ . Any ultraviolet divergences appearing in the limit $d \rightarrow 4$ are subsumed in

$$L = \frac{\lambda^{d-4}}{16\pi^2} \left[\frac{1}{d-4} + \frac{1}{2} (\gamma_E - 1 + \ln 4\pi) \right], \tag{A.2}$$

where γ_E denotes the Euler-Mascharoni constant.

To simplify the calculation we have utilized the electromagnetic gauge-condition $v \cdot \epsilon = 0$. Amplitudes e) and i) are zero due to this choice of gauge, whereas the null result of amplitudes b), c), f) and g) follows from the Pauli-Lubanski condition $S \cdot v = 0$. To this order in the calculation the non-zero results therefore arise solely from amplitudes a), d), h), j) and k). However, diagrams b), c), e), f), g) i) will start contributing²⁴ at $\mathcal{O}(\epsilon^4)$ with a strength depending on our choice of v^μ .

B κ_v to NLO in Relativistic Baryon ChPT

Expansion schemes A, B and C discussed in the main text are non-relativistic approaches based on the ‘‘Heavy Baryon’’ method of [9]. Recently, the relativistic one loop analysis of the nucleon magnetic moments presented in [24] has been updated in Ref.[30], employing a new regularization scheme [31] which overcomes the large renormalization effects $\sim M^n$ typically plaguing relativistic Baryon ChPT in standard dimensional regularization [24]. At leading-one-loop order (i.e. NLO) in a relativistic chiral effective field theory with pions and nucleons as the degrees of freedom one obtains [30]

$$\begin{aligned}
\kappa_v^{IR} &= c_6 - \frac{g_A^2 M^2 x^2}{16\pi^2 f_\pi^2} \left\{ \frac{3x^2}{2} + \frac{2(8 - 13x^2 + 3x^4)}{x\sqrt{4 - x^2}} \arccos\left[-\frac{x}{2}\right] + 2(7 - 3x^2) \log x \right\} \\
&+ N^2 LO ,
\end{aligned} \tag{B.1}$$

with $x = m_\pi/M$. This result arises from diagrams a) -e) in Fig.1, as well as tadpole and wavefunction renormalization. We are interested in this result because relativistic corrections to the Caldi-Pagels term given in Eq.(4.4) can also generate structures $\sim m_\pi^3$, which are claimed to be important for the fitting of the lattice data (c.f. section 5.4). To discuss this structure we perform the chiral limit expansion and obtain

$$\begin{aligned}
\kappa_v^{IR}|_{NLO} &\approx c_6 - \frac{g_A^2 M}{4\pi f_\pi^2} m_\pi - m_\pi^2 \left[\frac{g_A^2}{4\pi^2 f_\pi^2} + \frac{7g_A^2}{8\pi^2 f_\pi^2} \log \frac{m_\pi}{M} + N^2 LO \right] \\
&+ m_\pi^3 \left[\frac{3g_A^2}{8\pi M f_\pi^2} + N^2 LO \right] + \dots ,
\end{aligned} \tag{B.2}$$

²⁴Note that at $\mathcal{O}(\epsilon^4)$ one also has to take into account tadpole topologies and wavefunction renormalization graphs, which are not displayed in Fig.1.

which agrees with Ref.[24], where terms up to $m_\pi^2 \log m_\pi$ were discussed. Indeed one also finds a structure $\sim m_\pi^3$ in the relativistic approach, as expected. In order to judge its importance we utilize the parameters of Table 2 and fix the unknown constant c_6 to reproduce $\kappa_v = 3.706$ [n.m.] for $m_\pi \rightarrow 138$ MeV. We obtain the solid curve shown in Fig.2. Its m_π -dependence is superior to scheme A or B when compared to the lattice data of Ref.[3]. However, the NLO relativistic result of Eq.(B.1) breaks down for $m_\pi \approx 600$ MeV. Returning to the chiral limit discussion we find

$$\begin{aligned} \kappa_v^{IR}[n.m.]|_{NLO} \approx & 5.068 - \frac{14.05}{GeV} m_\pi + \frac{m_\pi^2}{GeV^2} \left(-5.814 - 16.67 \log \frac{m_\pi}{GeV} \right) \\ & + 23.90 \frac{m_\pi^3}{GeV^3} + \frac{m_\pi^4}{GeV^4} \left(6.364 + 8.104 \log \frac{m_\pi}{GeV} \right) + \dots \quad (B.3) \end{aligned}$$

Comparing this result to Eq.(5.4) we conclude that the relativistic approach like scheme C contains all allowed quark mass structures, albeit with different (in general smaller) coefficients. We note that the structures $\sim m_\pi^2$, m_π^3 have a different sign in the relativistic approach than in Eq.(5.4). At N²LO in relativistic Baryon ChPT some effects related to $\Delta(1232)$ are implicitly incorporated²⁵ in the higher order counterterms of the delta free theory. It will be interesting to see whether at that order the relativistic approach can be extended to pion masses above 600 MeV. A N²LO stability analysis of schemes A, B, C and of the relativistic approach is in preparation [27].

References

- [1] *e.g.* see J. Negele, Nucl. Phys. A699, 18 (2002) and references therein.
- [2] A.W. Thomas and W. Weise, The Structure of the Nucleon. Wiley-VCH (Berlin) 2001.
- [3] D.B. Leinweber, D.H. Lu and A.W. Thomas, Phys. Rev. D60, 034014 (1999).
- [4] T.R. Hemmert, in Proceedings of NSTAR2001, Eds. D.Drechsel and L. Tiator, World Scientific (2001) Singapore. [nucl-th/0105051]
- [5] T.R. Hemmert and W. Weise, in Proceedings of Baryons 2002, World Scientific, Singapore, to be published, TUM-T39-02-06/ECT* 02-09.
- [6] T.R. Hemmert, B.R. Holstein and J. Kambor, J. Phys. G24, 1831 (1998).
- [7] S. Weinberg, Physica 96A, 327 (1979).
- [8] J. Gasser and H. Leutwyler, Ann. Phys. 158, 142 (1984).
- [9] E. Jenkins and A.V. Manohar, Phys. Lett. B255, 558 (1991); *ibid.* B259, 353 (1991).

²⁵A consistent scheme to introduce $\Delta(1232)$ as an explicit degree of freedom also in the relativistic approach is in preparation. V. Bernard, private communication.

- [10] R. Dashen, E. Jenkins and A.V. Manohar, Phys. Rev. D49, 4713 (1994).
- [11] T.R. Hemmert, B.R. Holstein and J. Kambor, Phys. Lett. B395, 89 (1997).
- [12] V. Bernard, N. Kaiser and U.-G. Meißner, Int. J. Mod. Phys. E4, 193 (1995).
- [13] *e.g.* see B.R. Holstein, D. Drechsel, B. Pasquini, M. Vanderhaeghen, Phys. Rev. C61, 034316 (2000), C.W. Kao and T.D. Cohen, Phys. Rev. C60, 064619 (1999).
- [14] D.B. Leinweber et al. Phys. Rev. D61, 074502 (2000).
- [15] T.R. Hemmert, B.R. Holstein and N.C. Mukhopadhyay, Phys. Rev. D51, 151 (1995).
- [16] *e.g.* see V. Bernard, N. Kaiser and U.-G. Meißner, Eur. Phys. J. A11, 209 (2001) and references therein.
- [17] T.R. Hemmert, B.R. Holstein and J. Kambor, Phys. Rev. D55, 5598 (1997); T.R. Hemmert, B.R. Holstein, G. Knöchlein and J. Kambor, *ibid.*D57, 5746 (1998).
- [18] M.N. Butler, M.J. Savage and R.P. Springer, Phys. Lett. B304, 353 (1993).
- [19] G.C. Gellas, T.R. Hemmert, C.N. Ktorides and G.I. Poulis, Phys. Rev. D60, 054022 (1999).
- [20] T.R. Hemmert et al., in preparation.
- [21] V. Bernard, H.W. Fearing, T.R. Hemmert and U.-G. Meißner, Nucl. Phys. A635, 121 (1998).
- [22] G. Ecker, Phys. Lett. B336, 508 (1994).
- [23] D.G. Caldi and H. Pagels, Phys. Rev. D10, 3739 (1974) and references therein.
- [24] J. Gasser, M. Sainio and A. Svarc, Nucl. Phys. B307, 779 (1988); A. Krause, Helvetica Physica Acta 63, 3 (1990).
- [25] E. Jenkins, M. Luke, A.V. Manohar and M.J. Savage, Phys. Lett. B302, 482 (1993); (E) *ibid.* 388, 866 (1996).
- [26] L. Durand and P. Ha, Phys. Rev. D58, 013010 (1998).
- [27] T.R. Hemmert, M. Procura and W. Weise, in preparation.
- [28] B. Borasoy, R. Lewis and P.-P.A. Ouimet, [[hep-ph/0203199](#)].
- [29] M. Gell-Mann, R. Oakes and B. Renner, Phys. Rev. 122, 2195 (1968).
- [30] B. Kubis and U.-G. Meißner, Nucl. Phys. A679, 698 (2001).
- [31] T.Becher and H. Leutwyler, Eur. Phys. J. C9, 643 (1999).

- [32] Review of Particle Properties, Eur. Phys. J. C15, 53 (2000).
- [33] G. Schierholz, plenary talk at Baryons 2002, to be published in the Proceedings.
- [34] O. Hanstein, D. Drechsel and L. Tiator, Phys. Lett. B385, 45 (1996).
- [35] T.R. Hemmert, B.R. Holstein, G. Knöchlein and D. Drechsel, Phys. Rev. D62, 014013 (2000).
- [36] D.B. Leinweber, R.M. Woloshyn and T. Draper, Phys. Rev. D43, 1659 (1991).
- [37] W. Wilcox, T. Draper and K.F. Liu, Phys. Rev. D46, 1109 (1992).
- [38] A.W. Thomas, private communication.
- [39] D.B. Leinweber, A.W. Thomas and R.D. Young, Phys.Rev. Lett. 86, 5011 (2001).
- [40] S.R. Sharpe, Phys. Rev. D46, 3146 (1992); C. Bernard and M.F.L. Golterman, Phys. Rev. D46, 853 (1992).
- [41] *e.g.* see M.J. Savage, [[nucl-th/0107038](#)] and references therein.
- [42] D.B. Leinweber, private communication, to be published.
- [43] D. Dolgov et al., [[hep-lat/0201021](#)].
- [44] *e.g.* see S.R. Beane and M.J. Savage, [[hep-lat/0203003](#)] and references therein.

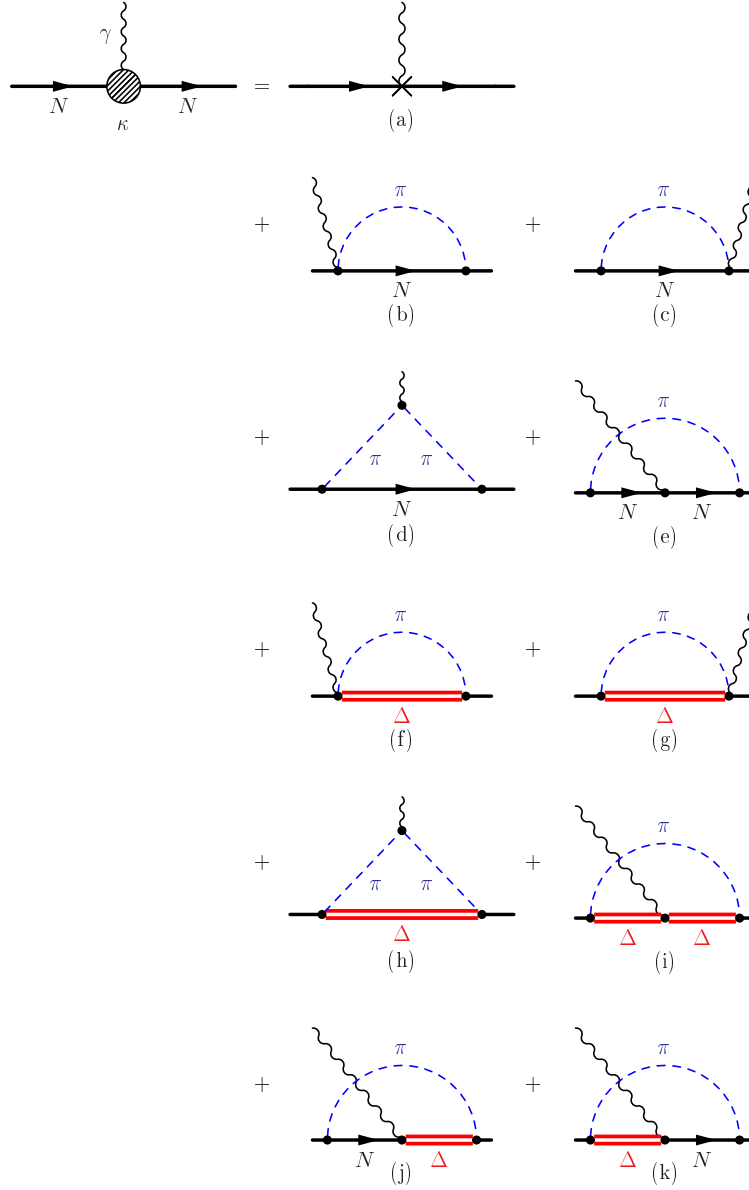


Figure 1: Diagrams contributing to the anomalous magnetic moment of the nucleon at leading-one-loop order.

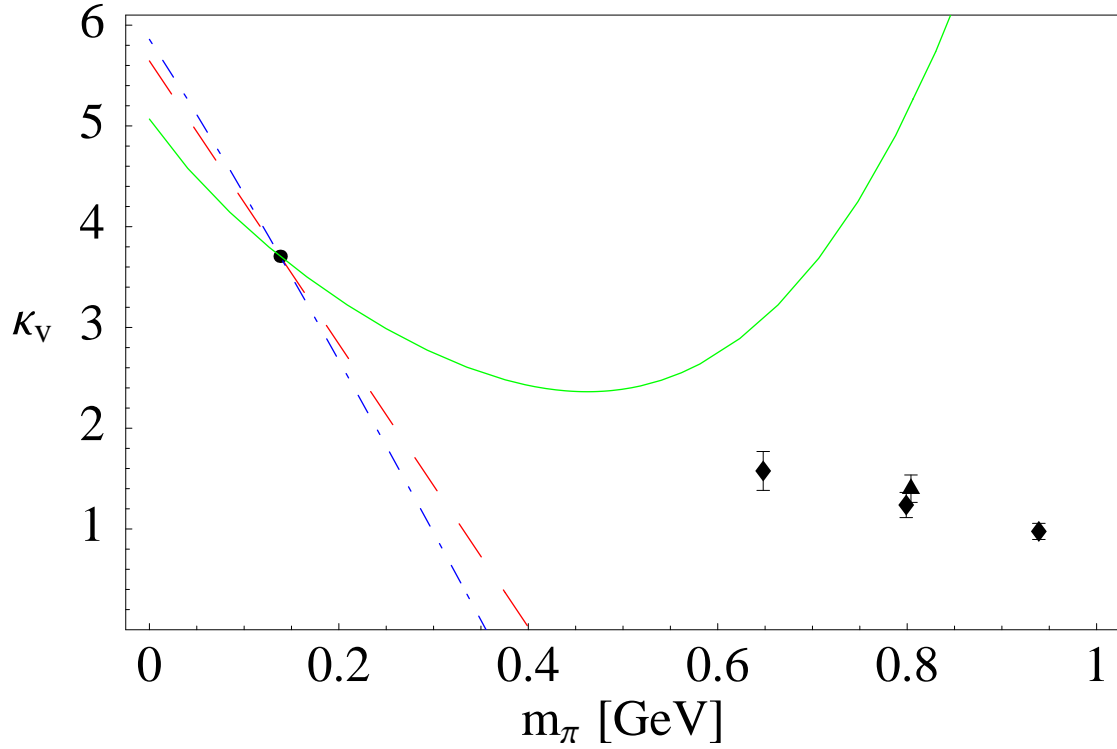


Figure 2: Pion mass dependence of the isovector anomalous magnetic moment in nuclear magnetons. The curves shown denote the standard NLO Heavy Baryon ChPT (dashed line, scheme A, see Eq.(4.4)) and the NLO Small Scale Expansion calculation (dot-dashed line, scheme B, see Eq.(4.5)). The solid line denotes the LO Relativistic BChPT result discussed in Appendix B. The lattice data are taken from Ref.[3]. The physical $\kappa_v = 3.706$ [n.m] is displayed by the full circle.

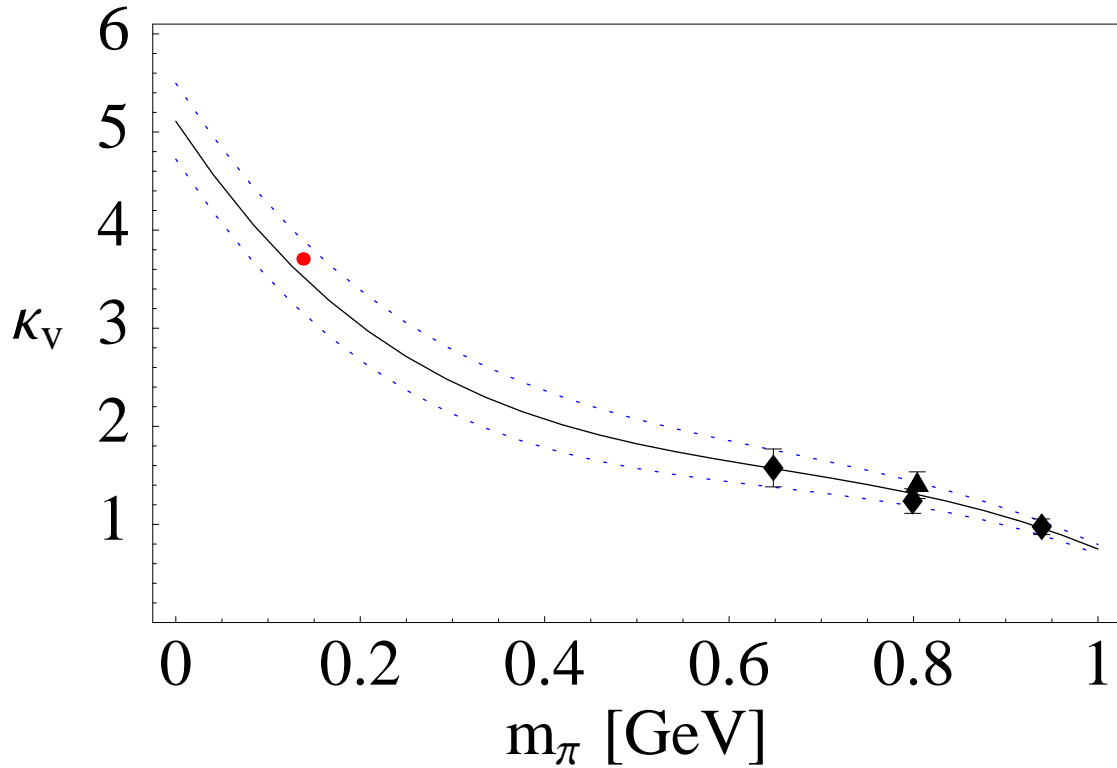


Figure 3: Pion mass dependence of the isovector anomalous magnetic moment in nuclear magnetons. The full curve denotes the NLO calculation in the modified expansion scheme C of Eq.(4.7). The lattice data are taken from Ref.[3]. The physical $\kappa_v = 3.706$ [n.m] is displayed by the full circle.

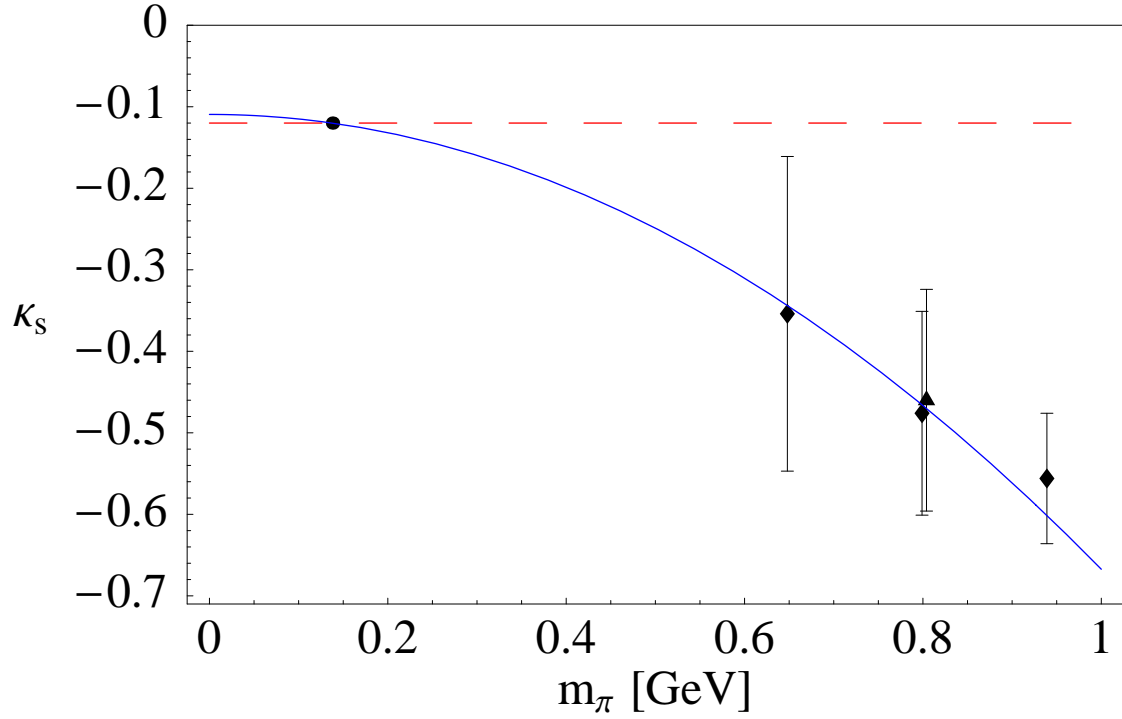


Figure 4: Pion mass dependence of the isoscalar anomalous magnetic moment in nuclear magnetons. The full curve represents the suggested pion mass dependence of the modified expansion scheme C of Eq.(6.1). The lattice data are taken from Ref.[3]. The physical $\kappa_s = -0.1202$ [n.m] is displayed by the full circle.

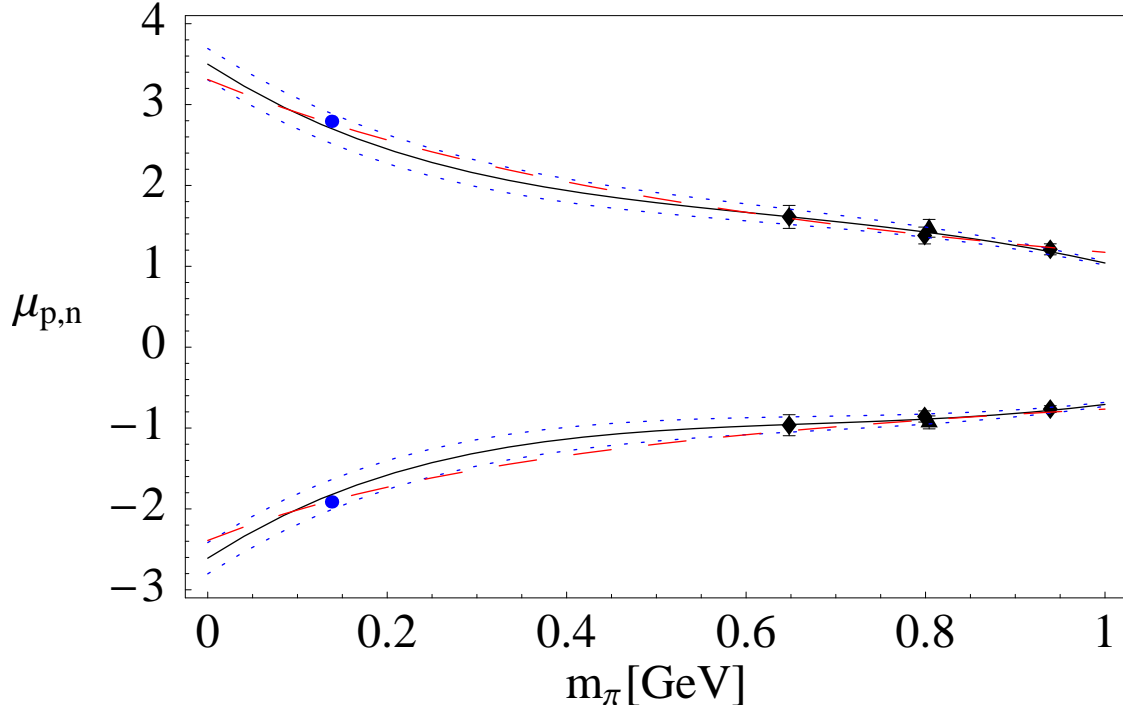


Figure 5: Pion mass dependence of the magnetic moments of proton (upper curves) and neutron (lower curves) in nuclear magnetons. The full curve represents the best fit in the modified expansion scheme, whereas the dashed curve denotes the Pade extrapolation formula Eq.(7.1). Our error estimate is given by the dotted curves. The lattice data are taken from Ref.[3]. The physical values $\mu_p = 2.793$ [n.m], $\mu_n = -1.913$ [n.m] are displayed by the full circles.

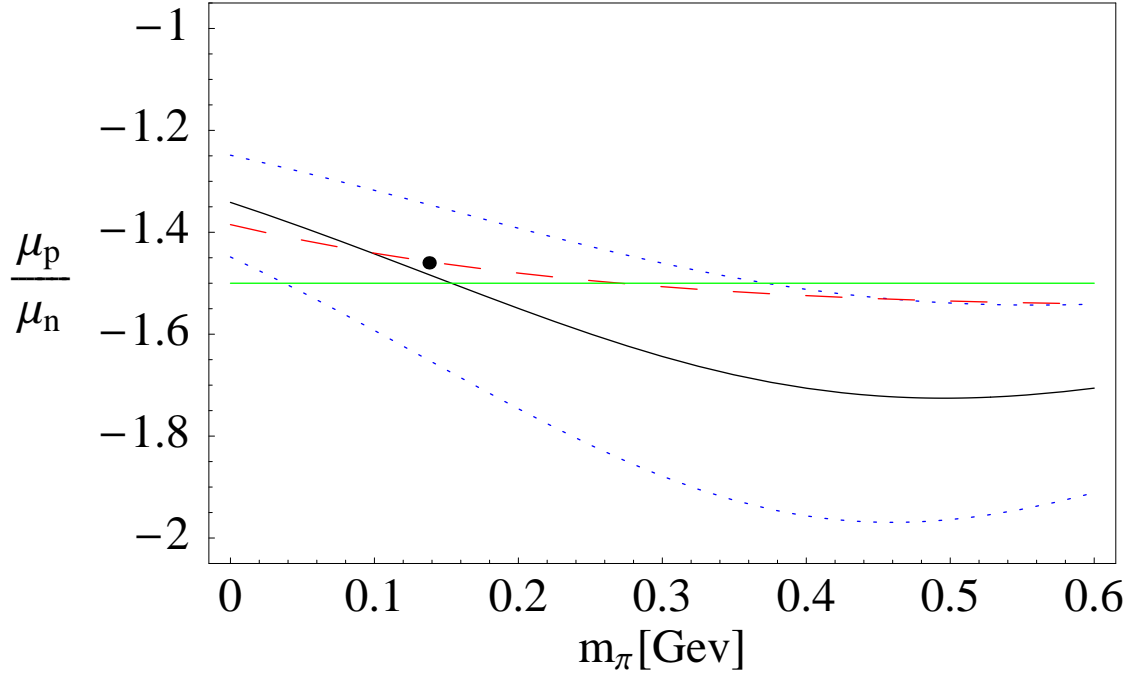


Figure 6: Pion mass dependence of the ratio of the magnetic moments. The physical value $\mu_p/\mu_n = -1.46$ is denoted by the full circle, whereas the SU(6) quark model prediction of $-3/2$ is given by the horizontal straight line. The chiral extrapolation result based on Eq.(7.2) is given by the solid curve, with extrapolation errors indicated by the dotted lines. The corresponding curve based on the Pade formula of Eq.(7.1) is shown as the dashed line.

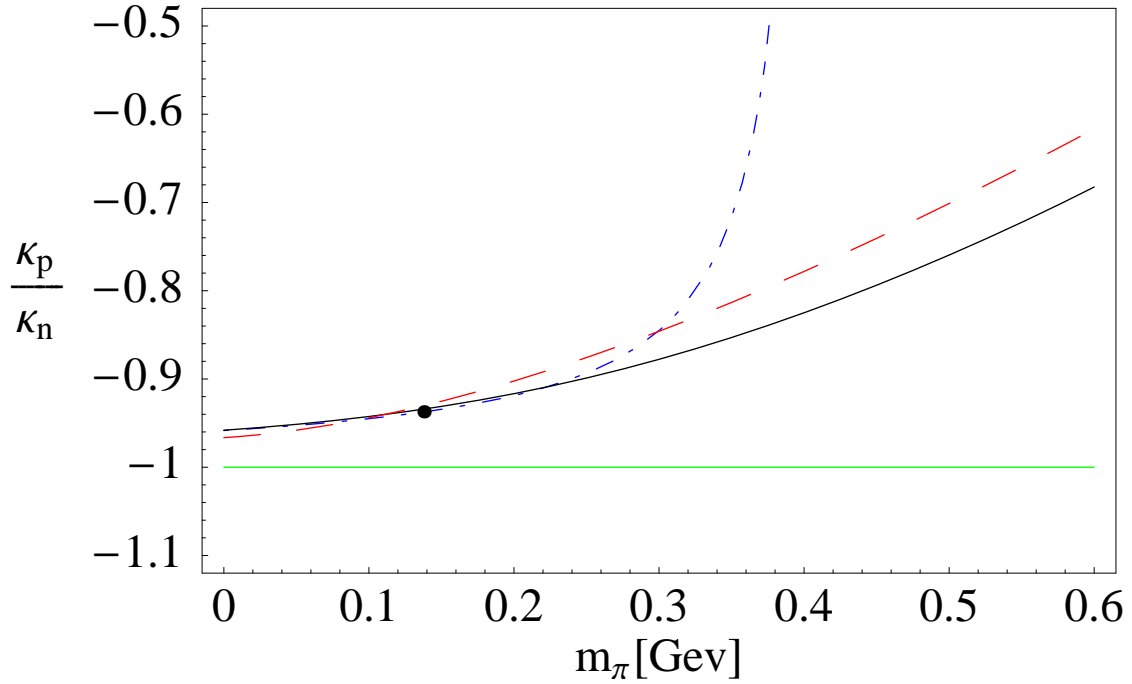


Figure 7: Pion mass dependence of the ratio of the anomalous magnetic moments of proton and neutron. The SU(6) quark model prediction of -1 is given by the straight horizontal line. The chiral extrapolation curve based on scheme C is given by the solid and the Padé fit by the dashed curve. The physical value $\kappa_p/\kappa_n = -0.94$ is denoted by the full circle. The dot-dashed curve shows the dependence of this ratio on the leading-non-analytic quark mass term only, corresponding to scheme A discussed in the text.