

# A Search for $\Sigma_5^0$ , $N_5^0$ and $\Theta^{++}$ Pentaquark States

Y. Qiang,<sup>1</sup> J. Annand,<sup>2</sup> J. Arrington,<sup>3</sup> Ya.I. Azimov,<sup>4</sup> W. Bertozzi,<sup>1</sup> G. Cates,<sup>5</sup> J. P. Chen,<sup>6</sup> Seonho Choi,<sup>7</sup> E. Chudakov,<sup>6</sup> F. Cusanno,<sup>8</sup> C.W. de Jager,<sup>6</sup> M. Epstein,<sup>9</sup> R.J. Feuerbach,<sup>6</sup> F. Garibaldi,<sup>8</sup> O. Gayou,<sup>1</sup> R. Gilman,<sup>10,6</sup> J. Gomez,<sup>6</sup> D.J. Hamilton,<sup>2</sup> J.-O. Hansen,<sup>6</sup> D.W. Higinbotham,<sup>6</sup> T. Holmstrom,<sup>11</sup> M. Iodice,<sup>12</sup> X. Jiang,<sup>10</sup> M. Jones,<sup>6</sup> J. LeRose,<sup>6</sup> R. Lindgren,<sup>5</sup> N. Livanage,<sup>5</sup> D.J. Margaziotis,<sup>9</sup> P. Markowitz,<sup>13</sup> V. Mamyán,<sup>14</sup> R. Michaels,<sup>6</sup> Z.-E. Meziani,<sup>7</sup> P. Monaghan,<sup>1</sup> C. Muñoz-Camacho,<sup>15</sup> V. Nelyubin,<sup>5</sup> K. Paschke,<sup>16</sup> E. Piasetzky,<sup>17</sup> I. Rachek,<sup>18</sup> P.E. Reimer,<sup>3</sup> J. Reinhold,<sup>13</sup> B. Reitz,<sup>6</sup> R. Roche,<sup>19</sup> A. Saha,<sup>6</sup> A.J. Sarty,<sup>20</sup> E. Schulte,<sup>3</sup> A. Shahinyan,<sup>14</sup> R. Sheyor,<sup>17</sup> J. Singh,<sup>5</sup> I.I. Strakovsky,<sup>21</sup> R. Subedi,<sup>22</sup> R. Suleiman,<sup>1</sup> V. Sulkosky,<sup>11</sup> B. Wojtsekhowski,<sup>6</sup> and X. Zheng<sup>3</sup>

(and the Jefferson Lab Hall A Collaboration)

<sup>1</sup>Massachusetts Institute of Technology, Cambridge, MA 02139, USA

<sup>2</sup>University of Glasgow, Glasgow, Scotland

<sup>3</sup>Physics Division, Argonne National Laboratory, Argonne, IL 60439, USA

<sup>4</sup>Nuclear Physics Institute, St. Petersburg, Russia 188300

<sup>5</sup>Department of Physics, University of Virginia, Charlottesville, VA 22904, USA

<sup>6</sup>Thomas Jefferson National Accelerator Facility, Newport News, VA 23606, USA

<sup>7</sup>Temple University, Philadelphia, PA 19122, USA

<sup>8</sup>INFN/Sanita, Rome, Italy

<sup>9</sup>California State University, Los Angeles, Los Angeles, CA 90032, USA

<sup>10</sup>Rutgers, The State University of New Jersey, Piscataway, NJ 08854 USA

<sup>11</sup>College of William and Mary, Williamsburg, VA 23187, USA

<sup>12</sup>INFN/Roma Tre, Rome, Italy

<sup>13</sup>Florida International University, Miami, FL 33199, USA

<sup>14</sup>Yerevan Physics Institute, Yerevan, Armenia

<sup>15</sup>SACLAY, Gif-Sur-Yvette, France

<sup>16</sup>University of Massachusetts, Amherst, 01003 MA, USA

<sup>17</sup>Tel Aviv University, Tel Aviv 69978, Israel

<sup>18</sup>Budker Institute of Nuclear Physics, Novosibirsk, Russia

<sup>19</sup>Florida State University, Tallahassee, FL, 32306 USA

<sup>20</sup>Saint Mary's University, Halifax, NS, B3H 3C3, Canada

<sup>21</sup>The George Washington University, Washington, DC 20052, USA

<sup>22</sup>Kent State University, Kent, OH 44242, USA

(Dated: June 16, 2021)

A high-resolution ( $\sigma_{\text{instr.}} = 1.5$  MeV) search for narrow states ( $\Gamma < 10$  MeV) with masses of  $M_x \approx 1500 - 1850$  MeV in  $ep \rightarrow e'K^+X$ ,  $e'K^-X$  and  $e'\pi^+X$  electroproduction at small angles and low  $Q^2$  was performed. These states would be candidate partner states of the reported  $\Theta^+(1540)$  pentaquark. No statistically significant signal was observed in any of the channels at 90% C.L. Upper limits on forward production were determined to be between 0.8% and 4.9% of the  $\Lambda(1520)$  production cross section, depending on the channel and the assumed mass and width of the state.

PACS numbers: 12.39.Mk, 13.60.Rj, 13.60.-r, 14.20.Jn, 14.80.-j

The discovery of exotic baryonic states with positive strangeness, requiring a minimal configuration of four quarks and an antiquark, would contribute greatly to the understanding of confinement in Quantum Chromodynamics (QCD). Although searches for such states have been conducted for almost 40 years with both partial wave analyses of hadroproduction (*e.g.* [1]) and electroproduction (*e.g.* [2]), these early results have generally been interpreted as unconvincing [3]. Recent claims of the observation of one such state, the  $\Theta^+(1540)$  [4] have generated renewed experimental and theoretical interest in this topic. For recent reviews of the experimental evidence, see Refs. [5, 6, 7]. If confirmed, the  $\Theta^+$  could be the lowest-mass member of an antidecuplet of pentaquark states, predicted within the frame-

work of the Chiral Quark Soliton Model [8]. Alternatively, such exotic baryons have been explained in terms of models based on diquark configurations [9], or in terms of isospin-violating strong decays, which lead to an isotensor multiplet of  $\Theta$ -pentaquarks of different charge states [10]. If the  $\Theta^+$  pentaquark exists then other members of its symmetry group and/or other multiplets containing exotic states [11, 12] should be observable as well, provided they are sufficiently narrow. All of the approaches mentioned predict partner states in the mass region  $M \approx 1500 - 2000$  MeV.

This paper reports on a high-resolution search at forward production angles for the  $\Sigma_5^0$  and  $N_5^0$  non-exotic members of the antidecuplet and for the exotic  $\Theta^{++}$  as narrow resonances in the missing mass spectra of the re-

actions  $ep \rightarrow eK^+X$ ,  $ep \rightarrow e\pi^+X$  and  $ep \rightarrow eK^-X$ , respectively. The measurements covered a limited range of small scattering angles, which did not allow a partial-wave analysis; however, both experimental indications [4] and theoretical expectations [13] are for the  $\Theta^+$  cross section to be forward peaked. One of the interesting features of the reported observations of the  $\Theta^+$  is that the measured width was either an upper limit from the experimental resolution or consistent with having a negligible width [5]. Based on this, the present measurement was specifically designed to be able to observe and determine the width of extremely narrow states. At large scattering angle, a recently reported search found no statistically significant evidence for the  $\Theta^{++}$  [14]. In the present experiment, very good mass resolution was achieved. Precise measurements of the known  $\Lambda(1116)$ ,  $\Sigma(1193)$  and  $\Lambda(1520)$  states were obtained for calibration.

The experiment took place in Hall A at Thomas Jefferson National Accelerator Facility (Jefferson Lab) using a 5 GeV electron beam incident on a 15 cm liquid hydrogen target. Scattered electrons were detected in one of the High-Resolution Spectrometers (HRS) [15] in coincidence with electroproduced hadrons in the second HRS. Each spectrometer was positioned at  $6^\circ$  relative to the electron beam by using a septum [16] magnet to achieve this small scattering angle. The spectrometers had an effective acceptance of approximately 4 msr in solid angle and  $\pm 4.5\%$  in momentum. To obtain the desired missing mass coverage, the central momentum of the electron HRS was varied between 1.85 and 2.00 GeV, while the central momentum of the hadron HRS was changed between 1.89 and 2.10 GeV. In these configurations, the average momentum transfer of the virtual photon was  $\langle Q^2 \rangle \approx 0.1 \text{ GeV}^2$ , and the average center-of-mass (CM) photon energy was  $\langle E_\gamma^{\text{CM}} \rangle = 1.1 \text{ GeV}$ . For the kaon (pion) kinematics, the center-of-mass scattering angle was  $5.6^\circ \leq \theta_{\gamma^*K}^{\text{CM}} \leq 11.4^\circ$  ( $5.0^\circ \leq \theta_{\gamma^*\pi}^{\text{CM}} \leq 10.4^\circ$ ), and the angular acceptance was  $\Delta\Omega_{\gamma^*K}^{\text{CM}} \approx 38 \text{ msr}$  ( $\Delta\Omega_{\gamma^*\pi}^{\text{CM}} \approx 32 \text{ msr}$ ).

Both spectrometers have a QQDQ magnet arrangement with a  $45^\circ$  upward bend. The detector packages, placed behind the magnetic elements, were equipped with four planes of drift chambers for tracking and two planes of hodoscopes for triggering. The electron spectrometer employed a  $\text{CO}_2$  gas Cherenkov counter and lead glass shower counters for pion rejection. For the kaon measurements, clean particle identification (PID) in the hadron spectrometer was particularly important because of the very high ratio of  $\pi/K$  rates. With the use of two aerogel ( $n = 1.015$  and  $1.055$ ) and a ring-imaging Cherenkov detector (RICH) [17] in the hadron spectrometer less than 5% pion contamination in kaon events was achieved. A negligible pion contamination remained after additional separation using the coincidence timing between the hadron and electron signals. The aerogel counters and coincidence timing were also effective in removing any proton background.

The measured yields were corrected for detection and reconstruction efficiencies and dead-time. Cuts on the

events from the PID detectors were applied to select appropriate particle types, and vertex and coincidence time cuts were used to reduce background from accidentals. The missing mass was reconstructed using the measured momenta of the electron and kaon (pion).

Calibration data were taken in the  $ep \rightarrow e'\pi^+X$  channel in the missing mass range which included the neutron and in the  $ep \rightarrow e'K^+X$  channel covering the missing mass range including the  $\Lambda(1116)$  and  $\Sigma(1193)$ . The missing mass resolution was determined by fitting the missing mass peaks for the neutron,  $\Lambda(1116)$  and  $\Sigma(1193)$ , as shown in Fig. 1. Based on the mass resolutions of these three peaks, the momentum resolutions of the left and right spectrometers were extracted. From these, the mass resolution in the region of interest was found to be  $\sigma_{\text{instr.}} = 1.5 \text{ MeV}$ . Also based on the fit masses of these well-known calibration states, the accuracy of the reconstructed missing mass was determined to be better than 3 MeV.

The photoproduction cross section of the  $\Lambda(1520)$  was determined by fitting a Breit-Wigner with an energy dependent width [18] and a non-interfering background to the  $H(\gamma^*, K^+)X$  missing mass spectra. From this fit, the cross section was determined to be  $d\sigma/d\Omega [\gamma^*p \rightarrow K^+\Lambda(1520)] = 356 \pm 25 \text{ (stat.)} \pm 35 \text{ (syst.) nb/sr}$  with a width of  $\Gamma_{\Lambda(1520)} = 16.5 \pm 1.7 \text{ (stat.) MeV}$  at  $\langle Q^2 \rangle = 0.1 \text{ GeV}^2$ . The largest systematic uncertainty arises from the absolute acceptance of each of the spectrometer arms for an extended target. From the fit, the  $\Lambda(1520)$  mass was determined to be  $1519.9 \pm 0.6 \text{ (stat.)} \pm 3 \text{ (syst.) MeV}$ . Both the mass and width are in good agreement with the PDG averages [19].

For each of the three possible pentaquark states, missing mass spectra from several (up to eight) different kinematic settings of the spectrometers were combined. The individual settings typically covered a range of approximately 130 MeV in missing mass. Each individual missing mass spectrum was transformed into a photoproduction cross section spectrum in the CM and the accidental coincidence background was subtracted. Combining the spectra required careful relative integrated luminosity normalizations and special attention to the acceptance weighting as a function of missing mass. The individual data sets overlapped to some extent, allowing for verification of the weighting and normalization. After finalizing the detector analysis, all transitions between spectrometer settings were found to be smooth, requiring no *ad-hoc* scaling. These spectra are shown in Fig. 2.

Within each of the search regions,  $1550 < M_x < 1810 \text{ MeV}$  for the  $\Sigma_5^0$ ,  $1610 < M_x < 1880 \text{ MeV}$  for the  $N_5^0$  and  $1480 < M_x < 1590 \text{ MeV}$  for the  $\Theta^{++}$ , the data were examined for the existence of narrow resonances. A scan was performed in 1 MeV steps over each search region. For each mass,  $M_x$ , and width,  $\Gamma_x$ , the goal was to determine a range in the cross section of a hypothetical resonance that would be compatible with the missing mass spectrum at 90% confidence, with no *a priori* assumption of a non-zero resonance cross section. To

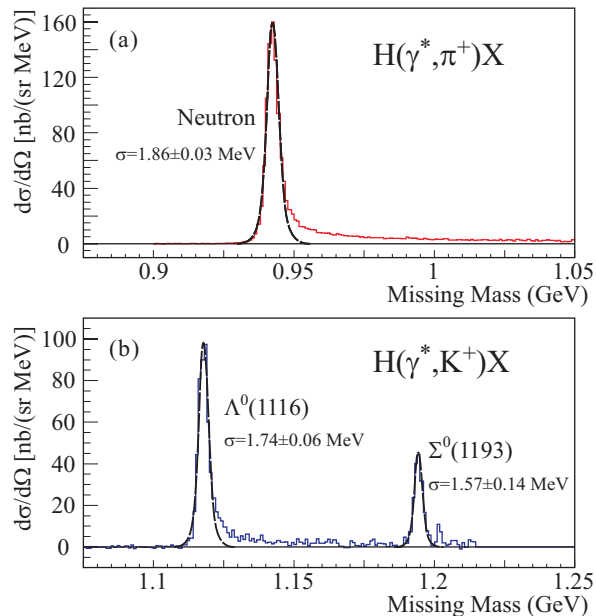


FIG. 1: (Color online) The missing mass spectrum for (a)  $H(\gamma^*, \pi^+)X$  and (b)  $H(\gamma^*, K^+)X$ . The dashed curves show a fit to the (a) neutron and (b)  $\Lambda(1116)$  and  $\Sigma(1193)$  peaks, from which the missing mass resolution and absolute scale uncertainty was determined.

accomplish this, the Feldman and Cousins [20] approach was adopted. The procedure outlined below was repeated for widths of 0.5, 2, 5 and 10 MeV.

For a given missing mass,  $M_x$ , the first step was to establish the level of background by fitting the 20 MeV wide sidebands above and below the region containing 90% of a hypothesized peak at  $M_x$  with width  $\Gamma_x$ . When  $M_x$  was near the edge of the acceptance, the side band near the edge was reduced, to a minimum of 5 MeV. With the background level fixed, the data were fit to a Breit-Wigner at  $M_x$  and width  $\Gamma_x$  convoluted with a 1.5 MeV wide Gaussian (instrumental resolution) plus the fixed background within the same window. The only free parameter in this fit was the cross section of the Breit-Wigner resonance,  $\sigma_{\text{best}}$ , the most likely cross section, of the possible resonance. Because of the paucity of events in some bins for some spectrometer settings, all fits used maximum likelihood techniques [20, 21]. The range in cross section,  $\sigma$ , accepted at 90% confidence was found by examining deviations in the log likelihood,  $\ln \mathcal{L}$ , as a function of  $\sigma$  from its best value,  $\Delta \ln \mathcal{L}_{\text{data}}(\sigma, \sigma_{\text{data}}^{\text{best}})$ . The limit in  $\Delta \ln \mathcal{L}$  of the 90% confidence region was established by Monte Carlo. For a given *assumed* cross section,  $\sigma_x$ , many Monte Carlo “experiments” were performed. Missing mass spectra for each spectrometer setting were randomly populated with total statistics equal to that of the actual data. The spectral shape was based on the smoothed background shape determined in the data analysis with a hypothetical resonance of cross section  $\sigma_x$  added. From each Monte Carlo “exper-

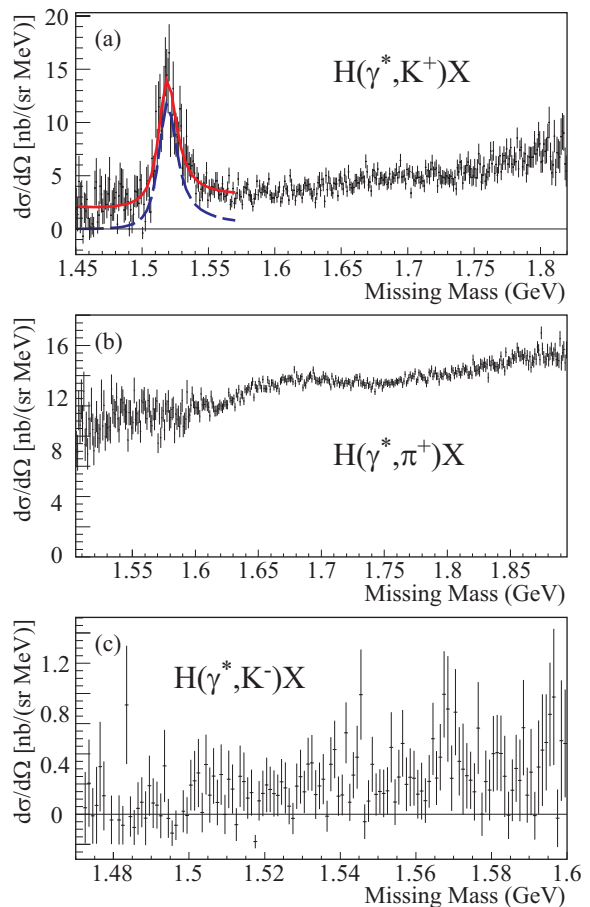


FIG. 2: (Color online) The acceptance-weighted, combined missing mass spectra obtained for the three reaction channels, after accidental coincidence background subtraction: (a)  $\gamma^*p \rightarrow K^+X$  ( $\Sigma_5^0$  search). The solid red curve shows the fit to the  $\Lambda(1520)$  and non-resonant background and the blue dashed curve shows only the  $\Lambda(1520)$  contribution, (b)  $\gamma^*p \rightarrow \pi^+X$  ( $N_5^0$  search), and (c)  $\gamma^*p \rightarrow K^-X$  ( $\Theta^{++}$  search). Other than the  $\Lambda(1520)$  peak in the  $K^+$  channel (a) no statistically significant, narrow peaks were found in the data.

iment”,  $\Delta \ln \mathcal{L}_{\text{MC}}(\sigma_x, \sigma_{\text{MC}}^{\text{best}})$ , the difference between the hypothetical resonance’s cross section and the best fit of the Monte Carlo spectra was determined. The distribution of  $\Delta \ln \mathcal{L}_{\text{MC}}$ ’s from the Monte Carlo “experiments” was examined to determine  $\Delta \ln \mathcal{L}_{90\%}$  such that 90% of the Monte Carlo simulations had  $\Delta \ln \mathcal{L}_{\text{MC}}(\sigma_x, \sigma_{\text{MC}}^{\text{best}}) > \Delta \ln \mathcal{L}_{90\%}$  [22]. If  $\Delta \ln \mathcal{L}_{\text{data}}(\sigma_x, \sigma_{\text{data}}^{\text{best}}) > \Delta \ln \mathcal{L}_{90\%}$ , then  $\sigma_x$  was within the region accepted with 90% confidence. In addition, curves indicating the 90% probability of background fluctuations were generated using a similar technique as suggested by Feldman and Cousins [20]. The upper limit, lower limit and statistical sensitivity curves are shown in Figs. 3, 4 and 5 for the  $\Gamma_x = 0.5$  and 10 MeV cases. The maximum upper limits listed in Tab. I are expressed for each resonance in nb/sr and as a fraction of the  $\Lambda(1520)$  cross section.

TABLE I: This table lists the largest upper limit on the photoproduction cross section of the  $\Sigma_5^0$ ,  $N_5^0$  and  $\Theta^{++}$  in nb/sr and relative to the measured  $\Lambda(1520)$  cross section of  $417 \pm 30$  (stat.)  $\pm 41$  syst. nb/sr for resonance widths of  $\Gamma = 0.5, 2, 5, 10$  MeV.

$\Gamma$ (MeV)	$\Sigma_5^0$		$N_5^0$		$\Theta^{++}$	
	(nb/sr)	%	(nb/sr)	%	(nb/sr)	%
0.5	10.0	2.8	4.5	1.3	3.0	0.8
2.0	11.0	3.1	5.5	1.5	3.5	1.0
5.0	13.0	3.7	6.0	1.7	3.5	1.0
10.0	17.5	4.9	10.5	2.9	4.0	1.1

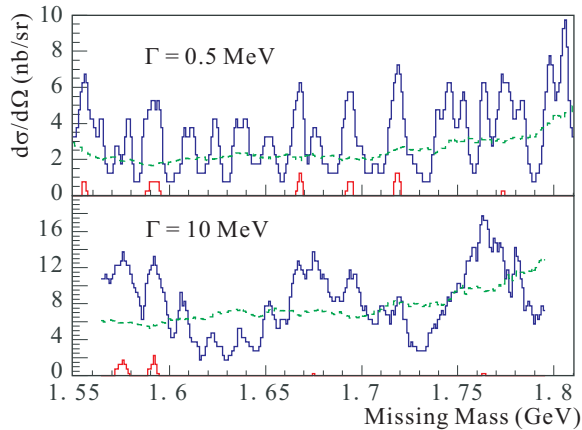


FIG. 3: (Color online) The upper and lower limit [top (blue) and bottom (red) solid lines] at 90% confidence level for the production of the  $\Sigma_5^0$  in the reaction  $\gamma^*p \rightarrow K^+\Sigma_5^0$  is shown as function of mass for two possible widths of the  $\Sigma_5^0$ . In most cases, the lower limit (bottom-red curve) is zero. The smoother green dashed curve shows the statistical sensitivity.

As can be seen in Figs. 3, 4 and 5 most of the 90% confidence region shows only upper limits and the upper limit curves oscillate about the statistical sensitivity curves. Where the lower limit curves are different from zero, they are always below the sensitivity curves implying that none of the lower limits can be distinguished from a statistical fluctuation.

There are several known or suspected resonances in this mass region, in particular several 3 or 4-star  $\Lambda$  and  $\Sigma$  states in the  $\gamma^*p \rightarrow K^+X$  channel [19]. Most are too wide ( $> 50$  MeV) to be visible in this experiment (unless they have a *substantial* cross section) or have only been seen in partial-wave analyses or both. Taken together, they add up to a relatively smooth background.

In conclusion, a high resolution search for the  $\Sigma_5^0$ ,  $N_5^0$  and  $\Theta^{++}$  has been completed using the Jefferson Lab Hall A HRS spectrometers. This search had an instrumental resolution of  $\sigma_{\text{instr.}} = 1.5$  MeV. No statistically significant narrow ( $\Gamma < 10$  MeV) structures were observed in any of the three reaction channels. Upper limits of the

photoproduction cross section for these states were found

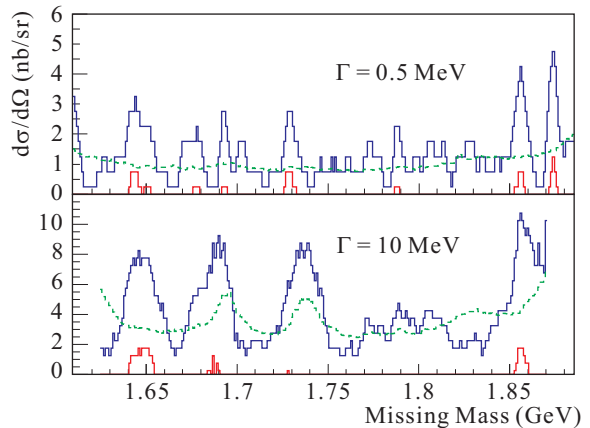


FIG. 4: (Color online) The 90% confidence level limits for the production of the  $N_5^0$  in the reaction  $\gamma^*p \rightarrow \pi^+N_5^0$  is shown. The curves have the same meaning as in Fig. 3.

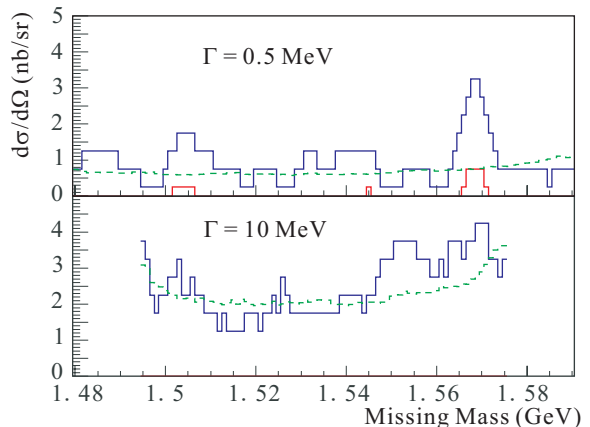


FIG. 5: (Color online) The 90% confidence level for the production of the  $\Theta^{++}$  in the reaction  $\gamma^*p \rightarrow K^-\Theta^{++}$  is shown. The curves have the same meaning as in Fig. 3.

to be  $< 5\%$  of the  $\Lambda(1520)$  photoproduction cross section for  $\Gamma \leq 10$  MeV at 90% C.L.

We would like to acknowledge the outstanding efforts of the Jefferson Lab Hall A technical staff that made this work possible. We are grateful to W.J. Briscoe, W. Dunwoodie, M. Polyakov and M. Vanderhaeghen for useful discussions in planning these measurements. This work was supported in part by the Italian Istituto Nazionale di Fisica Nucleare (INFN), Russian State Grant RSGSS-1124.2003.2, the U.S.-Israeli Binational Science Foundation, U.S. National Science Foundation and the U.S. Department of Energy, Office of Nuclear Physics under contracts DE-AC02-06CH11357, DE-FG02-99ER41110 and DE-AC05-84150, Modification No. M175, under which the Southeastern Universities Research Association (SURA) operates the Thomas Jefferson National Accelerator Facility.

- 
- [1] R. L. Cool et al., Phys. Rev. Lett. **17**, 102 (1966).  
[2] S. Mori et al., Phys. Rev. **185**, 1687 (1969).  
[3] T. G. Trippe et al. (Particle Data Group), Rev. Mod. Phys. **48**, S1 (1976).  
[4] T. Nakano et al. (LEPS), Phys. Rev. Lett. **91**, 012002 (2003), hep-ex/0301020.  
[5] K. H. Hicks, Prog. Part. Nucl. Phys. **55**, 647 (2005), hep-ex/0504027.  
[6] V. D. Burkert, Int. J. Mod. Phys. **A21**, 1764 (2006), hep-ph/0510309.  
[7] R. A. Schumacher, AIP Conf. Proc. **842**, 409 (2006), nucl-ex/0512042.  
[8] D. Diakonov, V. Petrov, and M. V. Polyakov, Z. Phys. **A359**, 305 (1997), hep-ph/9703373.  
[9] R. L. Jaffe and F. Wilczek, Phys. Rev. Lett. **91**, 232003 (2003), hep-ph/0307341.  
[10] S. Capstick, P. R. Page, and W. Roberts, Phys. Lett. **B570**, 185 (2003), hep-ph/0307019.  
[11] R. A. Arndt et al., Phys. Rev. **C69**, 035208 (2004), nucl-th/0312126.  
[12] Y. I. Azimov et al., Eur. Phys. J. **A26**, 79 (2005), hep-ph/0504022.  
[13] H. Kwee, M. Guidal, M. V. Polyakov, and M. Vanderhaeghen, Phys. Rev. **D72**, 054012 (2005), hep-ph/0507180.  
[14] V. Kubarovsky et al. (CLAS), Phys. Rev. Lett. **97**, 102001 (2006), hep-ex/0605001.  
[15] J. Alcorn et al., Nucl. Instrum. Meth. **A522**, 294 (2004).  
[16] P. Brindza et al., IEEE Trans. Appl. Superconductivity **11**, 1594 (2001).  
[17] M. Iodice et al., Nucl. Instrum. Meth. **A553**, 231 (2005).  
[18] J. D. Jackson, Nuovo Cim. **34**, 1644 (1964).  
[19] W. M. Yao et al. (Particle Data Group), J. Phys. **G33**, 1 (2006).  
[20] G. J. Feldman and R. D. Cousins, Phys. Rev. **D57**, 3873 (1998), physics/9711021.  
[21] S. Baker and R. D. Cousins, Nucl. Instrum. Meth. **A221**, 437 (1984).  
[22] Recall  $\ln \mathcal{L} < 0$  (in the large statistic limit,  $\chi^2 = -2 \ln \mathcal{L}$ ).