

How to make the top ten: Approximating PageRank from in-degree

Santo Fortunato^{1,2}
santo@indiana.edu

Marián Boguñá³
marian.boguna@ub.edu

Alessandro Flammini¹
aflammin@indiana.edu

Filippo Menczer¹
fil@indiana.edu

¹ School of Informatics
Indiana University
Bloomington, IN 47406, USA

² Fakultät für Physik
Universität Bielefeld
D-33501 Bielefeld, Germany

³ Departament de Física Fonamental
Universitat de Barcelona
08028 Barcelona, Spain

ABSTRACT

PageRank has become a key element in the success of search engines, allowing to rank the most important hits in the top screen of results. One key aspect that distinguishes PageRank from other prestige measures such as in-degree is its global nature. From the information provider perspective, this makes it difficult or impossible to predict how their pages will be ranked. Consequently a market has emerged for the optimization of search engine results. Here we study the accuracy with which PageRank can be approximated by in-degree, a local measure made freely available by search engines. Theoretical and empirical analyses lead to conclude that given the weak degree correlations in the Web link graph, the approximation can be relatively accurate, giving service and information providers an effective new marketing tool.

Categories and Subject Descriptors

H.3.3 [Information Storage and Retrieval]: Information Search and Retrieval; H.3.4 [Information Storage and Retrieval]: Systems and Software—*Information networks*; H.3.5 [Information Storage and Retrieval]: Online Information Services—*Commercial, Web-based services*; K.4.m [Computers and Society]: Miscellaneous

General Terms

Economics, Measurement

Keywords

Search engine optimization, PageRank, in-degree, mean field approximation, rank prediction.

1. INTRODUCTION

PageRank has become a key element in the success of Web search engines, allowing to rank the most important hits in the top page of results. Certainly the introduction of

PageRank as a factor in sorting results [3] has contributed considerably to Google's lasting dominance in the search engine market [15].

But PageRank is not the only possible measure of importance or prestige among Web pages. The simplest possible way to measure the prestige of a page is to count the incoming links (in-links) to the page. The number of in-links (in-degree) is the number of citations that a page receives from the other pages, so there is a correlation between in-degree and quality, especially when the in-degree is large. The in-degree of Web pages is very cheap to compute and maintain, so that a search engine can easily keep in-degree updated with the evolution of the Web.

However, in-degree is a local measure. All links to a page are considered equal, regardless of where they come from. Two pages with the same in-degree are considered equally important, even if one is cited by much more prestigious sources than the other. To modulate the prestige of a page with that of the pages pointing to it means to move from the examination of an individual node in the link graph to that of the node together with its predecessor neighbors. PageRank represents such a shift from the local measure given by in-degree toward a global measure where each Web page contributes to define the importance of every other page.

From the information provider perspective, the global nature of PageRank makes it difficult or impossible to predict how a new page will be ranked. Yet it is vital for many service and information providers to have good rankings by major search engines for relevant keywords, given that search engines are the primary way that Internet users find and visit Web sites [17, 12]. This situation makes PageRank a valuable good controlled by a few major search engines. Consequently a demand has emerged for companies who perform so-called *search engine optimization* or *search engine marketing* on behalf of business clients. The goal is to increase the rankings of their pages, thus directing traffic to their sites [14]. Search engine marketers have partial knowledge of how search engines rank pages. They have access to undocumented tools to measure PageRank, such as the Google toolbar. Through experience and empirical tests

they can reverse-engineer some important ranking factors. However from inspecting the hundreds of bulletin boards and blogs maintained by search engine marketers it is evident that their work is largely guided by guesswork, trial and error. Nevertheless search engine optimization has grown to be a healthy industry as illustrated by a recent study [7]. Search engine marketing has even assumed ethical and legal ramifications as a sort of arms race has ensued between marketers who want to increase their clients' rankings and search engines who want to maintain the integrity of their systems. The term *search engine spam* refers to those means of promoting Web sites that search engines deem unethical and worthy of blocking [6].

The status quo described above relies on two assumptions: (i) PageRank is a quantitatively different and better prestige measure compared to in-degree; and (ii) PageRank cannot be easily guessed or approximated by in-degree. There seems to be plenty of anecdotal and indirect evidence in support of these assumptions — for example the popularity of PageRank — but little quantitative data to validate them. To wit, Amento *et al.* [2] report a very high average correlation between in-degree and PageRank (Spearman $\rho = 0.93$, Kendall $\tau = 0.83$) based on five queries. Further, they report the same average precision at 10 (60%) based on relevance assessments by human subjects. In this paper we further quantitatively explore these assumptions answering the following questions: *What is the correlation between in-degree and PageRank across representative samples of the Web? How accurately can one approximate PageRank from local knowledge of in-degree?*

From the definition of PageRank, other things being equal, the PageRank of a page grows with the in-degree of the page. Beyond this zero-order approximation, the actual relation between PageRank and in-degree has not been thoroughly investigated in the past. It is known that the distributions of PageRank and in-degree follow an almost identical pattern [11, 4], i.e., a curve ending with a broad tail that follows a power law with exponent about 2.1. This fact may indicate a strong correlation between the two variables. Surprisingly there is no agreement in prior literature about the correlation between PageRank and in-degree. Pandurangan *et al.* [11] show very little correlation based on analysis of the Brown domain and the TREC WT10g collection. Donato *et al.* [4] report on a correlation coefficient which is basically zero based on analysis of a much larger sample ($2 \cdot 10^8$ pages) taken from the WebBase [16] collaboration. On the other hand, analysis of the University of Notre Dame domain by Nakamura [10] reveals a strong correlation.

In Section 2 we estimate PageRank for a generic directed network within a mean field approach. We obtain a system of self-consistent relations for the average value of PageRank of all vertices with equal in-degree. For a network without degree-degree correlations the average PageRank turns out to be simply proportional to the in-degree, modulo an additive constant.

The prediction is validated empirically in Section 3, where we solve the equations numerically for four large samples of the Web graph; in each case the agreement between our theoretical estimate and the empirical data is excellent. We find that the Web graph is basically uncorrelated, so the average PageRank for each degree class can be well approximated by a linear function of the in-degree. As an additional contribution we settle the issue of the correlation between

PageRank and in-degree; the linear correlation coefficient is consistently large for all four samples we have examined, in agreement with Nakamura [10]. We also calculate the size of the fluctuations of PageRank about the average value and find that the relative fluctuations decrease as the in-degree increases, which means that our mean field estimate becomes more accurate for important pages.

Our results suggest that we can approximate PageRank from in-degree. By deriving PageRank with our formula we can predict the rank of a page within a hit list by knowing its in-degree and the number of hits in the list. Section 4 reports on an empirical study of this prediction, performed by submitting AltaVista [1] queries to the Google API [5]. The actual ranks turn out to be scattered about the corresponding predictions. The implication of the fact that PageRank is mostly determined by in-degree is that it is possible to estimate the number of in-links that a new page needs in order to achieve a certain rank among all pages which deal with a specific topic. This provides search marketers — and information providers — with a new powerful tool to guide their campaigns.

2. THEORETICAL ANALYSIS

The PageRank $p(i)$ of a page i is defined through the following expression:

$$p(i) = \frac{q}{N} + (1-q) \sum_{j:j \rightarrow i} p(j)/k_{out}(j) \quad i = 1, 2, \dots, N \quad (1)$$

where N is the total number of pages, $j \rightarrow i$ indicates a hyperlink from j to i , $k_{out}(j)$ is the out-degree of page j and $1 - q$ is the so-called damping factor. The set of Equations 1 can be solved iteratively. From Eq. 1 it is clear that the PageRank of a page grows with the PageRank of the pages that point to it. However, the sum over predecessor neighbors implies that PageRank also increases with the in-degree of the page.

PageRank can be thought of as the stationary probability of a random walk process with additional random jumps. The physical description of the process is as follows: when a random walker is in a node of the network, at the next time step with probability q it jumps to a randomly chosen node and with probability $1 - q$ it moves to one of its successors with uniform probability. In the case of directed networks, there is the possibility that the node has no successors. In this case the walker jumps to a randomly chosen node of the network with probability one. The PageRank of a node i , $p(i)$, is then the probability to find the walker at node i when the process has reached the steady state, a condition that is always guaranteed by the jumping probability q .

The probability to find the walker at node i at time step n follows a simple Markovian equation:

$$p_n(i) = \frac{q}{N} + (1-q) \sum_{j:k_{out}(j) \neq 0} \frac{a_{ji}}{k_{out}(j)} p_{n-1}(j) + \frac{1-q}{N} \sum_{j:k_{out}(j)=0} p_{n-1}(j), \quad (2)$$

where a_{ji} is the adjacency matrix with entry 1 if there is a direct connection between j and i and zero otherwise. The first term in Eq. 2 is the contribution of walkers that decide to jump to a randomly chosen node, the second term is the random walk contribution, and the third term accounts for walkers that at the previous step were located in dangling

points and now jump to random nodes. In the limit $n \rightarrow \infty$ this last contribution becomes a constant term affecting all the nodes in the same way and thus, it can be removed from Eq. 2 under the constraint that the final solution is properly normalized. Hereafter we will use this approach. The PageRank of page i is the steady state solution of Eq. 2, $p(i) = \lim_{n \rightarrow \infty} p_n(i)$.

Equation 2 can be used as a numerical algorithm to compute PageRank but, unfortunately, it is not possible to extract analytical solutions from it. In the next subsection we propose a mean field solution of Eq. 2 that, nevertheless, gives a very accurate description of the PageRank structure of the Web.

2.1 Mean field analysis

Instead of analyzing the PageRank of single pages, we aggregate pages in classes according to their degree $\mathbf{k} \equiv (k_{in}, k_{out})$ and define the average PageRank of nodes of degree class \mathbf{k} as

$$\bar{p}_n(\mathbf{k}) \equiv \frac{1}{NP(\mathbf{k})} \sum_{i \in \mathbf{k}} p_n(i). \quad (3)$$

Note that now “degree class \mathbf{k} ” means all the nodes with in-degree k_{in} and out-degree k_{out} . Taking the average of Eq. 2 for all nodes of the degree class \mathbf{k} we obtain

$$\begin{aligned} \frac{1}{NP(\mathbf{k})} \sum_{i \in \mathbf{k}} p_n(i) &= \frac{q}{N} \\ &+ \frac{(1-q)}{NP(\mathbf{k})} \sum_{i \in \mathbf{k}} \sum_{j: k_{out}(j) \neq 0} \frac{a_{ji}}{k_{out}(j)} p_{n-1}(j). \end{aligned} \quad (4)$$

From Eq. 3 we see that the left-hand side of Eq. 4 is $\bar{p}_n(\mathbf{k})$. In the right-hand side we split the sum over j into two sums, one over all the degree classes \mathbf{k}' and the other over all the nodes within each degree class \mathbf{k}' . We get

$$\bar{p}_n(\mathbf{k}) = \frac{q}{N} + \frac{(1-q)}{NP(\mathbf{k})} \sum_{\mathbf{k}'} \frac{1}{k'_{out}} \sum_{i \in \mathbf{k}} \sum_{j \in \mathbf{k}'} a_{ji} p_{n-1}(j). \quad (5)$$

At this point we perform our mean field approximation, which consists in substituting the PageRank of the predecessor neighbors of node i by its mean value, that is,

$$\begin{aligned} \sum_{i \in \mathbf{k}} \sum_{j \in \mathbf{k}'} a_{ji} p_{n-1}(j) &\simeq \bar{p}_{n-1}(\mathbf{k}') \sum_{i \in \mathbf{k}} \sum_{j \in \mathbf{k}'} a_{ji} \\ &= \bar{p}_{n-1}(\mathbf{k}') E_{\mathbf{k}' \rightarrow \mathbf{k}}, \end{aligned} \quad (6)$$

where $E_{\mathbf{k}' \rightarrow \mathbf{k}}$ is the total number of links pointing from nodes of degree \mathbf{k}' to nodes of degree \mathbf{k} . This matrix can also be rewritten as

$$\begin{aligned} E_{\mathbf{k}' \rightarrow \mathbf{k}} &= k_{in} P(\mathbf{k}) N \frac{E_{\mathbf{k}' \rightarrow \mathbf{k}}}{k_{in} P(\mathbf{k}) N} \\ &= k_{in} P(\mathbf{k}) N P_{in}(\mathbf{k}' | \mathbf{k}), \end{aligned} \quad (7)$$

where $P_{in}(\mathbf{k}' | \mathbf{k})$ is the probability that a predecessor of a node belonging to degree class \mathbf{k} belongs to degree class \mathbf{k}' . Using Equations 6 and 7 in Eq. 5 we finally obtain

$$\bar{p}_n(\mathbf{k}) = \frac{q}{N} + (1-q) k_{in} \sum_{\mathbf{k}'} \frac{P_{in}(\mathbf{k}' | \mathbf{k})}{k'_{out}} \bar{p}_{n-1}(\mathbf{k}'), \quad (8)$$

which is a closed set of equations for the average PageRank of pages in the same degree class. When the network has degree-degree correlations, the solution of this equation is

non-trivial and the resulting PageRank can have a complex dependence on the degree. However, in the particular case of uncorrelated networks the transition probability $P_{in}(\mathbf{k}' | \mathbf{k})$ becomes independent of the degree \mathbf{k} and takes the simpler form

$$P_{in}(\mathbf{k}' | \mathbf{k}) = \frac{k'_{out} P(\mathbf{k}')}{\langle k_{in} \rangle}. \quad (9)$$

Using this expression in Eq. (8) and taking the limit $n \rightarrow \infty$, we obtain

$$\bar{p}(\mathbf{k}) = \frac{q}{N} + \frac{1-q}{N} \frac{k_{in}}{\langle k_{in} \rangle}, \quad (10)$$

that is, the average PageRank of nodes of degree class \mathbf{k} is independent of k_{out} and proportional to k_{in} .

2.2 Fluctuation analysis

The formalism presented in the previous subsection gives a solution for the average PageRank of nodes of the same degree class but it tells us nothing about how PageRank is distributed within one degree class. To fill this gap, we extend our mean field approach to the fluctuations within a degree class. To this end, we first start by taking the square of Eq. 2:

$$\begin{aligned} p_n^2(i) &= \frac{q^2}{N^2} + \frac{2q(1-q)}{N} \sum_j \frac{a_{ji}}{k_{out}(j)} p_{n-1}(j) \\ &+ (1-q)^2 \sum_j \frac{a_{ji}^2}{k_{out}^2(j)} p_{n-1}^2(j) \\ &+ (1-q)^2 \sum_{j \neq j'} \frac{a_{ji} a_{j'i}}{k_{out}(j) k_{out}(j')} p_{n-1}(j) p_{n-1}(j'). \end{aligned} \quad (11)$$

As in the previous calculation, we take the average over degree classes of the square of PageRank and define

$$\bar{p}_n^2(\mathbf{k}) \equiv \frac{1}{NP(\mathbf{k})} \sum_{i \in \mathbf{k}} p_n^2(i). \quad (12)$$

Taking this average in Eq. 11 and rearranging terms we get

$$\begin{aligned} \bar{p}_n^2(\mathbf{k}) &= \frac{q^2}{N^2} + \frac{2q(1-q)}{N} k_{in} \sum_{\mathbf{k}'} \frac{P_{in}(\mathbf{k}' | \mathbf{k})}{k'_{out}} \bar{p}_{n-1}(\mathbf{k}') \\ &+ (1-q)^2 k_{in} \sum_{\mathbf{k}'} \frac{P_{in}(\mathbf{k}' | \mathbf{k})}{k_{out}^2} \bar{p}_{n-1}^2(\mathbf{k}') \\ &+ (1-q)^2 k_{in} (k_{in} - 1) \cdot \\ &\cdot \sum_{\mathbf{k}'} \sum_{\mathbf{k}''} \frac{P_{in}(\mathbf{k}', \mathbf{k}'' | \mathbf{k})}{k'_{out} k''_{out}} \bar{p}_{n-1}(\mathbf{k}') \bar{p}_{n-1}(\mathbf{k}''), \end{aligned} \quad (13)$$

where we have used again the mean field approach. The probability $P_{in}(\mathbf{k}', \mathbf{k}'' | \mathbf{k})$ is the joint probability that a node of degree \mathbf{k} has simultaneously one predecessor of degree \mathbf{k}' and another of degree \mathbf{k}'' . We can make the further assumption that this joint distribution factorizes as $P_{in}(\mathbf{k}', \mathbf{k}'' | \mathbf{k}) = P_{in}(\mathbf{k}' | \mathbf{k}) P_{in}(\mathbf{k}'' | \mathbf{k})$. In this case we can write an equation for the standard deviation within a degree class, $\sigma_n^2(\mathbf{k}) =$

$\overline{p}_n^2(\mathbf{k}) - \overline{p}_n^2(\mathbf{k})$, as follows:

$$\begin{aligned} \frac{\sigma_n^2(\mathbf{k})}{(1-q)^2} &= k_{in} \sum_{\mathbf{k}'} \frac{P_{in}(\mathbf{k}'|\mathbf{k})}{k_{out}^{\prime 2}} \sigma_{n-1}^2(\mathbf{k}') \\ &+ k_{in} \sum_{\mathbf{k}'} \frac{P_{in}(\mathbf{k}'|\mathbf{k})}{k_{out}^{\prime 2}} \overline{p}_{n-1}^2(\mathbf{k}') \\ &- k_{in} \left[\sum_{\mathbf{k}'} \frac{P_{in}(\mathbf{k}'|\mathbf{k})}{k_{out}^{\prime 2}} \overline{p}_{n-1}(\mathbf{k}') \right]^2. \end{aligned} \quad (14)$$

In the case of uncorrelated networks, this equation can be analytically solved in the limit $n \rightarrow \infty$:

$$\sigma^2(\mathbf{k}) = \frac{(1-q)^2}{N^2 \langle k_{in} \rangle^2} \frac{1}{\langle k_{in} \rangle} \frac{\langle (q \langle k_{in} \rangle + (1-q) k_{in})^2 \rangle}{1 - \frac{(1-q)^2}{\langle k_{in} \rangle} \langle \frac{k_{in}}{k_{out}} \rangle} - 1 k_{in}. \quad (15)$$

In the case of the Web, the heavy tail of the in-degree distribution and the high average in-degree allows to simplify this expression as

$$\sigma^2(\mathbf{k}) \simeq \frac{(1-q)^4}{N^2 \langle k_{in} \rangle^3} \left\langle \frac{k_{in}^2}{k_{out}} \right\rangle k_{in}. \quad (16)$$

For large in-degrees, the coefficient of variation is

$$\frac{\sigma(\mathbf{k})}{\overline{p}(\mathbf{k})} \simeq (1-q) \left[\left\langle \frac{k_{in}^2}{k_{out}} \right\rangle \frac{1}{\langle k_{in} \rangle k_{in}} \right]^{1/2}. \quad (17)$$

The factor $\left\langle \frac{k_{in}^2}{k_{out}} \right\rangle$ in this expression can be very large if the network is scale-free, which implies that the relative fluctuations are large for small in-degrees. However, for large in-degrees the relative fluctuations become less important — due to the factor k_{in} in the denominator — and the average PageRank obtained in the previous subsection gives a good approximation. This can be seen by analyzing the coefficient of variation for the nodes with the maximum degree k_{in}^{max} . Assuming that k_{out} is weakly correlated with k_{in} , the coefficient $\left\langle \frac{k_{in}^2}{k_{out}} \right\rangle$ scales with the maximum in-degree as $(k_{in}^{max})^{3-\gamma_{in}}$ and the coefficient of variation as $(k_{in}^{max})^{1-\gamma_{in}/2}$. Since $\gamma_{in} > 2$, the relative fluctuations go to zero. Then, for small in-degrees we expect PageRank to be distributed according to a power law; for intermediate in-degrees, according to a distribution peaked at the average mean field value plus a power law tail; and for large in-degrees, according to a Gaussian distribution centered around the predicted mean field solution.

3. RESULTS

We analyzed four samples of the Web graph. Two of them were obtained by crawls performed in 2001 and 2003 by the WebBase collaboration [16]. The other two were collected by the WebGraph project [8] using the UbiCrawler [9]: the pages belong to two national domains, .uk (2002) and .it (2004), respectively. In Table 1 we list the total number of vertices and edges and the average degree for each data set.

We calculated PageRank with the standard iterative procedure; the factor q was set to 0.15, as in the original paper by Brin and Page [3] and many successive studies. The convergence of the algorithm is very quick: in each case less than a hundred iterations were enough to determine the result with a relative accuracy of 10^{-5} for each vertex. In Fig. 1 we show the distributions of PageRank. In all four

Table 1: Number of pages, links, and average degree ($\langle k \rangle = \langle k_{in} \rangle = \langle k_{out} \rangle$) for the four data sets we have analyzed.

Data set	WB 2001	.uk 2002	WB 2003	.it 2004
# pages	8.1×10^7	1.9×10^7	4.9×10^7	4.1×10^7
# links	7.5×10^8	2.9×10^8	1.2×10^9	1.1×10^9
$\langle k \rangle$	9.34	15.78	24.05	27.50

Table 2: Exponents of the power law part of the PageRank distribution and linear correlation coefficients between PageRank and in-degree.

Data set	WB 2001	.uk 2002	WB 2003	.it 2004
β	2.2 ± 0.1	2.0 ± 0.1	2.0 ± 0.1	2.0 ± 0.1
ρ	0.538	0.554	0.483	0.733

cases we obtained a pattern with a broad tail. The initial part of the distribution can be well fitted by a power law $p^{-\beta}$ with exponent β between 2.0 and 2.2. This is in agreement with the findings of refs. [11, 4]. The right-most part of each curve, corresponding to the pages with highest PageRank, decreases faster. For the WebBase sample of 2001 the tail of the curve up to the last point can be well fitted by a power law with exponent $\beta \approx 2.6$; in the other cases we see evidence of an exponential cutoff.

We have also calculated the linear correlation coefficient between PageRank and in-degree. In Table 2 we list Pearson's ρ together with the slope of the power law portions of the PageRank distributions. We see that the correlation between PageRank and in-degree is rather strong, in contrast to the findings of refs. [11] and especially [4] but in agreement with ref. [10].

We solved Eq. 8 with an analogous iterative procedure as the one we used to calculate PageRank. We now look for the vector $\overline{p}(\mathbf{k})$, defined for all pairs $\mathbf{k} \equiv (k_{in}, k_{out})$ which occur in the network. Since PageRank is a probability, it must be normalized so that its sum over all vertices of the network is one. So we initialized the vector with the constant $\overline{p}_0(\mathbf{k}) = 1/N$, and plugged it into the right-hand side of Eq. 8 to get the first approximation $\overline{p}_1(\mathbf{k})$. We then used

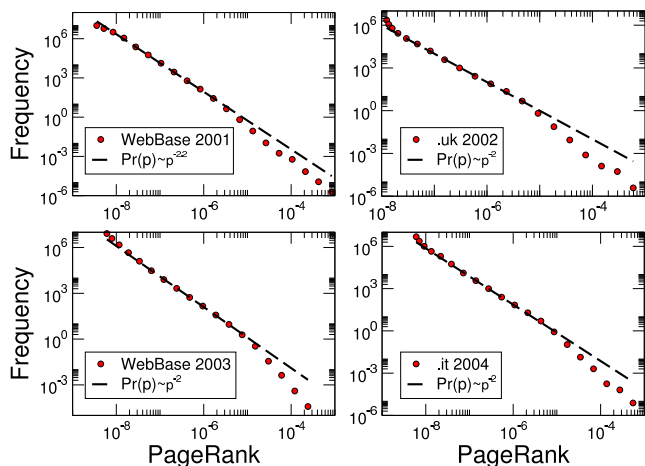


Figure 1: PageRank distributions.

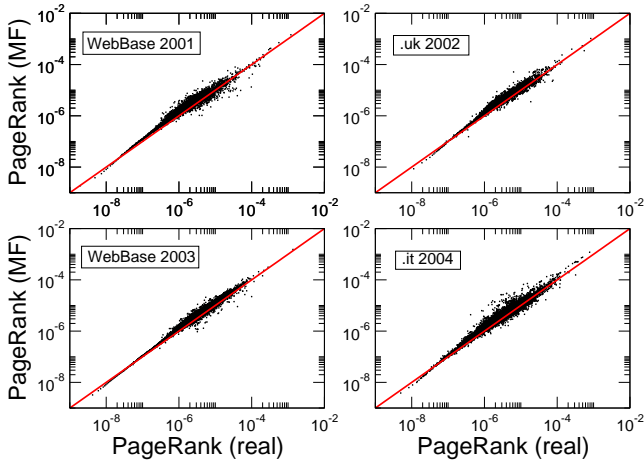


Figure 2: Scatter plots of the empirical average PageRank per degree class versus our mean field (MF) estimate.

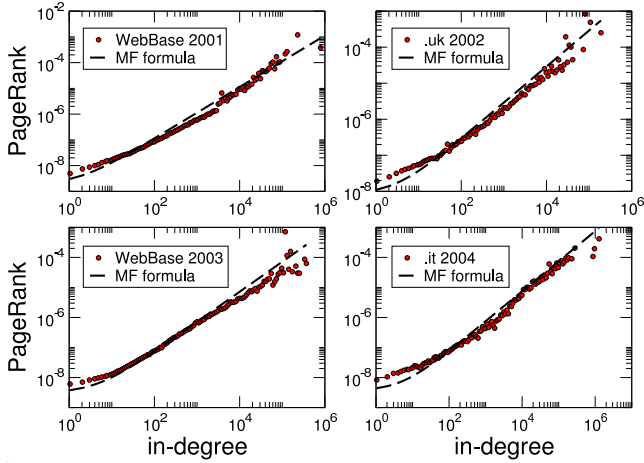


Figure 3: PageRank versus in-degree; the dashed line is the approximation given by the closed formula of Eq. 10.

$\bar{p}_1(\mathbf{k})$ as input to get $\bar{p}_2(\mathbf{k})$, and so on. We remark that the expression of the probability $P_{in}(\mathbf{k}'|\mathbf{k})$ is not a necessary ingredient of the calculation. In fact, the sum on the right-hand side of Eq. 8 is just the average value of $\bar{p}_{n-1}(\mathbf{k}')/k'_{out}$ among all predecessors of vertices with degree \mathbf{k} . The algorithm leads to convergence within a few iterations (we never needed more than 20). In Fig. 2 we compare the values of $\bar{p}(\mathbf{k})$ calculated from Eq. 8 with the corresponding empirical values. Here we averaged $\bar{p}(\mathbf{k})$ over out-degree, so it only depends on the in-degree k_{in} . The variation of $\bar{p}(\mathbf{k})$ with k_{out} (for fixed k_{in}) turns out to be very small. The scatter plots of Fig. 2 show that the mean field approximation gives excellent results: the points are very tightly concentrated about each frame bisector, drawn as a guide to the eye.

We now analyze explicitly the relation between PageRank and in-degree. To plot the function $\bar{p}(k_{in})$ directly is not very helpful because the wide fluctuations of PageRank within each degree class would mistify the pattern for large values of k_{in} . The best thing to do is to average PageR-

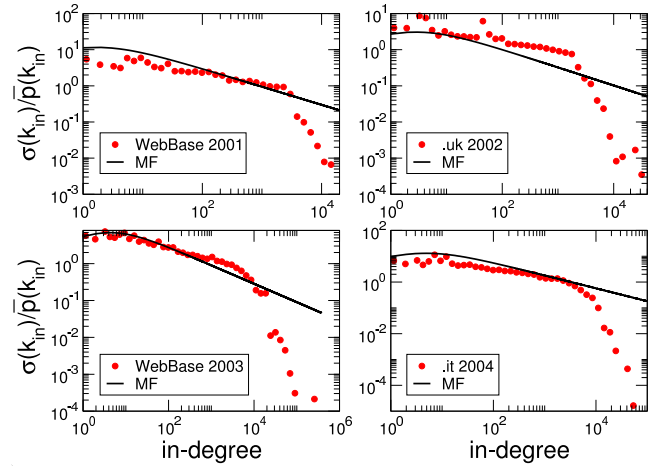


Figure 4: Coefficient of variation of PageRank versus in-degree.

ank within bins of in-degree. As both PageRank and in-degree are power-law distributed, we decided to use logarithmic bins; the multiplicative factor for the bin size is 1.3. The resulting patterns for our four Web samples are presented in Fig. 3. The empirical curves are rather smooth, and show that the average PageRank (per degree class) is an increasing function of in-degree. The relation between the two variables is approximately linear for large in-degrees. This is exactly what we would expect if the degrees of pages were uncorrelated with those of their neighbors in the Web graph. In such a case the relation between PageRank and in-degree is given by Eq. 10. Indeed, the comparison of the empirical data with the curves of Eq. 10 in Fig. 3 is quite good for all data sets. We infer that the Web graph is an essentially uncorrelated graph; this is confirmed by direct measurements of degree-degree correlations in our four Web samples [13]. What is most important, the average PageRank of a page with in-degree k_{in} is well approximated by the simple expression of Eq. 10. The possible applications of this result are examined in the next section.

Let us analyze the empirical fluctuations of PageRank about its mean value. We anticipated in Section 2.2 that we expect large fluctuations for small values of k_{in} , due to the large value of the second moment of the in-degree distribution, and that the relative size of the fluctuations should decrease as k_{in} increases (Eq. 17). Fig. 4 confirms our prediction. We plotted the coefficient of variation $\sigma(k_{in})/\bar{p}(k_{in})$ as a function of k_{in} , once again averaging over out-degree. The trend is clearly decreasing as k_{in} increases. The fluctuations of the data points are due to degree-degree correlations (even if they are small, they are not completely negligible). We also derived mean field estimates for the coefficient of variation. Rather than solving the complete Eq. 14, we used the coefficient of variation for an uncorrelated network, given by the ratio between $\sigma(k_{in})$ from Eq. 15 and $\bar{p}(k_{in})$ from Eq. 10. Nevertheless, the agreement between our approximated estimates and the empirical results in Fig. 4 is very good except for high k_{in} , where we have an insufficient number of points in each degree class leading to high fluctuations.

Finally, we test our prediction for the distribution of PageRank within a degree class. In Fig. 5 we plot the PageRank

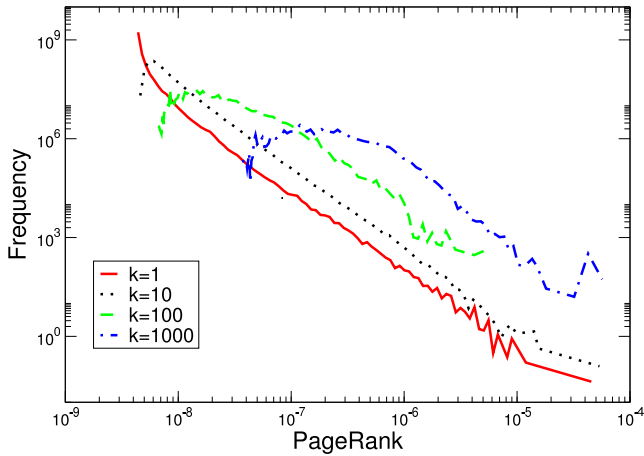


Figure 5: Distributions of PageRank for four degree classes in the link graph from the WebBase 2003 crawl.

distributions for four classes, corresponding to in-degree 1, 10, 100 and 1000. The data refer to the WebBase sample of 2003, but we found the same trend for the other three data sets. We see that for low in-degrees ($k_{in} = 1, 10$) the distribution is a power law. The exponent is essentially the same (2.3 ± 0.1 , as for the other samples). However, for higher degrees ($k_{in} = 100, 1000$), the distribution changes from a power law to a hybrid distribution between a Gaussian and a power law. The Gaussian is signaled by the peak, which in the double logarithmic scale of the plot appears quite flat; the power law is manifest in the long tail of the distribution. The power law tails are all approximately parallel to each other, i.e., the exponent is the same for all curves.

4. APPLICATIONS TO THE LIVE WEB

We have seen that the average PageRank of a page with in-degree k_{in} can be well approximated by the closed formula in Eq. 10. We have also found that PageRank fluctuations about the average become less important for larger k_{in} . These two results suggest that for large enough k_{in} the PageRank of a page with k_{in} in-links only depends on k_{in} , and that Eq. 10 should give at least the correct order of magnitude for its PageRank. To use Eq. 10 for the Web we need to know the total number N of Web pages indexed by Google and their average degree $\langle k_{in} \rangle$. The size of the Google index was published until recently. We use the last reported number, $N \simeq 8.1 \times 10^9$. The average degree is not known; the best we can do is extract it from samples of the Web graph. Our data sets do not deliver a unique value for $\langle k_{in} \rangle$, but they agree on the order of magnitude (see Table 1). Hereafter we use $\langle k_{in} \rangle = 10$.

In this section we want to see whether Eq. 10 can be useful in the live Web. Ideally we should compare the PageRank values of a list of Web pages with the corresponding values derived through our formula. Unfortunately the real PageRank values calculated by Google are not accessible, so we need a different strategy. The simplest choice is to focus on rank rather than PageRank. We know that Google ranks Web pages according to their PageRank values as well as other features which do not depend on Web topology. The latter features are not disclosed; in the following we

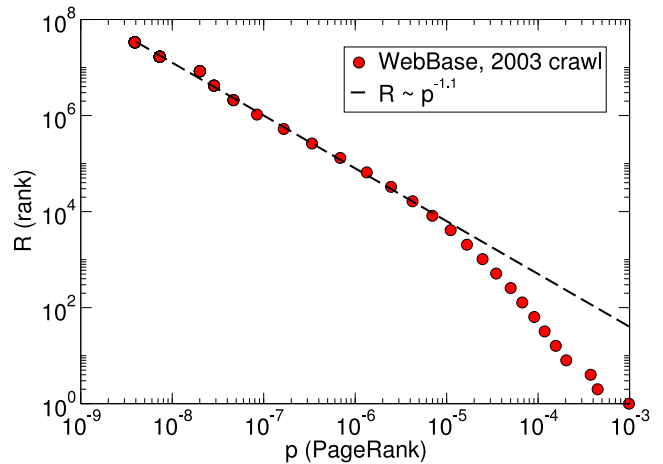


Figure 6: Dependence of the rank of a page on its PageRank value.

disregard them and assume for simplicity that the Google ranking of a Web page exclusively depends on its PageRank value. There is a simple relation between the PageRank p of a Web page and the rank R of that page. The Zipf function $R(p)$ is simply proportional to the cumulative distribution of PageRank. Since the PageRank distribution is approximately a power law with exponent $\beta \simeq 2.1$ (see Section 3), we find that

$$R(p) \simeq A p^{-\alpha}, \quad (18)$$

where $\alpha = \beta - 1 \simeq 1.1$ and A is a proportionality constant. Eq. 18 can be empirically tested. Fig. 6 shows the pattern for the WebBase sample of 2003. The ansatz of Eq. 18 (with $\alpha = 1.1$) reproduces the data for over three orders of magnitude. The rank R referred to above is the global rank of a page of PageRank p , i.e., its position in the list containing all pages of the Web in decreasing order of PageRank. More interesting for information providers and search engine marketers is the rank within hit lists returned for actual queries, where only a limited number of result pages appear. We need a criterion to pass from the global rank R to the rank r within a query's hit list. A page with global rank R could appear at any position $r = 1, 2, \dots, n$ in a list with n hits. In our framework pages differ only by their PageRank values (or, equivalently, by their in-degrees), as we neglect all semantic features. Therefore we can assume that each Web page has the same probability to appear in a hit list. This is a strong assumption, but even if it may fail to describe what happens at the level of an individual query, it is a fair approximation when one considers a large number of queries. Under this hypothesis the probability distribution of the possible positions is a Poissonian, and the expected local rank r of a page with global rank R is given by the mean value:

$$r = R \frac{n}{N}. \quad (19)$$

Now it is possible to test the applicability of Eq. 10 to the Web. We are able to estimate the rank of a Web page within a hit list if we know the number of in-links k_{in} of the page and the number n of hits in the list. The procedure consists of three simple steps:

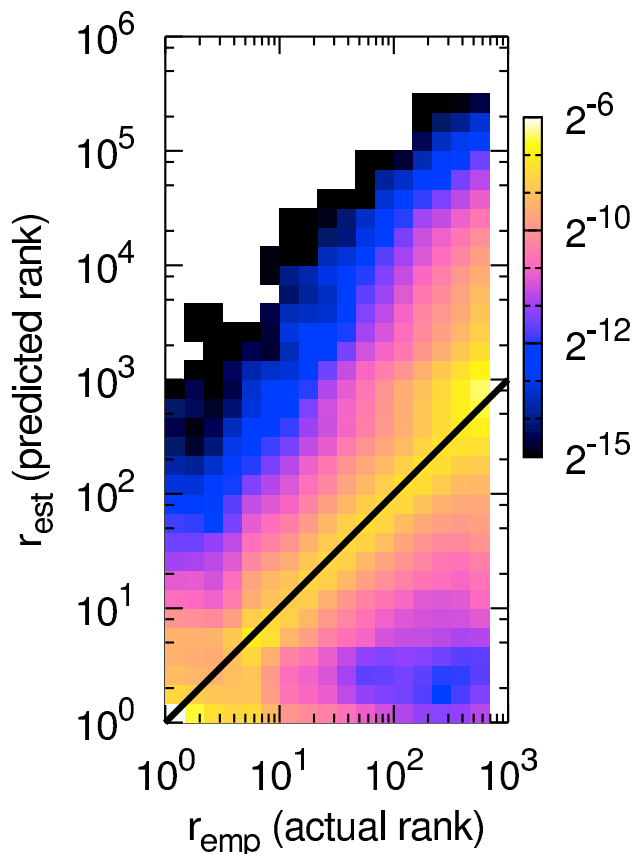


Figure 7: Density map of the scatter plot between predicted rank r_{est} and actual rank r_{emp} for 65,207 queries. The fraction of points in each log-size bin is expressed by the color, also on a logarithmic scale. The diagonal guide to the eye corresponds to $r_{est} = r_{emp}$.

1. from k_{in} we calculate the PageRank p of the page according to Eq. 10;
2. from p we determine the global rank R according to Eq. 18;
3. from R and n we derive the local rank r according to Eq. 19.

The combination of the three steps leads to the following expression of the local rank r as a function of k_{in} and n :

$$r = \frac{A n}{\left(\frac{q}{N} + \frac{1-q}{N \langle k_{in} \rangle} k_{in}\right)^{1.1} N}. \quad (20)$$

The natural way to derive the parameter A would be to perform a fit of the empirical relation between global rank and PageRank, as we did in Fig. 6. The result should then be extrapolated to the full Web graph. As it turns out, the A value derived in this way strongly depends on the sample of the Web, so that one could do no better than estimating the order of magnitude of A . On the other hand A is a simple multiplicative constant, and its value has no effect on

the dependence of the local rank r on the variables k_{in} and n . Therefore we decided to consider it as a free parameter, whose value is to be determined by the comparison with empirical data.

For our analysis we used a set of 65,207 actual queries from a September 2001 AltaVista log [1]. We submitted each query to Google, and picked at random one of the pages of the corresponding hit list. For each selected page, we stored its actual rank r_{emp} within the hit list, as well as its number k_{in} of in-links, which was again determined through Google. The number n of hits of the list was also stored. Google (like other search engines) never displays more than 1000 results per query, so we always have $r_{emp} \leq 1000$. From k_{in} and n we estimated the theoretical rank r_{est} by means of Eq. 20, and compared it with its empirical counterpart r_{emp} . The comparison can be seen in the scatter plot of Fig. 7. Given the large number of queries and the broad range of rank values, we visualize the density of points in logarithmic bins. The region with highest density is a stripe centered on the diagonal line $r_{est} = r_{emp}$ by a suitable choice of A ($A = 1.5 \times 10^{-4}$). We conclude that the rank derived through Eq. 20 is in most cases close to the empirical one. We stress that this result is not trivial, because (i) Web pages are not ranked exclusively according to PageRank; (ii) we are neglecting PageRank fluctuations; and (iii) all pages do not have the same probability of being relevant with respect to a query.

5. DISCUSSION

The present study motivates further enquires. The mean field approach provides a simple functional relationship between average PageRank, in-degree, and degree-degree correlations. The price one pays by using such a simple approximation is the neglect of the significant fluctuations of PageRank values around the mean field average within a degree class. For the majority of pages, having moderate PageRank, fluctuations are more important; the in-degree being equal, they make the difference between being linked by “good” or “bad” pages. A venue we intend to pursue is to understand what makes the difference between two pages with the same in-degree and a very different value of PageRank, and how pages with higher PageRank are differently positioned in the complex architecture of the Web graph.

The approach described here lends itself naturally to applications other than the Web, e.g., bibliometry. Commonly the quality of papers is assessed via the number of citations they receive, and it would be useful to be able to rank papers with the same number of citations through their PageRank values. A characterization of papers leading to high PageRank fluctuations would be useful in this domain as well.

A promising way to study fluctuations at a moderate price in increased complexity could be to use the definition of Eq. 1 where the value of PageRank on the right-hand side is substituted by the mean field approximation. Further work is needed in this direction.

In this paper we have quantitatively explored two key assumptions around the current search status quo, namely that PageRank is very different from in-degree due to its global nature and that PageRank cannot be easily guessed or approximated without global knowledge of the Web graph. We have shown that due to the weak degree-degree correlations in the Web link graph, PageRank is strongly correlated with in-degree and thus the two measures provide

very similar information — the PageRank factor used by search engines to rank pages can be effectively replaced by in-degree, especially for the most popular pages. Further, we have introduced a general mean field approximation of PageRank that, in the specific case of the Web, allows to estimate PageRank from only local knowledge of in-degree. We have further quantified the fluctuations of this approximation, gauging the reliability of the estimate. Finally we have validated the approach with a simple procedure that predicts how actual Web pages are ranked by Google in response to actual queries, using only knowledge about in-degree and the number of query results.

Our method has immediate application for information providers. For instance, the association between rank and in-degree allows one to deduce how many in-links would be needed for a new page to achieve a given rank among all pages that deal with the same topic. This is an issue of crucial economic impact: all companies that advertise their products and services online wish for their homepages to belong among the top-ranked sites in their business sector. Suppose that someone wants their homepage H to appear among the top n pages about topic T . Our recipe is extremely simple and cheap, requiring the submission of two queries to the search engine:

1. submit a query to Google (or another search engine) about topic T ;
2. find the number k_n of in-links for the n -th page in the resulting hit list;
3. H needs at least k_n in-links to appear among the first n hits for topic T .

Of course there are limits to this approach; we do not claim that the lower bound of the number of in-links can be taken as a safe guide. Indeed we have neglected important factors such as the role of page content in retrieving and ranking results, and the fluctuations of the mean field approximation of PageRank.

Notwithstanding the above caveats, our results indicate that at least the order of magnitude should be a reliable reference point. This may be all that is necessary — knowing the difference between the need for one thousand or one million links can be a crucial asset in planning and budgeting a marketing campaign. Is word of mouth sufficient, or is advertising required? Our approach provides a tool to answer this kind of questions. In making such a tool available to search engine marketers and information providers alike, we hope to create a more level playing field so that not only large and powerful organizations but also small communities with little or no marketing budget can make informed decisions about the management of their Web presence.

6. ACKNOWLEDGMENTS

We thank the members of the Networks and Agents Network at IUB, especially Alessandro Vespignani and Mariangeles Serrano, for helpful discussions. We are grateful to Google for extensive use of its Web API, to the WebBase and WebGraph projects for their crawl data, and to AltaVista for use of their query logs. This work is funded in part by a Volkswagen Foundation grant to SF, by the Spanish government's DGES grant FIS2004-05923-CO2-02 to MB, by NSF Career award 0348940 to FM, and by the Indiana University School of Informatics.

7. REFERENCES

- [1] AltaVista. <http://www.altavista.com>.
- [2] B. Amento, L. Terveen, and W. Hill. Does “authority” mean quality? Predicting expert quality ratings of Web documents. In *Proc. 23rd ACM SIGIR Conf. on Research and Development in Information Retrieval*, pages 296–303, 2000.
- [3] S. Brin and L. Page. The anatomy of a large-scale hypertextual Web search engine. *Computer Networks*, 30(1–7):107–117, 1998.
- [4] D. Donato, L. Laura, S. Leonardi, and S. Millozzi. Large scale properties of the webgraph. *European Physical Journal B*, 38:239–243, 2004.
- [5] Google Web API, 2005. <http://www.google.com/apis>.
- [6] M. Gori and I. Witten. The bubble of web visibility. *Communications of the ACM*, 48(3):115–117, 2005.
- [7] iProspect. White papers, tools and search engine marketing research studies. <http://www.iprospect.com/about/searchenginemarketingwhitepapers.htm>.
- [8] Laboratory for Web Algorithmics (LAW), University of Milan, 2005. <http://webgraph.dsi.unimi.it>.
- [9] Laboratory for Web Algorithmics (LAW), University of Milan, and Istituto di Informatica e Telematica of CNR, 2005. <http://ubi.iit.cnr.it/projects/ubicrawler>.
- [10] I. Nakamura. Large scale properties of the webgraph. *Physical Review E*, 68:045104, 2003.
- [11] G. Pandurangan, P. Raghavan, and E. Upfal. Using pagerank to characterize Web structure. In *Proc. 8th Annual International Conference on Combinatorics and Computing (COCOON)*, pages 330–339, Singapore, 2002. Springer-Verlag.
- [12] F. Qiu, Z. Liu, and J. Cho. Analysis of user web traffic with a focus on search activities. In *Proc. International Workshop on the Web and Databases (WebDB)*, 2005.
- [13] M. Serrano, A. Maguitman, M. Boguñá, S. Fortunato, and A. Vespignani. Decoding the structure of the WWW: Facts versus bias. Technical report, Indiana University School of Informatics, 2005. Submitted to WWW2006.
- [14] D. Sullivan. Intro to search engine optimization. <http://searchenginewatch.com/webmasters/article.php/2167921>.
- [15] D. Sullivan. Nielsen//netratings search engine ratings. <http://searchenginewatch.com/reports/article.php/2156451>, August 2005.
- [16] WebBase Project, 2005. <http://www-diglib.stanford.edu/~testbed/doc2/WebBase/>.
- [17] Websidestory, May 2005. Cited by Search Engine Round Table, <http://www.seroundtable.com/archives/001901.html>. According to this source, Websidestory Vice President Jay McCarthy announced at the Search Engine Strategies Conference (Toronto 2005) that the number of page referrals from search engines has surpassed those from other pages.