

# Interference between independent fluctuating condensates

Anatoli Polkovnikov<sup>1,2</sup>, Ehud Altman<sup>1,3</sup>, and Eugene Demler<sup>1</sup>

<sup>1</sup>*Department of Physics, Harvard University, Cambridge, MA 02138*

<sup>2</sup>*Department of Physics, Boston University, Boston, MA 02215*

<sup>3</sup>*Department of Condensed Matter Physics, The Weizmann Institute of Science Rehovot, 76100, Israel*

(Dated: July 14, 2021)

We consider a problem of interference between two independent condensates, which lack true long range order. We show that their interference pattern contains information about correlation functions within each condensate. As an example we analyze the interference between a pair of one dimensional interacting Bose liquids. We find universal scaling of the average fringe contrast with system size and temperature that depends only on the Luttinger parameter. Moreover the full distribution of the fringe contrast, which is also equivalent to the full counting statistics of the interfering atoms, changes with interaction strength and lends information on high order correlation functions. We also demonstrate that the interference between two-dimensional condensates at finite temperature can be used as a direct probe of the Kosterlitz-Thouless transition. Finally, we discuss generalization of our results to describe the interference of a periodic array of independent fluctuating condensates.

## I. INTRODUCTION

An important property of Bose Einstein condensates (BEC) is the existence of a coherent macroscopic phase. Thus, a crucial benchmark in the study of such systems was the observation of interference fringes when two independent condensates were let to expand and overlap<sup>1</sup>. This “two slit” experiment was carried out with cold atoms in three dimensional harmonic traps, where a true condensate exists. The interference fringe amplitude should then be proportional to the condensate fraction, as was indeed observed. However, with current trapping technology it is possible to confine the bosonic atoms to one<sup>2,3,4</sup> or two dimensions<sup>5</sup> where a true condensate may not exist. Instead, these systems are characterized by off-diagonal correlations that decay as a power-law or exponentially in space. What is the interference pattern that arises when two such imperfect condensates are let to expand and overlap? This question is not just of general academic interest. Recently there have been a number of beautiful experiments where the interference between independent condensates was directly observed, see for example Refs. [6,7,8].

Here we address this problem theoretically and show that the result depends crucially on the correlations within each condensate. Therefore, such an experiment would provide a direct and simple probe of the spatial phase correlations. In principle spatial phase correlations may also be extracted from juggling experiments<sup>9,10,11</sup> or the momentum distribution measured by the free expansion of a single condensate<sup>2</sup>. However, creating strongly interacting low dimensional systems typically requires using low density atomic gases, which makes juggling experiments very challenging. Also the highly anisotropic expansion of low dimensional condensates inhibit measurements of the momentum distribution in the slowly expanding longitudinal direction. A method for probing the phase correlations directly in real space would therefore be very useful.

## II. RESULTS AND DISCUSSION

The simplest geometry that we consider is illustrated in Fig. 1. It consists of two parallel one dimensional (1D) condensates a distance  $d$  apart. After the atoms are released from the trap they are let to expand to a transverse size much larger than  $d$ , while no significant expansion occurs in the axial direction. An absorption

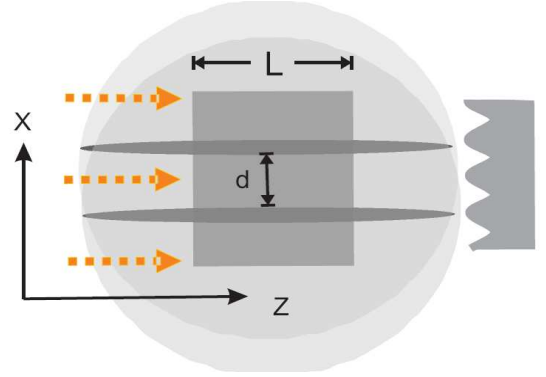


FIG. 1: Schematic view of the possible experimental setup, which produces interference pattern between two independent 1D condensates. Here  $L$  and  $d$  are the imaging length and the separation between the condensates, respectively.

image is then taken by a probe beam directed along the condensate axis. A similar setup is considered for two dimensional (2D) condensates on parallel planes (see Fig. 2). As usual, the absorption image gives the instantaneous three dimensional density profile, integrated along the beam axis.  $\rho(x) = \int_0^L dz a_{tof}^\dagger(x, z) a_{tof}(x, z)$ , where  $a_{tof}^\dagger$  are the Bose creation operators with the subscript “tof”, emphasizing that the corresponding operators are taken after free expansion of atoms,  $z$  is the axial coordinate and  $x$  is the coordinate along the detector (see

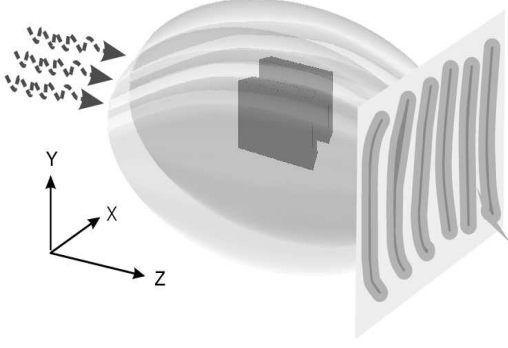


FIG. 2: Same as in Fig 1 but for two dimensional condensates.

Fig. 1). The length  $L$  is typically given by the focal length of the imaging beam. It may also be controlled more precisely by applying magnetic field gradients, so that only a specified section of the cloud is resonant with the probe light. In principle, one can consider an experiment with a probe beam orthogonal to the plane containing two parallel 1D condensates. In this case, it is possible to integrate the resulting interference image within an arbitrary interval and obtain dependence of the interference contrast on  $L$  (note that this dependence characterizes a single run and a series of experiments is still needed to find the average contrast). The other advantage of this set-up is that it can reveal the presence of dipolar oscillations in individual condensates. These modes correspond to the center of mass motion and are not affected by interactions. Dipolar oscillations induce an overall tilt in the interference peak position and can be easily removed by integrating  $\rho(x)$  along a line tilted with respect to the  $z$  axis. However, since most of the current experimental systems do not allow imaging beams that are perpendicular to 1D condensates, we concentrate on the setup shown in Fig. 1.

To discuss the interference contrast we consider the correlation function of the density operator

$$\begin{aligned} \langle \rho(x_1) \rho(x_2) \rangle &= \delta(x_1 - x_2) \int_0^L dz \rho(z) \\ &+ \int_0^L dz_1 dz_2 \langle a_{tof}^\dagger(r_1) a_{tof}^\dagger(r_2) a_{tof}(r_1) a_{tof}(r_2) \rangle, \end{aligned} \quad (1)$$

where  $r_i$  stands for  $(x_i, z_i)$ . Single particle operators in (1) should be taken after the expansion time  $t$ . We can relate them to operators before the expansion:<sup>12</sup>  $a_{tof}(x, z) = a_1(z) e^{iQ_1(x)x - iQ_1^2 t/2m} + a_2(z) e^{iQ_2(x)x - iQ_2^2 t/2m}$ , with  $a_{1,2}$  being operators in the two condensates and  $Q_{12} = m(x \pm d/2)/\hbar t$ . We thus find that the correlation function in (1) has an oscillat-

ing component at wavevector  $Q = md/\hbar t$

$$\langle \rho(x_1) \rho(x_2) \rangle_{\text{int}} = \langle |A_Q|^2 \rangle \left[ e^{iQ(x_1 - x_2)} + \text{c.c.} \right], \quad (2)$$

$$\langle |A_Q|^2 \rangle = \int_0^L dz_1 dz_2 \langle a_2^\dagger(z_1) a_1(z_1) a_1^\dagger(z_2) a_2(z_2) \rangle. \quad (3)$$

Here  $A_Q = \int dz a_1^\dagger(z) a_2(z)$  is the quantum observable corresponding to the amplitude of the interference fringes. It can be extracted from the time of flight (TOF) absorption image by taking the Fourier transform of the density profile. Alternatively one can directly probe  $A_Q^2$  by studying the oscillating component in the density autocorrelation function. Both methods were successfully used in recent experiments<sup>13,14</sup>. In practice it might be easier to study the interference contrast rather than the absolute value of the fringe amplitude. In this case one has to divide  $A_Q$  by the imaging length  $L$ . If the two condensates are decoupled from each other, the expectation value of  $\langle A_Q \rangle$  vanishes. This does not mean that  $|A_Q|$  is zero in each individual measurement but rather shows that the phase of  $A_Q$  is random<sup>15</sup>. Said differently,  $A_Q$  is finite in each experimental run, but its average over many experiments vanishes. To determine the amplitude of interference fringes in individual measurements one should consider an expectation value of the quantity that does not involve the random phase of  $A_Q$ . This naturally brings us to equation (3). From shot to shot  $|A_Q|^2$  fluctuates as well, and Eq. (3) gives its average value.

If the two condensates are identical (but still independent) we may simplify expression (3):

$$\langle |A_Q|^2 \rangle = L \int_0^L dz \langle a^\dagger(z) a(0) \rangle^2. \quad (4)$$

Here we neglected boundary effects by integrating over the center of mass coordinate and assuming that the correlations depend only on  $(z_1 - z_2)$ . Eq. (4) can be generalized for the case of parallel 2D condensates by taking  $z$  to represent the planar coordinates.

To gain intuition into the physical meaning of the fringe amplitude let us first address two simple limiting cases. First, consider the situation where  $\langle a^\dagger(z) a(0) \rangle$  decays exponentially with distance with a correlation length  $\xi \ll L$ . Then Eq. (4) implies that  $|A_Q| \propto \sqrt{L\xi}$ , which has a very simple physical meaning. Since the phase is only coherent over a length  $\xi$  the system is effectively equivalent to parallel chains with  $L/\xi$  pairs of independent condensates. Each pair contributes interference fringes with a constant amplitude proportional to  $\xi$  and a random phase. The total amplitude  $A_Q$  is therefore the result of adding  $L/\xi$  independent vectors of constant length  $\xi$  and random direction, hence we get  $\sqrt{L\xi}$  scaling. Note that the interference contrast, which is proportional to  $A_Q/L$ , the ratio of fringe amplitude to the background signal, scales as  $\sqrt{\xi/L}$ . This observation is similar in spirit to that made in Ref. [6] of interference between 30 independent condensates in a chain. Fringes can be seen, though their average amplitude is suppressed

by a factor of  $\sqrt{30}$  compared to the interference between two condensates. Now consider the opposite limit of perfect condensates, for which  $\langle a^\dagger(z)a(0) \rangle$  is constant. In this case Eq. (4) implies that  $|A_Q| \propto L$ . Pictorially this is the result of adding vectors with a uniform phase, resulting in a fringe amplitude which scales as the total size of the system. This is essentially the result of the experiment in Ref. [1].

### A. One dimensional Bose liquids

We proceed to discuss the case of a 1D interacting gas. We first consider a system at sufficiently low temperature,  $\xi_T \gg L$ , where  $\xi_T$  is the temperature dependent correlation length defined in Eqs. (17) and (18) below. In this regime the correlations decay as a power law rather than exponentially. We therefore, expect that the fringe amplitude will somehow interpolate between the two simple limits considered above. Specifically, at long wavelengths the 1D Bose gas is described by a Luttinger liquid<sup>16</sup> and the long distance off-diagonal correlations behave as

$$\langle a^\dagger(z)a(0) \rangle \sim \rho \left( \frac{\xi_h}{z} \right)^{1/2K}. \quad (5)$$

Here  $\rho$  is the particle density,  $\xi_h$  is the healing length, which also serves as the short range cutoff, and  $K$  is the Luttinger parameter. For bosons with a repulsive short-range potential,  $K$  ranges between 1 and  $\infty$ , with  $K = 1$  corresponding to strong interactions, or “impenetrable” bosons while  $K \rightarrow \infty$  for non interacting bosons. Substituting Eq. (5) into Eq. (4) and assuming that  $L \gg \xi_h$  we arrive at one of our main results

$$\langle |A_Q|^2 \rangle = C \rho^2 L^2 \left( \frac{\xi_h}{L} \right)^{\frac{1}{K}}, \quad (6)$$

where  $C$  is a constant of order unity. Thus we see that the amplitude of the interference fringes ( $\bar{A}_Q \equiv \sqrt{\langle |A_Q|^2 \rangle}$ ), scales with a non trivial power of the imaging length. In the non interacting limit ( $K \rightarrow \infty$ ) the scaling is linear  $\bar{A}_Q \sim L$  as expected for a fully coherent system. Interestingly  $\bar{A}_Q \sim \sqrt{L}$  in the hard core limit ( $K = 1$ ), as in systems with short range correlations which were discussed above. A more careful examination of the integral shows that at  $K = 1$  there are additional logarithmic corrections to the power law scaling

Having derived the amplitude of interference fringes, an interesting question is how this amplitude fluctuates from one experimental run to the next. To answer this question one should consider higher moments of the operator  $|A_Q|^2$ . We find that all moments have the general form:  $\langle |A_Q|^{2n} \rangle = \langle |A_Q|^2 \rangle^n \mathcal{F}_n(K)$ . It follows that when  $|A_Q|^2$  is normalized, its distribution function  $P(|A_Q|^2 / \langle |A_Q|^2 \rangle)$  is fully determined by the Luttinger parameter  $K$ . In particular for large  $K$  the function  $P(|A_Q|^2 / \langle |A_Q|^2 \rangle)$  becomes very narrow characterized by the width  $\sigma \equiv \sqrt{\langle |A_Q|^4 \rangle - \langle |A_Q|^2 \rangle^2} / \langle |A_Q|^2 \rangle \approx$

$\pi/(\sqrt{6}K)$ . As expected, for  $K \rightarrow \infty$  the width of the distribution goes to zero<sup>17</sup>. In the opposite limit of  $K \rightarrow 1$  the distribution takes another simple limiting form:  $P(x) \approx e^{-x}$ . It is interesting to point out that not only the scaling with  $L$  but the whole distribution of the interference fringes at  $K \rightarrow 1$  is equivalent to the one that arises in systems with short range correlations. In Fig. 3 we plot schematically the two distributions obtained in the opposite limits of strong and weak interactions. Note that the true distribution at large  $K$  is slightly asymmetric. We address this issue in a separate paper<sup>18</sup>. We see that there is an interesting crossover from a narrow distribution in weakly interacting systems ( $K \gg 1$ ) to a wide poissonian distribution in the hard-core limit ( $K \rightarrow 1$ ). In fact, one can show that there is a close connection between the distribution function  $P(x)$  and the partition function of the boundary Sine-Gordon problem. This gives a direct link between interference of two 1D quasi-condensates and thermodynamics of a single impurity problem in a Luttinger liquid. We defer the details of this problem and the crossover from weak to strong interactions for future investigation.<sup>18</sup>.

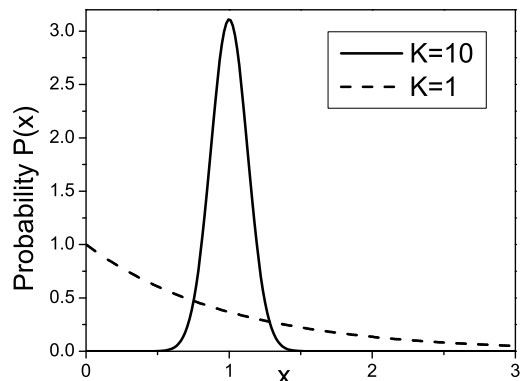


FIG. 3: Schematic plots of the distribution function  $P(x)$  of the normalized intensity of interference fringes ( $x = |A_Q|^2 / \langle |A_Q|^2 \rangle$ ) in strongly and weakly interacting regimes:  $K \rightarrow 1$  and  $K = 10$ .

We showed above that it is possible to extract  $K$  by analyzing either the scaling of the fringe amplitude with system size or by analyzing its distribution at a given system size. Another approach involves changing the angle  $\theta$  between the probe beam and the condensate axis while keeping the imaging length fixed. The resulting absorption image then corresponds to integration of the cloud density along a line at an angle  $\theta$  to the  $z$  axis. Then Eq. (1) should be changed accordingly. Let  $\bar{x}$  be the transverse coordinate on the screen ( $z = 0$ ), then in the second term in the right hand side of (1) we substitute  $x = \bar{x} - z \tan \theta$ . On squaring we obtain the analogue of

Eq. (4)

$$\langle |A_Q|^2(\theta) \rangle = L \int_0^L dz \langle a^\dagger(z) a(0) \rangle^2 \cos[q(\theta)z], \quad (7)$$

where  $q(\theta) = k_0 \tan \theta$ . For sufficiently large imaging length ( $qL \gg 1$ ) this yields

$$\langle |A_Q|^2(\theta) \rangle \sim (\rho^2 L \xi_h) (\xi_h q)^{1/K-1}, \quad (8)$$

Thus the Luttinger parameter may be extracted from the angle dependence of the fringe amplitude. For  $qL \ll 1$  (i.e. very small angles) Eq. (7) reduces to Eq. (4). Note that if one uses the imaging beam orthogonal to the condensates, then  $\theta$  will be simply the angle between the  $z$  axis and the direction of integration of the interference contrast.

Before concluding this section let us address the effect of temperature. It is well known that at any finite temperature the off-diagonal correlations in a one dimensional Bose system must be short ranged. Specifically at sufficiently long distances they decay exponentially with a correlation length  $\xi_T \sim 1/T$ . The zero temperature results presented above are valid at sufficiently low temperature that  $\xi_T \gg L$ . At higher temperature such that  $\xi_T \ll L$ , the scaling of the fringe amplitude with length must be  $|\bar{A}_Q| \sim \sqrt{L}$  as discussed above for systems with short range correlations. However, as long as  $\xi_T \gg \xi_h$  the temperature dependence of the fringe amplitude is universal and it depends only on the Luttinger parameter:

$$\langle |A_Q|^2 \rangle \sim L \rho^2 \xi_h \left( \frac{\hbar^2}{m \xi^2} \frac{1}{T} \right)^{1-\frac{1}{K}}. \quad (9)$$

This provides another experimental method to extract Luttinger physics.

## B. Two dimensional systems

We now consider a pair of parallel 2D condensates. In direct analogy to the 1D condensates, the imaging axis may be taken parallel or at some angle to the plane of the condensates. In the former case one should consider the scaling of the fringe amplitude with imaging length, while in the latter case the variation with angle.

It is well known that in two dimensions, long range order may exist only at zero temperature. At sufficiently low temperatures off-diagonal correlations are algebraic, with

$$\langle a^\dagger(\mathbf{r}) a(\mathbf{0}) \rangle \sim \rho \left( \frac{\xi_h}{r} \right)^\alpha. \quad (10)$$

for  $r \gg \xi_h$ . On the other hand, above the Kosterlitz-Thouless (KT) transition at  $T = T_c$ , the correlations decay exponentially. We will show that this transition is characterized by a jump in the behavior of the fringe

amplitude, related to the well known universal jump of the superfluid stiffness at  $T_c$ .

The exponent in (10) is given by  $\alpha = mT/2\pi\rho_s(T)\hbar^2$ . For weakly interacting bosons at temperatures well below  $T_c$ ,  $\rho_s(T)$  is simply equal to the density  $\rho$ . As one approaches the transition  $\rho_s$  is renormalized by fluctuations, and at the transition  $\rho_s(T_c) = 2mT_c/\pi\hbar^2$ . Therefore the exponent  $\alpha$  assumes a universal value  $\alpha_c = 1/4$  at the transition. Thus for temperatures  $T < T_c$  we have  $0 < \alpha < \alpha_c$ .

Let us now discuss the consequences of this physics to the experimentally measurable fringe amplitude. As illustrated in Fig. 2, the interference pattern is now truly 2D in the sense that cuts along  $x$  at different coordinate  $y$  display a different fringe pattern. To obtain a 1D pattern as a function of  $x$  alone we may integrate the image intensity over an “integration length”  $L_y$ . Recall that in addition the imaging process automatically integrates over an imaging length  $L_z$  along the  $z$  axis. Now the generalization of Eq. (4) to the 2D case is straight forward

$$\langle |A_Q|^2 \rangle \sim L_y L_z \int_0^{L_y} dy \int_0^{L_z} dz \langle a^\dagger(y, z) a(0, 0) \rangle^2. \quad (11)$$

For simplicity we assume that  $L_y$  and  $L_z$  are scaled simultaneously as  $L_y = L_z = \sqrt{\Omega}$ , with  $\Omega$  the imaging area. Then using Eqs. (10) and (11) we find that for  $T < T_c$

$$\langle |A_Q|^2 \rangle \sim \Omega^{2-\alpha}. \quad (12)$$

So below the transition the scaling of  $|A_Q|$  with size ranges from linear at  $T = 0$  to  $\Omega^{0.875}$  at the KT transition ( $\alpha_c = 1/4$ ). On the other hand, for  $T > T_c$  the correlations decay exponentially and  $|A_Q| \sim \sqrt{\Omega}$ . Hence we find a universal jump at  $T = T_c$  in the power characterizing the size dependence of  $|A_Q|$ . One can also consider a setup where only dependence on one length, say  $L_y$ , is studied while the other one  $L_z$  is fixed. Then if  $L_y \gg L_z$ , Eq. (12) immediately generalizes to  $\langle |A_Q|^2 \rangle \sim L_y^{2-2\alpha}$ . In this case the power jump in  $|A_Q|$  is bigger: from 0.75 to 0.5 as  $T$  crosses  $T_c$ . This jump is a direct signature of the *KT* physics, to be contrasted with the result for 1D condensates, where the scaling power with system size interpolated smoothly between 1 and 2. It should be noted, however, that a 1D system on an optical lattice, which undergoes a Mott transition at  $T = 0$ , would display a universal jump similar to the 2D case discussed here. In the same way one can study the shape of the distribution of the interference amplitude and find that as  $T$  increases to  $T_c$  the distribution gradually broadens but always remains relatively narrow. On the other hand, as  $T$  becomes larger than  $T_c$  the distribution assumes a broad poissonian form.

The analysis for imaging the 2D condensates with a slanted probe beam can be carried over from the 1D case. The scaling of the interference contrast with  $q = k_0 \tan \theta$ ,

at constant imaging area, is then  $\langle |A_Q|^2 \rangle \sim 1/q^{2-2\alpha}$  below the KT transition, and  $\langle |A_Q|^2 \rangle \sim 1/(1 + q^2 \xi^2)^{3/2}$  above it. Again the transition is characterized by a universal jump of the power at small  $q$ . We emphasize that  $\theta$  can be either the angle between the beam and the  $z$  axis (see Fig. 2) or the angle between the  $y$  axis and the direction of integration. The latter is preferable, because within a single experimental shot it is possible to obtain the whole angular dependence of  $A_Q^2$ .

Regardless of the experimental approach of choice, the interference between a parallel pair of independent 2D condensates can serve as a direct probe of Kosterlitz-Thouless physics. However a word of caution is in order. The correlation length, which coincides with the healing length at very low temperatures<sup>19</sup> ( $\xi_T \approx \xi_h = \hbar/\sqrt{mg\rho}$ ), diverges at the KT transition as  $\xi_T \propto \exp(b/\sqrt{T_c - T})$ <sup>20</sup>. Therefore, with increasing temperature, one has to probe the system at increasing distances  $r \gg \xi_h(T)$  (or  $L^{-1} \ll q \ll 1/\xi_h(T)$ ) in order to measure the asymptotic form of the correlation function (10). This might hinder accurate determination of the universal jump.

### C. Discussion

Before concluding this paper we would like to make a few additional remarks. We considered a pair of interfering quasi-condensates, however most of our arguments can be generalized to the case of several independent condensates. Of particular interest is a periodic array of tubes<sup>2,3,4</sup> or pancakes created by an optical potential<sup>5,21,22</sup>. The interference pattern in this case shows correlations at a set of wavevectors  $Q_n = nQ$ , where  $n$  is an integer and  $Q$  is determined by the distance between neighboring condensates. The size and angle dependence of the average interference amplitudes for each of these wavevectors should have the same scaling properties as two quasi-condensates. However, the distribution function of fringe amplitudes will be different. In particular, in the limit of a large number of condensates, the distribution function should become very narrow. This follows immediately from the observation that in this limit, higher order correlation functions in TOF images are dominated by products of two point correlation function in different condensates, so there should be no broadening associated with Eq. (15) below.

Another point worth making regards the possibility of making analogous experiments with Fermions. For example, one can consider an interference of two independent 1D fermionic systems. One obvious difference from the bosonic case will be the change of sign in the correlation function (2), reflecting different statistics of the fermions (this corresponds to fermion antibunching). More importantly the correlation function decays as  $1/|x|^{1/2(K+1/K)}$ , i.e. as  $1/x$  or faster. This means that the integral in (4) is dominated by short distances, where the Luttinger liquid description is not sufficient, and that the integral converges as  $L \rightarrow \infty$ . Infrared convergence of (4) im-

plies trivial scaling  $|A_Q| \propto \sqrt{L}$ . Moreover, the integrals appearing in all moments of the distribution are similarly infrared convergent, which results in a Poissonian fringe distribution at large  $L$ :  $P(x) \propto e^{-x}$ , as found for bosons at high temperature. In order to extract information on the Luttinger parameter one can analyze the decay of density-density correlations in the noise  $\langle \rho_{int}(x, z_0) \rho_{int}(x, z_0 + z) \rangle$  as a function of  $z$ , which are directly related to the integrand of (4). We note that these correlations have an oscillating component, similar to Friedel oscillations, with wavevector  $2k_f$ . The oscillating component appears as a peak (cusp singularity) in the angular dependence of the interference contrast at an imaging angle  $k_0 \tan \theta = 2k_f$  (see Eq. (7)). The shape of this cusp as well as of the cusp at  $\theta = 0$  holds information on the Luttinger parameter. A more detailed analysis of the fermionic case lies beyond the scope of this work and will be addressed in future work.

In conclusion, we analyzed the interference between two independent quasi-condensates. We showed that scaling properties of interference fringes directly probe the algebraic off-diagonal correlations. In particular, for one dimensional condensates the scaling with imaging length or with temperature allows to extract the Luttinger parameter. In the case of two dimensional condensates this method provides a unique probe of the Kosterlitz-Thouless transition. We also argued that in the 1D case one can use the distribution function of the interference amplitude (which is also equivalent to the full counting statistics of interfering bosons) as the qualitative probe of the Luttinger constant. In particular, at  $K \gg 1$  the distribution is narrow and at  $K \rightarrow 1$  or at finite temperatures it becomes wide Poissonian (see Fig. 3). In the 2D case we expect a sharp change in the shape of the distribution function at the KT transition. The scaling analysis remains intact if more than two independent condensates are present, but the distribution functions can no longer be used as a probe of the correlations.

## III. METHODS

### A. Luttinger liquid parameter

The Luttinger liquid provides a universal long-wavelength description of one dimensional interacting Bose liquids which allows to calculate the long distance behavior of correlations such as (5). In certain regimes it is possible to derive the Luttinger parameter  $K$  and the healing length  $\xi_h$  from the microscopic interactions. In particular, for bosons with *weak* contact interactions, relevant for ultra cold atom systems discussed in this work, one can use Bogoliubov theory to obtain<sup>23,24</sup>:

$$\xi_h \approx \frac{1}{\rho\sqrt{\gamma}}, \quad K \approx \frac{\pi}{\sqrt{\gamma}} \left( 1 - \sqrt{\frac{\gamma}{2\pi}} \right)^{-1/2}. \quad (13)$$

Here  $\gamma \equiv 2/(a_{1d}\rho) \lesssim 1$  is a dimensionless measure of the interaction strength and  $a_{1d}$  is the one dimensional scattering length. Analytic expressions for these parameters may also be derived in the limit of strong contact interaction  $\gamma \gg 1$ <sup>23</sup>:

$$\xi \approx 1/\rho, \quad K \approx 1 + \frac{4}{\gamma}. \quad (14)$$

### B. Moments of the fringe amplitude

All the moments in the distribution of  $|A_Q|^2$  can be obtained by generalizing the two point correlation function in Eq. (3) to the  $2n$ -point correlation function

$$\langle |A_Q|^{2n} \rangle = \int_0^L \dots \int_0^L dz_1 \dots dz_n dz'_1 \dots dz'_n \\ |\langle a^\dagger(z_1) \dots a^\dagger(z_n) a(z'_1) \dots a(z'_n) \rangle|^2 \quad (15)$$

For bosons with repulsive interactions described by the Luttinger parameter  $K$  we have

$$\langle |A_Q|^{2n} \rangle = (\tilde{C}\rho^2 L^2)^n \left( \frac{\xi_h}{L} \right)^{\frac{n}{K}} \int_0^1 \dots \int_0^1 d\omega_1 \dots d\omega'_n \\ \left| \frac{\prod_{i < j} |\omega_i - \omega_j| \prod_{i < j} |\omega'_i - \omega'_j|}{\prod_{ij} |\omega_i - \omega'_j|} \right|^{1/K}. \quad (16)$$

which is precisely of the form  $\langle |A_Q|^{2n} \rangle = \langle |A_Q|^2 \rangle^n \mathcal{F}_n(K)$ . Integrals of the type appearing in Eq. (16) have been discussed by Fendley et.al.<sup>25</sup>, who demonstrated that they can be calculated using special properties of Jack polynomials. From the knowledge of all moments one can, in principle, construct the full distribution of the interference fringes amplitude. In this paper we only discuss the limits of weak ( $K \gg 1$ ) and strong ( $K \approx 1$ ) interactions.

### C. Finite temperature correlations in one dimension

The finite temperature off-diagonal correlations are given by<sup>23</sup>:

$$\langle a^\dagger(z) a(0) \rangle \sim \rho \xi_h^{1/2K} \left( \frac{\pi/\xi_T}{\sinh \pi z/\xi_T} \right)^{1/2K}, \quad (17)$$

where the thermal correlation length  $\xi_T$  is

$$\frac{\xi_T}{\xi_h} \approx \left( \frac{\hbar^2}{m\xi_h^2} \right) \frac{1}{T}. \quad (18)$$

Eq. (17) is valid for sufficiently low temperatures so that  $\xi_T \gg \xi_h$ , or equivalently  $T \ll \hbar^2/m\xi_h^2$ . For  $z \ll \xi_T$  Eq. (17) reduces to the zero temperature correlation (5). In the opposite limit  $z \gg \xi_T$  the correlation function (17) may be approximated by

$$\langle a^\dagger(z) a(0) \rangle \sim \rho \left( \frac{\xi_h}{\xi_T} \right)^{\frac{1}{2K}} e^{-\pi z/2K\xi_T}. \quad (19)$$

As we already noted, for sufficiently low temperatures when  $\xi_T > L$ , the fringe amplitude may be found from Eq. (6). For  $L \gg \xi_T$  equation (19) implies

$$\langle |A_Q|^2 \rangle \sim L \rho^2 \xi_h^{1/K} \xi_T^{1-\frac{1}{K}}. \quad (20)$$

Finally, substituting (18) for  $\xi_T$  gives (9).

We also note that the angular dependence of the fringe amplitude at finite temperature is given by:

$$\langle |A_Q|^2(\theta) \rangle \sim \rho^2 L \xi_h^{1/K} \xi_T^{1-\frac{1}{K}} \frac{K/\pi}{1 + K^2 q^2 \xi_T^2/\pi^2}. \quad (21)$$

From this expression it is harder to extract  $K$  directly because of uncertainty in determination of  $\xi_h$  and hence  $\xi_T$ .

### IV. ACKNOWLEDGEMENTS

We are grateful to P. Fendley, M. Greiner, V. Gritsev, Z. Hadzibabic, M. Lukin, M. Oberthaller, M. Oshikawa, J. Schmiedmayer, V. Vuletic, D. Weiss, and K. Yang for useful discussions. This work was partially supported by BSF and NSF grant DMR-0132874.

<sup>1</sup> M. R. Andrews, C. G. Townsend, H. J. Miesner, D. S. Durfee, D. M. Kurn, and W. Ketterle, *Science* **275**, 637 (1997).

<sup>2</sup> B. Paredes, A. Widera, V. Murg, O. Mandel, S. Fölling, I. Cirac, G. V. Shlyapnikov, T. W. Hänsch, and I. Bloch, *Nature* **429**, 277 (2004).

<sup>3</sup> T. Kinoshita, T. R. Wenger and D. S. Weiss, *Science* **305**, 1125 (2004).

<sup>4</sup> C. D. Fertig, K. M. O'Hara, J. H. Huckans, S. L. Rol-

ston, W. D. Phillips, and J. V. Porto, *Phys. Rev. Lett.* **94**, 120403 (2005).

<sup>5</sup> S. Stock, Z. Hadzibabic, B. Battelier, M. Cheneau, and J. Dalibard, *Phys. Rev. Lett.* **95**, 190403 (2005).

<sup>6</sup> Z. Hadzibabic, S. Stock, B. Battelier, V. Bretin, and J. Dalibard, *Phys. Rev. Lett.* **93**, 180403 (2004).

<sup>7</sup> T. Schumm, S. Hofferberth, L. M. Andersson, S. Wildermuth, S. Groth, I. Bar-Joseph, J. Schmiedmayer and

- P. Krüger, *Nature Physics* **1**, 57, (2005).
- <sup>8</sup> Y. Shin, C. Sanner, G.-B. Jo, T. A. Pasquini, M. Saba, W. Ketterle, D. E. Pritchard, M. Vengalattore, and M. Prentiss, *Phys. Rev. A* **72**, 021601 (2005).
  - <sup>9</sup> E. W. Hagley, L. Deng, M. Kozuma, J. Wen, K. Helmer-son, S. L. Rolston, and W. D. Phillips, *Science* **283**, 1706 (1999).
  - <sup>10</sup> I. Bloch, T. W. Hänsch and T. Esslinger, *Nature* **403**, 166 (2000).
  - <sup>11</sup> D. S. Petrov, G. V. Shlyapnikov, J. T. M. Walraven, *Phys. Rev. Lett.* **85**, 3745 (2000).
  - <sup>12</sup> R. Roth and K. Burnett, *Phys. Rev. A* **67**, 031602(R) (2003).
  - <sup>13</sup> M. Greiner, C. A. Regal, J. T. Stewart, and D. S. Jin, *Phys. Rev. Lett.* **94**, 110401 (2005).
  - <sup>14</sup> S. Foelling, F. Gerbier, A. Widera, O. Mandel, T. Gericke, and I. Bloch, *Nature* **434**, 481 (2005).
  - <sup>15</sup> Y. Castin and J. Dalibard, *Phys. Rev. A* **55**, 4330 (1997).
  - <sup>16</sup> F.D.M. Haldane, *Phys. Rev. Lett.* **47**, 1840 (1981).
  - <sup>17</sup> J. Javanainen and S.M. Yoo, *Phys. Rev. Lett.* **76**, 161 (1996).
  - <sup>18</sup> V. Gritsev, E. Altman, E. Demler, and A. Polkovnikov, in preparation.
  - <sup>19</sup> D. S. Petrov, M. Holzmann, and G. V. Shlyapnikov, *Phys. Rev. Lett.* **84**, 2551 (2000).
  - <sup>20</sup> P. M. Chaikin and T. C. Lubensky, *Principles of Condensed Matter Physics*, (Cambridge, UK, 1995).
  - <sup>21</sup> B. Eiermann, P. Treutlein, Th. Anker, M. Albiez, M. Taglieber, K.-P. Marzlin, and M. K. Oberthaler, *Phys. Rev. Lett.* **91**, 060402 (2003).
  - <sup>22</sup> F. S. Cataliotti, S. Burger, C. Fort, P. Maddaloni, F. Minardi, A. Trombettoni, A. Smerzi, and M. Inguscio, *Science* **293**, 843 (2001).
  - <sup>23</sup> M.A. Cazalilla, *J. Phys. B* **37**, S1 (2004).
  - <sup>24</sup> C. Mora and Y. Castin, *Phys. Rev. A* **67**, 053615 (2003).
  - <sup>25</sup> P. Fendley, F. Lesage and H. Saleur, *J. of Stat. Phys.* **79**, 799 (1995).