

Half-metallic antiferromagnets in thiospinels

Min Sik Park and B. I. Min

Department of Physics, Pohang University of Science and Technology, Pohang 790-784, Korea
(October 29, 2018)

We have theoretically designed the half-metallic (HM) antiferromagnets (AFMs) in thiospinel systems, $\text{Mn}(\text{CrV})\text{S}_4$ and $\text{Fe}_{0.5}\text{Cu}_{0.5}(\text{V}_{0.5}\text{Ti}_{1.5})\text{S}_4$, based on the electronic structure studies in the local-spin-density approximation (LSDA). We have also explored electronic and magnetic properties of parent spinel compounds of the above systems; CuV_2S_4 and CuTi_2S_4 are found to be HM ferromagnets in their cubic spinel structures, while MnCr_2S_4 is a ferrimagnetic insulator. We have discussed the feasibility of material synthesis of HM-AFM thiospinel systems.

PACS numbers: 71.20.Be, 75.25.+Z, 75.50.Ee

Since the first theoretical report of Heusler half-metallic (HM) ferromagnet NiMnSb by de Groot *et al.* [1], much effort has been devoted to developing the HM magnetic materials, in which the conduction electrons at the Fermi level E_F are 100% spin-polarized [2]. Especially, the HM antiferromagnet (AFM) attracts great attention because it is a non-magnetic metal but its conduction electrons are 100% spin-polarized. It can be used as a probe of the spin-polarized scanning tunneling microscope without perturbing the spin-character of samples. Further, the HM-AFM is expected to play a vital role in the future spintronic devices that utilize the spin polarization of the carriers.

The first HM-AFM, $\text{V}_7\text{MnFe}_8\text{Sb}_7\text{In}$, which is a derivative of the Heusler compound, was proposed by van Leuken and de Groot [3]. Another possibility was suggested by Pickett [4] in the double perovskite system such as La_2VMnO_6 . In this case, V and Mn have antiferromagnetically aligned magnetic moments that exactly cancel each other. To date, there has been no successful experimental realization of the HM-AFM.

The thiospinel FeCr_2S_4 in its metallic phase has the HM ferrimagnetic state with nominal valence configurations of Fe^{2+} (d^6) and Cr^{3+} (d^3) [5–7]. The magnetic moments of Fe and Cr are $4\mu_B$ and $-3\mu_B$, respectively, which produce the integer total magnetic moment of $-2\mu_B$ per formula unit. From this, one can expect that FeV_2S_4 becomes a HM-AFM, since V has one less electron than Cr and so the magnetic moment of two V^{3+} (d^2 : $S=1$) ions would cancel that of Fe^{2+} (d^6 : $S=2$), still possessing the HM property. Indeed the local-spin-density approximation (LSDA) band calculation yields the HM-AFM electronic structure of FeV_2S_4 [8]. Unfortunately, FeV_2S_4 does not exist in the cubic spinel structure but in the hexagonal NiAs structure (Cr_3S_4 -type) with a complicated magnetic configuration [9]. So the above expectation does not work for FeV_2S_4 in nature.

Motivated by the above expectation, we attempt to search for the HM-AFM in other thiospinel compounds. Most of the thiospinel compounds of AB_2S_4 -type (A, B : transition metals) with cubic structure have a ferrimagnetic ground state. Usually, the magnetic moment of the A ion in the tetrahedral site is antiferromagneti-

cally polarized with that of the B ion in the octahedral site. Under this circumstance, there are some pairs of A and B which give rise to the exactly cancelled magnetic moment in AB_2S_4 . Moreover, some spinels have the HM electronic structures, as in FeCr_2S_4 . Then, by choosing proper pairs which satisfy these two conditions, one can devise the thiospinels with the HM-AFM nature. One possible pair is $\text{Mn}(5\mu_B)$ at A-site and mixed cations $\text{Cr}(3\mu_B)$ - $\text{V}(2\mu_B)$ at B-site. Another possible pair is $\text{Fe}_{0.5}(2.5\mu_B)$ - $\text{Cu}_{0.5}(0.0\mu_B)$ at A-site and $\text{V}_{0.5}(1\mu_B)$ - $\text{Ti}_{1.5}(1.5\mu_B)$ at B-site. Even though a pair like $\text{Fe}(4\mu_B)$ and $\text{V}(2\mu_B)$ can be chosen, they are not crystallized in the cubic spinel structure, as discussed above. For the same reason, the pairs, such as $[\text{Co}(3\mu_B)$ and $\text{Ti}(1\mu_B)$ - $\text{V}(2\mu_B)]$, and $[\text{Ni}(2\mu_B)$ and $\text{Ti}(1\mu_B)]$, are not suitable for a possible HM-AFM, because Ti and V form thiospinels only with Cu [10].

In this work, we will propose two candidates of HM-AFM in thiospinels with cubic spinel structure: $\text{Mn}[\text{CrV}]\text{S}_4$ and $\text{Fe}_{0.5}\text{Cu}_{0.5}[\text{V}_{0.5}\text{Ti}_{1.5}]\text{S}_4$. We show that electronic structures of these thiospinels have the HM-AFM nature, by using the LSDA on the basis of the linearized muffin-tin orbital (LMTO) band method. The von Barth-Hedin form of the exchange-correlation potential is utilized.

Mn[CrV]S₄ – We have performed the LSDA band calculation for a hypothetical spinel $\text{Mn}[\text{CrV}]\text{S}_4$. We used two formula units in the primitive unit cell. The primitive unit cell is formed by a cubic closed-packed (fcc) array of S atoms, in which one eighth of the tetrahedral and one-half of the octahedral interstitial sites are occupied by cations. S atoms have four-fold coordination, formed by three octahedral cations and one tetrahedral cation. For the LMTO calculation, four empty spheres are considered in the interstitial sites to enhance the packing ratio.

Figure 1 shows that $\text{Mn}[\text{CrV}]\text{S}_4$ has the HM-AFM ground state at the lattice constant $a = 10.110\text{\AA}$ which is the experimental lattice constant of MnCr_2S_4 . Spins of Cr and V are ferromagnetically aligned, but they are antiferromagnetically aligned to those of Mn. The energy gap is evident near E_F in the spin-up density of states (DOS), and the DOS at E_F originates mainly from spin-down $\text{V-}3d$ (\sim two t_{2g} electrons) states which will con-

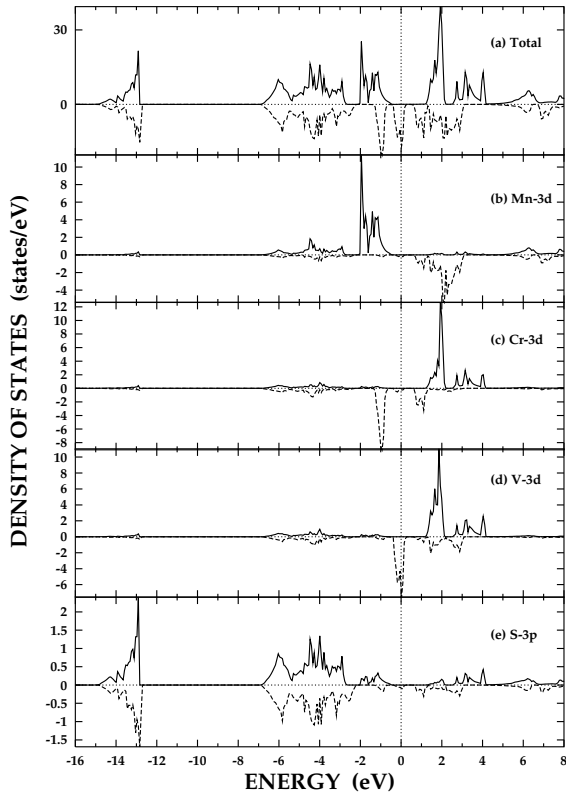


FIG. 1. Total and projected local density of states (PLDOS) of $\text{Mn}[\text{CrV}]_4\text{S}_4$.

tribute to the metallic conductivity. Five spin-up Mn-3d states and three spin-down $\text{Cr-}t_{2g}$ states are fully occupied. Note that small spin-down states are induced in Mn and Cr near E_F by the hybridization with those of V. The occupied DOS suggests that $\text{Mn}[\text{CrV}]_4\text{S}_4$ has a nominal valence configuration of $\text{Mn}^{2+}[\text{CrV}]^3+\text{S}_4^{2-}$, which corresponds to the normal spinel structure. By counting the small magnetic moments of S and empty spheres (ES), the total magnetic moment becomes zero in the unit cell which is a nature of the HM-AFM (Table I).

MnCr_2S_4 , the end member of $\text{Mn}[\text{CrV}]_4\text{S}_4$, is known to be a ferrimagnetic insulator with $T_C = 80$ K [11] and with the total magnetic moment $\sim 1\mu_B$ [12]. Neutron diffraction experiment at 4.2 K provided that Cr and Mn have local magnetic moments of $3\mu_B$ and $4.7\mu_B$, respectively [13]. Our LSDA band calculation yields the insulating ground state (Fig. 2) with local magnetic moments of $3.13\mu_B$ and $4.56\mu_B$ for Cr and Mn, respectively, which agrees well with experimental results (Table I). The insu-

TABLE I. Total and local spin magnetic moments in μ_B of $\text{Mn}[\text{CrV}]_4\text{S}_4$ (MCVS) and MnCr_2S_4 (MCS). ES denotes the empty sphere.

	Total	Mn	Cr	V	S	ES
MCVS	0.00	-4.55	3.17	1.99	-0.11	-0.09
MCS	1.00	-4.56	3.13		-0.13	-0.09

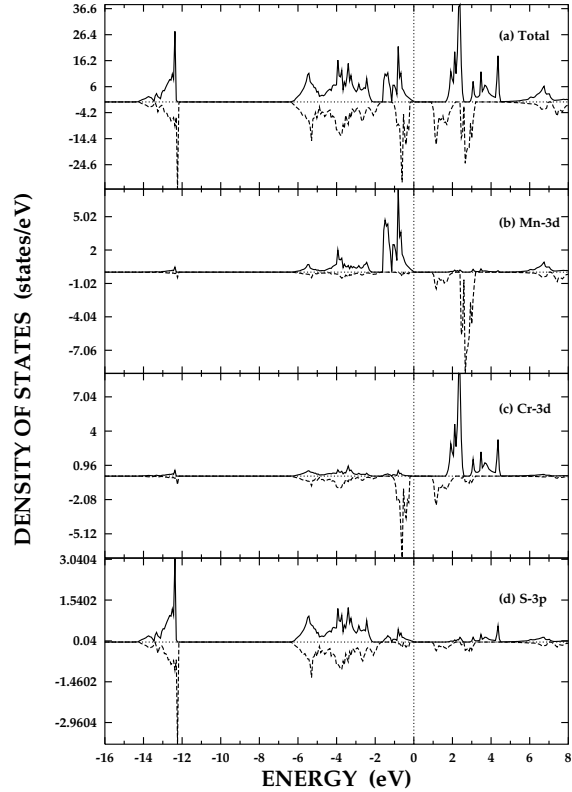


FIG. 2. Total and PLDOS of MnCr_2S_4 .

lating property comes from the Mn ($e_g^2t_{2g}^3$) exchange split spin polarized energy gap and the Cr (t_{2g}^3) crystal field split energy gap. The ferrimagnetism in MnCr_2S_4 can be understood in terms of the ordinary kinetic superexchange interaction. It is thus evident that the HM-AFM $\text{Mn}[\text{CrV}]_4\text{S}_4$ results from the insertion of V-3d band in the gap region of MnCr_2S_4 with the magnetic moment parallel to that of Cr.

Unfortunately, the other end member MnV_2S_4 exists in the Cr_3S_4 -type structure [14]. It has been reported that the spinel phase of $\text{Mn}[\text{Cr}_{2-x}\text{V}_x]_4\text{S}_4$ is formed successfully up to $x = 0.6$ with decreasing magnetic moment from $\sim 1\mu_B$ at $x = 0.0$ to $\sim 0.4\mu_B$ at $x = 0.6$ [15]. From this, one can extrapolate zero magnetic moment at $x = 1.0$ in accordance with the present LSDA band result. Only when the spinel structure with substituting V for Cr in MnCr_2S_4 is retained, the HM-AFM $\text{Mn}[\text{CrV}]_4\text{S}_4$ could be synthesized. The above experimental result may indicate that the bulk spinel phase of $\text{Mn}[\text{Cr}_{2-x}\text{V}_x]_4\text{S}_4$ would be unstable over $x = 0.6$. Then the possible attempt would be an artificial fabrication of $\text{Mn}[\text{CrV}]_4\text{S}_4$ film on appropriate substrates, which is desirable to be tested experimentally.

$\text{Fe}_{0.5}\text{Cu}_{0.5}[\text{V}_{0.5}\text{Ti}_{1.5}]\text{S}_4$ – We have mentioned that FeV_2S_4 , if it exists in the cubic spinel form, would be a strong candidate for the HM-AFM. We have also seen that V and Ti form thiospinels only with Cu: CuV_2S_4 and CuTi_2S_4 [10]. On the basis of this, we have explored the combination of Fe, Cu, V, and Ti to make a

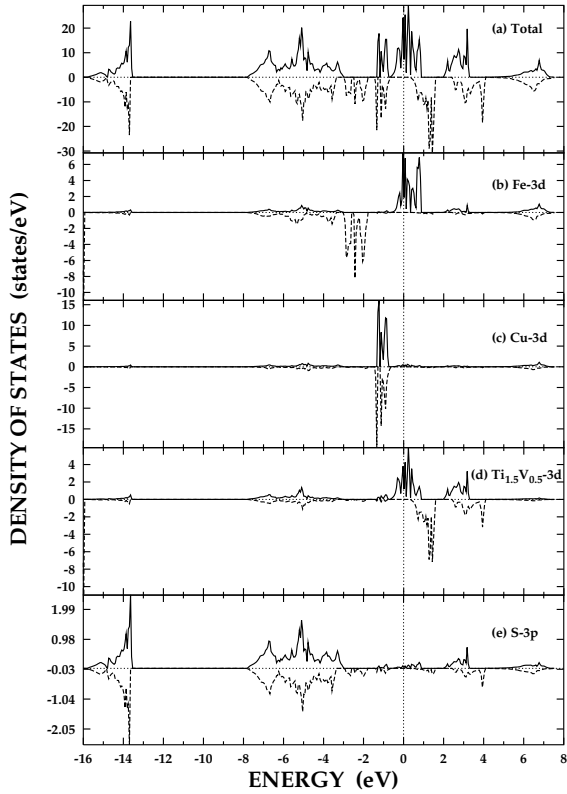


FIG. 3. Total and PLDOS of $\text{Fe}_{0.5}\text{Cu}_{0.5}[\text{V}_{0.5}\text{Ti}_{1.5}]\text{S}_4$.

thiospinel possessing both the HM and the AFM nature: $\text{Fe}_{0.5}\text{Cu}_{0.5}[\text{V}_{0.5}\text{Ti}_{1.5}]\text{S}_4$ (FCVTS). We have performed the LSDA electronic structure calculation for FCVTS by replacing $\text{V}_{0.5}\text{Ti}_{1.5}$ with a virtual atom having atomic number 22.25. The lattice constant of $a = 9.8865\text{\AA}$ is used which is interpolated from end members, CuV_2S_4 and CuTi_2S_4 . As shown in Fig. 3, FCVTS really has the HM-AFM electronic structure. Ten Cu $3d$ -states and five spin-down Fe $3d$ -states are fully occupied. The DOS at E_F originates from spin-up Fe $3d$ ($\sim e_g^1$) and $\text{V}_{0.5}\text{Ti}_{1.5}$ $3d$ ($\sim t_{2g}^2$) states. The calculated magnetic moments in Table. II reflect that the valence configuration of FCVTS corresponds to $\text{Fe}_{0.5}^{2+}\text{Cu}_{0.5}^{1+}[\text{V}_{0.5}\text{Ti}_{1.5}]^{3.25+}\text{S}_4^{2-}$ with zero total magnetic moment. The magnetic mechanism in FCVTS can be understood in a similar way to the case in $\text{Fe}_{0.5}\text{Cu}_{0.5}\text{Cr}_2\text{S}_4$ [5]

Now, let us discuss the possibility of synthesizing FCVTS. We first consider parent thiospinels, CuV_2S_4 and CuTi_2S_4 , both of which have metallic nature [16].

TABLE II. Total and local spin magnetic moments in μ_B of $\text{Fe}_{0.5}\text{Cu}_{0.5}[\text{V}_{0.5}\text{Ti}_{1.5}]\text{S}_4$ (FCVTS), cubic spinel CuV_2S_4 (CVS), and CuTi_2S_4 (CTS).

	Total	Fe	Cu	$\text{V}_{0.5}\text{Ti}_{1.5}$	V	Ti	S	ES
FCVTS	0.00	-3.57	-0.13	1.08			-0.07	0.03
CVS	3.00		-0.28		1.89		0.12	0.00
CTS	1.00		-0.17			0.66	0.04	0.00

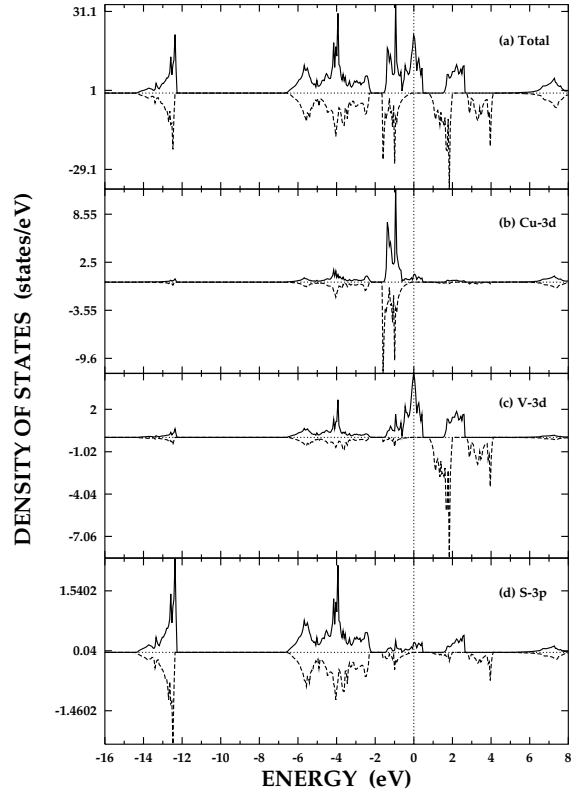


FIG. 4. Total and PLDOS of CuV_2S_4 .

The LSDA band calculation shows that the CuV_2S_4 has a HM ground state in its cubic spinel structure (Fig. 4). But, this result does not coincide with experimental results for CuV_2S_4 having no spontaneous magnetic property. In fact, CuV_2S_4 has a CDW-type phase transition below 90 K. Accordingly, the cubic unit cell is transformed to a tetragonal structure which is induced by the Jahn-Teller local small distortion at the V site [17–21]. Our result suggests that if CuV_2S_4 exists in the cubic spinel structure, it will have a HM ferromagnetic ground state. The oxidation state of Cu atoms of CuV_2S_4 is closer to Cu^+ [22]. The bands near E_F are predominantly of V $3d$ character, so that the metallic nature of CuV_2S_4 comes mainly from the V atom [22].

The CDW-type phase transition can be suppressed by the random occupation of the octahedral sites in the spinel structure. Indeed, $\text{Cu}[\text{V}_{1.9}\text{Ti}_{0.1}]\text{S}_4$ showed no evidence of a phase transition due to random occupation of the octahedral sites by the V-Ti mixture [23]. CuV_2S_4 has a large susceptibility due to considerable exchange enhancement [23]. The ferromagnetism in the Cr-mixed CuV_2S_4 compound $\text{CuV}_{2-x}\text{Cr}_x\text{S}_4$ at low Cr concentrations is considered to come from the large susceptibility of CuV_2S_4 [23]. Therefore, one can also expect that, if some of Cu atoms are replaced by Fe atoms, $(\text{FeCu})\text{V}_2\text{S}_4$ would become a ferromagnet.

CuTi_2S_4 shows a metallic behavior [24] and the weak magnetism [25]. Our LSDA band calculation also indicates that both the metallic nature and the weak mag-

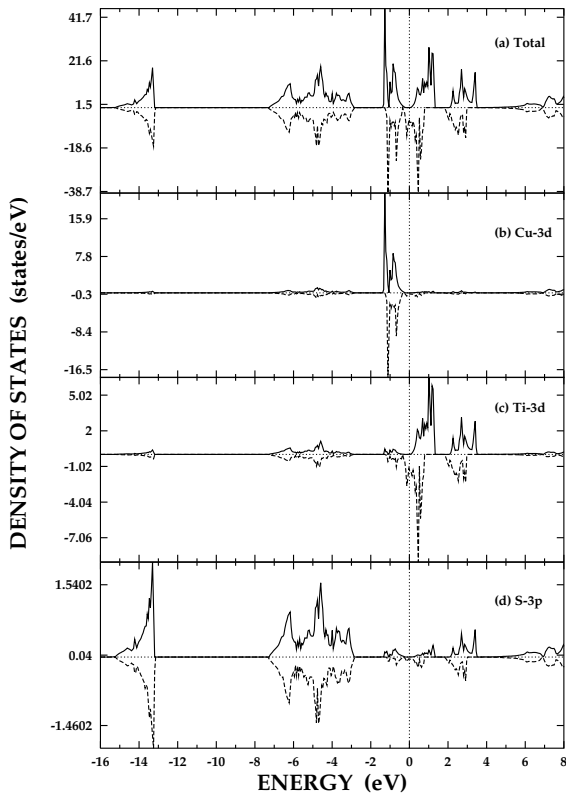


FIG. 5. Total and PLDOS of CuTi_2S_4 .

netism of CuTi_2S_4 result from $3d$ -bands of Ti ions (Table. II). As shown in Fig. 5, the CuTi_2S_4 also has a HM ferromagnetic ground state. The electronic configuration of Cu at the A-site is considered to be close to $e_g^4 t_{2g}^6$ ($S=0$). Combining the above features, one can make a metallic $\text{Cu}[\text{V}_{0.5}\text{Ti}_{1.5}]\text{S}_4$ having a large susceptibility. Then by mixing Fe ions with $\text{Cu}[\text{V}_{0.5}\text{Ti}_{1.5}]\text{S}_4$ to have exact cancellation of magnetic moments, one can possibly make HM-AFM FCVTS.

In conclusion, we have predicted that $\text{Mn}[\text{CrV}]\text{S}_4$ and FCVTS are candidates for the HM-AFM in thiospinels, based on the LMTO band results in the LSDA. $\text{Mn}[\text{CrV}]\text{S}_4$ and FCVTS satisfy two criteria for the HM-AFM: the antiferromagnetic couplings between magnetic moments and the HM property. The possibility of synthesizing HM-AFMs is discussed by considering electronic, transport, and magnetic properties of parent thiospinel compounds. MnCr_2S_4 found to be a ferrimagnetic insulator in agreement with experiment, while CuV_2S_4 and CuTi_2S_4 are found to be HM ferromagnets in their cubic spinel structures.

Acknowledgments – This work was supported by the KOSEF through the eSSC at POSTECH and in part by the BK21 Project.

- [1] R. A. de Groot and F. M. Mueller, P. G. van Engen, and K. H. J. Buschow, Phys. Rev. Lett. **50**, 2024 (1983).
- [2] see the review by V. Yu. Irkhin and M. I. Katsnel'son, Usp. Fiz. Nauk **164**, 705 (1994) [Sov. Phys. Usp. **37**, 659 (1994)].
- [3] H. van Leuken and R. A. de Groot, Phys. Rev. Lett. **74**, 1171 (1995).
- [4] W. E. Pickett, Phys. Rev. B **57**, 10613 (1998).
- [5] M. S. Park, S. K. Kwon, S. J. Youn, and B. I. Min, Phys. Rev. B **59**, 10018 (1999). The ground state of FeCr_2S_4 is an insulator due to the Jahn-Teller distortion below 10 K.
- [6] J. -S. Kang, S. J. Kim, C. S. Kim, C. G. Olson, and B. I. Min, Phys. Rev. B **63**, 144412 (2001).
- [7] E. Z. Kurmaev, A. V. Postnikov, H. M. Palmer, C. Greaves, S. Bartkowski, V. Tsurkan, M. Demeter, D. Hartmann, M. Neumann, D. A. Zatsepin, V. R. Galakhov, S. N. Shamin, V. Trofimova, J. Phys.: Condens. Matter **12**, 5411 (2000).
- [8] M. S. Park and B. I. Min, unpublished.
- [9] A. V. Powell, C. Ritter and P. Vaquero, J. Solid State Chem. **144**, 372 (1999).
- [10] A. Wold and K. Dwight, Solid State Chemistry: Synthesis, Structure and Properties of Selected Oxides and Sulfides, Chapman and Hall, New York, 1993, ch11.
- [11] F. K. Lotgering, J. Phys. Chem. Solids. **29**, 699 (1968).
- [12] V. Tsurkan, M. Demeter, B. Schneider, D. Hartmann, M. Neumann, Solid State Commun. **114**, 149 (2000).
- [13] N. Menyuk, K. Dwight, A. Wold, J. Appl. Phys. **36**, 1088 (1965).
- [14] M. Nogues, M. Mejai and L. Goldstein, J. Phys. Chem. Solids, **40**, 375 (1979).
- [15] L. Goldstein, P. Gibart, M. Mejai and M. Perrin, Physica **86-88B**, 893 (1977).
- [16] R. J. Bouchard, P. A. Russo and A. Wold, Inorg. Chem. **4**, 685 (1965).
- [17] Y. Yoshikawa, S. Wada, K. Miyatani, T. Tanaka and M. Miyamoto, Phys. Rev. B **55**, 74 (1997).
- [18] R. M. Fleming, F. J. DiSalvo, R. J. Cava and J. V. Waszczak, Phys. Rev. B **24**, 2850 (1981).
- [19] J. Mahy, D. Colaitis, D. Van Dyck and S. Amelinckx, J. Solid State Chem. **68**, 320 (1987).
- [20] T. Hagino, Y. Seki, S. Takayanagi, N. Wada and S. Nagata, Phys. Rev. B **49**, 6822 (1994).
- [21] T. Ohno, Y. Kishimoto, Physica B **259-261**, 971 (1999).
- [22] Z. W. Lu, B. M. Klein, E. Z. Kurmaev, V. M. Cherkashenko, V. R. Galakhov, S. N. Shamin, Yu. M. Yarmoshenko, V. A. Trofimova, St. Uhlenbrock, M. Neumann, T. Furubayashi, T. Hagino and S. Nagata, Phys. Rev. B **53**, 9626 (1996).
- [23] F. J. DiSalvo and J. V. Waszczak, Phys. Rev. B **26**, 2501 (1982).
- [24] N. Matsumoto, T. Hagino, K. Taniguchi, S. Chikazawa, S. Nagata, Physica B **284-288**, 1978 (2000).
- [25] T. Koyama, H. Sugita, S. Wada, K. Miyatani, H. Tanaka, M. Ishikawa, Physica B **284-288**, 1513 (2000).