

# Autosolitons in trapped Bose-Einstein condensates with two- and three-body inelastic processes

Victo S. Filho<sup>1</sup>, F.Kh. Abdullaev<sup>1,2</sup>, A. Gammal<sup>1</sup>, Lauro Tomio<sup>1</sup>

<sup>1</sup>*Instituto de Física Teórica, Universidade Estadual Paulista, 01405-900, São Paulo, Brazil,*

<sup>2</sup>*Physical-Technical Institute, Tashkent, Uzbekistan*

(October 23, 2018)

In this work, we consider the conditions for the existence of autosolitons, in trapped Bose-Einstein condensates with attractive atomic interactions. First, the variational approach is employed to estimate the stationary solutions for the three-dimensional Gross-Pitaevskii equation with trap potential, linear atomic feeding from the thermal cloud and two- and three-body inelastic processes. Next, by using exact numerical calculations, we show that the variational approach gives reliable analytical results. We also discuss the possible observation of autosolitons in experiments with <sup>7</sup>Li.

PACS numbers: 03.75.Fi, 32.80.Pj, 42.50.Md, 42.81.Dp

## I. INTRODUCTION

The existence of envelope autosolitons in one-dimensional (1D) case, in homogeneous nonlinear medium with dissipation and amplification, was revealed by Pereira and Stenflo [1]. They found the exact solution for autosolitons with arbitrary growth and damping strengths in the perturbed nonlinear Schrödinger equation (NLSE). Later, autosolitons were discovered in nonlinear fiber optics, namely in fibers with amplifiers and distributed filters (the latter corresponds to the frequency-dependent damping in the nonlinear Schrödinger equation) [2,3] and also for waves on the surface of deep water [4]. Correspondingly, in a two-dimensional (2D) homogeneous medium with amplification and nonlinear damping, the possibility of existence of a 2D analog of the Pereira-Stenflo solitons was recently shown by a variational approach [5]. Autosolitons in a weakly dispersive nonlinear media, described by the Korteweg-deVries equation, have been studied in Refs. [6,7].

The autosolitons can be distinguished from ordinary solitons. The latter exist in conservative media and are originated from the balance between the nonlinear and dispersive effects of the wave propagation. The properties of these generated solitons are defined by the initial conditions (their number, parameters like amplitudes, widths, etc.) [6], with the solutions characterized by their corresponding properties. As for to the autosolitons, they can be generated in nonconservative media when effects of amplification and dissipation are present. For the existence of autosolitons, one should add to the equilibrium condition between nonlinearity and dispersion the requirement of a balance between amplification, frequency-dependent damping and nonlinear dissipation. In distinction from ordinary solitons, the properties of the autosoliton, as a rule, are fixed by the coefficients of the perturbed NLSE and by any initial perturbation that is attracted to this point (attractor in the space of coefficients). Mathematically, the problem is described by the NLSE with complex parameters. If the imaginary parts

are large, the equation is equivalent to the so-called complex Ginzburg-Landau equation. An interesting limit is represented by the NLSE with small complex coefficients.

The purpose of this article is to show that the analog of autosoliton is possible in a trapped Bose-Einstein condensate (BEC). Recently the existence of bright and dark solitons in BEC has been demonstrated (see theory in [8,9]). Dark solitons have already been observed in BEC with repulsive interaction between atoms [10]. For attractive interactions, bright solitons exist in 1D BEC. It is well known that two- and three-dimensional condensates with attractive interaction between atoms and trapping potential are unstable if the number of atoms exceeds the critical value ( $N_c$ ). Below this value a stable ground state can exist, corresponding to solitary solutions [11,12]. When the number of atoms exceeds  $N_c$  the collapse occurs. At large densities the inelastic scattering processes involving two and three atoms come into play, leading to the effective nonlinear damping of the condensate. The process of feeding atoms from the thermal cloud can be modeled as a linear amplification described in Ref. [13], where the relevance of the three-body inelastic processes was discussed. The statistical data obtained from experiments with <sup>7</sup>Li supports the growing and collapse picture [14,15].

Numerical simulations of the 3D Gross-Pitaevskii (GP) equation are performed in Refs. [13,16]. The present work shows that periodic oscillations occur in the condensate and, for particular values of atomic feeding and three-body dissipation parameters, stable states of the cloud can exist. Thus, we can expect the occurrence of analog autosolitons in 2D and 3D BECs. The problem is described by the complex Ginzburg-Landau equation with trapping potential in the NLSE limit with small nonconservative perturbations. This equation is nonintegrable and, therefore, analytical solutions can only be obtained by considering approximate methods like the variational approach [17]. In the following, we first use the time-dependent variational approach to obtain the solutions. As showed previously, the time-dependent variational approach is quite effective to study the dynamics of 3D

BEC in trapping potential with conservative perturbations [18]. These autosoliton solutions can be considered as the nonlinear modes of such system like solitons for the integrable NLSE [19]. Exact numerical simulations are also performed in the present work, which confirms that, in the present case, the variational approach is a convenient and reliable approximation.

## II. THE MODEL AND THE VARIATIONAL APPROACH

Let us describe the dynamics of a trapped Bose-Einstein condensate in the framework of the Gross-Pitaevskii equation. The space-time dynamics of the condensate wavefunction can be analyzed by the GP equation in the mean field approximation:

$$\begin{aligned} iu_t + \Delta u - (\Omega^2 r^2)u + \lambda_2 |u|^2 u + \lambda_3 |u|^4 u \\ = i(\gamma - \mu |u|^2 - \xi |u|^4) u = R(u, u^*), \end{aligned} \quad (1)$$

where we use a standard simplified notation for the time derivative through a lower index  $t$ .  $\Omega^2 r^2$  is the trap harmonic potential;  $\lambda_2$  and  $\lambda_3$  are, respectively, the two and three body interaction parameters, where  $\lambda_2 (= a_s)$  is given by the  $s$ -wave atomic scattering length.  $\gamma$ ,  $\mu$ , and  $\xi$  are positive defined coefficients related, respectively, to feeding, dipolar relaxation and three-body inelastic recombination parameters. We drop the explicit time and radial dependence of the functions, unless they are necessary for clarity.

In the present variational approach, for  $u \equiv u(r, t)$ , we use the Gaussian trial function [20]

$$u = A(t) \exp \left( -\frac{r^2}{2a^2(t)} + i\frac{b(t)r^2}{2} + i\phi(t) \right), \quad (2)$$

where  $A$ ,  $a$ ,  $b$ , and  $\phi$  are, respectively, the amplitude, width, chirp and linear phase. We did not include the center-of-mass coordinate into the ansatz, because the dissipative and amplifying terms have no influence on it.

The variational approach is applied to the averaged Lagrangian of the conservative system

$$L = \int \mathcal{L}(r, t) d^3 r, \quad (3)$$

where the Lagrangian density,  $\mathcal{L} \equiv \mathcal{L}(r, t)$ , is given by

$$\mathcal{L} = \frac{i}{2}(u_t u^* - u_t^* u) - |\nabla u|^2 + \frac{\lambda_2}{2}|u|^4 + \frac{\lambda_3}{3}|u|^6 - \Omega^2 r^2 |u|^2. \quad (4)$$

Substituting the trial function (2) into Eqs. (4) and (3), we find the averaged Lagrangian in terms of the condensate wavefunction parameters

$$\begin{aligned} L = -\frac{\pi\sqrt{\pi}}{4} A^2 a^3 \left[ 3a^2 b_t + 4\phi_t + \frac{6}{a^2}(1 + a^4 b^2) \right. \\ \left. - \frac{\lambda_2}{\sqrt{2}} A^2 - \frac{4\lambda_3}{9\sqrt{3}} A^4 + 6\Omega^2 a^2 \right]. \end{aligned} \quad (5)$$

We formally add  $\mathcal{L}_R$  to Eq.(4), with the property that  $\delta\mathcal{L}_R/\delta u^* = -R(u, u^*)$ , where  $R$  is the right hand side of Eq.(1). By applying the Euler-Lagrange equations to  $\mathcal{L}' \equiv \mathcal{L} + \mathcal{L}_R$ , with respect to  $u^*$ , we obtain

$$\left[ \frac{\partial \mathcal{L}'}{\partial u^*} - \frac{d}{dt} \frac{\partial \mathcal{L}'}{\partial u_t^*} \right] = \left[ \frac{\partial \mathcal{L}}{\partial u^*} - \frac{d}{dt} \frac{\partial \mathcal{L}}{\partial u_t^*} \right] - R(u, u^*) = 0, \quad (6)$$

that leads to Eq. (1) (The conjugate equation is obtained in a similar way.).

The corresponding variational principle is given by

$$\delta \int_0^t L' dt = \delta \int_0^t (L + L_R) dt = 0, \quad (7)$$

where, as in Eq.(3),  $L_R = \int d^3 r \mathcal{L}_R$ . Taking into account that for a small shift  $\delta\eta$  of some variational parameter  $\eta$ , we have

$$f(\eta + \delta\eta) = f(\eta) + \delta\eta \frac{\partial f}{\partial \eta}, \quad (8)$$

where  $f \equiv f(u, u^*) = L$  or  $L_R$ , we obtain a system of equations for the variational parameters  $\eta_i$  [20,21]:

$$\frac{\partial L}{\partial \eta_i} - \frac{d}{dt} \frac{\partial L}{\partial \eta_{it}} = \int d^3 r \left[ R \frac{\partial u^*}{\partial \eta_i} + R^* \frac{\partial u}{\partial \eta_i} \right], \quad (9)$$

where Eq. (6) and its conjugate were used.

The substitution of Eqs.(2) and (5) into Eq.(9), yields the following system of ODE's :

$$\begin{aligned} \frac{d(A^2 a^3)}{dt} &= 2\gamma A^2 a^3 - \frac{\mu}{\sqrt{2}} A^4 a^3 - \frac{2}{3\sqrt{3}} \xi A^6 a^3, \\ \frac{d(A^2 a^5)}{dt} &= 4A^2 a^5 b + 2\gamma A^2 a^5 - \frac{\mu}{2\sqrt{2}} A^4 a^5 - \frac{2}{9\sqrt{3}} \xi A^6 a^5, \\ \frac{db}{dt} &= \frac{2}{a^4} - 2b^2 - 2\Omega^2 - \frac{\lambda_2 A^2}{2\sqrt{2}a^2} - \frac{4\lambda_3 A^4}{9\sqrt{3}a^2}, \\ \frac{d\phi}{dt} &= -\frac{3}{a^2} + \frac{7}{8\sqrt{2}} \lambda_2 A^2 + \frac{2}{3\sqrt{3}} \lambda_3 A^4. \end{aligned} \quad (10)$$

The Eq. (10a) can also be obtained from the modified form of the conservation law for the number of atoms  $N$ , where  $N$  is given by

$$N = \int |u|^2 d^3 r. \quad (11)$$

The other equations of the system (10) can be obtained by using higher moments, as shown in the appendix. It is useful to rewrite the system using the notation  $x = a^2$ ,  $y = A^2$ :

$$\begin{aligned} x_t &= 4xb + \frac{\mu}{2\sqrt{2}} xy + \frac{4}{9\sqrt{3}} \xi y^2 x, \\ y_t &= -6yb + 2\gamma y - \frac{7\mu}{4\sqrt{2}} y^2 - \frac{4}{3\sqrt{3}} \xi y^3, \\ b_t &= \frac{2}{x^2} - 2b^2 - 2\Omega^2 - \frac{\lambda_2 y}{2\sqrt{2}x} - \frac{4\lambda_3 y^2}{9\sqrt{3}x}. \end{aligned} \quad (12)$$

This ODE system is the main result of this section.

### III. ANALYSIS OF THE FIXED POINTS

The autosoliton solution corresponds to the fixed points of the system. Recall the main properties of the autowave (dissipative) soliton. This solution has the form like for standard soliton, defined by the balance between amplification and nonlinear dissipative terms. As showed in the analysis of the one dimensional case (the Pereira-Stenflo soliton), the solution is fixed by the parameters related to the amplification and dissipation with chirped phase. It does not depend on the initial conditions.

We restrict our analysis to  $\lambda_3 = 0$ . From the system given by Eq. (12), we can obtain the fixed points. In the next we distinguish three cases:

#### 1. Case $\mu = 0, \xi \neq 0$ .

In this case,

$$y_{s1} = \sqrt{\frac{3\sqrt{3}\gamma}{\xi}}, \quad b_{s1} = -\frac{1}{3}\gamma, \quad (13)$$

and the width is

$$x_{s1} = -\frac{p_1}{2} + \sqrt{\frac{p_1^2}{4} + k_1}, \quad (14)$$

where

$$p_1 = \frac{\lambda_2 y_{s1}}{4\sqrt{2}(\Omega^2 + b_{s1}^2)}, \quad k_1 = \frac{1}{\Omega^2 + b_{s1}^2}. \quad (15)$$

Let us consider that  $p_1 \gg k_1$ . Then the solution is

$$x_{s1} \approx \frac{k_1}{p_1} \approx \frac{4\sqrt{2}\Omega^4}{\lambda_2 y_{s1}}.$$

#### 2. Case $\xi = 0, \mu \neq 0$ .

The fixed points are

$$y_{s2} = \frac{2\sqrt{2}\gamma}{\mu}, \quad b_{s2} = -\frac{\gamma}{4}. \quad (16)$$

and the width is defined by the same expression as before Eq.(14) with  $y_{s2}, b_{s2}$ .

#### 3. Case $\mu \neq 0, \xi \neq 0$ .

The fixed points are:

$$\begin{aligned} y_{s3} &= -\frac{3\sqrt{3}\mu}{4\sqrt{2}\xi} + \sqrt{\frac{27\mu^2}{32\xi^2} + \frac{3\sqrt{3}\gamma}{\xi}}, \\ b_{s3} &= \frac{\mu}{24\sqrt{2}}y_{s3} - \frac{\gamma}{3}, \\ x_{s3} &= -\frac{p_3}{2} + \sqrt{\frac{p_3^2}{2} + k_3}, \end{aligned} \quad (17)$$

where

$$p_3 = \frac{\lambda_2 y_{s3}}{4\sqrt{2}(\Omega^2 + b_{s3}^2)}, \quad k_3 = \frac{1}{\Omega^2 + b_{s3}^2}. \quad (18)$$

When  $\mu = 0$  ( $\xi \neq 0$ ), we recover Eqs.(13) and (14). Alternatively, when  $\xi \rightarrow 0$  ( $\mu \neq 0$ ) we recover Eq.(16).

We now investigate the stability of the fixed points, in cases 1 and 2, by using the linear stability analysis:

#### 1. Case $\mu = 0, \xi \neq 0$ .

Let present the solutions of the system as  $x = x_{s1} + x_1$ ,  $y = y_{s1} + y_1$ ,  $b = b_{s1} + b_1$ . The linearized system for corrections is

$$\begin{aligned} x_{1t} &= \frac{8}{9\sqrt{3}}\xi y_{s1} x_{s1} y_1 + 4x_{s1} b_1 \equiv -c_2 y_1 + c_3 b_1, \\ y_{1t} &= -8\gamma y_1 - 6y_{s1} b_1 \equiv -d_2 y_1 - d_3 b_1, \\ b_{1t} &= \frac{4}{x_{s1}^2} \left( \frac{\lambda_2 y_{s1}}{8\sqrt{2}} - \frac{1}{x_{s1}} \right) x_1 - \frac{\lambda_2}{2\sqrt{2}x_{s1}} y_1 - 4b_{s1} b_1 \\ &\equiv a_1 x_1 - a_2 y_1 - a_3 b_1. \end{aligned} \quad (19)$$

With the solutions  $x_1, y_1$  and  $b_1$  having the same exponential behavior in time, given by  $\sim e^{qt}$ , we obtain the characteristic equation

$$q^3 + \alpha_1 q^2 - \alpha_2 q - \alpha_3 = 0, \quad (20)$$

where

$$\begin{aligned} \alpha_1 &\equiv (d_2 + a_3) = \frac{20}{3}\gamma, \\ \alpha_2 &\equiv (a_1 c_3 + a_2 d_3 - d_2 a_3) \\ &= \frac{32}{3}\gamma^2 + \frac{16}{x_{s1}^2} \left( \frac{\lambda_2 y_{s1} x_{s1}}{8\sqrt{2}} - 1 \right) + \frac{3\lambda_2 y_{s1}}{\sqrt{2}x_{s1}}, \\ \alpha_3 &\equiv a_1 (d_3 c_2 + d_2 c_3) = \frac{64\gamma}{x_{s1}^2} \left( \frac{\lambda_2 y_{s1} x_{s1}}{8\sqrt{2}} - 1 \right). \end{aligned} \quad (21)$$

The roots with  $\text{Re}(q) > 0$  correspond to the unstable solutions.

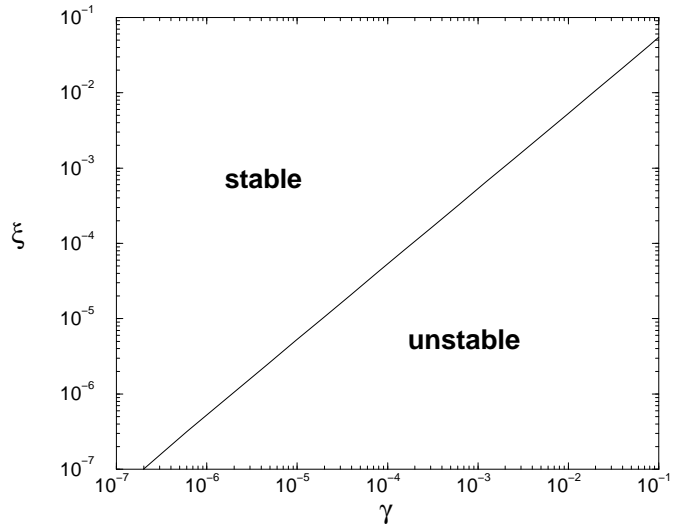


FIG. 1. Gaussian variational analysis of stability of the fixed points for the Gross-Pitaevskii equation including feeding ( $\gamma$ ) and three-body losses ( $\xi$ ).

Without loss of generality, in our dimensionless NLSE we can scale the parameters as  $\lambda_2 = 1$  and  $\Omega = 1$  [13]. The diagram of stability, according to the solutions of Eq. (20), is presented in Fig. 1. The diagram clearly shows that, when  $\gamma > 1.84\xi$ , the system is unstable. If  $\gamma \gg \xi$ , the system enters the collapsing process that has been shown in Ref. [16] to be chaotic. If  $\gamma$  is decreased (or  $\xi$  increased) the system will eventually achieve a stable region where the formation of autosoliton is possible.

## 2. Case $\xi = 0, \mu \neq 0$ .

Analogously, as in case 1, we present the solutions of the system as  $x = x_{s2} + x_2$ ,  $y = y_{s2} + y_2$ , and  $b = b_{s2} + b_2$ . The linearized system for corrections is given by

$$\begin{aligned} x_{2t} &= \frac{\mu x_{s2}}{2\sqrt{2}} y_2 + 4x_{s2} b_2, \\ y_{2t} &= -\frac{7}{2} \gamma y_2 - \frac{12\sqrt{2}\gamma}{\mu} b_2, \\ b_{2t} &= \frac{4}{x_{s2}^3} \left( \frac{\lambda_2 \gamma}{4\mu} x_{s2} - 1 \right) x_2 - \frac{\lambda_2}{2\sqrt{2}x_{s2}} y_2 - 4b_{s2} b_2. \end{aligned} \quad (22)$$

The system has the same form as in Eq. (19). Correspondingly, the characteristic equation is given by

$$q^3 + \beta_1 q^2 - \beta_2 q - \beta_3 = 0, \quad (23)$$

where

$$\begin{aligned} \beta_1 &= \frac{5}{2} \gamma, \\ \beta_2 &= \frac{7}{2} \gamma^2 + \frac{16}{x_{s2}^2} \left( \frac{\lambda_2 \gamma x_{s2}}{4\mu} - 1 \right) + \frac{6\lambda_2 \gamma}{x_{s2} \mu}, \\ \beta_3 &= \frac{32\gamma}{x_{s2}^2} \left( \frac{\lambda_2 \gamma x_{s2}}{4\mu} - 1 \right). \end{aligned} \quad (24)$$

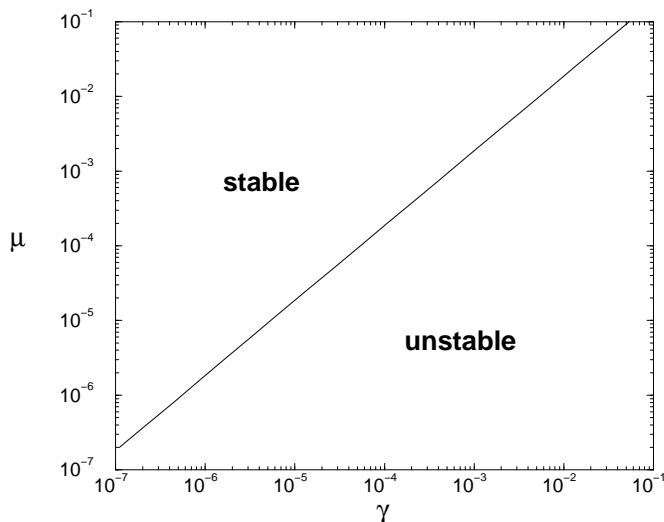


FIG. 2. Gaussian variational analysis of stability of the fixed points for the Gross-Pitaevskii equation including feeding ( $\gamma$ ) and two-body losses ( $\mu$ ).

With the same scaling used in case 1 ( $\lambda_2 = 1$  and  $\Omega = 1$ ), and with the above solutions of Eq.(23), we obtain the diagram of stability, shown in Fig. 2. The diagram clearly shows that, when  $\gamma > 0.53\mu$ , the system is unstable. In analogy with the previous case, if  $\gamma$  is decreased (or  $\mu$  increased), the system will eventually achieve a stable region where the formation of autosoliton is possible.

## IV. NUMERICAL SIMULATIONS AND DISCUSSIONS

We did a series of time-dependent simulations of the system within the Gaussian variational approach, using Eq.(12), and also by performing exact numerical calculations with Eq.(1). In our numerical calculations, we have used the finite-difference Crank-Nicolson algorithm. The exact initial wave functions were used following the prescription given in [22]. In the next, we present simulations in a range of parameters that lead to long-time stable autosolitons. We obtain results with autosoliton solutions for a class of parameters that are near the realistic ones, as indicated by  $^7\text{Li}$  experiments in BEC.

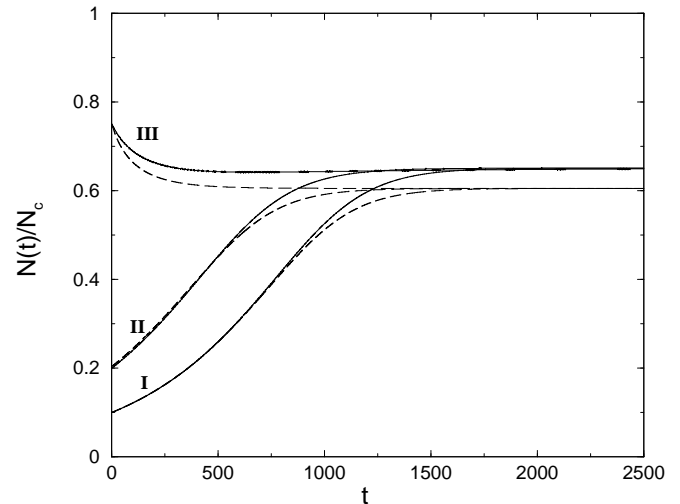


FIG. 3. Evolution of the number of atoms  $N$  in the Gross-Pitaevskii equation with feeding parameter  $\gamma = 10^{-3}$  and three-body dissipation parameter  $\xi = 10^{-3}$  ( $\mu = 0$ ). The results are represented in dashed lines for the variational approach, and in solid lines for the exact numerical calculations. Cases I, II and III correspond, respectively, to the initial conditions  $N(t=0)/N_c = 0.1, 0.2$  and  $0.75$ , where  $N_c$  is the maximum critical number for stability.  $t$  is given in units of the inverse of the trap frequency  $\Omega$ .

In Fig. 3, for  $\gamma = 10^{-3}$  and  $\xi = 10^{-3}$ , we show the time evolution of the number of atoms, in terms of the maximum critical number for stability,  $N_c$ . The formation of the autosoliton is demonstrated either by Gaussian variational approach or by exact numerical calculations. There is a remarkable agreement between both

approaches. Note that the number of atoms does not depend on the initial conditions, but is related to the equilibration of the feeding and dissipation. The variational approach results give a little higher number of atoms than the exact calculations.

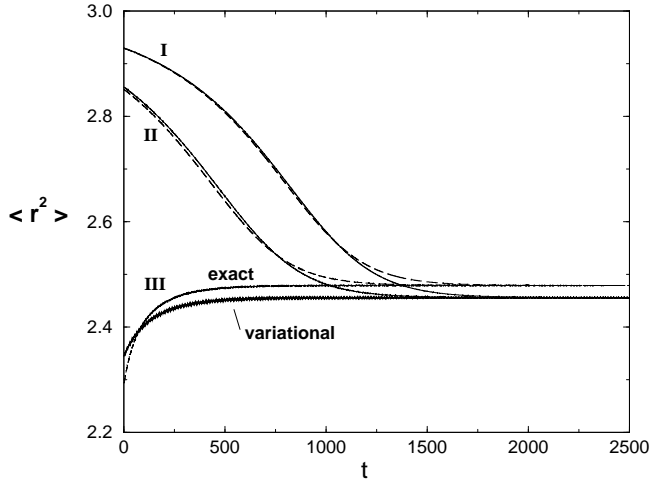


FIG. 4. Evolution of the mean square radius, Eq. (25), in the Gross Pitaevskii equation. The same parameters and conventions given in Fig. 3 were used.

Corresponding to the results in Fig. 3, we show in Fig. 4 the results for the time evolution of the mean square radius, where

$$\langle r^2 \rangle = \int r^2 |u|^2 d^3r. \quad (25)$$

In this case, the variational approach results are a bit lower than the ones obtained by exact calculations.

In analogy with the case that  $\mu = 0$ , represented in Figs. 3 and 4, we also present results for the case that the three-body dissipation parameter ( $\xi$ ) is zero. The results obtained for the time evolution of the number of atoms and the mean-square-radius are, respectively, shown in Figs. 5 and 6, for  $\gamma = 5 \times 10^{-5}$  and  $\mu = 10^{-4}$ . The formation of the autosoliton is also demonstrated either by Gaussian variational approach or by exact numerical calculations. The remarkable agreement between both approaches, already observed in case that  $\mu = 0$  (Figs. 3 and 4), also apply to this case that  $\xi = 0$ , with the number of atoms not depending on the initial conditions.

In  ${}^7\text{Li}$  experiment the feeding parameter can be indirectly inferred from measurements done by the Rice Group [14] and will correspond to an average rate of about 600 atoms/s [23]. The two- and three-body losses were also measured [24] and estimated [25], giving atom loss rates of about  $2 \times 10^{-14} \text{cm}^3/\text{s}$  and  $\sim 10^{-28} \text{cm}^6/\text{s}$ . These rates were measured for non-condensed atoms. For condensed atoms they must be divided by factors of  $2!$  and  $3!$ , respectively [26]. With a scaled equation, such that  $\lambda_2 = 1$  and  $\Omega = 1$ , we have for condensed atoms  $\gamma \sim 10^{-3}$ ,  $\mu \sim 10^{-4}$  and  $\xi \sim 10^{-6}$ . Considering this

magnitudes, the autosoliton can possibly be observed experimentally in  ${}^7\text{Li}$ , either by results with decreasing  $\gamma$  due to losses, or by increasing the dissipation rate due to other mechanism as the Feshbach resonances [27]. In case of diminishing  $\gamma$ , the autosoliton formation is more likely determined by dipolar relaxation rather than three-body recombination losses.

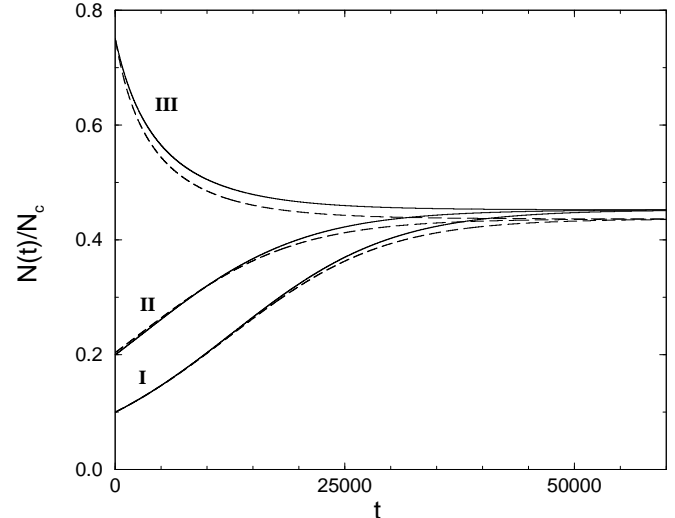


FIG. 5. Evolution of the number of atoms in the Gross-Pitaevskii equation with feeding  $\gamma = 5 \times 10^{-5}$  and two-body dissipation parameter  $\mu = 10^{-4}$  ( $\xi = 0$ ). The initial conditions and conventions are the same as in Fig. 3.

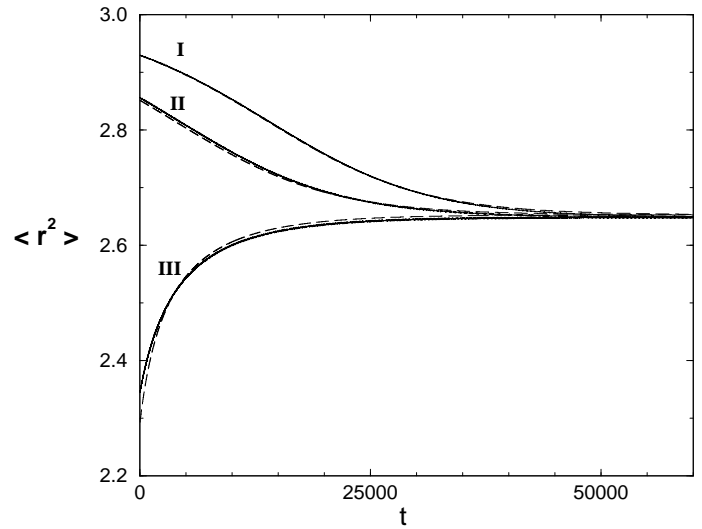


FIG. 6. Evolution of the mean square radius in the Gross Pitaevskii equation. The parameters and conventions are the same as in Fig. 5.

## V. CONCLUSION

In this work we study the possibility of existence of autosolitons in trapped 3D BEC in the presence of

two- and three-body inelastic processes: dipolar relaxation and three-body recombination. Using the time-dependent variational approach for nonconservative 3D Gross-Pitaevskii equation, we derive expressions for the parameters of autosoliton and check their stability. The results obtained by using the present time-dependent Gaussian variational approach, in the NLSE with atomic feeding and nonlinear dissipative terms, show a remarkable agreement with exact numerical calculations, when the parameters were such that stabilization was achieved. We should note that, stabilization can also be numerically observed in the model given in Ref. [13], where  $\gamma$  is decreased in time, but their parameters are far from the realistic ones, and dipolar relaxation was neglected. Such stabilization verified in Ref. [13] has not been recognized as a manifestation of autosoliton, a characterization that we are pointing out in the present work.

We have shown that the transition from unstable (collapsing) to stable point (autosoliton) solely depends on the magnitude of the parameters. Also the present work include non negligible two-body dissipative effects that model the dipolar relaxation losses, and that can be associated with values measured in ultracold  $^7\text{Li}$  [24]. In case of decreasing  $\gamma$  due to collapsing and losses, the autosoliton is more likely to be formed first due to dipolar relaxation rather than by three-body recombination processes. These results can be relevant in current experiments with attractive scattering length and possibly display new phenomenon of Pereira-Stenflo type autosoliton formation in Bose condensates. We believe that such phenomenon is already occurring in the long time behavior in the actual experiments with  $^7\text{Li}$  [14] ( $\Omega \sim 2\pi \times 140\text{Hz}$ ), since for longer times ( $\sim 60\text{s}$ ) the maximum number of atoms ( $N_c \sim 1300$  atoms) is considerably reduced, as expected in our simulations. We hope that experiments with direct observation of the evolution of the condensate can clarify this matter.

## APPENDIX

The first equation of the system (10) can be obtained by calculating the rate of change of the number of atoms as

$$\frac{dN}{dt} = \frac{d}{dt} \int d^3r |u|^2 = \int (u_t^* u + u^* u_t) d^3r. \quad (26)$$

Taking  $u_t$  from Eq. (1) and substituting in (26) we obtain the modified form of the conservation law for the number of atoms [29]

$$\frac{dN}{dt} = 2\gamma N - 2\mu \int |u|^4 d^3r - 2\xi \int |u|^6 d^3r. \quad (27)$$

Substituting into this equation the Gaussian trial function (2) we obtain the first equation of the system given in Eq. (10).

We have derived the Eqs. (10b) and (10c) by the moments method. Eq. (10b) can be derived by calculating

$$\frac{d\langle r^2 \rangle}{dt} = \int (u_t^* r^2 u + u^* r^2 u_t) d^3r. \quad (28)$$

Substituting the  $u_t$  from expression (1) and applying the commutation rules, we get [28]

$$\begin{aligned} \frac{d\langle r^2 \rangle}{dt} = & 4\text{Im} \int u^* \vec{r} \cdot (\nabla u) d^3r + 2\gamma \int |u|^2 r^2 d^3r \\ & - 2\mu \int |u|^4 r^2 d^3r - 2\xi \int |u|^6 r^2 d^3r. \end{aligned} \quad (29)$$

The substitution of the Gaussian ansatz (Eq. 2) in both sides of this expression results directly in Eq.(10b).

Equation (10c) can be derived analogously by showing that

$$\begin{aligned} \frac{d\langle p^2 \rangle}{dt} = & -4\Omega^2 \text{Im} \int u^* \vec{r} \cdot (\nabla u) d^3r \\ & + 2\text{Im} \int (\nabla u^*) \cdot \nabla (V_1 u) d^3r \\ & + 2\text{Re} \int (\nabla u^*) \cdot \nabla (V_2 u) d^3r \end{aligned} \quad (30)$$

where  $V_1 = -\lambda_2 |u|^2 - \lambda_3 |u|^4$  and  $V_2 = \gamma - \mu |u|^2 - \xi |u|^4$ . Substituting the Gaussian ansatz (Eq. 2) in both sides of Eq. (30) and using results (10a) and (10b) there is overall cancellation of the feeding and dissipative terms and we finally get Eq. (10c).

## ACKNOWLEDGEMENTS

AG is grateful to Prof. R.G. Hulet for useful discussions. F.Kh. Abdullaev is grateful to Instituto de Física Teórica for the hospitality, and also to partial support of US CRDF (Award ZM2-2095). We thank Fundação de Amparo à Pesquisa do Estado de São Paulo (FAPESP) for partial financial support. LT also thanks partial support from Conselho Nacional de Desenvolvimento Científico e Tecnológico (CNPq). VSF thanks support received from Coordenação de Aperfeiçoamento de Pessoal de Nível Superior (CAPES).

- 
- [1] N.R. Pereira and L. Stenflo, *Phys. Fluids* **20**, 1733 (1977).
  - [2] G. Agrawal, *Nonlinear Fiber Optics*, (Academic Press, New York, 1994).
  - [3] F.Kh. Abdullaev, S.A. Darmanyan and P.K. Khabibulaev, *Optical Solitons*, (Springer-Verlag, Heidelberg, 1993).
  - [4] M.V. Fabrikant, *Wave Motion* **2**, 355 (1980).

- [5] D. Anderson, F. Cattani, and M. Lisak, *Phys. Scripta* **T82**, 32 (1999).
- [6] F.Kh. Abdullaev, *Theory of Solitons in Inhomogeneous Media*, (Wiley, Chichester, 1994).
- [7] F.Kh. Abdullaev, S.A. Darmanyan, and M.R. Djumaev, *Izv.AN UzSSR* **6**, 34 (1986); *Phys. Lett. A* **141**, 423 (1989).
- [8] R. Dum, J.I. Cirac, M. Lewenstein, and P. Zoller, *Phys. Rev. Lett.* **80**, 2972 (1998).
- [9] H. Michinel, V.M. Perez-Garcia, and R. de la Fuente, *Phys. Rev. A* **60**, 1513 (1999).
- [10] J. Denschlag *et al.*, *Science* **287**, 97 (2000).
- [11] A. Gammal, T. Frederico, L. Tomio, and F.Kh. Abdullaev, *Phys. Lett. A* **267**, 305 (2000).
- [12] L. Bergé, T.J. Alexander, and Y. Kivshar, *Phys. Rev. A* **62**, 023607 (2000).
- [13] Y. Kagan, A.E. Muryshev, and G.V. Shlyapnikov, *Phys. Rev. Lett.* **81**, 933 (1998).
- [14] C.A. Sackett, J.M. Gerton, M. Welling and R.G. Hulet, *Phys. Rev. Lett.* **82**, 876 (1999).
- [15] C.A. Sackett, H.T.C. Stoof, and R.G. Hulet, *Phys. Rev. Lett.* **80**, 2031 (1998).
- [16] A. Gammal, T. Frederico, L. Tomio, *Phys. Rev. A* **61**, 051602(R) (2000); V.S. Filho, A. Gammal, L. Tomio and T. Frederico, *Phys. Rev. A* **62**, 033605 (2000).
- [17] D.J. Kaup and B.A. Malomed, *Physica D* **87**, 155 (1995).
- [18] J.J.G. Ripoll, V.M. Perez-Garcia, *Phys. Rev. A* **59**, 2220 (1999).
- [19] N. Akhmediev and A. Ankiewicz, *Solitons of the Complex Ginzburg-Landau Equation*, Chapter in book: *Spatial Solitons 1*, Ed. by S. Trillo and W. E. Toruellas, in print, Springer, Berlin, 2000.
- [20] A. Bondeson, M. Lisak, and D. Anderson, *Phys. Scripta* **20**, 479 (1979).
- [21] A.I. Maïmistov, *Zh. Eksp. Teor. Fiz.* **104**, 3620 (1993) [*JETP* **77**, 727 (1993)].
- [22] A. Gammal, T. Frederico, L. Tomio *Phys. Rev. E* **60**, 2421 (1999).
- [23] R.G. Hulet, *private communication*.
- [24] J.M. Gerton, C.A. Sackett, B.J. Frew and R.G. Hulet, *Phys. Rev. A* **59**, 1514 (1999).
- [25] A.J. Moerdijk, H.M.J.M. Boesten, and B.J. Verhaar, *Phys. Rev. A* **53**, 916 (1996); A.J. Moerdijk and B. Verhaar, *Phys. Rev. A* **53**, R19 (1996).
- [26] Yu. Kagan, B.V. Svistunov, and G.V. Shlyapnikov, *Pis'ma Zh. Eksp. Teor. Fiz.* **42**, 169 (1985) [*JETP Lett.* **42**, 209 (1985)]; E.A. Burt *et al.*, *Phys. Rev. Lett.* **79**, 337 (1997).
- [27] S.L. Cornish *et al.*, *Phys. Rev. Lett.* **85**, 1795 (2000).
- [28] T. Tsurumi and M. Wadati, *J. Phys. Soc. Japan* **68**, 1531 (1999).
- [29] A.S. Parkins and D. F. Walls, *Phys. Rep.* **303**, 1 (1998) and references therein.