

Intermittent Switching between Potential Flow and Turbulence in Superfluid Helium at mK Temperatures

Michael Niemetz, Hubert Kerscher, and Wilfried Schoepe

Institut für Experimentelle und Angewandte Physik, Universität Regensburg, D-93040 Regensburg, Germany

(November 2, 2021)

Superfluid flow around an oscillating microsphere is investigated at temperatures down to 25 mK. Stable laminar flow below a critical velocity and turbulence at large drives are found to be separated below 0.5 K by an intermediate range of driving forces where the flow is unstable, intermittently switching between laminar and turbulent phases. We have recorded time series of this switching phenomenon and have made a statistical analysis of the switching probability. The mean lifetime of the turbulent phases grows with increasing drive and becomes infinite at a critical value. Stability of the laminar phases above the critical velocity is limited by natural background radioactivity or cosmic rays.

PACS numbers: 67.40.Vs, 47.27.Cn

Turbulence in a classical liquid is based on the nonlinearity of the Navier-Stokes equation of motion [1] while turbulence in superfluid helium, which also has been a very active area of research for several decades, is described by two-fluid hydrodynamics of the normal and superfluid components of the liquid [2,3]. Because of the quantum mechanical properties of the liquid, turbulence in superfluid helium consists of a tangle of individual vortex lines having the same quantized circulation h/m_4 , where h is Planck's constant and m_4 is the mass of a helium-4 atom. In this respect, superfluid turbulence is different from classical turbulence but it has also striking similarities like a Kolmogorov energy spectrum in the inertial range [4]. Both cases represent different branches of the general phenomenon of fluid turbulence. A completely new aspect arises when superfluid turbulence is considered in the limit of very low temperatures [5]. In this case all what is left of the normal fluid component is a very dilute gas of ballistically propagating phonons and therefore turbulence in the pure superfluid can be investigated. While a number of experiments have been performed which demonstrate the production of individual vortex lines both in superfluid ^4He and in superfluid ^3He [6] and the decay of the vortex tangle [7], the transition to turbulence in the flow of the superfluid around a macroscopic body so far has not been investigated at these very low temperatures.

In our present work, we have studied superfluid flow around an oscillating microsphere at temperatures down to 25 mK. Laminar and turbulent flow can be identified by the drag force on the sphere, which in case of laminar flow is linear and determined by ballistic phonon scattering, while for turbulent flow, which exists above a critical velocity, the drag force is nonlinear and much larger [8]. Here, we report on the observation of an intermediate regime located between stable laminar flow below the critical velocity and stable turbulence above a critical driving force, where the flow is found to be unstable,

switching intermittently between laminar and turbulent phases. We have measured time series of this switching phenomenon at different constant temperatures and driving forces. We find, firstly, the mean lifetime of the turbulent phases to grow with increasing drive and to diverge at a critical value. Secondly, the stability of the laminar phases above the critical velocity is analyzed and the probability for switching to turbulence is obtained. Surprisingly, we find the long term stability of the laminar phases close to the critical velocity to be limited ultimately by natural radioactivity or cosmic rays.

Our experimental technique has been described in earlier work [8] and is only briefly summarized here as follows. The microsphere (radius $R = 0.1$ mm, mass $m = 27$ μg) is made of ferromagnetic SmCo_5 . Therefore, we can use superconducting levitation, i.e., the repulsion of a permanent magnet from a superconducting surface, to let it float in the middle between the superconducting electrodes of a parallel plate capacitor made of niobium (spacing $d = 1$ mm, diameter 4 mm) without any mechanical suspension. Lateral stability is provided by flux lines trapped in the superconductor. The sphere carries an electric charge q of about 1 pC when it levitates, because we apply a voltage of several hundred volts to the bottom electrode when cooling the capacitor through the critical temperature $T_c = 9.2$ K of niobium. Vertical oscillations of the sphere about its equilibrium position can now be excited by applying a small ac voltage U_{ac} ranging from 0.1 mV up to 20 V at the resonance frequency of the sphere ~ 120 Hz. These oscillations induce an ac current qv/d in the electrodes, where v is the velocity amplitude, which is detected by an electrometer. The damping of the oscillations is very small, Q -values in excess of one million are achieved if the capacitor is evacuated [9]. We then fill the capacitor with pure superfluid helium [10] and measure the velocity amplitude at resonance as a function of the driving force $F = qU_{ac}/d$ at constant temperature between 25 mK and 1 K.

As reported earlier [8] there is a linear regime $v(F)$ at small amplitudes, see Fig. 1. This indicates a linear drag force $\lambda(T)v$ where the drag coefficient $\lambda \propto T^4$ is determined by ballistic scattering of thermal phonons which can be considered as a dilute gas of excitations whose density rapidly decreases as T^4 . The flow of the superfluid around the sphere is frictionless potential flow. At large driving forces, however, the sphere creates vorticity in the superfluid. Now the drag force is large and nonlinear, see Fig. 1. We find the drag force to be given by $F_D = \gamma v^2 - F_0$, where $\gamma = c_D \rho \pi R^2 / 2$ is the classical turbulent drag coefficient (ρ is the density of the liquid and $c_D \approx 0.4$ for a sphere) and F_0 is a constant. In contrast to a classical liquid where $F_0 = 0$ in our case turbulent drag ($F_D > 0$) exists only above a critical velocity $v_c = 19.4$ mm/s. A similar drag force has recently been calculated for a cylinder in a two-dimensional dilute Bose-Einstein condensate, although the critical velocity is very much different in that case [11].

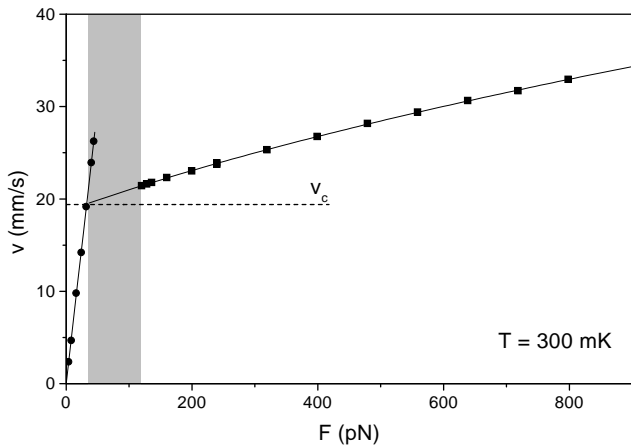


FIG. 1. Velocity amplitude of the oscillating sphere as a function of the driving force at 300 mK. At small drives the flow is laminar and the linear behavior is determined by ballistic phonon scattering (\bullet). The shaded area marks the regime of instability above the critical velocity v_c . At larger driving forces we observe stable nonlinear turbulent drag (\blacksquare), where the solid line is a fit of the quadratic drag force F_D , see text.

Most interesting is our new observation of an intermediate regime where neither potential flow nor turbulence are stable but instead the flow switches between both patterns intermittently [12]. This regime of instability is observed only below 0.5 K and extends from the critical velocity v_c up to a critical driving force where enough power is being delivered to the superfluid turbulence to become stable. We have recorded time series (up to 36 hours per run) of this switching phenomenon at various driving forces and temperatures. An example is shown in Fig. 2 where a section of 17 minutes is shown for three different driving forces at 300 mK. The amplitude switches between a low level corresponding to turbulent drag and an exponential recovery of the laminar level correspond-

ing to phonon scattering. If the laminar phase lasts long enough the stationary value for laminar flow is reached (see upper time series). When the laminar flow breaks down a rapid drop to the turbulent level occurs. It is obvious from Fig. 2 that with increasing driving force the lifetimes of the laminar phases shrink while those of the turbulent phases grow.

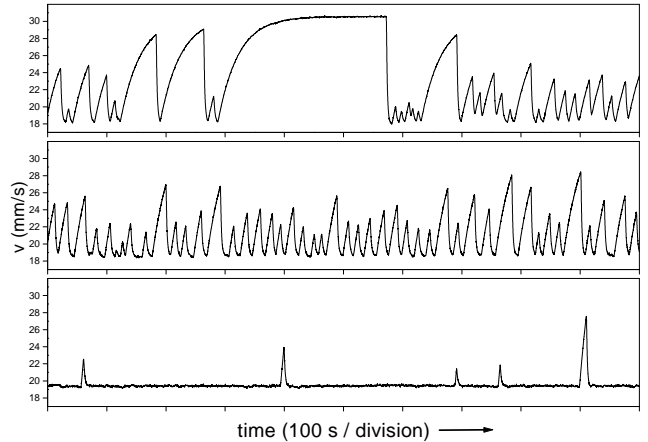


FIG. 2. Intermittent switching of the velocity amplitude at 300 mK. The low level corresponds to turbulent flow while the increase occurs during a laminar phase. The driving forces (in pN) are 47, 55, 75 (from top to bottom).

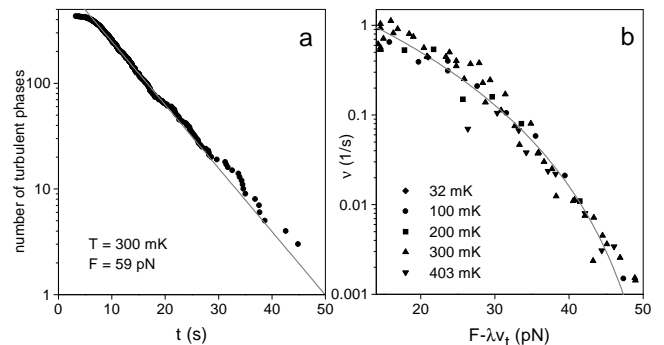


FIG. 3. Statistical analysis of the lifetimes t of the turbulent phases. a) The exponential distribution $P(t)$ at a given temperature and driving force. b) The slopes ν measured at different temperatures as a function of the turbulent drag force. The solid line is a fit of a fourth power divergence of $1/\nu$ at a critical force of 54.6 pN.

In the following we discuss the results of a statistical analysis of these time series based on reliability theory [13]. A typical distribution of the lifetimes of the turbulent phases is shown in Fig. 3a where the number P of turbulent phases having a lifetime longer than a given threshold t is plotted on a logarithmic scale versus t . We always find an exponential distribution $P(t) \propto \exp(-\nu t)$ with $1/\nu$ being the mean lifetime. This implies a probability for the breakdown of the turbulent phase ("failure rate") $-d \ln P / dt = \nu$ being constant in time (i.e

no history dependence). The values of ν are independent of temperature and collapse to an universal drive dependence if the strongly temperature dependent laminar drag λv (where $v = v_t$ is the velocity amplitude of the turbulent phase) is subtracted from the external driving force. Obviously, ν depends only on the turbulent drag force $F - \lambda v_t$ and vanishes at a critical drive approximately as the fourth power of the distance from a critical value, see Fig. 3b. At the critical drive the power delivered to the turbulent superfluid is 0.6 pW which corresponds approximately to the production of one vortex ring of the size of the sphere per half period of the oscillation.

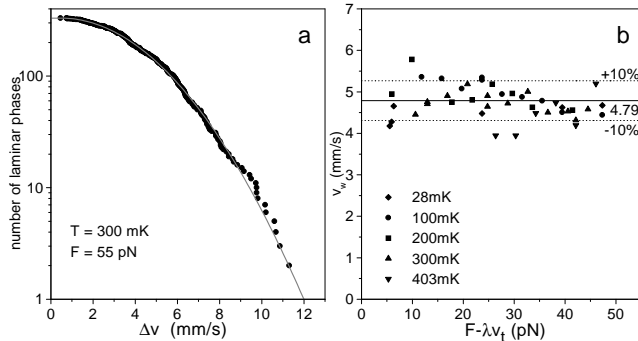


FIG. 4. Statistical analysis of the laminar phases. a) The Gaussian distribution $P(\Delta v) \propto \exp(-(\Delta v/v_W)^2)$ of the velocity increase Δv at a given temperature and driving force. b) The fitting parameter v_W is shown to be independent of temperature and driving force.

Stability of the laminar phases can be analyzed in two ways, either the distribution of the signal height Δv (velocity at breakdown minus turbulent velocity v_t) is considered or the distribution of the lifetimes. Both variables are related by the exponential recovery $\Delta v(t) = \Delta v_{max}(1 - \exp(-t/\tau))$, where Δv_{max} is the difference between the stationary laminar velocity amplitude F/λ and v_t , and $\tau = 2m/\lambda$ is the time constant. In Fig. 4a the distribution of the signal height Δv is shown to be of the Gaussian form $P(\Delta v) \propto \exp(-(\Delta v/v_W)^2)$ where v_W is a fitting parameter. This implies a failure rate (per unit velocity increment) $-d \ln P/d\Delta v = 2\Delta v/v_W^2$ to be proportional to the signal height Δv . The corresponding probability density of Δv ($-dP/d\Delta v$) is called a Weibull distribution. The fitting parameter $v_W \approx 4.8$ mm/s is found to be completely independent of both temperature and driving force, see Fig. 4b. We expect it to depend on the size or the surface roughness of the sphere but experiments with different spheres remain to be performed in the future. Because $\Delta v(t)$ saturates for $t \gg \tau$, it is more informative in this case to analyze the lifetime distribution, in particular near v_c where the laminar phase becomes stable. From $P(t) = P(\Delta v(t)) \propto \exp(-(\Delta v(t)/v_W)^2)$ we conclude that for $t \gg \tau$ $P(t)$ must be constant and therefore the failure rate (per unit

time) is $-d \ln P/dt = v_W^{-2} d(\Delta v)^2/dt = 0$. This simply means that if the laminar phase has survived for a time $t \gg \tau$ it will be stable indefinitely although the velocity is clearly above v_c . Our experimental results, however, demonstrate that the lifetime is finite: $\ln P(t)$ slowly decreases at large t and from a straight line fit to the data in Fig. 5 we obtain a mean lifetime of 25 minutes. We can rule out mechanical vibrations of the cryostat as the source of this instability: jumping on the floor, slamming the door, even transferring liquid helium to the cryostat had no effect. Therefore, another mechanism must be responsible. In fact, placing a small radioactive source ^{60}Co (74 kBq) near the cryostat has a dramatic effect: the mean lifetime of the laminar phase is reduced to 3.0 minutes. We have measured the dose rate of the source at the position of the measuring cell inside the cryostat (taking into account a measured 20% loss in the dewar walls) to be 440 nGy/h ($\pm 5\%$). Comparing this value with a measured dose rate due to natural background radiation in our laboratory of 50 nGy/h ($\pm 10\%$), which is typical for our area, we obtain an increase of the dose rate due to the source by a factor of $(440 + 50)/50 = 9.8$. Within the error bars this compares well with the measured reduction of the mean lifetime of the laminar phases by a factor of $25/3.0 = 8.3$. This effect may be attributed to the creation of ions in the superfluid, which produce local vorticity either during the creation and recombination processes or when the ions are accelerated by the electric field which exists in our measuring cell [14]. This vorticity then initiates the breakdown of the potential flow if the velocity amplitude of the sphere is larger than the critical velocity v_c . We therefore conclude that the lifetime of the metastable laminar phases which we observe above v_c is only limited by natural background radioactivity.

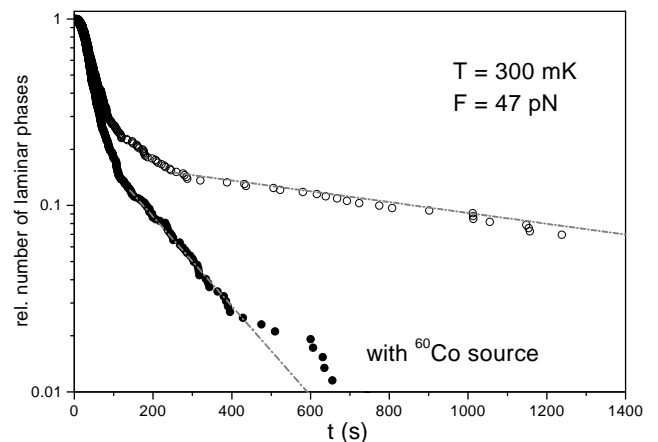


FIG. 5. Distribution of the lifetimes of the laminar phases slightly above the critical velocity v_c . For $t \gg \tau = 31$ s (at 300 mK) the mean lifetime of 25 minutes is reduced by the radioactive source to 3 minutes.

In summary, we have found that the transition from

potential flow to turbulence around a sphere in superfluid helium below 0.5 K occurs by intermittent switching between both flow patterns. We understand now why above 0.5 K the intermittent switching changes into the hysteretic behavior observed earlier [8]: the velocity increases Δv become very small at higher phonon drag which implies a very low failure rate of the laminar phase. But if it fails (i.e. when the driving force F is largely increased) the following turbulent phase is stable because the critical drive is exceeded.

At present we have no theoretical model which could describe our experimental results for the failure rates of the laminar and turbulent phases. But because the transition to turbulence in superfluid helium at mK temperatures is a new phenomenon, we hope that our results will stimulate further theoretical progress.

We are most grateful to H. von Philipsborn for measuring the dose rates and for illuminating discussions. We thank M. Creuzburg for clarifying comments on dosimetry and J. Reisinger for the loan of the radioactive source. We had helpful discussions on turbulence with H.R. Brand. This work is supported by the Deutsche Forschungsgemeinschaft.

Berlin.

- [11] T. Winiecki, J.F. McCann, and C.S. Adams, *Phys. Rev. Lett.* **82**, 51861 (1999).
- [12] M. Niemetz, W. Schoepe, J.T. Simola, and J.T. Tuoriniemi, Proceedings of the 22nd International Conference on Low Temperature Physics, *Physica B* **280**, 559 (2000).
- [13] B.V. Gnedenko, Yu.K. Belyayev, and A.D. Solovyev, *Mathematical Methods of Reliability Theory* (Academic Press, New York, 1969).
- [14] G.W. Rayfield, F. Reif, *Phys. Rev.* **136**, A1194 (1964).

-
- [1] For a recent monograph, see U. Frisch, *Turbulence* (Cambridge University Press, Cambridge, 1995).
 - [2] R.J. Donnelly, *Quantized Vortices in Helium II* (Cambridge University Press, Cambridge, 1991).
 - [3] W.F. Vinen, Proc. R. Soc. London, Ser. A **240**, 114 (1957); **240**, 128 (1957); **242**, 493 (1957); J.T. Tough, in *Progress in Low Temperature Physics VIII*, edited by D.F. Brewer (North-Holland, Amsterdam, 1982); K.W. Schwarz, *Phys. Rev. B* **38**, 2389 (1988); S.K. Nemirovskii and W. Fiszdon, *Rev. Mod. Phys.* **67**, 37 (1995).
 - [4] S.R. Stalp, L. Skrbek, and R.J. Donnelly, *Phys. Rev. Lett.* **82**, 4831 (1999).
 - [5] D.C. Samuels, Proceedings of the 22nd International Conference on Low Temperature Physics, submitted to *Physica B*; B.V. Svistunov, *Phys. Rev. B* **52**, 3647 (1995); W.F. Vinen, *Phys. Rev. B* **61** 1410 (2000).
 - [6] R.E. Packard, *Rev. Mod. Phys.* **70**, 641 (1998) and references therein; D.I. Bradley, *Phys. Rev. Lett.* **84**, 1252 (2000).
 - [7] S.I. Davis, P.C. Hendry, and P.V.E. McClintock, Proceedings of the 22nd International Conference on Low Temperature Physics, *Physica B* **280**, 43 (2000).
 - [8] J. Jäger, B. Schuderer, and W. Schoepe, *Phys. Rev. Lett.* **74**, 566 (1995); J. Jäger, B. Schuderer, and W. Schoepe, *Physica B* **210**, 201 (1995).
 - [9] K. Gloos, J.H. Koivuniemi, W. Schoepe, J.T. Simola, and J.T. Tuoriniemi, *Physica B* **165&166**, 119 (1990).
 - [10] We used isotopically pure helium-4 (impurity concentration < 1 ppb) purchased from Campro Scientific GmbH,