

TRANSPORT IN PERTURBED INTEGRABLE HAMILTONIAN SYSTEMS AND THE FRACTALITY OF PHASE SPACE

H. Varvoglis, Ch. Vozikis and B. Barbaniis
*Section of Astrophysics, Astronomy and Mechanics,
 Department of Physics, Aristotle University of Thessaloniki
 GR-54006 THESSALONIKI, GREECE*

1. Introduction

Transport in phase space is an interesting theoretical aspect of chaotic behaviour in perturbed integrable Hamiltonian systems, since it is encountered in many problems of physical interest (e.g. see Kaneko and Konishi 1989, Meiss 1992, Shlesinger *et al.* 1993, Benkadda *et al.* 1994 and references therein). Recently, in a series of papers by Lecar *et al.* (e.g. see Murison *et al.* 1994 and references therein), a correlation was reported between transport in action space of the Elliptical Restricted Three Body Problem (ERTBP) and the Lyapunov Characteristic Numbers (LCN's). In particular the authors, using as a model the ERTBP, presented numerical evidence for the existence of a power law, relating the exit times of asteroidal trajectories from action space regions with the corresponding LCN's of the trajectories. A theoretical interpretation of this correlation, in cases of "strong" perturbation, where the motion can be considered as a random walk in action space, has been attempted by Varvoglis and Anastasiadis (1996) and Morbidelli and Froeschlé (1996).

However, in attempting a statistical description of the process, in order to relate the local rate of trajectory divergence to transport, there are two important problems that have to be solved. The first refers to the difficulty in calculating reliably LCN's in cases where a trajectory is continuously migrating to new regions of phase space, so that the usual method of calculating LCN's (as the limit of $\chi(t) = \ln(\xi/\xi_0)/t, t \rightarrow \infty$) does not show signs of convergence. The second refers to the fact that, in the case of the main asteroidal belt, the perturbation to the motion of asteroids by Jupiter cannot be considered as "strong". Both problems originate from the fact that the invariant tori in the regions of interest are far from being completely destroyed, so that the phase space is characterised by a pronounced fractality. This, in turn, implies



that transport (i) obeys Levy rather than classical Brownian kinetics (e.g. Shlesinger et al. 1993, Benkadda et al. 1994) and (ii) cannot be considered as a random walk, since it is not a pure Markovian process (there exist long tails in the autocorrelation function, e.g. see Meiss et al. 1983, Meiss 1992 and references therein). Therefore, if one wants to recover theoretically a law analogous to that of Lecar *et al.* in cases where the perturbation is not strong, he has: (a) to circumvent the problems in the convergence of the function $\chi(t)$ and (b) to take into account the non-Brownian and, possibly, non-Markovian nature of transport in the statistical description of the process.

In this paper we discuss both problems. We use a method for the study of transport in Hamiltonian systems proposed by Varvoglis *et al.* (1995) in order to calculate the fractality of phase space of the model Hamiltonian

$$H = \frac{1}{2}p_x^2 + \frac{1}{2}p_y^2 + \frac{1}{2}p_z^2 + \frac{1}{2}Ax^2 + \frac{1}{2}By^2 + \frac{1}{2}Cz^2 - \epsilon xz^2 - \eta yz^2 \quad (1)$$

for the particular case $A = 0.9$, $B = 0.4$, $C = 0.225$, $\epsilon = .56$, $\eta = 0.20$ and $h = 0.00765$ which has been studied extensively by Contopoulos and Barbanis (1989, 1995) and Barbanis *et al.* (1997). We conjecture that the fractality may be correlated to the evolution of the function $\chi(t)$ and we discuss the possible usefulness of a "Local Lyapunov time" of a trajectory, in accordance to the ideas of Benkadda et al. (1994) and Morbidelli (1997).

In order to study transport in the phase space of the Hamiltonian (1) we work as follows. We construct a six-dimensional grid in phase space and we calculate the phase space volume, $V(t)$, of the elementary cells explored by a trajectory up to time t . All numerically integrated trajectories start on the $z = 0$ plane with an initial velocity perpendicular to it ($p_x = p_y = 0$ and p_z calculated from the integral of energy). A typical example of the evolution of $V(t)$ for three trajectories, a "central" one and two adjacent with x_0 differing by $\Delta x = \pm 10^{-7}$, is given in Fig. 1. We see that, in accordance to its definition, $V(t)$ is the superposition of "step functions" and we note that these "steps" seem to have sizes of widely different values. We interpret the form of $V(t)$ as follows. Consecutive small steps indicate that the trajectory is diffusing slowly, according to the "brownian" model of random walk, in a phase space region characterised by common properties and, in particular, by a common rate of separation, implying a well defined LCN. A "large" step indicates that the trajectory has moved to an adjacent phase space region with different properties.

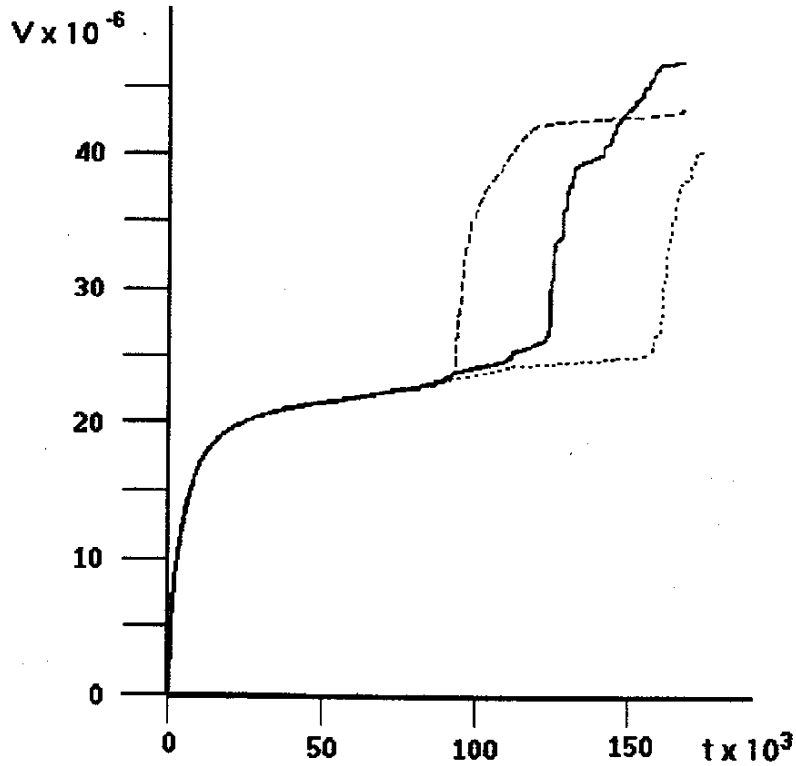


Figure 1. The function $V(t)$ for three trajectories with initial conditions $y_0 = 0.032$ and $x_0 = 0.01725$ (dotted curve), $x_0 = 0.0172499$ (solid curve) and $x_0 = 0.0172501$ (dashed curve).

2. Results

We test this interpretation by plotting simultaneously the functions $V(t)$ and $\chi(t)$. A typical example of our results is presented in Fig. 2, where we have plotted the above functions for the "central" trajectory of Fig. 1. We see that, up to $t_1 \approx 1 \cdot 10^5$, the trajectory moves in a phase space region whose volume increases slowly with time. From this segment one would infer that the LCN is close to zero, since the corresponding function $\chi(t)$ decays almost exponentially. After t_1 , however, the trajectory migrates suddenly to a region "outside" the initial one and the function $\chi(t)$ does not show signs of levelling off up to the end of our numerical calculations, at $t_{fin} = 3 \cdot 10^5$. Aside from the fact that this picture corroborates our conjecture, concerning the relation

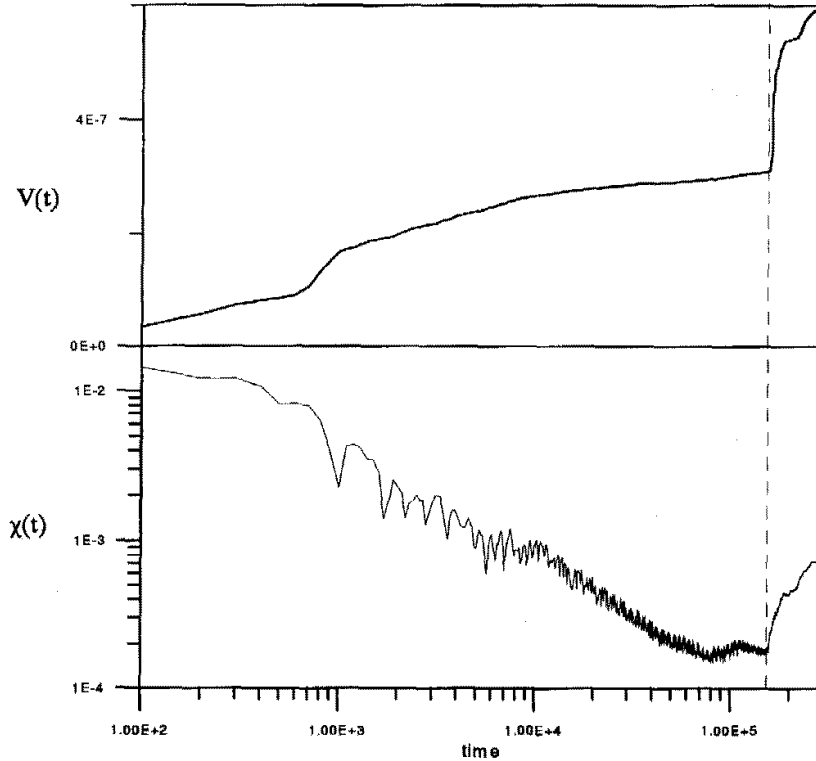


Figure 2. Plots of $V(t)$ and $\chi(t)$ for the "central" trajectory of Fig. 1 (dotted curve).

between the transport process and the evolution of $\chi(t)$, Fig. 2 is an example of the practical difficulties arising in the numerical calculation of LCN's: the limiting behaviour of $\chi(t)$ is governed by the properties of the "outside" regions of phase space and, therefore, it does not reflect the properties of the initial region where the trajectory started. In the next section we discuss how these difficulties can be circumvented by the definition of a suitable "Local Lyapunov time".

Proceeding now to the second problem mentioned, we note that, if the phase space has a fractal structure, then the function $V(t)$ should show some sort of self-similarity. However the time series describing numerically $V(t)$ cannot be used in a fractal analysis algorithm, since it is not *stationary* (i.e. it shows long-range changes in the mean level). Therefore we decided to use instead its derivative, dV/dt , which has the above property. We see that, indeed, dV/dt consists of "spikes" of all orders, each one corresponding to a "jump" in $V(t)$ (Figs. 3). After a transient of large spikes, corresponding to the "spreading" of the trajectory in the initially available phase space region, the value of the function drops until $t \approx 1.5 \cdot 10^5$, where from the "forest" of

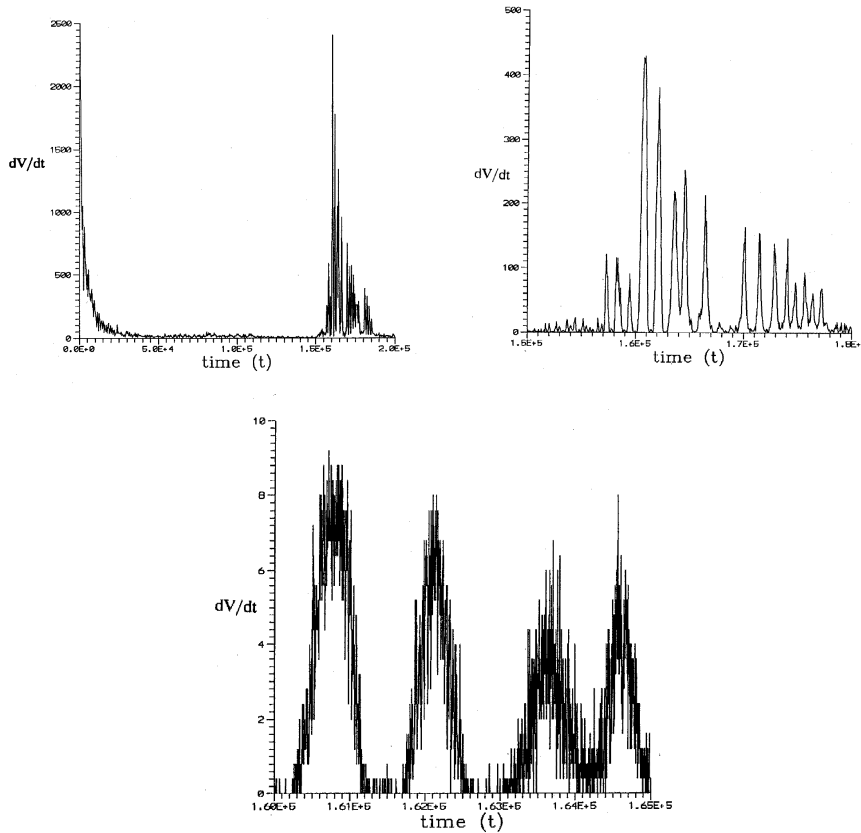


Figure 3. (3a) Plot of dV/dt of the trajectory of Fig. 2. (3b) A magnification of Fig. 3a. (3c) A magnification of Fig. (3b).

high "spikes" it is obvious that the trajectory migrates to a nearby phase space region. A closer examination reveals that the spikes possess a prominent self-similar structure: consecutive magnifications of an interval of dV/dt show that each individual spike consists of higher order spikes, down to a scale size corresponding to the 6-D volume of an elementary cell (Figs. 3b and 3c). However, apart from this qualitative approach, we can obtain a quantitative measure of the "fractality" of the function dV/dt through the calculation of its generalised dimensions, $D(q)$, $q = 0, 1, 2, \dots$ (e.g. see Schuster, 1988; McCauley, 1995). In particular $D(2)$ is the *correlation dimension*. A value of $D(2) = 1$ implies total randomness, while a value of $D(2) = 0$ complete predictability.. It should be noted that the canonical variables $q_i(t), p_i(t)$ (or any function of them) are not useful for the study of phase space

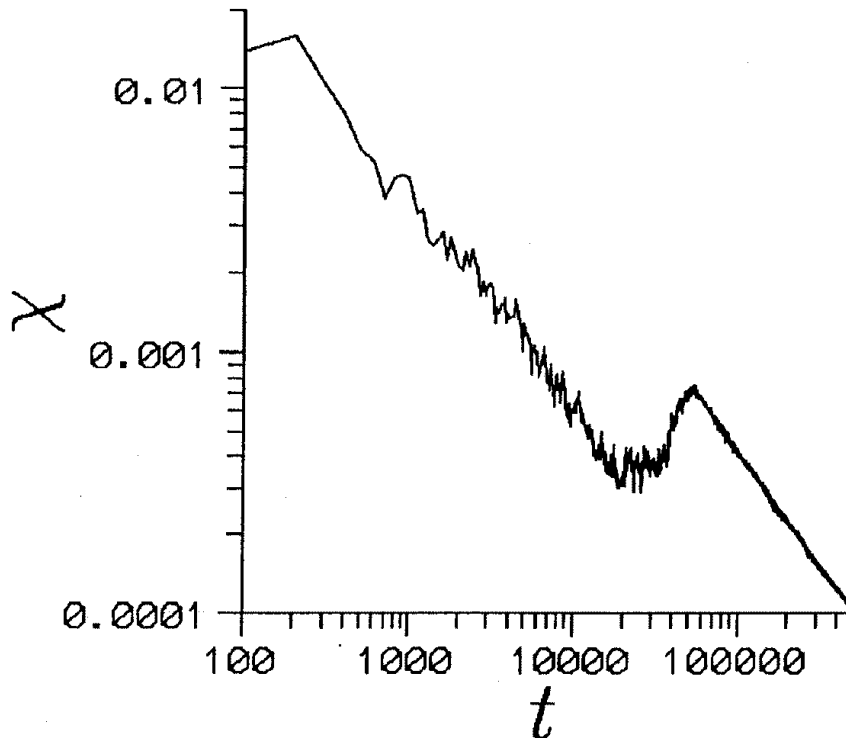


Figure 4. Plot of $\chi(t)$ for a trajectory with initial conditions $x_0 = 0.0095$ and $y_0 = 0.0415$.

fractality, since the corresponding sets are "fat fractals" (Benettin *et al.*, 1986).

From the calculation of the $D(q)$ spectrum we find that $0 < D(2) < 1$ (Fig. 5), which corroborates the results of the qualitative analysis, showing that dV/dt is a *multifractal* (for a definition see the Appendix). Moreover it shows that the transport process is not completely random. From the simultaneous plotting of $V(t)$, dV/dt , $\chi(t)$ and $D(2)$ for numerous trajectories and segments of them we found that, as a rule, $D(2)$ shows a correlation with $\chi(t)$. In particular the segments of dV/dt , corresponding to time intervals where $\chi(t)$ decays, have values of $D(2)$ lower than those of the segments of dV/dt , corresponding to time intervals where $\chi(t)$ increases. On the other hand, if the trajectory is treated as a whole, the resulting value of $D(2)$ takes an intermediate value. This fact is in agreement with our interpretation, since, in places where the divergence of trajectories is almost linear with time, we have weak chaos and, therefore, a low correlation dimension. In contrast,

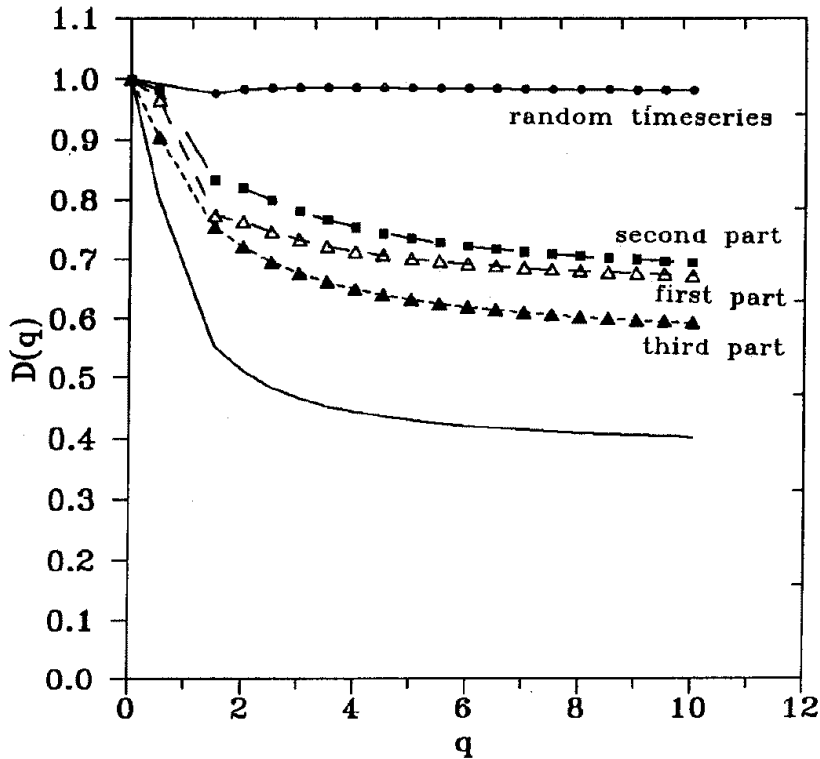


Figure 5. The $D(q)$ -spectrum of the trajectory of Fig. 4 (solid curve) as well as that of the three segments described in the text.

in regions where the divergence of trajectories is exponential, we have strong chaos and, therefore, a high correlation dimension.

However this is not always the case. An interesting example is given in Figs. 4 and 5. In Fig. 4 we give the function $\chi(t)$ for a trajectory with initial conditions $x_0 = 0.0095$ and $y_0 = 0.0415$. We see that three different trajectory segments may be defined: one for the time interval $0 < t < 2 \cdot 10^4$, one for $2 \cdot 10^4 < t < 6 \cdot 10^4$ and one for $6 \cdot 10^4 < t < 5 \cdot 10^5$. In the first and third segments $\chi(t)$ shows an almost exponential decay, a typical behaviour of a weakly chaotic trajectory, while in the second segment it shows a steep increase, characteristic of strong chaos. From what has been said above, the trajectory has migrated from one region characterised by an almost linear divergence of trajectories to another one with the same property, passing briefly through a region characterised by an exponential divergence. In Fig. 5 we give the $D(q)$ -spectra of the three segments and of the trajectory as a whole. We see that, considering only the three segments, the "typical" relation,

discussed above, between $\chi(t)$ and $D(2)$ still holds. However in this case the $D(2)$ of the trajectory *as a whole* is considerably lower. This implies that, even while the trajectory has drifted from a phase space region of weak chaos to another, going through one with prominent chaotic behaviour, the third segment of the trajectory "keeps a memory" of the first, which shows that the process in the second segment is not Markovian!

3. Discussion

In a perturbed integrable Hamiltonian system we can distinguish three regimes, according to the "amplitude" of the perturbation: those of "small", "medium" or "large" perturbations, where the "amplitude" of the perturbation is inferred by the dominant properties of the transport mechanism. In the regime of small perturbation, transport is expected to be governed by Arnold diffusion, as discussed recently by Morbidelli and Froeschlé (1996). In the regime of "strong" perturbation the following analytic result may be obtained, according to Varvoglis and Anastasiadis (1996). Assuming that transport in a Hamiltonian system can be described as a *normal* diffusion process, it can be shown that the exit time, T_E , of a trajectory from a "compact" region of action space depends on its Lyapunov time, $T_L = 1/\lambda$ (where λ stands for the maximal Lyapunov Characteristic Number, LCN), through a power law. Since transport in perturbed integrable Hamiltonian systems can be modeled as normal diffusion only in regions where most of the KAM tori are destroyed, the power law dependence appears when the perturbation is strong.

In this paper we showed that the function $V(t)$ may be used to obtain a quantitative measure of the fractality of phase space of a Hamiltonian dynamical system. We discussed how the fractality of phase space is related to the evolution of the function $\chi(t)$, in the regime of "medium" perturbations, and the ensuing difficulties in the calculation of LCN's. A way to circumvent these difficulties might be the definition of a "new" quantity, related to the local (rather than the usual average) properties of the phase space. Following the ideas of Benkadda *et al.* (1994) and Morbidelli (1997), this quantity might be a "Local Lyapunov time", LLT, describing strictly the "autocorrelation time", i.e. the time interval after which a trajectory "loses memory" of its initial conditions. This quantity may be estimated by the evolution of $V(t)$ of nearby trajectories. E.g. from Fig. 1 we can estimate that $LLT \approx 100 \cdot 10^3$. Note that its inverse, the "local LCN" (LLCN), turns

out to be of the order 10^{-5} , an order of magnitude lower than the value of LCN inferred from Fig. 2.

In order to establish a statistical relation between local properties (i.e. rate of trajectory divergence) and global properties (transport) in the regime of "medium" perturbations, the fractality of phase space has to be taken into account, since it affects not only the calculation of LCN's, but the process of transport as well. In particular the fact that dV/dt is a multifractal implies that transport in phase space follows Levy rather than normal diffusion kinetics, while the results of the $D(q)$ analysis show that in several cases the non-Markovian nature of the transport process is pronounced. Therefore it is not possible to describe transport through a classical, Fokker-Planck type, diffusion equation and any attempt to use the "regular" random walk theory in order to infer the statistical behaviour of trajectories in a "medium" perturbation regime, as it is the case with the Sun-Jupiter-asteroid problem in the ERTBP approximation, might lead to erroneous results. It should be emphasized that, while the Fokker-Planck equation can be appropriately generalised, in order to take into account the Levy statistics of the random walk process (Zaslavsky, 1994), the problem of the long-tail correlations has not been addressed in a satisfactory way up to now. The use of the function $V(t)$, presented here, may constitute a useful tool in the study of transport in Hamiltonian systems, in particular when the approximation of random walk (Brownian or Levy) may not be adequate.

Appendix

Here we give, for completeness, some basic definitions on the concepts of fractal analysis used in the paper. The main property of a fractal set is *self-similarity*, i.e. the fact that the set looks the same if one scales appropriately the x_i axes ($i = 1, N$) of the space where this set is embedded. In generalising the definition of the "dimension" of a geometrical object, a fractal set has a *non-integer* dimension, which can be understood in the following way. If for a set of points in d dimensions the number $N(l)$ of d -spheres of diameter l needed to cover the set increases like

$$N(l) \propto l^{-D} \quad \text{for } l \rightarrow 0 \quad (2)$$

then D is the *fractal dimension* of the set. For a "regular" geometrical object D turns out to be an integer, which shows that the above definition agrees with the geometrical dimension of a non-fractal set. In the case where the scaling depends on the region of the set, the

geometrical object is a multifractal. "Naturally" occurring fractals fall in this category.

A multifractal is characterised by more than one "fractal dimensions" and, in this way, it contains a lot more information than a pure fractal. These so-called *generalised dimensions* or *$D(q)$ spectrum* can be calculated as follows. If we divide the space in cells of linear dimension l and we denote by p_i the probability that a point of the set lies in the i -th box, then the generalised dimensions $D(q)$ are given by the formula

$$D(q) = - \lim_{l \rightarrow 0} \frac{1}{q-1} \frac{1}{\log l} \log \left(\sum_i p_i^q \right) \quad (3)$$

All generalised dimensions $D(q)$ of a pure fractal set have the same value, that of the *capacity dimension*, which corresponds to $q = 0$, i.e. $D(0)$.

It is obvious that comparing two multifractals is much more difficult than comparing two pure fractals, since it involves comparing an infinite sequence of numbers, rather than only two (the two capacity dimensions). In applications one usually compares only the values of $D(2)$, since in experimental results this is the number that can be more easily calculated. $D(2)$ has the name *correlation dimension*, since it is related to the *correlation integral*, $C(l)$, of the time-series. It can be proved that, in general, $D(0) > D(1) > D(2) \dots > D(n)$.

Acknowledgements

The authors would like to thank M. Georgoulis for his help in the calculation of the $D(q)$ spectra.

References

- Barbanis, B., Varvoglis, H. and Vozikis, Ch.: 1997, in preparation
 Benettin, G., Casati, D., Galgani, L., Giorgilli, A. and Sironi, L.: 1986, *Phys. Lett.*, **118A**, 325
 Benkadda, S., Elskens, Y., Ragot, B. and Mendonca, J.T.: 1994, *Phys. Rev. Lett.*, **72**, 2859
 Contopoulos, G. and Barbanis, B.: 1989, *Astron. Astrophys.*, **222**, 329
 Contopoulos, G. and Barbanis, B.: 1995, *Astron. Astrophys.*, **294**, 33
 Kaneko, K., and Konishi, T.: 1989, *Phys. Rev. A*, **40**, 613
 McCauley, J.L.: 1995, *Chaos, Dynamics and Fractals, an algorithmic approach to deterministic chaos*, Cambridge University Press, Cambridge
 Meiss, J.D., Cary, J.R., Grebogi, C., Crawford, J.D., Kaufman, A.N. and Abarbanel, H.D.I.: 1983, *Physica* **6D**, 375

- Meiss, J.D.: 1992, *Rev. Mod. Phys.*, **64**, 795 **294**, 33
 Morbidelli, A.: 1997, this conference
 Morbidelli, A., and Froeschlé, C.: 1997, *Cel. Mech.*, submitted
 Murison, M.A., Lecar, M. and Franklin, F.A.: 1994, *Astron. J.*, **108**, 2323
 Schuster, H.G.: 1988, *Deterministic Chaos*, VCH Verlagsgesellschaft, Weinheim
 Shlesinger, M.F., Zaslavsky, G.M., and Klafter, J.: 1993, *Nature* **363**, 31
 Varvoglis, H., Vozikis, Ch. and Barbanis, B.: 1995, *Proceedings of the 2nd Hellenic
 Astronomical Conference*, Hellenic Astronomical Society, Athens, in press
 Varvoglis, H. and Anastasiadis, A.: 1996, *Astron. J.*, **111**, 1718
 Zaslavsky, G.M.: 1994, *Physica* **D76**, 110