

MODULAR TRANSFORMATIONS, ORDER-CHAOS TRANSITIONS AND PSEUDO-RANDOM NUMBER GENERATION

ANTONIO BONELLI

*Dipartimento di Chimica
Università della Basilicata
via Nazario Sauro 85, I-85100, Potenza, Italy
E-mail: bonelli@ch1ris.cisit.unibas.it*

and

STEFANO RUFFO

*Dipartimento di Energetica
Università di Firenze
via s. Marta 3, I-50139 Firenze, Italy
INFN, sez. Firenze
E-mail: ruffo@avanzi.de.unifi.it*

Received August 1, 1998

Revised August 7, 1998

Successive pairs of pseudo-random numbers generated by standard linear congruential transformations display ordered patterns of parallel lines. We study the “ordered” and “chaotic” distribution of such pairs by solving the eigenvalue problem for two-dimensional modular transformations over integers. We conjecture that the optimal uniformity for pair distribution is obtained when the slope of linear modular eigenspaces takes the value $n_{opt} = \maxint(p/\sqrt{p-1})$, where p is a prime number. We then propose a new generator of pairs of independent pseudo-random numbers, which realizes an optimal uniform distribution (in the “statistical” sense) of points on the unit square $(0, 1] \times (0, 1]$. The method can be easily generalized to the generation of k -tuples of random numbers (with $k > 2$).

Keywords: Modular transformations. Order and chaos. Pseudo-random number generators.

1. Introduction

Consider the standard linear congruential pseudo-random number generator (see Ref.¹ for a review on pseudo-random numbers generation)

$$x_{t+1} = gx_t \bmod p, \quad (1)$$

with $p = 2^{31} - 1$ and $g = 7^5 = 16807$ (also called in this case “minimal standard”²). It is well known that successive pairs (x_t, x_{t+1}) , normalized in the interval $(0, 1]$, show a pattern of parallel lines on the square $S = (0, 1] \times (0, 1]$ ³.

This observation is even more general, since this pattern is observed for all pairs (x_t, x_{t+l}) , with $l = 1, \dots, p-1$ ⁴. However, the number of parallel lines over which the pairs are distributed strongly depends on the value of l . For instance, for $l = (p-1)/2$, the pairs are distributed on a single line, while for $l = (p-1)/2 \pm 1$ the pairs are distributed over so many parallel lines that the pairs could be considered as randomly filling the square S . This curious behavior has been called “order” (pairs distributed over a few lines) to “chaos” (pairs distributed over several lines) transition in Ref. ⁴. This remark is of course very important to establish the properties of those correlations in pseudo-random number generation which are due to the “lattice” structure created by the properties of the integer field $Z_p = \{0, \dots, p-1\}$ over which map (1) is defined.

In this paper we analyse the pattern of parallel lines using the theory of continuous bijective transformations defined by unimodular 2×2 matrices⁵ (also called in mathematical papers Continuous Automorphisms of the Torus, CAT), which we recall in Section 2. We give a simple explanation of why the pairs are distributed either “orderly” or “chaotically”, by studying the dependence on l of the slope of Linear Modular Eigenspaces (LME), after solving the eigenvalue problem for CATs (see Sections 2 and 3).

By introducing appropriate probes of the uniformity of pair distributions over the square S (Section 4), we are able to guess the value of the slope of the LME (and correspondingly the value of l) which gives the most uniform pair distribution.

This study suggests the use of linear congruential pseudo-random number generators of the kind (1) to generate pairs of independent pseudo-random numbers, by appropriately choosing the initial pair over the most uniform LME. We exploit this idea in Section 5, but we discover that the requirement of optimal uniformity in the “geometrical” sense does not produce the best pair generator in the “statistical” sense. Hence, we modify the pair generator by introducing a variation of the LME slope, which produces a better randomization of the successive pairs. We compare the uniformity of the generated pairs with those obtained with a commonly used pseudo-random number generator (*ran0* in Ref. ²).

In Section 6 we draw some conclusions.

2. Modular transformations

Continuous bijective transformations (isomorphisms) of the torus (the square $S = (0, 1] \times (0, 1]$ with the opposite sides identified) are maps defined by unimodular (unitary determinant) 2×2 matrices A of integers⁵,

$$\begin{pmatrix} x(t+1) \\ y(t+1) \end{pmatrix} = \begin{pmatrix} a & b \\ c & d \end{pmatrix} \begin{pmatrix} x(t) \\ y(t) \end{pmatrix} \pmod{1}, \quad (2)$$

where x, y are reals and a, b, c, d integers and the mod 1 operation means taking

the fractional part in $(0, 1)$ of the real number. In this paper we restrict to the study of periodic orbits, whose initial point, $(x(0), y(0)) = (q/p, q'/p)$, is rational, with common denominator p . These orbits are then equivalently generated by the transformation

$$\begin{pmatrix} x(t+1) \\ y(t+1) \end{pmatrix} = \begin{pmatrix} a & b \\ c & d \end{pmatrix} \begin{pmatrix} x(t) \\ y(t) \end{pmatrix} \pmod{p}, \quad (3)$$

where x, y are integers belonging to $[0, p-1]$ (the field Z_p), thanks to the mod p operation.

Moreover, we restrict to prime values of p , which allow for the existence of orbits with maximal period $p-1$. Let $\Delta = (\text{Tr}A)^2 - 4$, if an integer $q = 0, \dots, p-1$ exists such that $q^2 = \Delta \pmod{p}$, then matrix A admits two eigenvalues

$$\lambda_{\pm} = 2^{-1}(\text{Tr}A \pm q), \quad (4)$$

where 2^{-1} is the multiplicative inverse of 2 in the field Z_p . From these properties we can directly derive the equations for linear modular eigenspaces (LME)

$$y = n_{\pm}x \pmod{p}, \quad (5)$$

where

$$n_{\pm} = -b^{-1}(a - \lambda_{\pm}), \quad (6)$$

and $(x, y) \in Z_p \times Z_p$.

A 'primitive root' of p , is a positive integer g for which the smallest value of s such that $g^s = 1 \pmod{p}$ is $s = p-1$. It has been observed⁴ that ordered pairs (g^n, g^{n+l}) in $Z_p \times Z_p$ with varying $n = 1, \dots, p-1$ and the fixed parameter l chosen in the set $\{1, \dots, p-1\}$ distribute "orderly" or "chaotically" on the lattice of points $Z_p \times Z_p$ depending on the chosen value of l . This result is relevant for the understanding of correlations in the generation of random numbers by modular transformations of integers.

These ordered pairs can also be seen as successive points over an orbit of map (3) with initial value (g^k, g^{k+l}) ($k \in \{0, \dots, p-1\}$) belonging to the LME (5). Therefore, choosing the value of l and the primitive root g is equivalent to fixing the elements of matrix A in (3) and the initial condition, in such a way that the following consistency relation is obeyed

$$bg^l - g + a = 0. \quad (7)$$

In this paper we propose to study the properties of the pairs, or equivalently of the orbits of (3), as a function of the parameter n_{\pm} which fixes the LME, and we establish a relation of 'similarity' among these orbits after introducing discrete rotations of the point lattice (Section 3). This allows us to overcome a difficulty encountered in Ref.⁴, where to the slightest variation of parameter

l corresponded a drastic change in the behavior of the orbit, from “order” to “chaos” and back, with no apparent regularity in the change. Using our approach it is possible to classify the different behaviors of the orbits according to the equation of the LME once p and g are given.

3. Linear modular eigenspaces

The study of LME equations (see formula (5)) as the parameter n_{\pm} is varied is useful to determine the graph of linear periodic orbits of a specific dynamical system fixed by the values of p and g . The value of n_{\pm} varies in the set $\{0, 1, \dots, p-1\}$. Eq. (5) can then be rewritten as

$$y = n_{\pm}x - hp, \quad (8)$$

with $h = 0, 1, \dots, n_{\pm} - 1$ and $[hp/n_{\pm}] + 1 \leq x \leq [(h+1)p/n_{\pm}]$. This is the equation of an ensemble of n_{\pm} parallel segments, whose slope is n_{\pm} . If n_{\pm} divides $p-1$, then the number of points of the LME over each segment is the same. Periodic orbits over a LME contain all points of the LME, but visit them irregularly, jumping among the segments of the broken line (8).

Let us give an example. Consider the matrix

$$\begin{pmatrix} 3 & 1 \\ 2 & 1 \end{pmatrix}, \quad (9)$$

whose eigenvalues are $\lambda_{\pm} = 2 \pm 2^{-1}q$, with $q^2 = 12$. Let us consider the prime $p = 13$ and the primitive root $g = 6$. There are two values of q whose square is 12 in the field Z_{13} , i.e. $q = 8$ and $q = 5$; we choose here $q = 8$ and then $n_+ = 3$, $n_- = 8$, $\lambda_+ = 6$ and $\lambda_- = 11$, the latter being also primitive roots. Taking the initial point on the LME, e.g. $(x(0), y(0)) = (1, 3)$ one generates pairs which remain on LME, but jump among the 3 segments in which the LME breaks up (see Fig. 1); the orbit has period 12. With an orbit of the same period one can obtain a more homogeneous filling of the point lattice.

The best one can obtain for these values of p and g is for $n_+ = 5$. A possible choice of matrix A is obtained by the following procedure. First choose a value of q which respects the condition $q^2 = (a+d)^2 - 4$; then, using equations

$$2(a + n_{\pm}b) = a + d \pm q \quad (10)$$

$$ad - bc = 1, \quad (11)$$

determine two of the elements of A in terms of the others (e.g. the diagonal terms a and d). In our case one obtains the matrix

$$\begin{pmatrix} 3 & 12 \\ 11 & 1 \end{pmatrix}, \quad (12)$$

whose eigenvalue $\lambda_+ = 11$ ($\lambda_- = 6$) with $q = 5$ (the other choice of q with respect to the previous example). In this case, since the prime $p = 13 = 3^2 + 2^2$

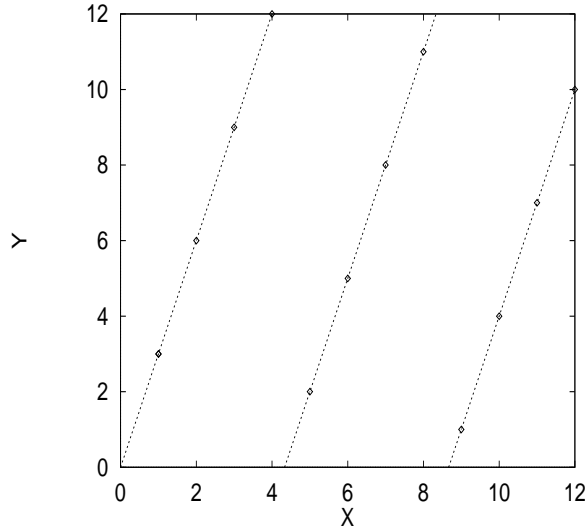


Figure 1: LME (dotted line) and a periodic orbit on it for $p = 13$, $g = \lambda_+ = 6$, $n_+ = 3$.

is the sum of squares, the square $S_p = [0, p-1] \times [0, p-1]$ is tiled by p squares of area p (see Fig. 2), which realizes the most uniform filling.

This recipe can be generalized to larger values of p which are sums of squares; the square of the diagonal of the tiling square is $2p$ and can be written in terms of n_+ ,

$$2p = n_+^2 + 1, \quad (13)$$

which gives $n_+ = \sqrt{2p-1}$. This is the optimal choice for uniform filling, but it is valid only for specific values of p . In the following, we will find a more general rule valid for any p (see formula (18)).

Let us now introduce a 'similarity' relation among LMEs. We say that two LMEs are similar if one can obtain a LME from the other by rotating it around the point $(p/2, p/2)$ (intended as a real number) on the square S_p . Let us consider the LMEs

$$y = m_i x \bmod p \quad (14)$$

The similar LMEs are at most four, with (m_0, m_1, m_2, m_3) such that $m_0 m_1 = 1 \bmod p$, $m_2 = p - m_0$ and $m_3 = p - m_1$. The LME with slope m_i is obtained rotating by $i\pi/2$ the LME with slope m_0 . The proof of this property is trivial.

4. Uniformity probes: entropy and geometric index

In order to characterize the distribution of the points of the periodic orbit on the square S_p , and its variation with n_{\pm} , we define the 'entropy' of the periodic

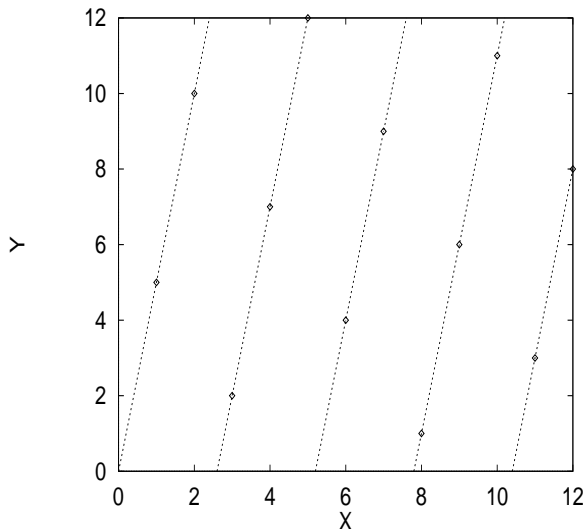


Figure 2: Same as Fig. 1 but $n_+ = 5$, which realizes a more uniform filling of $S_{13} = [0, 12] \times [0, 12]$.

orbit as follows. Let us divide the square S_p into square cells of side δ . Let N_k be the number of points of the periodic orbit which fall inside the k -th cell and $T_p = p - 1$ the period. The entropy is

$$\eta = - \sum_{k=1}^M w_k \ln w_k , \quad (15)$$

where $M = (p/\delta)^2$ is the total number of cells and $w_k = N_k/T_p$ is the fraction of points of the orbit inside the k -th cell. To avoid the presence of empty cells (cells without points of the orbit) in the homogeneous case, δ must be chosen such that $M = (p/\delta)^2 = T_p = p - 1$, then $\delta = p/\sqrt{p-1}$. As a consequence

$$0 < \eta \leq \ln(p-1) . \quad (16)$$

Another simple probe of homogeneity is the ratio of the sides, L_{max} and L_{min} , of the elementary cell of the lattice of points formed by the orbit in S_p ,

$$r = \frac{L_{max}}{L_{min}} . \quad (17)$$

Then $r \geq 1$ and the $r = 1$ case corresponds to the most uniform square elementary cell (which is reached only for the primes which are sums of squares). The supremum value of r is $r_{sup} = p/\sqrt{2}$, which is attained when the points of the orbit are all on a single segment (it is computed by considering the nearest S_p square).

In Fig. 3 we show the dependence of η on n , the slope of the LME. The chosen prime is $p = 1999$ and the primitive root is $g = 3$. The minimal entropy value, which is reached when the points of the orbit are placed on a single straight segment, is easily computed to be $\eta_{min} = 1/2 \ln(p - 1)$ (equal to $3.799\dots$ in this case) and is obtained when $n = 1, 1998$ ($n = 1, p - 1$ in general). The maximal entropy value $\eta_{max} = 7.599\dots$ is reached for $n = 45, 844, 1155, 1954$; these values are related through the similarity relation introduced in Section 3.

It is remarkable that the homogeneity ratio r (see eq. 17) gives a perfectly equivalent information, as shown in Fig. 4. We have verified that the agreement between the two homogeneity probes gets better as the value of the prime p increases.

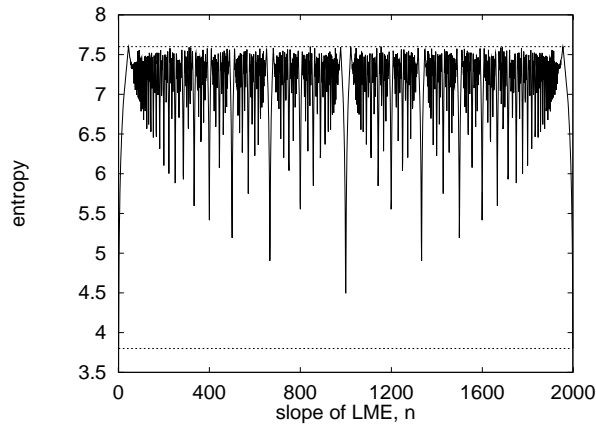


Figure 3: Entropy of periodic orbits with $p = 1999$ as a function of n , also shown with dotted lines are the maximal, $7.599\dots$, and minimal $3.799\dots$ entropies.

Which is the optimal n_{opt} value corresponding to the highest homogeneity? A simple heuristic argument suggests that it must be of the order of the side of the elementary square $\delta = p/\sqrt{p-1}$. In fact, numerical experiments suggest, with high degree of confidence, the following conjecture

$$n_{opt} = \text{maxint}\left(\frac{p}{\sqrt{p-1}}\right). \quad (18)$$

Fig. 5 shows the agreement of this conjectured value with the one determined numerically. Of course, the similarity conditions relate this value with three others.

5. Random number generation

One can use the transformation defined in (5) by the LME to generate recursively points at random with coordinates (X, Y) in the square $S = (0, 1] \times (0, 1]$

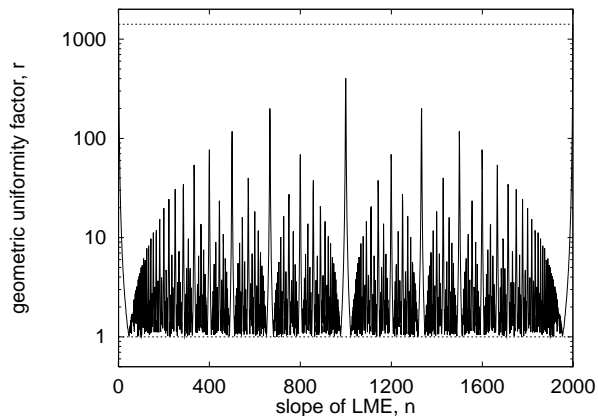


Figure 4: Geometric uniformity factor r for $p = 1999$ as a function of n . The supremum $r_{sup} = 1413.506\dots$ is reached for $n = 1$ and for $n = 1998$ when the orbit collapses onto a segment. The supremum and the minimal $r = 1$ values are shown by the dotted lines.

as follows

$$\begin{aligned} X(t) &= \frac{X(0)g^t}{p} \bmod 1 \\ Y(t) &= \frac{g^l X(t)}{p} \bmod 1, \end{aligned} \quad (19)$$

once one has chosen the primitive root g and the value l such that $g^l = n_{\pm}$. $X(0) \in Z_p$ is the seed of the generator and can always be written in terms of the primitive root $X(0) = g^{t_0}$ with $t_0 \in Z_p$.

In the previous section we have found the value of n_{\pm} (18), and consequently of l , which, for fixed g , gives the most uniform distribution of points on the square S if the full orbit with initial value $(X(0) = g^{t_0}, Y(0))$ is generated. We want now to test whether the recursion (19) can also be used as an efficient generator of random pairs $(X(t), Y(t))$ with the appropriate choices of g and l . To test the efficiency we have used a method recently developed in Ref. ⁶ to characterize ergodicity of transformations of the plane into itself. These authors introduce a *random model* where the square S is divided into N cells and then points are thrown into the cells each at a time with no correlations. At each step t of the process one has equal probability $\pi = N^{-1}$, of choosing any cell. One can then define the probability distribution $P_t(k)$ that k cells are occupied at step t . The first two moments of $P_t(k)$ are computed in ⁶

$$\rho(t) = \sum_{k=1}^N (k\pi) P_t(k) = 1 - (1 - \pi)^t \quad (20)$$

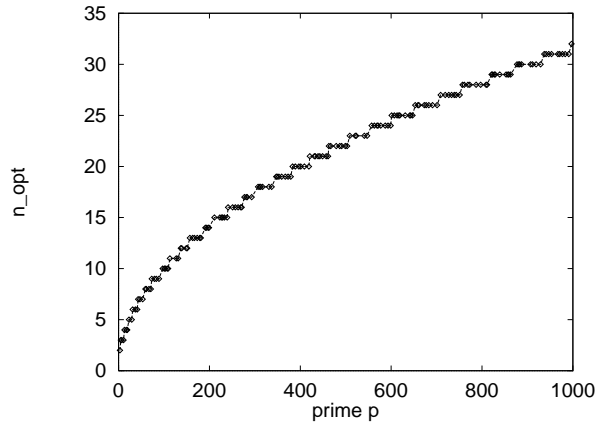


Figure 5: Conjectured (line) and numerically determined (points) n_{opt} as a function of the prime p .

$$S(t) = \sum_{k=1}^N (k\pi)^2 P_t(k) = 1 - (2 - \pi)(1 - \pi)^t + (1 - \pi)(1 - 2\pi)^t. \quad (21)$$

The first moment $\rho(t)$ is simply the density of occupied cells at step n and can be approximated for large N as

$$\rho(t) \approx 1 - \exp\left(-\frac{t}{N}\right). \quad (22)$$

The second moment gives the standard deviation $\sigma(t) = \sqrt{S(t) - \rho^2(t)}$ at step t .

In Fig. 6 we plot the numerically computed deviation with respect to the theoretical result of the *random model* (21) for the random number generator (19) with $p = 2^{31} - 1$, $g = 7^5$ and the optimal value n_{opt} (18) for the slope, together with the deviation for a commonly used random number generator, *ran0*². The $\pm\sigma(t)$ values are also reported and show that generator (19) systematically overestimates the theoretical curve, while *ran0* fluctuates statistically around the theoretical value remaining within the $\pm\sigma(t)$ region.

Our generator (19) has therefore the tendency to produce points on the square S which overfill different cells with respect to the random filling. This must be an effect of the temporal correlations which are present in (19) and tend to distribute points on parallel straight lines. Therefore, we have modified (19) imposing a variation at each step of the slope of these lines. Hence, the generator is changed as follows

$$X(t) = \frac{X(0)g^t}{p} \bmod 1$$

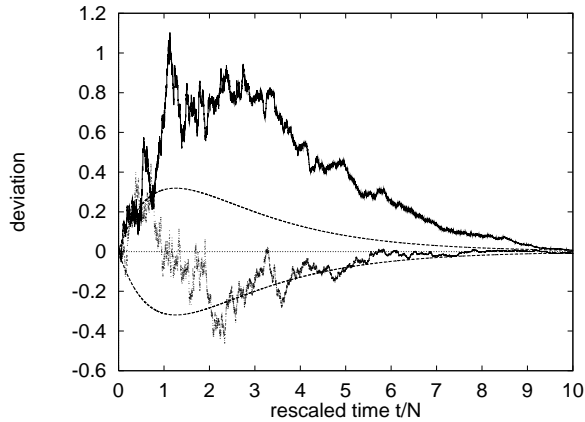


Figure 6: Deviations from the theoretical curve of the density of occupied cells in the *random model* for random series generated with map (19) (full line) and *ran0* (dotted line). The $\pm\sigma(t) \cdot 10^3$ lines are also reported (broken lines). $N = 10^6$.

$$\begin{aligned} r(t) &= \frac{r(0)g^t}{p} \bmod 1 \\ Y(t) &= \frac{r(t)X(t)}{p} \bmod 1, \end{aligned} \quad (23)$$

with the seed $(X(0), r(0)) \in Z_p \times Z_p$. As previously, the seed can always be written in terms of the primitive root ($X(0) = g^{t_0}, r(0) = g^{s_0}$) with t_0 and s_0 belonging to Z_p .

The randomization of the slope r reduces the correlations and now the generated random series falls within the error curves $\pm\sigma(t)$ (see Fig. 7), showing the same quality of *ran0*.

Although we do not claim here that generator (23) might be competitive with others, more widely used, random number generators, we are convinced to have revealed an important feature of modular generators, i.e. cell overfilling tendency. The recipe we have proposed to balance this effect is not be unique and other solutions are certainly possible.

6. Conclusions

We have studied the geometrical properties of the orbits of modular transformations on integers. We have solved a puzzle proposed in Ref. ⁴ related to an “order” to “chaos” transition as a parameter of the transformation is varied by showing that indeed the true control parameter is the slope of linear modular eigenspaces; we have then determined which of the values of this latter control parameter give an “ordered” (i.e. distributed over a few segments) or “chaotic”

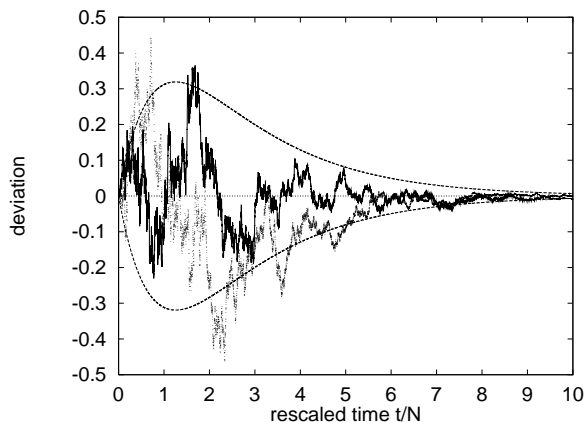


Figure 7: Same as Fig. 6 where (19) has been substituted by (23).

(i.e. spread over the lattice) orbit by looking at uniformity probes.

Particular attention has been devoted to uniform (“chaotic”) orbits, which we have characterized using entropic and geometric parameters. Moreover, we have verified that, during the time evolution, the most “geometrically” uniform orbits do not correspond in general to the most “statistically” uniform, as defined through a specific model introduced in Ref. ⁶.

With the aim of generating statistically uniform orbits we have introduced a new generator of pseudo-random pairs, where the slope of the linear modular eigenspace is varied during time evolution. The recipe we propose to generate pairs (X, Y) of pseudo-random real (32-bit floating point) numbers with uniform distribution in the square $S = (0, 1] \times (0, 1]$ is by following recursion ($t = 0, 1, \dots$)

$$\begin{aligned}
 X(t) &= \frac{X(0)g^t}{p} \bmod 1 \\
 r(t) &= \frac{r(0)g^t}{p} \bmod 1 \\
 Y(t) &= \frac{r(t)X(t)}{p} \bmod 1,
 \end{aligned} \tag{24}$$

where p is a prime (e.g. the typical value $p = 2^{31} - 1$), g a primitive root (e.g. $g = 7^5 = 16807$) and the seeds $X(0), r(0)$ are integers from 1 to $p - 1$. The comparison of this generator with others commonly used is encouraging, as far as the uniformity properties are concerned. The method can also be easily extended to generate k -tuples of random numbers in k -dimensional spaces.

Acknowledgements

We thank Mario Rasetti for having suggested this topic of research and for

many useful discussions. Part of this work was performed while the authors were visiting the Institute for Scientific Interchange in Torino, which we thank for financial support. We also thank the anonymous referee for having strongly contributed to improve (we hope) the readability of this paper.

References

1. F. Gutbrod, *New trends in pseudo-random number generation*, Annual Reviews of Computational Physics VI (World Scientific), to be published.
2. W.H. Press, S. Teukolsky, W.T. Vetterling and B.P. Flannery, *Numerical Recipes*, Cambridge (1992).
3. I. Vattulainen, K. Kankaala, J. Saarinen and T. Ala-Nissila, *Comp. Phys. Commun.*, **86**, 209 (1995).
4. De Matteis A., *Order out of chaos in arithmetic*, in G. Maino, L. Fronzoni and M. Pettini eds., *Dynamical symmetries and chaotic behaviour in physical systems*, World Scientific, (1989) and Refs. therein.
5. Arnold V.I. and Avez A., *Ergodic problems of classical mechanics*, Benjamin, New York (1968)
6. M. Robnik, J. Dobnikar, A. Rapisarda, T. Prosen and M. Petkovsek, *J. Phys. A*, **30**, L803 (1997).