

Radiative shocks in galaxy formation.

II: Effects of a metagalactic UV background.

M.I. Forcada-Miró^{1,2}

¹*Institute of Astronomy, Madingley Road, Cambridge CB3 0HZ, England*

²*Max-Planck-Institut für Astrophysik, Karl-Schwarzschild-Straße 1, 85748 Garching b. München, Germany*

Accepted ????. Received ????

ABSTRACT

I use a 1-D Lagrangian code which follows both a gaseous and a dark component to study the effects of a metagalactic UV background on the formation of dwarf galaxies. In the case of an ionising background consistent with the existing observational constraints no effect has been found in halos with circular velocity above 60 km s^{-1} . The effect is very mild in halos with $40 < V_c < 60 \text{ km s}^{-1}$, and the reduction in the total gas mass which cools below 8000 K never surpasses 30 %. Below the circular velocity 40 km s^{-1} there is a sharp transition towards the case in which the gas does not cool but it is gravitationally confined by the potential well of the dark halo. Halos with a virial temperature below the equilibrium photoionisation temperature cannot confine the gas.

Key words: Cosmology: theory – galaxies: formation – hydrodynamics

1 INTRODUCTION

In the standard picture of structure formation smaller objects collapse first, and merge later on to form bigger systems. As the gas falls into the potential well of the forming halos it passes through a shock in which its bulk kinetic energy is converted into thermal energy. In Paper I (Forcada-Miró & White 1998) we studied how the hot primordial plasma can lose its thermal energy via radiative cooling. The gas cools more efficiently at higher redshifts, due to the bigger densities, and in smaller halos, due to line cooling. The result is then too many dwarf galaxies, which causes the faint end of the luminosity function to be too steep compared to observations (c.f. White & Rees 1978; Kauffman, White & Guiderdoni 1993; Cole *et al.* 1994).

Several possible solutions to the overcooling problem have been contemplated in the literature. A first possibility is energy feedback from the stars which form out of the cold dense gas sitting at the centre of the halo. Dekel & Silk (1986) argue that supernova explosions could produce a big gas loss in halos up to a circular velocity $V_c \sim 100 \text{ km s}^{-1}$. However, the physics of star formation and how stars interact with the surrounding interstellar medium is still very poorly understood. Another possibility is a higher merging rate, but then one could run into the problem of thickening too much the discs of spiral galaxies (Tóth & Ostriker 1992; Navarro *et al.* 1994; Velázquez & White 1998). A third possibility was first suggested by Ikeuchi (1986) and Rees (1986) as a model for the Ly- α clouds: a UV background could prevent the primordial gas from cooling and sinking

towards the centre of small halos. Efstathiou (1992) pointed out that an ionising background compatible with the existing observational constraints could reduce the predicted number of dwarf galaxies.

These three possibilities are not exclusive, and the final answer to the overcooling problem is probably a combination of all of them. In the present paper I explore the role of the UV background in the process of galaxy formation. The strongest piece of evidence for the presence of a metagalactic ionising background is the absence of the so-called Gunn-Peterson trough (Gunn & Peterson 1965) in the spectra of quasars (Steidel & Sargent 1987; Schneider *et al.* 1989; Bahcall *et al.* 1991; Webb *et al.* 1992). Such a low Ly- α optical depth could also be explained if there was no intergalactic medium (IGM), but this is quite improbable since the process of galaxy formation is not thought to be 100 % efficient. In addition, the detection of intergalactic ionised helium absorption by the Hubble Space Telescope (Jakobson *et al.* 1994) has not only confirmed the existence of a highly ionised IGM, but also the presence of a substantial amount of helium as predicted by the Big Bang nucleosynthesis.

The present paper is organised as follows: in Section 2 I briefly describe the model assumed for the ionising spectrum; in Section 3 I present the numerical simulations done with the spherical Lagrangian code described in Forcada-Miró & White (1998); the results obtained are discussed in Section 4. In all cases the Hubble constant has been taken to be $H_o = 50 \text{ km s}^{-1} \text{ Mpc}^{-1}$, and the baryonic content of the universe is $\Omega_B = 0.05$.

2 MODEL FOR THE UV BACKGROUND

In the simulations presented in this paper I have assumed an ionising spectrum which is a simple power law,

$$J_\nu = J_{\nu_L}(z) \left(\frac{\nu}{\nu_L} \right)^{-\alpha}, \quad (1)$$

where α is the spectral index, and J_{ν_L} is the mean intensity of the radiation field at the Lyman limit. The ionising background is switched on at a redshift z_{ion} , and its subsequent dependence on the redshift is taken as in Efstathiou (1992),

$$J_{\nu_L}(z) = \begin{cases} 0 & z > z_{\text{ion}} \\ \frac{J_{-21}}{1+[5/(1+z)]^4} & z < z_{\text{ion}} \end{cases}, \quad (2)$$

where J_{-21} is in units of $10^{-21} \text{ ergs cm}^{-2} \text{ s}^{-1} \text{ Hz}^{-1} \text{ sr}^{-1}$.

The proximity effect provides an estimate of the intensity of the UV background at the Lyman limit (Lu *et al.* 1991),

$$\log J_{\nu_L} = -21 \pm 0.5 \quad \text{for } 1.7 < z < 3.8, \quad (3)$$

where J_{ν_L} is in units of $\text{ergs cm}^{-2} \text{ s}^{-1} \text{ Hz}^{-1} \text{ sr}^{-1}$. More recent determinations based on high resolution spectra do not find also significant evidence for a change in J_{ν_L} in the redshift range $2 < z < 4$, but they seem to favour a smaller value $\sim 3 \times 10^{-22} \text{ ergs cm}^{-2} \text{ s}^{-1} \text{ Hz}^{-1} \text{ sr}^{-1}$ (Willinger *et al.* 1994; Fernández-Soto *et al.* 1995; Giallongo *et al.* 1996; Cooke *et al.* 1997). At lower redshifts J_{ν_L} is still poorly constrained. Kulkarni & Fall (1993) have analysed HST observations, and obtain a value $\sim 6 \times 10^{-24} \text{ ergs cm}^{-2} \text{ s}^{-1} \text{ Hz}^{-1} \text{ sr}^{-1}$. All these estimates are determined assuming a power-law distribution in redshift of the Ly- α clouds, and it could be the case that such a distribution is not adequate. In the simulations I have considered a stronger background, with $J_{-21} = 1$, and a weaker background, with $J_{-21} = 0.1$. The existing observational constraints fall in between these two cases.

A possible source for the ionising radiation is quasars, which have a spectrum that in the extreme ultraviolet is well approximated by a simple power law $\alpha \approx 1.8$ (Zheng *et al.* 1997). However, the spectrum of quasars is too hard to be in agreement with HeII observations (Madau & Meiksin 1994; Savaglio *et al.* 1997). Also if the population of quasars has a strong decline at $z > 3$ the emitted UV radiation is insufficient to ionise the medium to the required level (Miralda-Escudé & Ostriker 1990). Recent redshift surveys seem to indicate that the decline in the quasar population is not so strong (Boyle 1991; Irwin *et al.* 1991), and then, the ionising flux provided by the quasars might be sufficient (Miralda-Escudé & Ostriker 1992). Another possible source of UV radiation is young stars in galaxies, which only emit below the HeII ionisation edge. Therefore models including the contribution from both quasars and starbursting galaxies provide a softer spectrum than models with quasars only (Miralda-Escudé & Ostriker 1990). Also the first generation of baryonic objects in which stars could form might emerge at redshifts $z \approx 10 - 50$ thanks to the formation of molecular hydrogen (Haiman & Loeb 1997). Therefore, I have considered both a hard background, with $\alpha = 1.5$, and a soft background, with $\alpha = 5$, and the ionising flux is switched on at two different epochs, $z_{\text{ion}} = 5$ and $z_{\text{ion}} = 10$.

In the numerical simulations presented in the following section we refer as a fiducial model to the case with a UV background which has $J_{-21} = 1$, $\alpha = 1.5$, and $z_{\text{ion}} = 5$.

3 NUMERICAL RESULTS

3.1 Effects on halos with circular velocity $V_c > 40 \text{ km s}^{-1}$

In the presence of the fiducial UV background the behaviour of the radiative shocks differs significantly from the behaviour discussed in Paper I up to a circular velocity $V_c \approx 60 \text{ km s}^{-1}$. Shortly after the ionizing background is switched on at $z_{\text{ion}} = 5$ there is a short period of time in which the shock wave moves outwards very fast, approaching the nonradiative behaviour (Figure 1). This effect is stronger as one goes towards lower circular velocities. Notice also that the oscillations with growing period and amplitude which appeared in the simulations with no ionizing background are not present in these calculations.

In Figure 2 I compare the effect of varying some of the parameters of the model in the case of a halo with circular velocity $V_c = 50 \text{ km s}^{-1}$. If the background is switched on at a higher redshift (i.e. $z_{\text{ion}} = 10$) the shock approaches the non-radiative behaviour at an earlier time, but the subsequent evolution is very similar to the fiducial model. If the intensity of the ionizing radiation is decreased (i.e. $J_{-21} = 0.1$) some small oscillations appear in the evolution of the shock wave. The most drastic effect is obtained by softening the spectrum (i.e. $\alpha = 5$), since the oscillations with growing period and amplitude are present again.

On the other hand, the evolution of the total mass which has been able to cool below 8000 K does not differ so much from the evolution when $J_{-21} = 0$. For redshifts $3 < z < 5$ the presence of the UV background does not affect at all the ability of the gas to cool immediately after being shock-heated. It is not until redshifts $z < 3$ than the mass of cold gas is smaller in the presence of the fiducial UV background, but in any case, the reduction does not surpass 30 % (Figure 3). Ionizing the gas at a higher redshift or reducing the intensity of the background does not affect practically the amount of cold gas. However, in the case of a softer spectrum, the evolution of the cold mass is closer to the evolution in the absence of the ionizing background.

3.2 Effects on halos with circular velocity $V_c < 40 \text{ km s}^{-1}$

I have simulated as well a halo with circular velocity $V_c = 30 \text{ km s}^{-1}$. In this case the evolution of the system is more complicated and it is better understood by looking at the radial profiles of the velocity, density and temperature at different redshifts. In Figure 4 one can see that an outflow forms, which is driven by the photoionizing radiation. As the system evolves the photoionization-driven wind gradually dies out and the cloud starts growing via cosmological accretion again. The result is then a cloud in quasi-hydrostatic equilibrium in which hot gas is confined by the gravity of the dark minihalo. Shortly after switching on the ionising background the gas cannot cool and settle towards the centre of the system anymore.

As in the case for bigger halos, these results are not very sensitive to reionizing the gas at an earlier time. If the flux of the UV background is reduced the wind is much weaker and the gas has some residual infall. In the case of a much softer spectrum the ionizing radiation cannot drive a wind, and the gas is able to fall in the potential well of the halo and cool efficiently.

4 DISCUSSION

There are two different ways in which the UV background can influence the ability of the primordial plasma to cool and collapse. One of them is by increasing the ionised fraction of the gas, and thus, reducing line cooling. The other is by heating the IGM by producing electrons with excess kinetic energy.

The efficiency of the ionising radiation to modify the emissivity of the plasma depends on the hardness of the spectrum and the density of the plasma (Figure 5). If the spectrum is hard both hydrogen and helium are strongly ionised, and the cooling function does not have such a negative power-law dependence on the temperature, but a soft spectrum does not affect the ionisation state of helium. This explains why in the case of a hard spectrum the shock wave is not oscillatory unstable, but the oscillations are present if the spectrum is soft. On the other hand, collisional ionisation rates are proportional to ρ_g^2 , since they are two-body processes, while photoionisation rates are only proportional to ρ_g . In this way, if the density is low enough, line cooling is heavily suppressed, and the emissivity of the plasma is reduced up to temperatures $T \sim 10^6$ K. However, at the post-shock density, which is on average of the order of 120 times the background density (Forcada-Miró & White 1998), the emissivity is only reduced up to a temperature few times 10^5 K. This explains why no significant effect is obtained for halos with a circular velocity $V_c > 60$ km s⁻¹. The gas is also able to cool efficiently enough in halos with circular velocity down to $V_c \approx 40$ km s⁻¹, and thus, there is not so much difference in the total cold mass. However, the reduction in the emissivity of the plasma increases the cooling length and the shock wave moves outwards faster until the free-fall time is of the order of the cooling time (see Paper I).

There is a temperature T_{eq} , known as the photoionisation equilibrium temperature, at which the energy losses Λ equal the heating due to the photoionising radiation Γ . As one goes towards smaller halos the virial temperature is only slightly bigger than the equilibrium temperature, which in the fiducial case is $T_{\text{eq}} \approx 3 \times 10^4$ K. Consequently, in halos with a circular velocity in the range 25-35 km s⁻¹ the gas is still gravitationally confined, but the heating due to the photoionising keeps it at a temperature of the order of T_{eq} . Such systems were proposed by Ikeuchi (1986) and Rees (1986) as possible candidates for the Ly- α forest. This velocity range is in agreement with Meiksin (1994), and is very much independent of z_{ion} and J_{21} . However, in the case of a softer spectrum the equilibrium temperature is only 10^4 K, and the Ly- α clouds would have a characteristic circular velocity $V_c \sim 20$ km s⁻¹.

Finally, I would like to point out that a time-dependent calculation of the ionisation state of the plasma is crucial, since calculations assuming equilibrium abundances under-

estimate the temperature of the intergalactic medium by nearly an order of magnitude in the early stages of reionisation. This is because the photoionisation time is much shorter than the recombination time just after the background is switched on, and the ionising radiation can deposit energy more efficiently in the plasma. At later times, radiative recombination becomes important, and both calculations converge.

5 CONCLUSIONS

The qualitative conclusion I draw out of the simulations is that the metagalactic UV background has a very mild effect on the formation of dwarf galaxies. The way the ionising radiation affects the collapse of small objects is more by heating the pre-shock plasma than by modifying the cooling function. Our results are only marginally in agreement with the spherical collapse calculations of Thoul & Weinberg (1996), which indicated a reduction $\sim 50\%$ of the cooled mass fraction in halos with $V_c \sim 50$ km s⁻¹, and a negligible effect above $V_c \sim 75$ km s⁻¹. They find a stronger effect probably because they use a slightly harder spectrum (i.e. $\alpha = 1$), and as I have showed the effect of the UV background is very sensitive to the spectral index. On the other hand, the three-dimensional simulations of Navarro & Steinmetz (1996) show a mild effect of the metagalactic background all the way up to normal galaxies (i.e. $V_c \sim 200$ km s⁻¹). As the authors themselves suggest, this must be due to the fact that a fraction of the gas which falls onto the potential well of a bigger halo collapsed at an earlier time onto smaller halos.

In any case, all the theoretical work seems to confirm that a UV metagalactic background is far from being enough to solve the overcooling problem, since the luminosity function semi-analytic models predict differs from observations at circular velocities $V_c < 100$ km s⁻¹.

ACKNOWLEDGMENT

I would like to thank the Max-Planck Gesellschaft for the economical support. I am also grateful to Tom Abel, Martin Haehnelt, Martin Rees and Simon White for many helpful discussions.

REFERENCES

- Boyle, B.J., 1991, *Cosmology and Fundamental Physics*, Texas/ESO-CERN Symposium on Relativistic Astrophysics, ed. J.D. Barrow, L. Mestel, P.A. Thomas
- Cole S., Aragón-Salamanca A., Frenk C.S., Navarro J.F., Zepf S.E., 1994, *MNRAS*, 271, 781
- Cooke, A.J., Espey, B., Carswell, R.F., 1997, *MNRAS*, 284, 552
- Dekel A., Silk J., 1986, *ApJ*, 303, 39
- Efstathiou, G., 1992, *MNRAS*, 256, 43P
- Fernández-Soto, A., Barcons, X., Carballo, R., Webb, J.K., 1995, *MNRAS*, 277, 235
- Forcada-Miró, M.I., White, S.D.M., 1998, submitted to *MNRAS* (Paper I)
- Giallongo, E., Cristiani, S., D'Odorico, S., Fontana, A., Savaglio, W., 1996, *ApJ*, 446, 46
- Gunn, J.E., Peterson, B.A., 1965, *ApJ*, 142, 1633
- Haiman, Z., Loeb, A., 1997, *ApJ*, 483, 21
- Ikeuchi, S., 1986, *ApSS*, 118, 509
- Irwin, M., McMahon, R.G., Hazard, C., 1991, *The Space Distribution of Quasars*, ASP Conf. Ser. 21 (San Francisco: ASP)
- Jackobsen, P. *et al.*, 1994, *Nature*, 370, 35
- Kauffmann G., White S.D.M., Guiderdoni B., 1993, *MNRAS*, 264, 201
- Kullkarni, P., Fall, S.M., 1993, *ApJ*, 413, L67
- Lu, L., Wolfe, A.M., Turnshek, D.A., 1991, *ApJ*, 367, 19
- Madau, P., Meiksin, A., 1994, *ApJ*, L53
- Meiksin, A., 1994, *ApJ*, 431, 109
- Miralda-Escudé, J., Ostriker, J.P., 1990, *ApJ*, 350, 1
- Miralda-Escudé, J., Ostriker, J.P., 1992, *ApJ*, 392, 23
- Navarro, J.F., Frenk, C.S., White, S.D.M., 1994, *MNRAS*, 267, L1
- Navarro, J.F., Steinmetz, M., 1997, *ApJ*, 478, 13
- Rees, M.J., 1986, *MNRAS*, 218, 25P
- Savaglio, S., Cristiani, S., D'Odorico, S., Fontana, A., Giallongo, E., Molaro, P., 1997, *A&A*, 318, 347
- Schneider, D.P., Schmidt, M., Gunn, J.E., 1989, *AJ*, 98, 1951
- Steidel, C.C., Sargent, W.L.W.
- Thoul, A.A., Weinberg, D.H., 1996, *ApJ*, 465, 608
- Tóth, G., Ostriker, J.P., 1992, *ApJ*, 389, 5
- Velázquez, H., White, S.D.M., 1998, *MNRAS*, in press
- Webb, J.K., Barcons, X., Carswell, R.F., Parnell, H.C., 1992, *MNRAS*, 255, 319
- White, S.D.M., Rees, M.J., 1978, *MNRAS*, 183, 341
- Willinger, G.M. *et al.*, 1994, *ApJ*, 428, 574
- Zheng, W., Kriss, G.A., Telfer, R.C., Grimes, J.P., Davidsen, A.F., 1997, *ApJ*, 475, 469

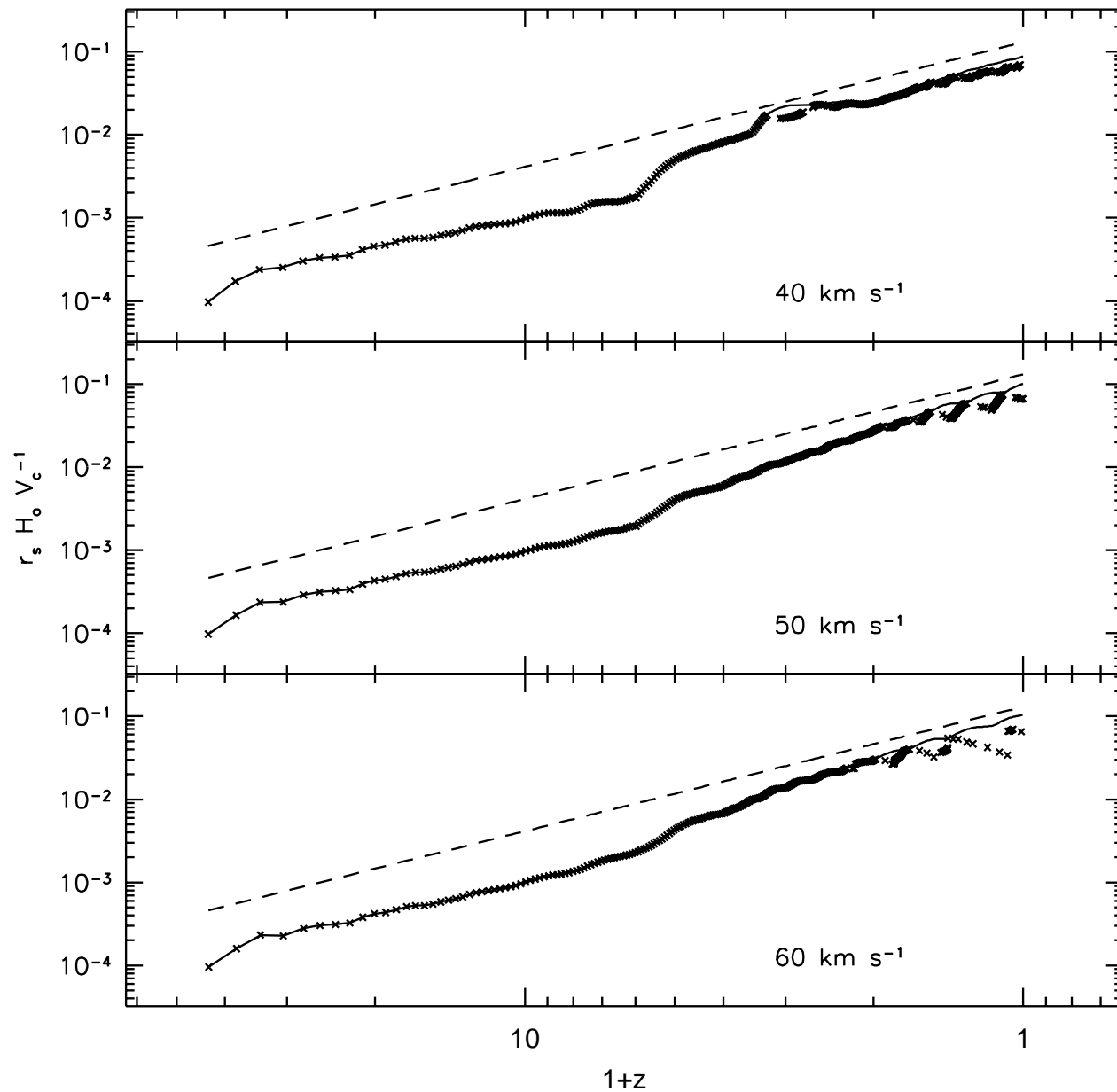


Figure 1: Evolution in time of the shock wave position (solid line) and the cooling wave position (crosses) for halos with $40 < V_c < 60 \text{ km s}^{-1}$ in the presence of the fiducial UV background. Long-dashed lines correspond to the adiabatic evolution of the shock.

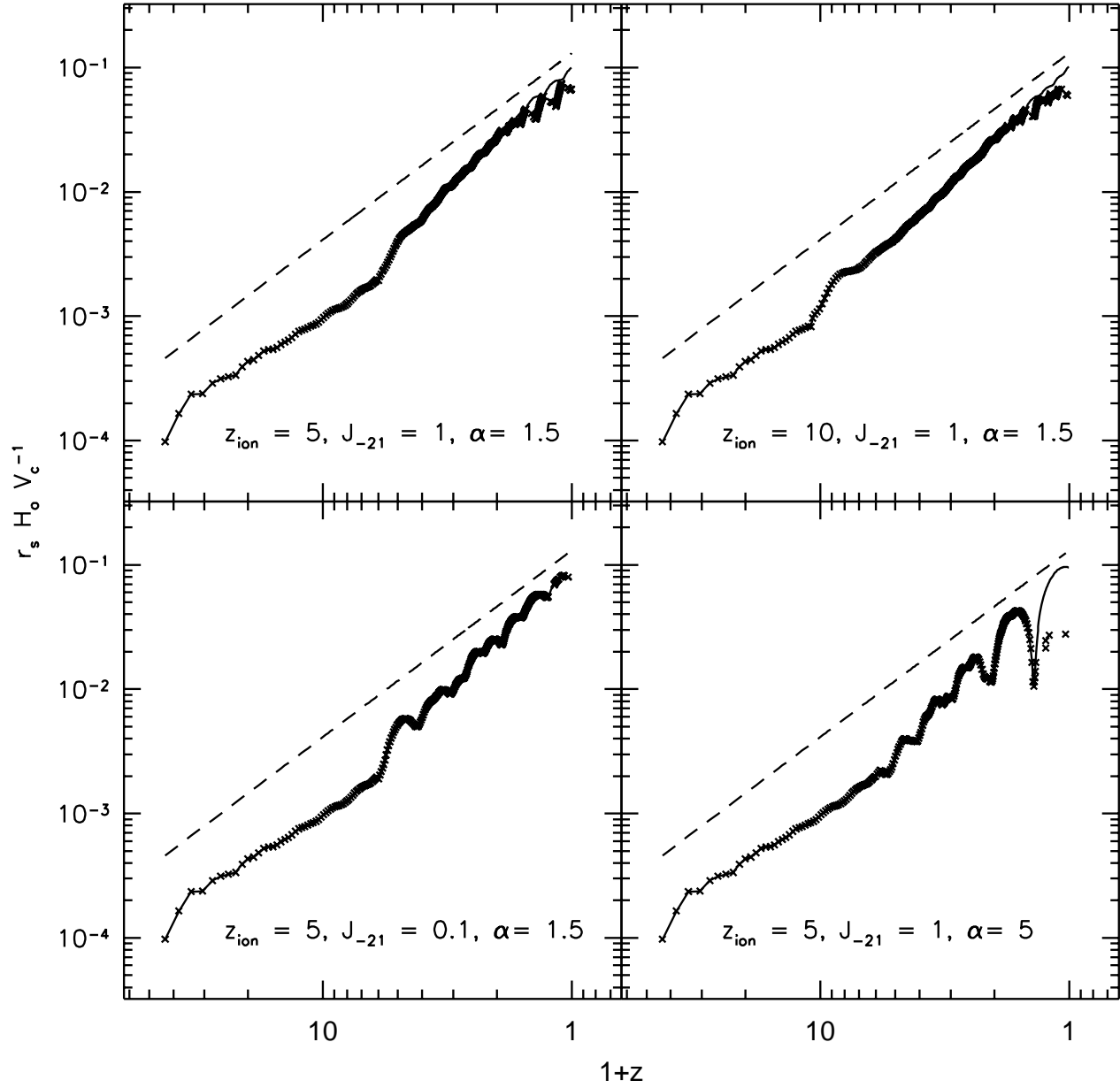


Figure 2: Evolution in time of the shock wave position (solid line) and the cooling wave position (crosses) for a halo with $V_c = 50 \text{ km s}^{-1}$ in the presence of different UV backgrounds. Long-dashed lines correspond to the adiabatic evolution of the shock.

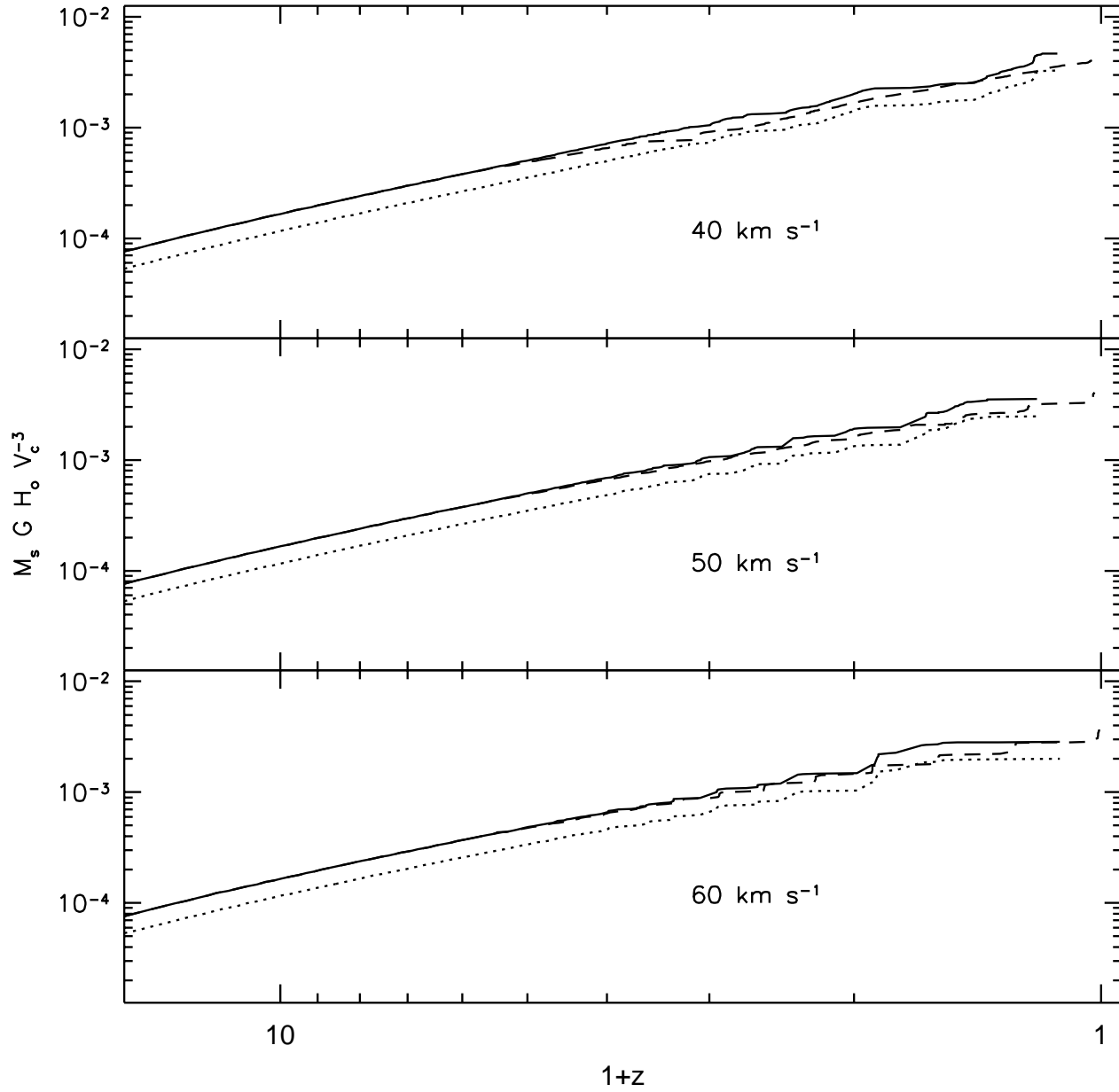


Figure 3: Mass which has been able to cool below 8000 K for halos with $V_c = 40, 50, 60 \text{ km s}^{-1}$. Solid line: Evolution in the absence of a UV background. Dashed line: Evolution in the presence of the fiducial UV background. Dotted-line: Reduction of a 30 %.

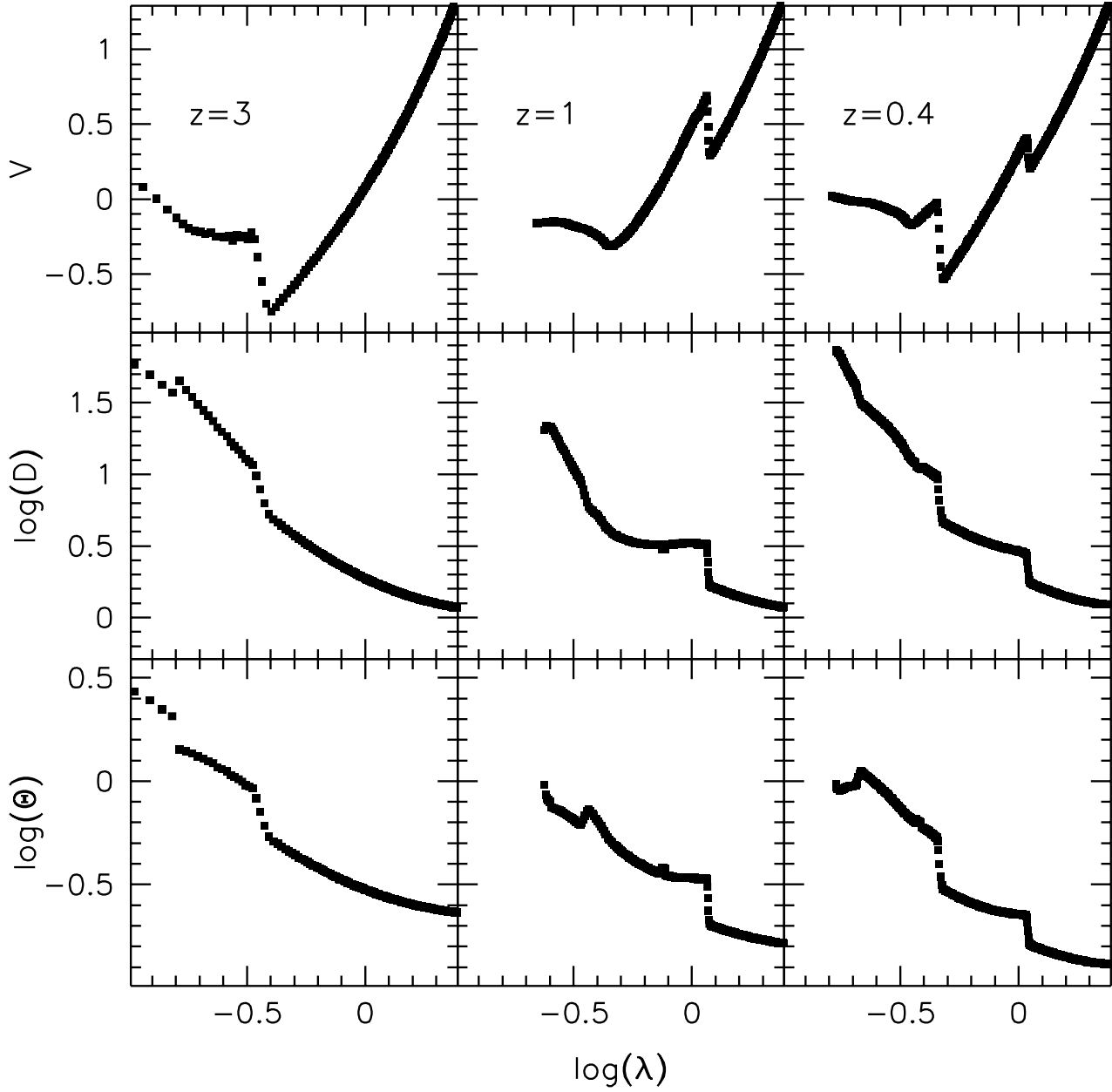


Figure 4: Radial profiles at different redshifts for a halo with $V_c = 30 \text{ km s}^{-1}$ in the presence of the fiducial UV. Top: Velocity. Middle: Density. Bottom: Temperature. The variables have been scaled as in Paper I.

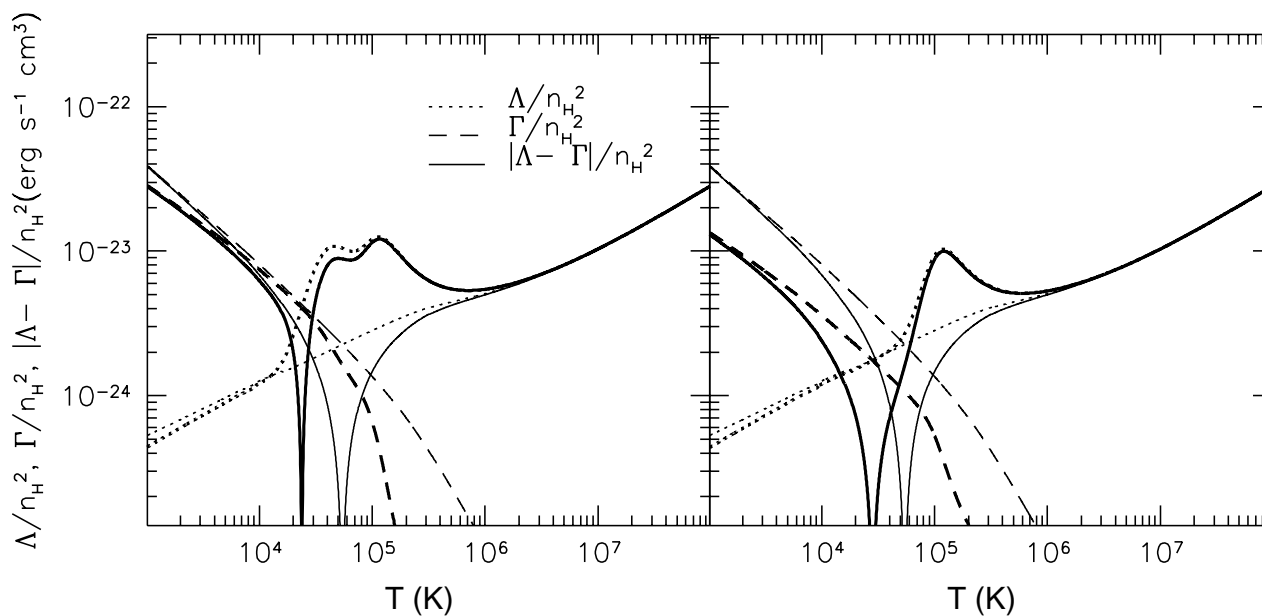


Figure 5: Cooling and heating functions for a primordial gas. In all cases $Y_P = 0.24$ and $J_{-21} = 1$. Compton cooling is not considered.

Left panel: Effect of density. Thin lines correspond to $\rho_g = 5.864 \times 10^{-29}$ gr cm $^{-3}$. Thick lines correspond to a density 200 times bigger. In both cases the spectral index $\alpha = 1.5$. Right panel: Effect of spectral index. Thin lines correspond to $\alpha = 1.5$. Thick lines correspond to $\alpha = 5$. In both cases $\rho_g = 5.864 \times 10^{-29}$ gr cm $^{-3}$.